

Strategic Pricing and Ranking in Recommendation Systems with Seller Competition

Tushar Shankar Walunj¹, Veeraruna Kavitha¹, Jayakrishnan Nair^b, Priyank Agarwal¹

^aIndustrial Engineering and Operations Research, IIT Bombay, Powai, Mumbai, 400076, Maharashtra, India

^bElectrical Engineering, IIT Bombay, Powai, Mumbai, 400076, Maharashtra, India

Abstract

We study a recommendation system where sellers compete for visibility by strategically offering commissions to a platform that optimally curates a ranked menu of items and their respective prices for each customer. Customers interact sequentially with the menu following a cascade click model, and their purchase decisions are influenced by price sensitivity and positions of various items in the menu. We model the seller-platform interaction as a Stackelberg game with sellers as leaders and consider two different games depending on whether the prices are set by the platform or prefixed by the sellers.

It is complicated to find the optimal policy of the platform in complete generality; hence, we solve the problem in an important asymptotic regime. In fact, both the games coincide in this regime, obtained by decreasing the customer exploration rates γ to zero (in this regime, the customers explore fewer items). Through simulations, we illustrate that the limit game well approximates the original game(s) even for exploration probabilities as high as 0.4 (the differences are around 2.54%). Further, the second game (where the sellers prefix the prices) coincides with the approximate game for all values of γ .

The core contribution of this paper lies in characterizing the equilibrium structure of the limit game. We show that when sellers are of different strengths, the standard Nash equilibrium does not exist due to discontinuities in utilities. We instead establish the existence of a novel equilibrium solution, namely ‘ μ -connected equilibrium cycle’ (μ -EC), which captures oscillatory strategic responses at the equilibrium. Unlike the (pure) Nash equilibrium, which defines a fixed point of mutual best responses, this is a set-valued solution concept of connected components. This novel equilibrium concept identifies a Cartesian product set of connected action profiles in the continuous action space that satisfies four important properties: stability against external deviations, no external chains, instability against internal deviations, and minimality. We extend a recently introduced solution concept *equilibrium cycle* to include stability against measure-zero violations and, by avoiding topological difficulties to propose μ -EC.

Keywords: μ -connected equilibrium cycle, recommendation systems, Stackelberg games, cascade click model, discontinuous games, equilibrium concept, oscillatory game dynamics

1. Introduction

Platforms like Amazon and Walmart, which facilitate interaction between buyers and sellers, increasingly rely on curated recommendation systems to enhance the user experience and maximize revenue. In such systems, ‘*seller visibility*’, often implemented through a ranked menu of recommended items, plays a crucial role in shaping customers’ behavior and purchase decisions regarding any seller’s product. Naturally, sellers compete for this visibility by adopting strategic behaviors that can influence their ranking.

While classical models focus on optimizing rankings or prices in isolation (e.g., [1, 2]), modern digital marketplaces face a more intricate challenge: how to jointly align *pricing*, *ranking*, *seller incentives*, and

Email addresses: tusharwalunj@iitb.ac.in (Tushar Shankar Walunj), vkavitha@iitb.ac.in (Veeraruna Kavitha), jayakrishnan.nair@ee.iitb.ac.in (Jayakrishnan Nair), 22n0453@iitb.ac.in (Priyank Agarwal)

customer behaviour, especially in settings where the sellers actively respond to and attempt to influence the platform policies. This interaction leads to a two-sided strategic tension—between platforms optimizing revenue and sellers seeking favourable positioning, which remains under-explored in the recommendation systems literature.

The paper investigates this tension by modelling the interaction between sellers and a revenue-maximizing platform. We focus on a commission-based design, where sellers offer monetary incentives (commissions) to the platform in the hope of securing higher visibility. The platform, in response, constructs a personalized ranked menu and depending on the setting, may also determine the item prices. It optimizes its revenue by accounting for both the offered commissions and customer click-through behaviour.

This interplay is modelled using a Stackelberg game framework with sellers as leaders competing for customer attention by strategically choosing commissions of the platform. We consider two distinct scenarios:

1. Order and Pricing (OP) game: Sellers (leaders) choose commissions, and the platform (follower) jointly sets the ranking and item prices.
2. Order at Set-Prices (OS) game: Sellers first fix item prices and then choose commissions. The platform, observing the commissions, determines only the ranking.

These models capture a wide spectrum of real-world platforms—from those retaining full control over prices to marketplaces where prices are fixed externally (e.g., MSRP or multi-platform listings). Unlike existing literature that often decouples pricing and ranking decisions, our model integrates these choices. We uncover a rich feedback loop: seller commission strategies influence menu placement, which in turn affects the customer choices and the platform revenue, thereby feeding back into the seller’s revenue and hence the strategic considerations. This strategic interdependence gives rise to novel equilibrium behaviour not captured by classical solution concepts. Our work makes following key contributions:

- *Stackelberg game formulation*: We formalize the interaction between strategic sellers and a revenue-maximizing platform as two types of Stackelberg games, corresponding to different realistic scenarios in platform markets.
- *Computational framework for platform optimization*: We pose the platform’s response as an MDP (Markov Decision Process) and solve it via backward induction. When the customer drop-off rate is high, we derive the closed-form solutions for platform optimization problem, reducing the complexity from exponential to linear in menu size—thus making our model scalable.
- *Unified analysis in low- γ regime*: When customers are less likely to explore items deeper in the menu, the OP and OS games converge to a common game. This regime enables a unified analysis of seller competition. We term this combined model the unified seller game.
- For the scenarios with equal sellers (in terms of reputation and production cost), we establish the existence of pure-strategy NE, where the sellers operate at marginal costs (similar to standard Bertrand duopoly game).
- *Equilibrium characterization via μ -connected equilibrium cycle*: Our central theoretical innovation is the introduction of a novel set-valued solution concept: the μ -connected Equilibrium Cycle (μ -EC). In games with discontinuities, caused here by rank jumps in menus, the classical pure Nash equilibria may fail to exist. The μ -EC captures stable yet cyclic equilibrium: sellers perpetually adjust their commissions in reaction to competitors, but the strategy profiles remain confined within a minimal, recurrent set. We establish the existence of μ -ECs as a solution for the scenarios with asymmetric sellers. Interestingly, the weaker sellers act as a threat that constrains the top-ranked sellers to offer commissions higher than the weak sellers’ potential.

This cyclical strategic behaviour mirrors phenomena observed empirically in auction and advertising systems (e.g., [3]), where sellers repeatedly adjust bids without convergence. Our μ -EC formalism captures and generalizes this behaviour in the context of recommendation systems with strategic sellers.

This paper is structured as follows: after a brief literature review, Section 2 presents the system model. Section 3 discusses the platform’s optimization in the OP game via an MDP framework. Section 4 provides a small- γ approximation for the OP game, while Section 5 does so for the OS game. Section 7 defines the solution concept μ -EC. The paper concludes in Section 8.

Literature review

We adopt the cascade click model introduced by [1] and extended in [2] to capture sequential customer interactions with ranked menus. These models, while foundational for customer behaviour modelling, do not incorporate platform-driven pricing or strategic seller behaviour. In contrast, our work embeds these behavioural dynamics within a game-theoretic framework involving commission competition and platform optimization. Broadly, recommendation systems have been studied through algorithmic, behavioral, and learning-theoretic lenses, often focusing on optimizing rankings, prices, or assortments based on buyer preferences. However, such models typically treat sellers as passive entities and overlook their potential to strategically influence platform decisions. Our work departs from this by treating sellers as active agents who compete via commissions, directly affecting both ranking and pricing outcomes.

Several prior works consider platform-seller interaction using Stackelberg game formulations. Notably, [4] model a setting where sellers lead and the platform follows, but their formulation considers only pricing. We generalize this by introducing two coupled games: the OP game, where the platform jointly decides rankings and prices, and the OS game, where sellers pre-fix prices and compete over rankings. This dual formulation captures a richer set of real-world scenarios. In a different direction, [5] considers a setting where sellers are partitioned into relevance-based classes, and visibility is determined accordingly. Sellers in their model compete via pricing, but inter-class competition is restricted. Our model moves beyond such segmentation and allows for full-scale cross-seller competition, enabling all sellers to influence the outcomes through aggressive commission strategies. This interplay becomes central in our equilibrium analysis, where weaker sellers can act as credible threats to stronger ones.

Recent studies, such as [6, 7] explore strategic platform design in environments where sellers are algorithmically sophisticated and capable of deploying pricing strategies through automated tools. This enhances the significance of our analysis of strategic sellers. Additionally, there is growing attention on the dual role of platforms as intermediaries and market participants, raising concerns about fairness and market design. For example, [8] and [9] examine how platforms entering retail markets can bias outcomes through preferential control over product visibility. While the platform in our model does not directly compete with sellers, it still has a significant control through pricing and ranking decisions. It also chooses the sellers fairly among the sellers with optimal utility.

Finally, the role of commissions has also been examined in coordinated settings. Authors in [10] study a system with two sellers and a platform, showing that aligning commissions with service levels can improve collective efficiency. Unlike their cooperative framework, our model is fully non-cooperative, with sellers strategically competing over visibility through commissions. A central challenge we address is the lack of classical NE due to discontinuities in seller utilities. To resolve this, we introduce the notion of a μ -EC, which captures persistent, non-convergent but structurally stable oscillations in seller strategies; an empirically observed phenomenon in strategic bidding environments such as search advertising ([3]).

In summary, our work builds on and extends existing literature by modeling strategic sellers, platform-side pricing and ranking, and a non-classical equilibrium structure that reflects the complex, dynamic nature of real-world platform markets.

2. Problem description

We consider a system where the market is mediated by a double-sided platform that facilitates efficient matching between multiple sellers and potential buyers. Sellers use the platform to reach a broader customer base and offer their products, while the customers visit the platform to explore a wider range of products before purchase. For each successful transaction, the seller pays a commission to the platform as compensation for facilitating the match. The platform, in turn, recommends a curated subset of sellers (a menu) based

on customer preferences, particularly their price sensitivity, thereby enhancing the shopping experience. Customers interact with the displayed menu and decide whether to purchase an item, upon which the platform ensures the transaction is completed smoothly. Since visibility on the menu designed by the platform directly affects the sales, the sellers compete by strategically setting commissions to improve their chances of being selected and securing a better position in the menu.

We begin by formally describing the model, its components, and the associated notation.

2.1. Platform-seller interaction

Let $\mathcal{I} = \{1, 2, \dots, N\}$ denote the set of sellers on the platform. Each seller $a \in \mathcal{I}$ offers a product and commits to a ‘commission’ $\delta_a \in [0, 1]$, representing the fraction of the sale price paid to the platform upon a successful transaction. The platform observes these commissions and constructs a ‘customized menu’ (ranked list of M items) for each customer by selecting a subset of $M \leq N$ sellers. This decision also considers the customers’ responses to various products or sellers. This customized menu is represented as a permutation $\pi = (i_1, i_2, \dots, i_M)$ of sellers, along with corresponding prices $\mathbf{p} = (p_1, p_2, \dots, p_M)$ assigned to their products. The customers are assumed to interact with the menu sequentially, from top to bottom. At each step, they either decide to purchase the item displayed at that position, leave the system, or explore the next item in the menu. The platform’s expected revenue depends on the menu ordering π , the price vector \mathbf{p} , the commission profile $\boldsymbol{\delta}$, and γ , the probability with which a typical customer decides to explore the next item.

The revenue of any seller depends on its position in the menu (and, of course, on the price set for its item), which in turn depends on: (i) the price of its item, (ii) the commission it sets, (iii) its reputation or the product’s price sensitivity, and (iv) the probability that a customer reaches and purchases the item after skipping earlier items. The last aspect directly depends on the position it occupies in the menu designed by the platform, and that design is influenced by the first three aspects.

2.2. Customer behaviour

Customers follow a *cascade click model* [1] while interacting with the menu. Starting from the top, any typical customer is assumed to evaluate each item and make one of the following decisions for each of them:

1. *Purchase* the product from seller a at the offered price p_a with probability $\beta_a(p_a)$,
2. *Skip and continue* to the next item with probability $(1 - \beta_a(p_a))\gamma$, or
3. *Exit* the system entirely with probability $(1 - \beta_a(p_a))(1 - \gamma)$.

If a customer purchases from seller a , the platform earns revenue $\delta_a p_a$, while the seller earns $(1 - \delta_a)p_a$, and the process terminates. Therefore, the expected revenue for the platform is determined by the cumulative probability of purchases across the menu, weighted by the commissions and the prices set. For example, the revenue contribution from the k -th position in π depends on the probability that the customer reaches position k and makes a purchase, which is recursively influenced by the skipping and non-exiting probabilities of the preceding items.

The attraction probability function $\beta_a(\cdot)$ captures the price sensitivity of customers toward the product of seller a . We make the following assumption¹ on the function $\beta_a(\cdot)$, which is commonly considered in the literature in similar contexts (e.g., [14], [15]).

Assumption 1. *The function $\beta_a(\cdot)$ is differentiable and strictly decreasing. Moreover, for all $p \in [0, p^{\max}]$, we have $0 < \beta_a(p) \leq 1$ and $\beta_a(0) = 1$, where p^{\max} is a sufficiently large upper bound on feasible prices. Additionally, for each $a \in \mathcal{I}$ and for any $c \geq 0$, there exists unique optimizer $p^*(a) \in \text{Arg max}_p \beta_a(p)(p - c)$.*

In this paper, ‘Arg max’ denotes the set of maximizers, while ‘arg max’ refers to the unique maximizer, once uniqueness is established.

¹This assumption that the customer response function—specifically, the probability of a price being acceptable—is differentiable and decreasing is standard in the literature (e.g., see [11], [12], [13]). As the price increases, the probability of acceptance decreases significantly, indicating that customers become more price-sensitive.

2.3. Decisions of various agents

The agents make three key decisions in this model: commission selection, menu design, and price setting. The sellers strategically choose the commission for the platform in each successful (matching) transaction. Next, the platform chooses the menu, or permutation π , to maximize its expected revenue. It is important to note that a product with a higher probability of being purchased may not always be prioritized by the platform—the platform’s gain from such a transaction could be small due to a lower commission value. Finally, the prices of the items must be set appropriately to maximize the revenue of the involved agents. We consider two models for setting prices: either the platform sets the prices for all items, or the sellers set the prices for their own items.

This aspect of the problem has a close resemblance to the well-known Bertrand duopoly, particularly when sellers set the prices of their items. However, the optimization and game-theoretic challenges considered in this paper are significantly more complex, as they are interlaced with the menu design problem. This problem modulates customer responses in a different manner from the standard duopoly or oligopoly setting. Its complexity is significantly more, even compared to the stand-alone menu selection problem, which itself is regarded as a difficult problem in the domain of discrete optimization (see [16, 2]).

In the marketplace, one can typically observe scenarios where the sellers pre-set the prices, and the platform only designs the menu [6, 17, 18]; while, in some other cases, the platforms may set both the prices and the menu-order (platforms like Amazon price as well as ranks their own products [19, 20]). As already mentioned, we study both the scenarios and accordingly have two different Stackelberg games.

1. In the first scenario, termed the Order and Pricing (OP) game, the sellers act as leaders, strategically setting their commissions δ to maximize individual profits. The platform, as the follower, then selects the optimal ranking π and price vector \mathbf{p} based on the offered commissions δ . The platform’s decisions depend on the commissions, the sellers’ reputations (as reflected in the price sensitivity function), the trade-off between higher profit shares (driven by commissions and prices), and the potential purchase probabilities.
2. In the second scenario, the Order at Set-Prices (OS) game, the sellers pre-fix the prices of their individual products to maximize their per-sale revenue. Next, acting as leaders, they set commissions δ , anticipating the platform’s ranking decision; their decisions can also depend upon the pre-fixed prices. Finally, the platform (follower) selects the optimal permutation π based on the prices set by the sellers and the commissions offered.

2.4. Utilities of different agents

Before defining the different games in our model, we first specify the utilities of the agents for the given decision variables $(\delta, \pi, \mathbf{p})$. In the following sections, we will observe that the platform selects a subset $\mathbf{x} \subseteq \mathcal{I}$ of sellers, with $|\mathbf{x}| \geq M$, to be included in the menus shown to different customers (this is considered for fairness purposes). It then chooses an ordered subset of length M from the sellers in \mathbf{x} for each customer in a random (and fair) manner. This ordered subset precisely forms the menu π shown to that customer. We will discuss random menus in more detail later; for now, we focus on the utilities under a fixed menu π .

For given $(\delta, \pi, \mathbf{p})$, the revenue function of the platform (follower) is:

$$R(\delta, \pi, \mathbf{p}) = \sum_{j=1}^M p_{\pi(j)} \delta_{\pi(j)} \underbrace{\left(\beta_{\pi(j)}(p_{\pi(j)}) \prod_{k < j} (1 - \beta_{\pi(k)}(p_{\pi(k)})) \right) \gamma}_{\text{Probability of reaching and purchasing at position } j} . \quad (1)$$

Here, the term $\prod_{k < j} (1 - \beta_{\pi(k)}(p_{\pi(k)})) \gamma$ represents the probability of a customer reaching the j -th position item in the permutation π , after skipping all previous items and not exiting. For the platform, the higher shares $\delta_a p_a$ may increase the revenue per sale, but they may also reduce the purchase probabilities $\beta_a(p_a)$, while the ranking π influences the visibility of items of different sellers, for which the sellers compete.

For example, if $\mathbf{x} = \{1, 2\}$, $\boldsymbol{\delta} = (\delta_a, \delta_b)$, $\pi = (a, b)$ and $\mathbf{p} = (p_a, p_b)$ then the revenue of the platform is:

$$R(\boldsymbol{\delta}, \pi, \mathbf{p}) = p_a \delta_a \beta_a(p_a) + \gamma (1 - \beta_a(p_a)) p_b \delta_b \beta_b(p_b),$$

while that of the sellers are $(1 - \delta_a)p_a \beta_a(p_a)$ and $(1 - \delta_b)p_b(1 - \beta_a(p_a))\gamma \beta_b(p_b)$ respectively. These seller revenues do not include the respective production costs. We now describe the utility functions of the sellers, including the costs.

The profit of seller a upon selling its product is given by $(1 - \delta_a)p_a - c_{m_a}$, where c_{m_a} is the production cost. However, the opportunity to sell its product depends on (π, \mathbf{p}) , and the combination of these two factors defines its overall utility. For given $(\boldsymbol{\delta}, \pi, \mathbf{p})$, the utility of seller a is:

$$U_a(\boldsymbol{\delta}, \pi, \mathbf{p}) = \sum_{k=1}^M \left(\mathbb{1}_{\{a=\pi(k)\}} ((1 - \delta_a)p_{\pi,a}^* - c_{m_a}) \beta_a(p_{\pi,a}^*) \prod_{j < k} (1 - \beta_{\pi(j)}(p_{\pi,\pi(j)}^*)) \gamma \right) \text{ for all } a \in \mathcal{I}. \quad (2)$$

In above, when $\mathbb{1}_{\{a=\pi(k)\}}$ is one, it implies that the seller is placed in position k in the menu π . Next, we formally define the two games.

2.5. Game formulations

We begin by defining the OP game.

2.5.1. Order and price (OP) game

In this game, the sellers take the lead by strategically setting commissions $\boldsymbol{\delta} := \{\delta_a\}_a$ to maximize their own profits. The platform responds by choosing the ranking (or menu) π and setting the prices \mathbf{p} for each seller's item, based on $\boldsymbol{\delta}$. The sellers face a trade-off: a higher δ_a incentivizes the platform to prioritize their product (e.g., through a better ranking), but it also reduces their per-sale profit as seen from (2).

Formally, this scenario can be captured by a Stackelberg game with two stages:

1. Sellers' Stage (Leaders): Sellers simultaneously choose commissions, $\boldsymbol{\delta}$.
2. Platform's Stage (Follower): The platform observes $\boldsymbol{\delta}$ and selects $\mathbf{z} := (\pi, \mathbf{p})$ optimally to maximize $R(\mathbf{z}; \boldsymbol{\delta})$.

We begin with detailing the optimization problem $\mathcal{P}_F(\boldsymbol{\delta})$ of the follower (the platform) for any given strategy profile $\boldsymbol{\delta}$ of the leaders or the sellers (see (1)). Informally, this optimization problem can be posed as:

$$\mathcal{P}_F(\boldsymbol{\delta}): \max_{\mathbf{z}=(\pi, \mathbf{p})} R(\mathbf{z}; \boldsymbol{\delta}), \text{ subject to ordering policy } \pi, \text{ price vector } \mathbf{p} \in [0, p^{\max}]^M. \quad (3)$$

It is important to note that solving this joint optimization problem for large N is challenging due to its mixed combinatorial and continuous nature. The number of possible permutations of length M is $\binom{N}{M}M!$, and for each permutation, the platform must determine the optimal pricing strategy. Instead, the problem can be posed as a sequential decision problem. More precisely, it can be framed as a Markov Decision Process (MDP), which allows us to derive the optimal policy for the platform (see details in Section 3). Using this approach, the time complexity can be reduced to approximately $\binom{N}{M}2^M$, representing a significant reduction. This typecasting offers many advantages:

- (i) it simplifies the solution, because of the well-known dynamic programming (DP) equations that solve the MDPs (more details in Section 3);
- (ii) the offline methods of MDP can be used to obtain a possibly randomized optimal policy, which further incorporates 'fair' allocation of menu-positions to different sellers; the implementation of such a policy would imply display of random IID (identical and independently distributed) menus to each of the customers, details of the same are in Subsection 3.3;

(iii) finally, such a formulation can organically lead to efficient online learning algorithms, when some of the system parameters are not known.

The problem in (3) for any given δ , when posed as an MDP, has a solution $\mathbf{z}^*(\delta)$, which is derived in (9)-(11) of the next section. In some cases, multiple optimizers may exist, but we select an unique ‘fair’ version, where the policy at any stage chooses uniformly among all sellers with ‘equal utility’ (see (11)). Furthermore, for each δ , the optimal (and fair) policy can be represented as a random menu and price vector, $\mathbf{z}^*(\delta) = (\Pi^*(\delta), P^*(\delta))$, as described below:

Definition 1. [Random menu and price-vectors $(\Pi^*(\delta), P^*(\delta))$] is the policy:

- where $\Pi^*(\delta)(\pi)$ represents the probability of choosing permutation/menu π , and
- $P^*(\delta) = (p_{\pi,a}^*)_{\pi,a}$ represents the prices-vectors, where $p_{\pi,a}^*$ is the price at which the item of seller a is offered, when its item is placed according to menu π .

This policy $\mathbf{z}^*(\delta)$ is actually derived in Section 3; for now, we assume its existence and proceed towards providing the complete description of the Stackelberg (OP) game. At the top, we have a strategic form game between N sellers. Each seller chooses a commission $\delta_a \in [0, 1]$, and the response of the follower platform, $\mathbf{z}^*(\delta)$, influences their utilities (see (2)):

$$U_a(\delta) := \sum_{\pi} \Pi^*(\delta)(\pi) \sum_{k=1}^M \left(\mathbb{1}_{\{a=\pi(k)\}} ((1 - \delta_a) p_{\pi,a}^* - c_{m_a}) \beta_a(p_{\pi,a}^*) \prod_{j < k} (1 - \beta_{\pi(j)}(p_{\pi,\pi(j)}^*)) \gamma \right) \forall a \in \mathcal{I}. \quad (4)$$

2.5.2. OS game: order at set-prices

In the Order at Set-Prices (OS) game, the sellers decide the prices of their items \mathbf{p} prior to the game; basically, they approach the platform with the items to be sold and with set prices. The strategic interaction between the sellers and the platform is once again initiated by the sellers by choosing commissions δ ; the platform responds now by choosing (only) an optimal arrangement of the sellers’ items or the menu π . This is applicable to scenarios where the sellers deal with multiple platforms and probably also with multiple retailers.

The sellers pre-compute their optimal prices based solely on the market response to their own item and set a common price for their item (common across various retailers/platforms). Unlike the OP game, where the platform optimizes prices, here, each seller a first determines the price p_a^* (unique by assumption 1) that maximizes their stand-alone revenue, by solving:

$$p_a^* = \arg \max_{p \in [0, p^{\max}]} \beta_a(p) p. \quad (5)$$

This price p_a^* is fixed and remains unchanged during competition. The sellers then strategically set $\delta_a \in [0, 1]$ to maximize their utility, anticipating the platform’s menu optimization.

For any given strategy profile δ of the leaders or the sellers (see (1)), the optimization problem $\mathcal{P}_F(\delta, \mathbf{p})$ of the follower platform is:

$$\mathcal{P}_F(\delta, \mathbf{p}): \max_{\pi} R(\pi; \delta, \mathbf{p}), \text{ subject to an appropriate ordering policy } \pi. \quad (6)$$

As mentioned above, one can obtain the unique ‘fair’ optimizer now in terms (only) of random menus $\Pi^*(\delta)$. The utility of seller a equals (see (4) and also observe that the prices are set a priori):

$$U_a(\delta) := \sum_{\pi} \Pi^*(\delta)(\pi) \sum_{k=1}^M \left(\mathbb{1}_{\{a=\pi(k)\}} ((1 - \delta_a) p_a^* - c_{m_a}) \beta_a(p_a^*) \prod_{j < k} (1 - \beta_{\pi(j)}(p_{\pi(j)}^*)) \gamma \right). \quad (7)$$

Having defined both the games (4) and (7), we begin their analysis by first solving the two lower-level platform optimization problems. We begin with the OP game.

3. Platform optimization: OP game

To begin with, we will show that the platform-optimization problem (3) can be modeled as an MDP problem. The main idea is to map the item location index to the time index in the MDP formulation. We begin with the mapping details.

3.1. MDP formulation

Say the items from a list $\{a_1, a_2, \dots, a_{k-1}\}$ have already been placed in the top $(k-1)$ positions. In this case, the set of available options at location k is $\mathcal{I} - \{a_1, a_2, \dots, a_{k-1}\}$. These options are relevant under two conditions: (a) if the customer is not satisfied with the top $(k-1)$ items, and (b) if the customer is willing to explore more items. If the customer exits the system, it reaches an absorbing state where no further revenue can be generated from this customer. Given this, we can model the remaining items or an absorption-indicator as a state in the MDP being constructed. Let

$$\mathcal{X} = \{\mathbf{x} : \mathbf{x} \subseteq \mathcal{I} \text{ or } \mathbf{x} = \Delta\},$$

denote the states of the MDP, where $\mathbf{x} = \Delta$ represents an absorbing state. At any position/location index (say t), for any state of remaining items \mathbf{x} (not the absorption state), one needs to choose an item a from \mathbf{x} to display on t -th position and also decide a price $p \in [0, p^{\max}]$ to quote for that item. Thus, the set of actions available at any position-index are dependent on state \mathbf{x} and the available action space can be denoted by,

$$\mathcal{A}_{\mathbf{x}} = \{(a, p) : a \in \mathbf{x}, p \in [0, p^{\max}]\}.$$

The next step is to describe the state ‘transitions’. Starting from any state \mathbf{x} and taking an action (a, p) , the customer purchases item a with probability $\beta_a(p)$. If the customer does not purchase the item (with probability $1 - \beta_a(p)$) and decides not to continue scanning the remaining items, they exit the system with probability $1 - \gamma$. In either case, whether the customer purchases the item or exits the system, the transition leads to the state Δ . If the customer does not purchase the item (with probability $1 - \beta_a(p)$) but chooses to continue scanning (with probability γ), the system transitions to state $\mathbf{x}' = \mathbf{x} - \{a\}$. Thus, the transition probabilities can be summarized as:

$$\mathbb{P}(\mathbf{x}' | \mathbf{x}, (a, p)) = \begin{cases} 1 & \text{if } \mathbf{x} = \mathbf{x}' = \Delta \\ \gamma(1 - \beta_a(p)) & \text{if } \mathbf{x}' = \mathbf{x} - \{a\}, \\ 1 - \gamma(1 - \beta_a(p)) & \text{if } \mathbf{x}' = \Delta. \end{cases}$$

At any state \mathbf{x} , with an action (a, p) , the platform receives a reward in terms of commission $\delta_a p$, if the customer purchases the product, and zero reward otherwise. Thus, the instantaneous reward function is given by:

$$r(\mathbf{x}, (a, p)) = \delta_a \beta_a(p) p \mathbb{1}_{\{\mathbf{x} \neq \Delta\}}.$$

Having defined the immediate rewards, we next define a policy. A policy dictates the sequence of actions the platform will take throughout the customer’s interaction. In this framework, $\mu = (d_1, d_2, \dots, d_M)$, with $d_t = \{d_t(\mathbf{x})\}_{\mathbf{x}}$ for each t , represents a policy, where decision rule $d_t(\mathbf{x})$ determines the action pair (a, p) , given that \mathbf{x} items are available at step t . For a Markov deterministic policy, $d_t(\mathbf{x})$ prescribes a fixed (a, p) , where a is the item to be displayed in the t -th position, and p is the price quoted for that item. *If μ is a randomized policy, then $d_t(\mathbf{x})$ is a probability measure on the action-set $\mathcal{A}_{\mathbf{x}}$, that chooses random actions.*

Interaction with each customer represents a sample run of MDP, which evolves randomly, running at maximum up to M stages. Let X_t denote the set of items available, and $S_t = (A_t, P_t)$ represent the action chosen at step t . The total expected reward under policy μ , starting with the initial set of items $\bar{\mathbf{x}}$, is given by:

$$J(\mu, \bar{\mathbf{x}}) = \mathbb{E}^{\mu} \left[\sum_{t=1}^M r(X_t, (A_t, P_t)) \right], \quad (8)$$

where the expectation \mathbb{E}^μ is taken accounting for the randomness in customer behaviour and the actions prescribed by the policy μ . As already mentioned, the platform can adopt two strategies: a fixed menu, where a complete permutation of items with prices is displayed in one shot, and a randomized menu, where items are offered sequentially with subsequent items chosen probabilistically based on the remaining items². To begin with, we will show that the MDP based cost (8) and that in the original problem (3) are both optimized by a deterministic policy, which is equivalent to a fixed menu-price pair (proof in Appendix A):

Lemma 1 (Existence). (i) For any deterministic policy μ , there exists a fixed menu-price vector, $\bar{\mathbf{z}}^\mu = (\pi, \mathbf{p})$ such that $J(\mu, \bar{\mathbf{x}}) = R(\bar{\mathbf{z}}^\mu, \bar{\mathbf{x}})$, with R defined as in (1).

(ii) Given any $\bar{\mathbf{z}} = (\pi, \mathbf{p})$, there exists a policy $\mu_{\bar{\mathbf{z}}}$ such that $R(\bar{\mathbf{z}}, \bar{\mathbf{x}}) = J(\mu_{\bar{\mathbf{z}}}, \bar{\mathbf{x}})$.

(iii) Finally, we have the existence of solution for (3) and the MDP for any δ :

$$\max_{\bar{\mathbf{z}}=(\pi, \mathbf{p})} R(\bar{\mathbf{z}}, \bar{\mathbf{x}}) \stackrel{a}{=} \max_{\mu, \text{ deterministic}} J(\mu, \bar{\mathbf{x}}).$$

Hence, we have the existence of solution for problem (3); we also established that the optimal policy by solving the MDP, or an optimal menu obtained by direct optimization, perform equally well for the platform. Interestingly, a Markov deterministic policy is optimal in this context (see equality *a* in part (iii)). However, from a fairness perspective regarding different sellers, a randomized ‘fair’ policy would be preferred (see (10)-(11) in next section). We will discuss this in detail and provide a characterization of both the optimal and ‘fair’ policies in the following section. Additionally, we will show that the performance of the optimal policy, whether derived from a fixed menu or a randomized menu-price strategy, is the same for the platform (as proven in Lemma 2 in the next sub-section).

3.2. Dynamic programming equations and the optimal-fair policy

Lemma 1 enables us to leverage upon the DP equations to solve the problem (3) effectively. Towards this, let $v_t(\mathbf{x})$ represent the value function at step t , which is the maximum expected reward achievable from step t to the final step M , given that the set of available items at step t is \mathbf{x} . Formally,

$$v_t(\mathbf{x}) = \sup_{\mu_t=(d_t, \dots, d_M)} J_t(\mu_t, \mathbf{x}), \text{ with, } J_t(\mu_t, \mathbf{x}) = \mathbb{E}^{\mu_t} \left[\sum_{k=t}^M r(X_k, (\mathcal{A}_k, \mathbf{p}_k)) | X_t = \mathbf{x} \right],$$

where $\mu_t = (d_t, \dots, d_M)$ denotes the policy from step t to step M , and $J_t(\mu_t, \mathbf{x})$ represents the expected reward obtained under this policy. Consider the boundary conditions for the value function as follows: when $\mathbf{x} = \emptyset$, i.e., without any leftover items, the value function is zero. Also, when $\mathbf{x} = \Delta$, for all t , we define $v_t(\Delta) = 0$. At the final step M , for any \mathbf{x} , the value function is simply the maximum immediate reward from selecting an item a and its price p , i.e.,

$$v_M(\mathbf{x}) = \max_{a \in \mathbf{x}, p \in [0, p^{\max}]} \delta_a \beta_a(p) p.$$

For intermediate steps $t < M$, the value function satisfies the following recursive DP equation for each \mathbf{x} (see [21]):

$$v_t(\mathbf{x}) = \max_{a \in \mathbf{x}, p \in [0, p^{\max}]} (r(\mathbf{x}, (a, p)) + \gamma(1 - \beta_a(p))v_{t+1}(\mathbf{x} - \{a\})), \quad r(\mathbf{x}, (a, p)) = \delta_a \beta_a(p) p. \quad (9)$$

²When the optimizer is not unique for a given state, the fair policy (10)-(11) provided in Section 3.2 ensures that all sellers (optimizers) are treated fairly and equally at each step. However this can lead to a randomized policy; in particular by structure of the problem, the optimal policy would suggest one among some finitely many menus in a probabilistic manner; nonetheless the implementation of such a random menu would only mean each customer still gets to see one fixed menu chosen in an IID manner, implementation details are in Subsection 3.3.

Clearly, the domain of optimization for each (t, \mathbf{x}) is compact and the instantaneous reward function $p \mapsto r(\mathbf{x}, (a, p))$ is continuous, for each (\mathbf{x}, a) . Hence, by [21, Chapter 4], there exists a solution to the DP equation (9). Consequently, there exists a solution among the deterministic policies, which serves as the second proof for the existence of a solution to (3), this time using MDP theory (recall that existence was already established in Lemma 1). However, more interestingly, the existence of solution for DP equation (9) also paves way for choosing an unique ‘fair’ policy among all possible optimal policy(ies) as explained in the immediate next.

Define the set of optimizers of the equation (9) for each (t, \mathbf{x}) as follows:

$$A^*(t, \mathbf{x}) := \underset{a \in \mathbf{x}, p \in [0, p^{\max}]}{\text{Arg max}} (\delta_a \beta_a(p)p + \gamma(1 - \beta_a(p))v_{t+1}(\mathbf{x} - \{a\})). \quad (10)$$

The above set of optimizers need not be unique for every (t, \mathbf{x}) , however, the following ‘fair’ randomized policy is one among the optimizers, as established in [21, Chapter 4]:

$$\mathbf{z}^*(\delta) := \{\mathbf{z}^*(t, \mathbf{x})\}_{\mathbf{x}, t}, \text{ where each } \mathbf{z}^*(t, \mathbf{x}) \text{ is uniformly distributed over } A^*(t, \mathbf{x}). \quad (11)$$

This policy ensures that equal preference is given to each of the ‘equal’ sellers at any (t, \mathbf{x}) . We now formally summarize the optimality of the fair-policy below:

Lemma 2 (Fair policy). *There exist a solution to DP equations (9). Hence,*

$$\max_{\bar{\mathbf{z}}=(\pi, \mathbf{p})} R(\bar{\mathbf{z}}, \bar{\mathbf{x}}) = \max_{\mu, \text{ deterministic}} J(\mu, \bar{\mathbf{x}}) = \max_{\mu, \text{ randomized}} J(\mu, \bar{\mathbf{x}}).$$

Thus, the fair-policy (10)-(11) also forms a solution for $P_F(\delta)$ defined in (3) for each δ .

Further, by Assumption 1, we have unique optimizer $p^*(a, c)$ for each $\mathbb{P}(a, c)$ problem defined below:

$$\textbf{Problem } \mathbb{P}(a, c) : \max_p (\delta_a \beta_a(p)p + \gamma(1 - \beta_a(p))c).$$

Thus, $|A^*(t, \mathbf{x})| \leq |\mathbf{x}|$, so the set of optimizers in (10) is finite. Therefore, the fair policy (10)-(11) can be interpreted as a policy that randomly chooses one among some finitely many permutations $\{\pi_i\}_{i \leq l}$ (for some $l < \infty$) to be chosen with probabilities $\{\Pi^*(\pi_i)\}_i$ that are defined using the uniform distributions of (11). For every given π_i , one can compute the corresponding price-vector $\{p_{\pi_i, k}\}_{k \leq M}$ again using the optimizer sets $A^*(t, x)$ of (10), more details are given in equations (15)-(17) of next section. The resultant policy is exactly as in Definition 1. We conclude this section with an illustrative example.

Example 1 (Illustrative example with $N = 3$ and $M = 2$). *Consider a setting with $N = 3$ items and a menu of length $M = 2$. At stage 1, we start in the initial state where all items are available: $\mathcal{I} = \{1, 2, 3\}$. In the DP equation (9) corresponding to stage 1, suppose both $(1, p_{t=1,1}^*)$ and $(2, p_{t=1,2}^*)$ are optimizers. Under the fair policy, seller 1 is placed in the top position of the menu with probability $1/2$, and seller 2 is placed at the top with the remaining $1/2$ probability.*

Accordingly, if the customer does not purchase the first displayed item and chooses to continue browsing, the system transitions to stage 2 with one of two possible states: either $\mathbf{x}_2 = \{2, 3\}$ (if item 1 was rejected) or $\mathbf{x}_2 = \{1, 3\}$ (if item 2 was rejected). Suppose the optimal policy in stage 2 recommends: either placing seller 3 at the second position with price $p_{t=2,3}^*$ when state $\mathbf{x}_2 = \{2, 3\}$, or placing seller 1 at the second position with price $p_{t=2,1}^*$ when state $\mathbf{x}_2 = \{1, 3\}$. Thus, the fair optimal policy (10)-(11) randomizes equally between the two permutations, $\pi_1 = (1, 3)$ and $\pi_2 = (2, 1)$, with $\Pi^*(\pi_1) = \Pi^*(\pi_2) = 1/2$, as shown in Figure 1. The associated price vector $[p_{\pi_1,1}^*, p_{\pi_2,2}^*, p_{\pi_1,3}^*, p_{\pi_2,1}^*]$ is given by:

$$p_{\pi_1,1}^* = p_{t=1,1}^*, \quad p_{\pi_2,2}^* = p_{t=1,2}^*, \quad p_{\pi_1,3}^* = p_{t=2,3}^*, \quad p_{\pi_2,1}^* = p_{t=2,1}^*.$$

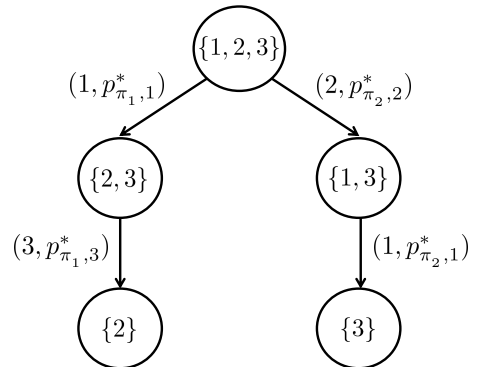


Figure 1: Example 1: nodes denote states and edges denote actions, $\Pi^*(\pi_1) = \Pi^*(\pi_2) = \frac{1}{2}$ with $\pi_1 = (1, 3)$, $\pi_2 = (2, 1)$.

Besides the fair policy, there also exist two deterministic policies that yield the same revenue for the platform: the first deterministic policy is given by fixed menu $\pi_1 = (1, 3)$ and the fixed price vector $[p_{\pi_1,1}^*, p_{\pi_1,3}^*]$; while, the second optimal deterministic policy advocates fixed menu $\pi_2 = (2, 1)$ with prices $[p_{\pi_2,2}^*, p_{\pi_2,1}^*]$. All three policies perform equally well from the platform's perspective. However, the fair policy is preferable from the sellers' standpoint, and hence we adopt it.

3.3. Implementation of fair policy

As described in (10), when the optimizer is not unique for a given state (t, \mathbf{x}) , we select the fair optimizer defined in (11). This fair selection ensures equal preference among all *equal* sellers at any step. Importantly, such a fair policy can be computed offline by solving the DP equations (10) and (11).

The policy might be randomized, nonetheless each customer is presented one fixed menu and the corresponding price vector. Basically, as already explained, by Assumption 1 the random policy supports finitely many menus and the corresponding price-vectors. The offline computation provides us the set of these finitely many options along with their respective probabilities (recall the probability distribution is represented by Π^*). Thus for each incoming customer, the platform draws one among the menus according to distribution Π^* , independent of the previous choices. *In all, each customer sees a fixed menu, but the randomization ensures fairness among sellers.* For instance, in Example 1, the platform presents the customers either menu $(1, 3)$ or menu $(2, 1)$ with equal probabilities.

4. Small- γ approximation for OP game

In this section, we derive the precise details (closed-form expression) of the platform's optimal policy in the asymptotic regime, where the continuation probability γ is small.

Optimizer of follower in OP game for a special case

We obtain the optimal and fair (or ϵ -optimal) policy, as given in (10)–(11), by solving the DP equations (9) with the initial state $\bar{\mathbf{x}} = \mathcal{I}$ and for small γ . This is achieved by first constructing a randomized policy and then proving that it satisfies (9). We begin by defining an index function $f^*(a)$, which captures the maximum immediate reward obtainable by the platform from the seller-item a :

$$f^*(a) := \max_p \delta_a \beta_a(p) p. \quad (12)$$

Towards constructing the policy, for any subset $\mathbf{x} \subset \mathcal{I}$, define the permutation $(a_1(\mathbf{x}), \dots, a_{|\mathbf{x}|}(\mathbf{x}))$ as the elements of \mathbf{x} sorted in non-increasing order of their f^* values, i.e.,

$$\text{if } i \leq j \text{ then } f^*(a_i(\mathbf{x})) \geq f^*(a_j(\mathbf{x})). \quad (13)$$

If ties exist among items with the same f^* values, i.e., if $f^*(a_i(\mathbf{x})) = \dots = f^*(a_{i+j}(\mathbf{x}))$ for some i and $j \geq 1$, then these $(j+1)$ items can be placed uniformly (random) among positions i to $i+j$. If $i+j > M$, then in every possible random menu of length M , exactly $i+j-M$ of these items do not get a position, and this selection is again uniformly distributed.

Let $\pi^* := (a_i(\mathcal{I}) : i \leq M)$ be a permutation of top M ordered elements, picked according to f^* -index and with uniform (random) selection for 'equal'- f^* sellers, as above:

$$\pi^* = (a_1(\mathcal{I}), a_2(\mathcal{I}), \dots, a_M(\mathcal{I})), \text{ with, } \Pi^*(\pi^*) := \mathbb{P}(\text{menu} = \pi^*). \quad (14)$$

Basically, $\Pi^*(\pi^*)$ is the probability of picking π^* via 'uniform' selection. One can easily compute the above probability Π^* (see the details of deriving (22) of the next section and see also the Example 1). For each π^* (with $\Pi^*(\pi^*) > 0$), we now define a price vector $\mathbf{p}^*(\pi^*) = (p_k^*(\pi^*))_k$, in backward recursive manner. For the last step or the last position in menu ($k = M$), the optimal price (depends on π^* , (14)) is:

$$p_M^*(\pi^*) \in \arg \max_{p \in [0, p^{\max}]} (\delta_a \beta_a(p) p), \text{ where } a = a_M(\mathcal{I}), \text{ and } v_M^* := f^*(a_M(\mathcal{I})). \quad (15)$$

For a position $k < M$ in the menu, the optimal price $p_k^*(\pi^*)$, which is unique under the Assumption 1, is given by the following expression, where $a = a_k(\mathcal{I})$ of permutation π^* :

$$p_k^*(\pi^*) \in \arg \max_{p \in [0, p^{\max}]} \{ \beta_a(p) (p\delta_a - \gamma v_{k+1}^*) \}, \text{ and } v_k^* = \beta_a(p_k^*(\pi^*)) (p_k^*(\pi^*)\delta_a - \gamma v_{k+1}^*) + \gamma v_{k+1}^*. \quad (16)$$

For a given menu π^* , the above price vector is position-dependent. We convert it into a seller-dependent version as below, which provides the potential price-component of $\mathbf{z}^*(\delta)$ corresponding to π^* :

$$p_{\pi^*, a}^* := \sum_k p_k^*(\pi^*) \mathbb{1}_{\{a=a_k(\mathcal{I})\}}, \text{ for each } a. \quad (17)$$

Following a similar procedure, one can define $\{p_{\pi, a}^*\}_a$ for all π with $\Pi^*(\pi) > 0$.

We now prove that $\mathbf{z}^* = \mathbf{z}^*(\delta) := (\Pi^*, \{p_{\pi, a}^*\}_{\pi, a})$ is the fair and optimal policy, as given by (10)–(11), for small enough γ , when there are no ‘equal’ sellers (proof in Appendix B).

Theorem 1. Consider any $\beta_a(\cdot)$ function satisfying Assumption 1. Further, assume that the f^* -values are strictly decreasing, i.e., $f^*(a_k(\mathcal{I})) > f^*(a_{k+1}(\mathcal{I}))$ for all k . Then, there exists a threshold $\bar{\gamma} > 0$ such that for all $\gamma < \bar{\gamma}$, the fair policy $\mathbf{z}^*(\delta)$ is the only optimal policy.

Approximation for general case

Under the hypothesis of Theorem 1, for small values of γ , the Markov randomized (fair) policy given by (10)–(11) simplifies to (14) when the initial state is $\bar{\mathbf{x}} = \mathcal{I}$ (we have a deterministic policy here, i.e., $\Pi^*(\pi^*) = 1$ for the unique π^* defined in (14)). In other words, for sufficiently small γ and with ‘non-equal’ sellers, the (fair) policy always suggests $a_t(\mathcal{I})$ at step t , whereas for larger γ , the decision may depend on \mathbf{x} as shown in (11).

This result provides a valuable structural insight: when the continuation probability is sufficiently small (i.e., when γ is small), the optimal strategy simplifies to a greedy, myopic selection rule that prioritizes items solely based on their immediate reward potential, as indicated by the index rule f^* in (12); this is true for case where ‘equal’ sellers are absent (observe strict inequalities in the hypothesis of Theorem 1 for f^* indices).

We now identify even simpler policies that are ϵ -optimal, and, in fact, apply to a broader range of scenarios than those covered in Theorem 1:

- (i) It is important to observe here (and prove, in a manner similar to Theorem 1) that if the strict inequality assumption $f^*(a_k(\mathcal{I})) > f^*(a_{k+1}(\mathcal{I}))$ is relaxed to $f^*(a_k(\mathcal{I})) \geq f^*(a_{k+1}(\mathcal{I}))$, the policy \mathbf{z}^* from Theorem 1 remains ϵ -optimal — this step is omitted here, as the proof can be adapted easily. In other words, under the hypothesis of Theorem 1, $\Pi^*(\pi^*) = 1$ for a fixed menu π^* , while after relaxing the assumption, we will have randomization, with $\Pi^*(\pi) \in (0, 1)$ for some $\{\pi\}$.
- (ii) For small values of γ , one can simplify further by replacing $\{p_{\pi, a}^*\}$ of $\mathbf{z}^*(\delta)$ given in (17) with $\{p_a^*\}$ defined in (5). We refer to such a policy as $\mathbf{z}^\epsilon(\delta)$. One can easily prove that $\mathbf{z}^\epsilon(\delta)$ is ϵ -optimal as shown in Theorem 1, and this can be verified by observing (15)–(16) for small γ . In fact, $\mathbf{z}^\epsilon(\delta)$ is also ϵ -optimal for OS game, which we will prove next. Formally, $\mathbf{z}^\epsilon(\delta)$ is given by:

Small- γ approximate policy $\mathbf{z}^\epsilon(\delta)$:

$$p_{\pi, a}^\epsilon = p_a^* = \arg \max_p (\beta_a(p)p) \text{ for each } a \text{ as in (5), and } \Pi^\epsilon = \Pi^* \text{ of (14).} \quad (18)$$

5. Platform optimization: OS game and small γ -approximation

The platform’s optimization problem for the OS game (6) has already been addressed in the literature. For example, in [2, 1], an index policy called the ‘ h -index’ is proposed, which provides the optimal menu order that solves (6). The h -index for seller a is defined using the price vector $\{p_a^*\}$ from (5):

$$h(a, p_a^*) = \frac{\beta_a(p_a^*) p_a^* \delta_a^*}{1 - \gamma(1 - \beta_a(p_a^*))}, \quad (19)$$

and the platform ranks sellers in the decreasing (more precisely, in non-increasing) order of their h -index values. We now state the following Lemma, which directly follows from [2, Theorem 2] and the results in [1]. Furthermore, the proof of ϵ -optimality or optimality at small γ is straightforward from (19).

Lemma 3. (i) Assume $\beta_a(p_a^*)p_a^*\delta_a^* \neq \beta_b(p_b^*)p_b^*\delta_b^*$ for all $a, b \in \mathcal{I}$. Then, there exist a threshold $\bar{\gamma} > 0$ such that for all $\gamma < \bar{\gamma}$, the menu obtained by ordering according to the h -index values, i.e., the optimal menu for problem (6), is the same as that obtained by ordering according to f^* indices defined in (12).
(ii) If $\beta_a(p_a^*)p_a^*\delta_a^* = \beta_b(p_b^*)p_b^*\delta_b^*$ for some $a, b \in \mathcal{I}$, then selecting the menus randomly according to f^* indices as in (14) is an ϵ -optimal policy.

Interestingly, the optimal menu selection for the OP game, as provided by Theorem 1 and in (18), coincides with that for the OS game. The above lemma demonstrates that the f^* -index and the h -index coincide for small values of γ (or low customer exploration probability). Furthermore, the optimal (more precisely, ϵ -optimal) prices chosen by the platform in the OP game, as in (18), coincide with the prices pre-set by sellers (according to (5)) in the OS game.

When approximating the seller-utility functions (4) and (7) for the OP and OS games, respectively, using the small γ approximation as in (18) and Lemma 3, the resulting seller-utility functions (of δ) are exactly the same (with more details provided in the next section). Hence, the top-level (seller) game in both cases coincides under this approximation. This enables us to analyze both games under a unified framework, which we consider in the subsequent sections.

6. Unified seller game under small- γ regime

In this paper, we study two games — the OP and OS games. Our goal is to analyze these games using the Stackelberg framework, where the platform acts as the follower and the sellers as the leaders. In Section 4-5 we derived ϵ -optimal policy for the platform for each δ (the vector of commissions set by sellers) and for both the games; recall, the approximation is valid for small values of γ .

Now, we are left to analyse the upper-level game: a non-cooperative game among N sellers who strategically choose their commissions, $\delta = \{\delta_a\}_a$. In the OP game, the platform sets the prices and chooses the menu according to the ϵ -optimal policy (18), in response to sellers' actions δ . On the other hand, in the OS game, the prices are pre-fixed by the sellers themselves at (5), while the ϵ -optimal menu choice coincides with that in (18); hence, as already mentioned, both the top-level games coincide, under this approximation. In this section, we obtain the closed-form expression for this common utility function of the sellers. In the next section, the resultant (common) non-cooperative seller game, henceforth referred to as 'unified seller game', is analyzed.

We now consider some specific price sensitivity functions which are widely used in literature to proceed further with the analysis. In particular, the following exponential price sensitivity functions are considered (e.g., [11, 12, 13, 22, 23, 24, 25, 26]):

$$\beta_a(p) = e^{-\alpha_a p}, \text{ where } \alpha_a \text{ is the price sensitivity parameter related to item } a. \quad (20)$$

This exponential structure reflects the commonly observed behavioural pattern: as price increases, the likelihood of a customer purchasing the item decreases exponentially. The rate at which this probability decays with the price is governed by the price sensitivity parameter α_a . Such a form ensures analytical tractability and aligns with the observed customer behaviours in various markets [22, 23, 24].

Next, we derive the closed-form expression for the seller-utility function under policy (18), and with the exponential price sensitivity function (20) (with slight abuse of reference, we refer (18) as optimal policy). To begin with, the prices of the seller items under both (5) and (18), are given by:

$$p_a^*(\delta) = \frac{1}{\alpha_a} \text{ for all } a, \text{ and, } \beta_a(p_a^*(\delta)) = e^{-\alpha_a p_a^*(\delta)} = e^{-1}. \quad (21)$$

Further, from (12), we have $f^*(a) = \delta_a / e\alpha_a$ for each a ; thus the platform determines the set of M items (or the menu) by ranking sellers according to this f^* index, or equivalently according the values of $\{\delta_a / \alpha_a\}_a$.

Therefore, under policy (18), given the strategy profile $\delta = \{\delta_a\}_a$ of sellers, it chooses one among the following menus/permutations (with equally likely selection at the points of ties, see (13)-(14))

$$\pi^\epsilon(\delta) = (a_1^\epsilon(\delta), a_2^\epsilon(\delta), \dots, a_M^\epsilon(\delta)), \quad \text{where } a_k^\epsilon(\delta) \in \text{Arg max}_{a \notin \{a_1^\epsilon(\delta), a_2^\epsilon(\delta), \dots, a_{k-1}^\epsilon(\delta)\}} \left(\frac{\delta_a}{\alpha_a} \right).$$

Further, the probabilities $\{\Pi^*(\pi^\epsilon)\}$ in (14), should be calculated based on equally likely random selection among the sellers with equal values of δ_a/α_a , at the tie-positions. We now delve into more precise details of this randomization. Recall, such a randomization is important from fairness perspective, see (11).

For given δ , the platform categorises the sellers into bins $\{B_i\} = \{B_i(\delta)\}$ using the order statistics of $\{f^*(a)\}$ as below:

$$B_1 = \text{Arg max}_a f^*(a), \quad B_k = \text{Arg max}_{a \notin \cup_{l < k} B_l} f^*(a), \quad \text{for any } k > 1.$$

Let $k_l := \sum_{i < l} |B_i|$ represents the number of items preceding the items of bin B_l in the optimal menu. Let \bar{l} denote the last bin, which is given by: $\bar{l} := \max\{l : k_l < N\}$, and observe $k_{\bar{l}} = N$. For ease of notation, let $k_{\bar{l}+1} := N$. For any δ , the optimal menu for the Stackelberg follower (the platform) is to place the items of bin B_l between positions k_l to k_{l+1} . Further, the items of the sellers in the same bin are uniformly (randomly) placed in these positions, see (14).

Now, we are ready to define the utility of the sellers. Each seller a commits δ_a fraction of its profit to the platform, and thus, for each product sold, using (21), it derives a positive utility $(1 - \delta_a)p_a^* = (1 - \delta_a)/\alpha_a$. If $a \in B_l = B_l(\delta)$, then the utility of seller a in both the games (4) and (7) simplifies as follows:

$$U_a(\delta_a, \delta_{-a}) = ((1 - \delta_a)p_a^* - c_{m_a}) \frac{\tilde{\gamma}^{k_l} \sum_{0 \leq i < b_l} \tilde{\gamma}^i \mathbb{1}_{\{k_l+i \leq M\}}}{b_l} = \frac{(\eta_a - \delta_a)}{e\alpha_a} \frac{\tilde{\gamma}^{k_l} \sum_{0 \leq i < b_l} \tilde{\gamma}^i \mathbb{1}_{\{k_l+i \leq M\}}}{b_l}, \quad (22)$$

with, $\eta_a := 1 - c_{m_a}\alpha_a$, $\tilde{\gamma} := \gamma(1 - e^{-1})$, and $b_l := |B_l(\delta)|$.

In the above, η_a is representative of the proportion of the profit for the seller, after covering the manufacturing cost c_{m_a} . Basically, the term $(\eta_a - \delta_a)/e\alpha_a$ represents the expected revenue derived by seller a , conditioned that the customer explores its item, while the second term represents the probability that the customer explores the item of seller a given that the arrangement of items are according to the (possibly randomized) optimal menu (14), (18) under δ (recall here that e^{-1} is the probability that the customer buys the item explored).

The utility function in (22) represents the unified seller game. The analysis of this common game helps us to analyse the top level game in both OS and OP games, thereby in completing the analysis of the respective Stackelberg games. Before proceeding further, we will digress slightly to discuss the accuracy of the approximation.

6.1. Accuracy of small- γ approximation

To begin with, we will observe that for exponential response function (20), the h-index policy (19) coincides with the f^* -index policy (12), in fact for all γ .

Lemma 4. *For the exponential response function in (20), the seller rankings induced by the h-index (19) and the f^* -index (12) are identical.*

Proof. From expressions (5) (18) and (21), the optimal price of any item a is given by $1/\alpha_a$. Substituting this into the expressions for the h-index and f^* -index, we get:

$$h(a, p_a^*) = \frac{\delta_a^*}{\alpha_a(1 + e(1 - \gamma))}, \quad \text{and } f^*(a) = \frac{\delta_a^*}{\alpha_a e}.$$

Since e is a constant and γ is fixed for any game instance, both indices rank sellers according to the same quantity δ_a^*/α_a . Thus, the seller rankings—and consequently their utilities—are the same in both the OS game and the unified seller game. \square

In view of the above result, for the exponential response function (20), it is clear that the exact optimal policy of the platform coincides with small- γ approximate policy for all γ for the OS game. *Consequently, the utility of any seller in the OS game (7) exactly equals that in (22) and hence the approximate unified seller game coincides with the OS game for all γ* (recall in OS game, the prices are pre-set according to (5)). We now examine numerically the accuracy of the small γ approximation for OP game.

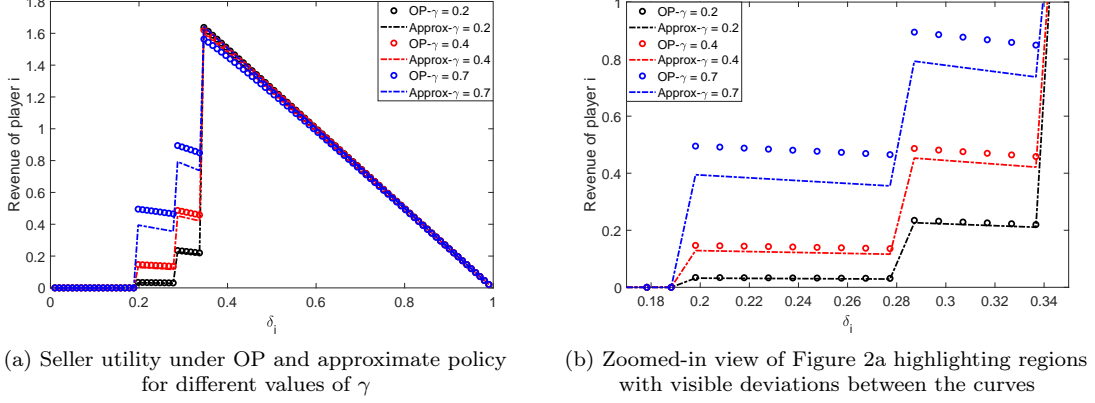


Figure 2: Comparison of seller utilities under the OP game (4) and the approximate policy (14) for $N = 7$ and $M = 3$, across different values of γ .

Towards the above comparison, we solve the DP equations (9) numerically and estimate the seller utilities at the computed optimal policy; such computations are derived for some selected values of δ_a of seller a for some a , while δ_{-a} is kept fixed; we also compute the seller utilities under the approximate policy given in (10)–(11), for the same values of γ and δ and compare the two sets of estimated utilities. The results are plotted in Figure 2.

All the circles in Figure 2 represent the utilities under OP game, which are obtained by solving the DP equations (9) numerically and computing the seller utility functions at the randomised fair policy (10)–(11). While, the dotted lines are obtained by computing the same under approximate policy (14)–(18). One can use the policy evaluation technique to compute the utilities at any given policy (at (14) as well as at the optimal policy obtained by solving the DP equations, at any given γ); we simplify by just considering those values of δ for numerical illustration, at which both the fair policies are deterministic.

Figure 2 compares the seller utilities under the OP game and the approximate policy for varying values of γ . For $\gamma = 0.2$, the two curves align almost perfectly, indicating almost exact utility matching. As γ increases to 0.4 and 0.7, the curves start to diverge slightly. To better visualize these deviations, Figure 2b presents a zoomed-in version of the original plot shown in Figure 2a, focusing on the regions of δ where the differences are more noticeable: the percentage error is 1.17%, 2.54% and 5.14% respectively for $\gamma = 0.2$, $\gamma = 0.4$ and $\gamma = 0.7$. This demonstrates that the approximate policy provides a sufficiently accurate estimates of seller utilities even for moderate values of γ . Next, we move to the analysis of the unified seller game.

7. Unified seller game: cyclic equilibria

In this section, we derive the ‘solution’ of the unified seller game, which unifies the OS and OP games in small- γ regime, using the game-theoretic framework (22) derived in the previous section. Recall by Lemma 4 that for exponential response function, the OS game coincides with the small- γ unified seller game for all γ . Thus, the solutions of the unified seller game, derived in this section, form the solution of the exact OS game with exponential response function, and this is true for any value of γ .

Typically, the solution of a non-cooperative game (corresponding to the top-level in Stackelberg OS/OP framework), is represented by a Nash equilibrium (NE) – such equilibrium commission vectors δ^* are stable against unilateral deviations. Interestingly, in (both) our seller-platform interaction games, we observe the emergence of a cyclic equilibria. Recently, the authors in [27] proposed a solution concept called *equilibrium*

cycle for the games without pure strategy NE, and we would prove the existence of such cycles as a solution for our unified game. *Existence of such cyclic equilibria implies that the sellers vary commissions in a cyclic manner at the equilibrium.* This section will have a detailed discussion of these topics.

Further, from (22), it is evident that the utility of seller a is dictated by factor $\eta_a = (1 - c_{m_a}\alpha_a)$. This factor denotes the highest sustainable commission/margin for seller a — it would derive negative utility for commissions higher than η_a . This kind of structure indicates that the share of the seller at any equilibrium/solution of the game depends primarily upon the magnitude of this value η_a . *In this section, we will prove that the set of factors $\{\eta_a\}_a$ are, in fact, the sole determinants of the game's outcome and the equilibrium utilities of the individual sellers.* Interestingly, there are two independent levers that can determine any sellers' capacity: c_{m_a} the production capacity and α_a the price-sensitivity factor representative of the reputation among the customers. However, the strategic interactions between the sellers and the platform appear to be driven by a single, consolidated factor, η_a , which is a specific function of these two 'independent' levers c_{m_a} and α_a .

We now delve into the analysis of the unified seller game: we immediately begin with almost equal sellers, while the emergence of cyclic equilibria is discussed in Section 7.3, while studying the scenarios with significantly different sellers.

7.1. Equal sellers: Nash or ϵ -Nash equilibria

We now consider 'near symmetric' environments, by considering the cases where the sellers are relatively similar in their reputation or strength, represented by almost equal $\{\eta_a\}_a$ values in (22). This game admits the typical solution in the form of a NE or an ϵ -NE. The following theorem formally characterizes two types of scenarios and identifies the corresponding equilibria (proof is provided in Appendix C).

Theorem 2. Assume $N > M$.

- (i) Suppose there exists $L \geq M + 1$ such that $\eta_k = \eta_c$ for all $k \leq L$, and $\eta_k < \eta_c$ for all $k > L$. Then the strategy profile $\delta_* = (\eta_1, \eta_2, \dots, \eta_L, \delta_{L+1}, \dots, \delta_N)$ is a Nash equilibrium, if $\delta_k \leq \eta_k$ for each $k > L$.
- (ii) Suppose the $\{\eta_k\}$ values are as below:

$$\eta_1 > \eta_2 > \dots > \eta_N > 0. \quad (23)$$

Further, assume that $(\eta_1 - \eta_{M+1}) < \epsilon \min\{e \min_{k \leq M} \alpha_k, 1\}$. Then the strategy profile

$$\delta_* = (\eta_2, \eta_3, \dots, \eta_{M+1}, \eta_{M+1}, \delta_{M+2}, \dots, \delta_N)$$

is an ϵ -equilibrium, if $\delta_k \leq \eta_k$ for all $k > (M + 1)$.

Thus, by the above theorem, when there are L exactly equal sellers (in terms of η_a) with $L \geq M + 1$ and when these L sellers outshine the rest, the unified seller game has many NE, in all of which the 'bigger and equal' sellers use common commission η_c , see part (i). This resultant equilibrium is similar to a classical Bertrand duopoly equilibrium, where the competition among the symmetric sellers forces them to operate at the marginal cost — the sellers derive zero utility at NE. As seen in the proof, the top L sellers are placed uniformly in the top M positions of the menu at the resultant equilibrium; in other words, the items of any seller are equally likely to be placed at any position in the menus displayed to different customers.

When the sellers are of distinct strengths but the best seller (with highest reputation factor) is not significantly stronger than the $(M + 1)$ -th seller, we have an ϵ -equilibrium, see part (ii). Basically, when the gap $\eta_1 - \eta_{M+1}$ is sufficiently small, there exist an ϵ -equilibrium. Interestingly, seller 1 chooses η_2 as the commission, seller 2 chooses η_3 , and in general seller k chooses η_{k+1} as the commission at the equilibrium. Only the top M -sellers obtain a position in the menu (seller k obtains k -th position) at the equilibrium.

We have so far focused on the settings where the sellers possess equal or nearly equal strengths, which admit classical pure strategy NE or ϵ -NE. In this regime, the equilibrium outcomes are analytically tractable and interpretable. However, as we move to the settings with asymmetric sellers, we encounter fundamentally different behaviour. When the seller reputations are significantly different, one does not have a classical pure

strategy NE and the ‘best’ response dynamics oscillate (see Section 7.4). One requires a broader notion of equilibrium that can capture such oscillations; and we resort to a recent solution concept proposed in [27]. The ‘equilibrium cycle’ (EC) developed in [27] is powerful enough to capture the potential fluctuations that would be persistent even at the equilibrium (or even after a long run) for games (like ours) without standard NE; basically such concepts capture the equilibrium patterns in the scenarios without point solutions.

When we attempt to adapt the framework of [27] for analysis, we encountered a problem on a set of measure zero; it is amply clear in the literature that sets of measure zero often do not alter the outcomes or the consequences. In this paper, we manage to extend the notion of EC to navigate through such measure-zero violations and establish that our unified seller game possesses the modified EC as a solution. We now take a brief detour to explain the framework of [27], and then to extend the notions.

7.2. μ -Connected Equilibrium Cycle

Recently, the authors in [27, 28], illustrate that dynamics in many strategic-form games may not converge to a fixed point (like NE), but rather oscillate within some finite intervals. In this section, we build upon the idea of EC proposed in [27] and introduce a more general solution concept, namely the ‘ μ -connected equilibrium cycle’ (μ -EC). To formally define μ -EC, we first define its key components: ϵ -best response chains, (n, ϵ) -tails, and external tails. This construction allows us to *represent how players iteratively adjust their strategies in response to others, and how such sequences of responses encompass some recurring paths of strategic behaviours leading to a ‘generalized notion of dynamic equilibrium.’*

Consider a strategic form game $\langle \mathcal{N}, (\mathcal{A}_i)_{i \in \mathcal{N}}, (U_i)_{i \in \mathcal{N}} \rangle$, where $\mathcal{N} = \{1, \dots, N\}$, for each i , \mathcal{A}_i is a non-empty set in a metric space. In many such games, especially in games with discontinuous utility functions, a player may not have a best response against a given strategy profile of opponents – the players may instead opt for near-optimal actions. We begin with the definition of ϵ -Best response chain, which represents the paths of strategic improvements made through ϵ -optimal responses. In the following, $\delta_i \in \mathcal{A}_i$, $\boldsymbol{\delta} \in \prod_i \mathcal{A}_i$, etc.

Definition 2 (ϵ -Best response n -hop chain). *We say $\boldsymbol{\delta} \rightarrow \boldsymbol{\delta}'$, if there exists a player i with $\delta_i \neq \delta'_i$, $\delta_j = \delta'_j$ for all $j \neq i$ and the pair of action profiles $\boldsymbol{\delta}$, $\boldsymbol{\delta}'$ satisfy the following two conditions with respect to unilateral deviations of player i :*

$$\begin{aligned} U_i(\boldsymbol{\delta}') &> U_i(\boldsymbol{\delta}) && \text{— we have strict improvement for player } i, \text{ and,} \\ U_i(\boldsymbol{\delta}') &> U_i(\boldsymbol{\delta}, \boldsymbol{\delta}_{-i}) - \epsilon \quad \forall \boldsymbol{\delta} \in \mathcal{A}_i, && \text{— this move is } \epsilon\text{-best for player } i. \end{aligned}$$

A set of points $(\boldsymbol{\delta}_1, \boldsymbol{\delta}_2, \dots, \boldsymbol{\delta}_n)$ is called ϵ -best response n -hop chain or briefly (n, ϵ) -hop chain, if for every $l < n$, we have $\boldsymbol{\delta}_l \rightarrow \boldsymbol{\delta}_{l+1}$.

An (n, ϵ) -hop chain captures finite-step improvements. To analyse game dynamics, we require a notion of paths originating from a specific action profile. This leads us to define (n, ϵ) -tails, which represent chains starting from a given action profile.

Definition 3 ((n, ϵ) -tail). *We say $(\boldsymbol{\delta}_1, \dots, \boldsymbol{\delta}_n)$ is a (n, ϵ) -tail of $\boldsymbol{\delta}$ if $(\boldsymbol{\delta}, \boldsymbol{\delta}_1, \dots, \boldsymbol{\delta}_n)$ is a $(n+1, \epsilon)$ -hop chain.*

Here, (n, ϵ) -tails describe general deviation sequences. However, one would require to capture the sequential deviations starting from a set to the outside of the same. To formalize this, we define external tails, that capture the deviations starting from a set \mathcal{E} to the outside of it, where the number of violating components increases with each step (we utilize these external chains to extend the notion of stability on the ‘measure-zero’ points of violation).

Definition 4 (External (n, ϵ) -tail). *Given any product set of strategy profiles $\mathcal{E} = \prod_i \mathcal{E}_i$ and any $\boldsymbol{\delta} \in \mathcal{E}$, a (n, ϵ) -tail $(\boldsymbol{\delta}_1, \boldsymbol{\delta}_2, \dots, \boldsymbol{\delta}_n)$ of $\boldsymbol{\delta}$ is called an external (n, ϵ) -tail if $\boldsymbol{\delta}_i \notin \mathcal{E}$ for each $i \geq 1$, which further satisfy (the number of components outside \mathcal{E} after n -unilateral moves are at least n):*

$$|\{i : \delta_{m,i} \notin \mathcal{E}_i\}| = m \text{ for each } m \leq n, \text{ where } \boldsymbol{\delta}_m = (\delta_{m,i})_i \text{ for each } m.$$

The definition of the external tail ensures that the deviations progressively ‘escape’ the product set under the consideration, with at least n players altering their moves to outside of their respective $\{\mathcal{E}_i\}$ sets. Preventing such strict outward progression is crucial for stability, as it prevents an indefinite chain from a set to outside of the set.

Equipped with the above definitions, we now define the μ -connected equilibrium cycle (μ -EC). This structure integrates three key properties, as in EC of [27]: *stability* against outside deviations, *unrest* to permit internal instability, and *minimality* to eliminate redundancy. We generalize the notion in two ways: a) we allow deviations on a measure zero set, but ensure no external chains arise from the violating points. b) we restrict the EC to be composed of connected components (this additional structure eases out the difficulties in handling the minimality condition).

Definition 5 (μ -Connected Equilibrium Cycle). *Consider a strategic form game $\langle \mathcal{N}, (\mathcal{A}_i)_{i \in \mathcal{N}}, (U_i)_{i \in \mathcal{N}} \rangle$, where $\mathcal{N} = \{1, \dots, N\}$, for each i , \mathcal{A}_i is a nonempty set in a metric space. For each i , consider a probability measure μ_i and a set \mathcal{E}_i such that $\mu_i(\mathcal{E}_i) > 0$; also ensure \mathcal{E}_i is finite union of connected closed components. Let $\mu := \prod_i \mu_i$ be the product measure. The $\mathcal{E} := \mathcal{E}_1 \times \mathcal{E}_2 \times \dots \times \mathcal{E}_N \subset \mathcal{A}$ is called μ connected equilibrium cycle (in short μ -EC) if it satisfies the following conditions:*

1. **[Stability]** *For each i , there exists an \mathcal{L}_{-i} with $\mu_{-i}(\mathcal{L}_{-i}) = 0$. Then for each opponent action profile $\delta_{-i} \in \mathcal{E}_{-i} \setminus \mathcal{L}_{-i}$, there exists an action $\delta_i \in \mathcal{E}_i$ satisfying:*

$$U_i(\delta_i, \delta_{-i}) > U_i(\tilde{\delta}_i, \delta_{-i}) \quad \text{for all } \tilde{\delta}_i \in \mathcal{A}_i \setminus \mathcal{E}_i. \quad (24)$$

For $\delta_{-i} \in \mathcal{E}_{-i} \cap \mathcal{L}_{-i}$ and for each $\delta_i \in \mathcal{E}_i$, either (24) is satisfied or there exists no external (n, ϵ) -tail, with $n \geq 2$, from $\delta = (\delta_i, \delta_{-i})$, for every $\epsilon > 0$.

2. **[Unrest]** *For any action profile $\delta \in \mathcal{E}$: there exists a player $i \in \mathcal{N}$, an alternate action $\delta'_i \in \mathcal{E}_i$ and such that,*

$$U_i(\delta'_i, \delta_{-i}) > U_i(\delta_i, \delta_{-i}) \quad \text{and} \quad U_i(\delta'_i, \delta_{-i}) > U_i(\tilde{\delta}_i, \delta_{-i}) \quad \text{for all } \tilde{\delta}_i \in \mathcal{A}_i \setminus \mathcal{E}_i. \quad (25)$$

3. **[Minimality]** *No closed $\mathcal{F} = \mathcal{F}_1 \times \mathcal{F}_2 \times \dots \times \mathcal{F}_N \subsetneq \mathcal{E}$ satisfies the above two conditions.*

The *stability* condition ensures that the players cannot unilaterally deviate to outside the μ -EC set, except on a set of measure-zero. For the violating points, the stability condition ensures the absence of external tails. The *Unrest* captures the instability, where the players remain incentivized to deviate within, showing (forever) instability within the set. Finally, the *minimality* condition states that an μ -EC is a minimal set, i.e., no strict subset of a μ -EC is a μ -EC.

Intuitively, a μ -connected equilibrium cycle represents a closed region of action profiles where the players continuously adjust strategies within \mathcal{E} to undercut each other but cannot escape it. The measure μ ensures “generic” stability by excluding measure-zero pathological deviations. Also, it is important to observe that from none of the points in μ -EC, there exists a (n, ϵ) -best path (of sufficient length) to outside EC for each $\epsilon > 0$ and for any $n \geq 2$. This implies all the unrest is directed within the EC and not outwards. Finally, if any game has an EC \mathcal{E} as defined in [27] with connected components, then \mathcal{E} will also be a μ -EC, for any measure μ .

7.3. Unequal sellers equilibrium—equilibrium cycle

We now move towards the most important result of the paper, the main theorem that establishes the conditions under which a μ -EC exists (we mainly require (23), that the sellers are of different strengths); this theorem also provides insights into the competitive dynamics between the sellers and the platform. Towards that, we begin by defining certain quantities that in turn define the μ -EC for the unified seller game defined in Section 6. Consider the following definitions, defined in a backward recursive manner, starting with the

quantity corresponding to seller $(M + 1)$ (the one whose strength η_{M+1} is the $(M + 1)$ -th highest among all):

$$\begin{aligned}\tilde{\eta}_{M+1} &= \eta_{M+1}, \quad \tilde{\eta}_M = \eta_M - (\eta_M - \eta_{M+1})\tilde{\gamma}^{M-1}, \\ \tilde{\eta}_{M-1} &= \max\{\eta_{M-1} - (\eta_{M-1} - \tilde{\eta}_M)\tilde{\gamma}^{M-2}, \eta_{M-1} - (\eta_{M-1} - \tilde{\eta}_{M+1})\tilde{\gamma}^{M-1}\}, \\ \tilde{\eta}_k &= \max_{m \in \{k, k+1, \dots, M\}} \eta_k - (\eta_k - \eta_{M+1})\tilde{\gamma}^{m-1}, \text{ and finally, } \tilde{\eta}_1 = \tilde{\eta}_2.\end{aligned}\tag{26}$$

The quantities $\tilde{\eta}_k$ represent certain threshold commissions for each seller. For each $k \leq M$, if seller k chooses a commission greater than $\tilde{\eta}_k$, even if they secure the first position in the menu, there exists a commission within the range $[\eta_{M+1}, \eta_k]$ that outperforms their chosen action (see (C.3) of Appendix). This helps us to define the boundary of the EC intervals defined in Theorem 3, that formally constitute the μ -EC.

Define the product measure $\mu = \prod_k \mu_k$ with $\mu_k = \mu_{leb}$, the standard Lebesgue measure for all $k \leq M$ and $\mu_k = \Delta(\eta_k)$, the Dirac measure concentrated at η_k for each $k > M$. We now claim and prove that the set defined in (27) is the μ -EC (proof is in Appendix C).

Theorem 3 (Unequal sellers, μ -EC). *For the game defined (22) in Section 7, assume that the parameters satisfy 23. If $M < N$ and $M \geq 2$, then the set \mathcal{E} defined as*

$$\mathcal{E} := [\eta_{M+1}, \tilde{\eta}_2]^2 \times [\eta_{M+1}, \tilde{\eta}_3] \times \dots \times [\eta_{M+1}, \tilde{\eta}_M] \times \{\eta_{M+1}\} \times \dots \times \{\eta_N\}\tag{27}$$

is a μ -EC, where for any $i \leq M$, $\tilde{\eta}_i$ is defined in (26).

The μ -EC \mathcal{E} identified in Theorem 3 reveals a hierarchical structure where stronger sellers (with higher η_i values) have more flexibility in setting the commissions, while the weaker ones are constrained to lower levels due to their limited strength. A key feature of this equilibrium is the endogenous emergence (i.e., not enforced by the platform) of a threshold commission level, η_{M+1} , which acts as a threat point for all top- M sellers. For each seller $1 < k \leq M$, the commission oscillates between the lower bound η_{M+1} and the upper bound $\tilde{\eta}_k$. No top seller will set a commission lower than η_{M+1} , to avoid the risk of being pushed out of the menu by the $(M + 1)$ -th seller. Thus, the seller ranked $(M + 1)$ serves as a persistent threat.

Interestingly, μ -EC established in Theorem 3 exhibits a sort of resemblance to second-price auctions: the seller with the highest η value, i.e., seller 1 (with η_1), revolves its strategies around the interval $[\eta_{M+1}, \tilde{\eta}_2]$. This illustrates that seller 1 is not required to operate at the marginal cost, rather offers a commission which is always less than the potential of the second best seller; this aspect provides it a clear strategic advantage.

From the platform's perspective, this outcome is less favourable compared to the outcome with equal or near-equal sellers (see Theorem 2). In the latter case the sellers operate at (or near) their marginal costs and the platform extracts the maximum possible commission from each of them. While with unequal sellers (especially when η_{M+1} is significantly smaller) there are two troubles: i) the sellers do not settle on a fixed price, the μ -EC solution suggests the unrest with EC components; and ii) the sellers may often quote commissions that are near the threat point η_{M+1} , which can imply a significant reduction in the revenue of the platform. Basically a bigger seller competition with more competitive sellers imply a bigger advantage for the platform.

7.4. Numerical Results

To study the unified seller game, we numerically generate the well-known best response (BR) dynamics. As already mentioned, our game does not admit best-responses because of discontinuities, hence we resort to ϵ -best response dynamics — in each iteration one of the sellers chooses a commission that is ϵ -optimal in response to the commissions set by other sellers. The simulation considers a setting with $N = 5$, $M = 3$, and $\gamma = 0.1$. The platform follows the policy defined in (18) to select and rank the top- M items and to set the prices accordingly, in response to the commissions set by the sellers.

Figure 3 shows the evolution of sellers' commission strategies over iterations. The horizontal dashed lines correspond to the analytically computed threshold values $\tilde{\eta}_k$ (defined in (26)) for the top 3 positions in the menu. As seen in the figure, the top three sellers might not secure positions in the menu in the initial iteration, but soon reach a position where they persistently ensure inclusion in the top-3 menu. Further,

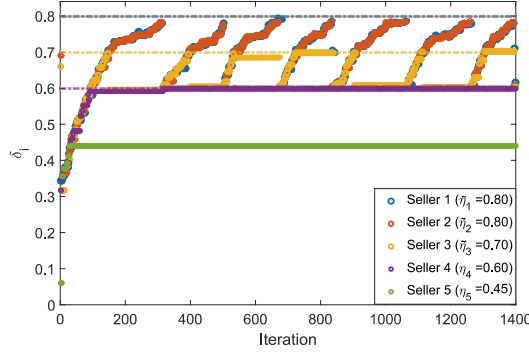


Figure 3: BR dynamics of seller commissions in the unified seller game with $N = 5$, $M = 3$, and $\gamma = 0.1$. Horizontal dashed lines represent the theoretical thresholds (26).

they do not stabilize to fixed commission levels, but instead oscillate within the interval $[\eta_4, \tilde{\eta}_k]$. As seen these strategic interactions have a pattern: initially, all three sellers undercut one another until seller 3 hits the threshold $\tilde{\eta}_3$; subsequently, sellers 1 and 2 continue undercutting each other until both reach $\tilde{\eta}_1 = \tilde{\eta}_2$. Once all three have reached their respective thresholds, the dynamics restarts from $\eta_4 = 0.6$, by one of them making the first move; and the cycle continues. This oscillatory pattern reflects the structure of the equilibrium cycle shown in Theorem 3. In contrast, after some iterations (once the top 3 sellers reach above η_4), sellers 4 and 5, persistently fail to grab a position in the menu. This aligns with the Theorem 3, which states that at equilibrium, $N - M$ sellers do not get position in the μ -connected equilibrium cycle.

8. Conclusions

In this paper, we study a recommendation system where strategic sellers compete for visibility by offering commissions to a revenue-maximizing platform that curates a ranked menu of items. Our model captures two realistic platform scenarios: one where the platform designs an optimal ranking menu and sets optimal prices (OP game), and another where the prices are seller-prefixed (OS game), and the platform only decides the ranking. By modelling these two scenarios as two Stackelberg games, with sellers as leaders and the platform as the follower, we characterize how commission strategies influence the platform’s pricing and ranking decisions; both the games assume customer behaviour is governed by a cascade click model.

One of the important contributions of this work lies in formulating the platform’s problem as an MDP, enabling recursive computation of the optimal and fair pricing and ranking policies. We derive closed-form expressions for the platform’s policy in the small γ regime (low customer exploration regime, where customers explore only few items), which reduces computational complexity and allows us to analyse both the games under a unified framework. We numerically illustrate that the loss of accuracy with the limit game is negligible even at moderate exploration probabilities, for example even up to 0.4.

Interestingly, we show that the standard pure-strategy Nash equilibria (NE) exists only for the scenarios with equal or near equal sellers; more interestingly at the resulting NE the sellers operate at marginal costs, exactly like in Bertrand duopoly. Once the sellers are of different strengths, the outcome of the game in the space of pure strategies, is captured by a novel solution concept, namely μ -connected equilibrium cycle. Our analysis also reveals how weaker sellers can act as strategic threats to stronger ones, pushing the latter to offer higher commissions in order to maintain visibility.

The new solution concept generalizes classical equilibrium notions among pure strategies and explains seller behaviour that cycles through certain stable regions of the strategy space. The proposed concept is a generalization of a recently introduced solution concept called equilibrium cycle, to provide solution for scenario with measure-zero exceptions. Overall, our work provides a unified and tractable framework to analyse recommendation systems with strategic sellers, bridging optimization, game theory, and customer behaviour modelling. It opens up directions for further research, including the design of fair or regulated platform policies, dynamic learning in response to customer feedback.

References

- [1] D. Kempe, M. Mahdian, A cascade model for externalities in sponsored search, in: International Workshop on Internet and Network Economics, Springer, 2008, pp. 585–596.
- [2] R. Dhingra, H. S. Verma, A. Reiffers-Masson, V. Kavitha, Multi-page menu recommendation in cascade model with externalities, in: 2021 60th IEEE Conference on Decision and Control (CDC), IEEE, 2021, pp. 6614–6619.
- [3] X. Zhang, J. Feng, Cyclical bid adjustments in search-engine advertising, *Management Science* 57 (2011) 1703–1719.
- [4] A. K. KS, S. M. Perlaza, E. Altman, Pricing for Platforms: Games, Equilibria and Cooperation, Ph.D. thesis, Inria, 2023.
- [5] H. Chen, H. Li, D. Simchi-Levi, M. X. Wu, W. Zhu, Assortment display, price competition and fairness in online marketplaces, *Price Competition and Fairness in Online Marketplaces* (August 30, 2021) (2021).
- [6] L. Chen, A. Mislove, C. Wilson, An empirical analysis of algorithmic pricing on amazon marketplace, in: Proceedings of the 25th international conference on World Wide Web, 2016, pp. 1339–1349.
- [7] J. P. Johnson, A. Rhodes, M. Wildenbeest, Platform design when sellers use pricing algorithms, *Econometrica* 91 (2023) 1841–1879.
- [8] Y. Qiu, R. C. Rao, Can merchants benefit from entry by (amazon-like) platform if multiagent prices signal quality?, *Marketing Science* 43 (2024) 778–796.
- [9] H. Chen, Q. Xu, Platform first-party product entry and pricing strategy under cost differences and capacity constraints, *Journal of Theoretical and Applied Electronic Commerce Research* 19 (2024) 2497–2521.
- [10] M. Hasiloglu, O. Kaya, An analysis of price, service and commission rate decisions in online sales made through e-commerce platforms, *Computers & Industrial Engineering* 162 (2021) 107688.
- [11] T. Rader, Nice demand functions, *Econometrica: Journal of the Econometric Society* (1973) 913–935.
- [12] J. Huang, M. Leng, M. Parlar, Demand functions in decision modeling: A comprehensive survey and research directions, *Decision Sciences* 44 (2013) 557–609.
- [13] K. T. Talluri, G. J. Van Ryzin, The theory and practice of revenue management, volume 68, Springer Science & Business Media, 2006.
- [14] X. Gao, S. Jasin, S. Najafi, H. Zhang, Joint learning and optimization for multi-product pricing (and ranking) under a general cascade click model, *Management Science* 68 (2022) 7362–7382.
- [15] T. S. Walunj, S. Singhal, J. Nair, V. Kavitha, On the interplay between pricing, competition and qos in ride-hailing, *Dynamic Games and Applications* (2025).
- [16] J. Ceberio, E. Irurozki, A. Mendiburu, J. A. Lozano, A review on estimation of distribution algorithms in permutation-based combinatorial optimization problems, *Progress in Artificial Intelligence* 1 (2012) 103–117.
- [17] D. J. DiRusso, S. M. Mudambi, D. Schuff, Determinants of prices in an online marketplace, *Journal of Product & Brand Management* 20 (2011) 420–428.
- [18] Z. Chen, Y. Zhu, T. Shen, Y. Ye, Reputation dependent pricing strategy: analysis based on a chinese c2c marketplace, *arXiv preprint arXiv:2109.12477* (2021).

- [19] Wikipedia contributors, List of amazon brands, https://en.wikipedia.org/wiki/List_of_Amazon_brands, 2025. [Online; accessed 13-June-2025].
- [20] C. Farronato, A. Fradkin, A. MacKay, Self-preferencing at amazon: evidence from search rankings, in: AEA Papers and Proceedings, volume 113, American Economic Association 2014 Broadway, Suite 305, Nashville, TN 37203, 2023, pp. 239–243.
- [21] M. L. Puterman, Markov Decision Processes: Discrete Stochastic Dynamic Programming, corrected reprint of the 1994 original ed., John Wiley & Sons, Hoboken, NJ, 2005.
- [22] K. T. Talluri, G. J. Van Ryzin, The theory and practice of revenue management, volume 68, Springer Science & Business Media, 2006.
- [23] Ö. Özer, R. Phillips, The Oxford handbook of pricing management, Oxford University Press (UK), 2012.
- [24] G. Gallego, H. Topaloglu, Basic Pricing Theory, Springer New York, 2019.
- [25] M. N. Koffarnus, C. T. Franck, J. S. Stein, W. K. Bickel, A modified exponential behavioral economic demand model to better describe consumption data., Experimental and clinical psychopharmacology 23 (2015) 504.
- [26] S. R. Hursh, A. Silberberg, Economic demand and essential value., Psychological review 115 (2008) 186.
- [27] T. S. Walunj, S. Singhal, V. Kavitha, J. Nair, Equilibrium cycle: A “dynamic” equilibrium, arXiv preprint arXiv:2411.08471 (2024).
- [28] C. Papadimitriou, G. Piliouras, Game dynamics as the meaning of a game, ACM SIGecom Exchanges 16 (2019) 53–63.
- [29] Y. Narahari, Game theory and mechanism design, volume 4, World Scientific, 2014.

Appendix A. Proofs related to Section 3

Proof of Lemma 1. Let $\mu = (d_1, d_2, \dots, d_M)$ be a deterministic policy. At each step t , the decision rule $d_t(\mathbf{x})$ specifies an action (a_t, p_t) based on the current state \mathbf{x} . Starting from the initial state $\bar{\mathbf{x}} = \mathcal{I}$, the policy μ generates a sequence of actions $(a_1, p_1), (a_2, p_2), \dots, (a_M, p_M)$, where, $(a_t, p_t) = d_t(\mathcal{I} - \{a_1, a_2, \dots, a_{t-1}\})$. Observe that at any t , the transitions are only to an absorbing state Δ or to state $\mathbf{x}' = \mathcal{I} - \{a_1, \dots, a_t\}$. Define $\bar{\mathbf{z}}^\mu$ as the sequence of actions generated by μ :

$$\bar{\mathbf{z}}^\mu = ((a_1, p_1), (a_2, p_2), \dots, (a_M, p_M)).$$

By construction, the expected reward under policy μ is $J(\mu, \bar{\mathbf{x}})$, which is equivalent to the revenue $R(\bar{\mathbf{z}}^\mu, \bar{\mathbf{x}})$ generated by the sequence $\bar{\mathbf{z}}^\mu$. This is because the policy μ and the sequence $\bar{\mathbf{z}}^\mu$ induce the same customer behaviour and revenue outcomes. Thus, we have:

$$J(\mu, \bar{\mathbf{x}}) = R(\bar{\mathbf{z}}^\mu, \bar{\mathbf{x}}).$$

Next, for part (ii), consider any sequence $\bar{\mathbf{z}} = ((a_1, p_1), (a_2, p_2), \dots, (a_M, p_M))$ — this is given by a fixed menu $\pi = (a_1, \dots, a_M)$ and the price vector $\mathbf{p} = (p_1, \dots, p_M)$. We construct a deterministic policy $\mu_{\bar{\mathbf{z}}} = (d_1, d_2, \dots, d_M)$ as follows: For each step t , define the decision rule d_t such that

$$d_t(\mathbf{x}) = \begin{cases} (a_t, p_t) & \text{if } \mathbf{x} = \mathcal{I} - \{a_1, a_2, \dots, a_{t-1}\}, \\ (a_1, 0) & \text{otherwise (if } \mathbf{x} = \Delta). \end{cases}$$

This policy $\mu_{\bar{\mathbf{z}}}$ ensures that the sequence of actions taken under $\mu_{\bar{\mathbf{z}}}$ matches $\bar{\mathbf{z}}$. Consequently, the expected reward under $\mu_{\bar{\mathbf{z}}}$, $J(\mu_{\bar{\mathbf{z}}}, \bar{\mathbf{x}})$, is equal to the revenue $R(\bar{\mathbf{z}}, \bar{\mathbf{x}})$ generated by $\bar{\mathbf{z}}$. Thus, we have:

$$R(\bar{\mathbf{z}}, \bar{\mathbf{x}}) = J(\mu_{\bar{\mathbf{z}}}, \bar{\mathbf{x}}).$$

From parts (i) and (ii), we have established a one-to-one correspondence between the deterministic policies μ and the fixed menu-price vectors $\bar{\mathbf{z}}$, immediately implying equality a in part (iii); supremum is replaced by maximum as the domain $\{\pi\} \times [0, p^{\max}]^N$ is compact (here $\{\pi\}$ is the set of permutations or all menus of size M from N items). \square

Appendix B. Proofs related to Section 4

Proof of Theorem 1. We use backward induction to derive this proof. We will prove that at any $t = M - k$, there exists a $\bar{\gamma}_k > 0$, such that for all $\gamma < \bar{\gamma}_k$, the optimal permutation is given by (14), when the initial condition at $t = 1$ is \mathcal{I} (it is clear that under the given hypothesis of theorem, we have unique such order). Towards proving this, it suffices to prove the following for at any t and \mathbf{x} . At any $t = M - k$, there exists a $\bar{\gamma}_k > 0$ such that for all $\gamma < \bar{\gamma}_k$ the following unique optimizer (pair) solves the DP equation (recall $a_1(\mathbf{x})$ is the unique seller item with highest f^* -index among \mathbf{x} , and $p_t^*(\mathbf{x})$ is unique under Assumption 1):

$$\pi_t^*(\mathbf{x}) = a_1(\mathbf{x}) \text{ and } \{p_t^*(\mathbf{x})\} = \text{Arg max}_p \left\{ \delta_{a_1(\mathbf{x})} \beta_{a_1(\mathbf{x})}(p) (p - \gamma v_{t+1}(\mathbf{x} \setminus \{a_1(\mathbf{x})\})) \right\}. \quad (\text{B.1})$$

Base step at $t = M$: Equation (B.1) is true trivially, by strict monotonicity assumed in the hypothesis of this theorem: basically we have $\pi_M^*(\mathbf{x}) = (a_1(\mathbf{x}))$ for all \mathbf{x} and thus have unique optimizer $\mathbf{z}_M^*(\mathbf{x}) = (a_1(\mathbf{x}), p^*(a_1(\mathbf{x})))$, where $p^*(a)$ is the unique optimizer.

Inductive hypothesis at $t = M - (k - 1)$: there exists a $\bar{\gamma}_{k-1} > 0$, such that for all $\gamma < \bar{\gamma}_{k-1}$, the optimal choice is given by given by (B.1) for any \mathbf{x} .

Inductive step at $t = M - k$: At $t = M - k$ consider any \mathbf{x} ; using (9), for any $a \in \mathbf{x}$, define the partial Q-factors as below (observe these are not standard Q-factors as we only consider a and not the second component of action p — in fact, we actually optimize over p),

$$Q_{M-k}^*(a, p) := \max_{p \in [0, p^{\max}]} (\delta_a \beta_a(p) p + \gamma (1 - \beta_a(p)) v_{M-k+1}(\mathbf{x} \setminus \{a\}));$$

note the above maximization problem has unique p^* as optimizer by Assumption 1. Observe that for any $a \in (\mathbf{x} \setminus \{a_1(\mathbf{x})\})$,

$$\max_p Q_{M-k}^*(a_1(\mathbf{x}), p) - \max_p Q_{M-k}^*(a, p) = C(\gamma) + C_1. \quad (\text{B.2})$$

Here, $C(\gamma)$ is function of γ and using hypothesis that for all $a \in (\mathcal{I} \setminus \{a_1(\mathcal{I})\})$, $f^*(a_1(\mathcal{I})) > f^*(a)$ we have $C_1 > 0$. At $\gamma = 0$, the RHS of (B.2) is strictly positive. Thus, for each $a \in \mathbf{x} \setminus \{a_1(\mathbf{x})\}$, there exists a $\bar{\gamma}_k^a > 0$, such that for all $\gamma < \bar{\gamma}_k^a$, the RHS of (B.2) is positive. Thus, by choosing $\bar{\gamma}_k = \min_{a \in \mathbf{x}} \bar{\gamma}_k^a$, the RHS of (B.2) is positive for any $a \in (\mathbf{x} \setminus \{a_1(\mathbf{x})\})$ and $\gamma < \bar{\gamma}_k$ (choose this new $\bar{\gamma}_k$ lesser than or equal to each $\bar{\gamma}_{k'}$, where $t' = M - k' > t$.) Thus, for $\gamma < \bar{\gamma}_k$, the optimal permutation is as given in (B.1) even at $t = M - k$.

Finally, choose $\bar{\gamma} = \min_k \bar{\gamma}_k = \bar{\gamma}_1$, then for all $\gamma < \bar{\gamma}$, the optimal permutation is as given in (B.1) and hence as in (14) when at $t = 1$ the initial state is \mathcal{I} . This completes the proof. \square

Appendix C. Proofs related to Section 7

Proof of Theorem 2. Part (i): Observe that at δ_* , top L players share the top M positions in an equally likely manner. Thus, each player $k \leq L$ receives utility (see (22)):

$$U_k(\delta_*) = \frac{\eta_c - \delta_{*,k}}{e\alpha_k} \left(\frac{1 - \bar{\gamma}^M}{L(1 - \bar{\gamma})} \right) = 0 \text{ as } \delta_{*,k} = \eta_c \text{ for all } k \leq L. \quad (\text{C.1})$$

On the other hand, any player with $k > L$ derives zero utility at respective δ_k as they do not get a position in the menu. If they deviate to a δ'_k (against $\delta_{*, -k}$) that gets them a position in the menu, from (22), they derive strictly negative utility.

We now consider all possible unilateral deviations by a player $k \leq L$. Suppose player k increases its commission from η_c to $\eta_c + \varrho$ for any $\varrho > 0$, then it gets the first position in the menu exclusively, however, receives negative utility:

$$U_k(\eta_c + \varrho, \boldsymbol{\delta}_{*, -k}) = \frac{-\varrho}{e\alpha_k} < 0.$$

If player k unilaterally decreases its commission to a $\delta'_k < \eta_c$, then using (22), this action pushes player k out of the top M slots. As a result, it receives zero utility. Thus, $\boldsymbol{\delta}_*$ is a Nash equilibrium (see [29]).

Part (ii): Consider any player $k < (M + 1)$, then using (22), $U_k(\boldsymbol{\delta}_*) = ((\eta_k - \eta_{k+1})/e\alpha_k)\tilde{\gamma}^{k-1}$. When it deviates unilaterally to an alternate choice $\delta'_k > \eta_{M+1}$, it derives another position $k' \in \{1, \dots, M\}$ depending upon δ'_k , however its utility does not improve by more than ϵ as,

$$\text{using (22), we have } U_k(\delta'_k, \boldsymbol{\delta}_{*, -k}) = \frac{\eta_k - \delta'_k}{e\alpha_k}\tilde{\gamma}^{k'-1} < \epsilon,$$

under the given hypothesis. With $\delta'_k \leq \eta_{M+1}$: (i) it either does not get a position in the menu and derives zero if $\delta'_k < \delta_l$ for some $l \geq (M + 1)$; or (ii) possibly shares the M -th position with $(M + 1)$ -th player but does not derive more than ϵ .

This completes the proof using similar logic as in part (i) for players $k \geq (M + 1)$. \square

Proof of Theorem 3. Before proceeding, we prove an important condition in (C.4), given below, that is going to be used throughout the proof.

By definition in (26), for any player $k > 1$, any $\delta > \tilde{\eta}_k$, we have:

$$\eta_k - \delta < (\eta_k - \eta_{M+1})\tilde{\gamma}^{m-1} \text{ for each } m \in \{k, \dots, M\}. \quad (\text{C.2})$$

Thus from (22), for seller k , choosing a $\delta > \tilde{\eta}_k$ and securing even the first position is inferior to choosing one among η_{M+1} (or $\eta_{M+1} + \varrho$ for ϱ sufficiently small, by strict inequality in (C.2)) and securing the m -th position (alone). *This also implies that, against any action profile of the opponent players $\boldsymbol{\delta}_{-k}$, any $\delta > \tilde{\eta}_k$ is an inferior choice for seller k (even if it secures the first position in the menu) — it derives better, for example, by choosing the following and securing the M -th position in the menu,*

$$U_k(\eta_{M+1} + \varrho, \boldsymbol{\delta}_{-k}) > U_k(\delta, \boldsymbol{\delta}_{-k}) \text{ for some small enough } \varrho < \min_{j \neq k, j \leq M} \delta_j. \quad (\text{C.3})$$

In the above, $\varrho > 0$ is small enough to satisfy (C.2) with $m = M$ and even after replacing η_{M+1} with $\eta_{M+1} + \varrho$.

Further, for player 1, there is no real incentive to choose any $\delta > \tilde{\eta}_2$, as a $\delta' = \tilde{\eta}_2$ would be strictly better (unless $\delta_2 = \tilde{\eta}_2$). Recall, $\tilde{\eta}_1 = \tilde{\eta}_2$. Thus in all, for any $k \leq M$ and any $\boldsymbol{\delta}_{-k}$,

$$\text{for any } \delta > \tilde{\eta}_k, \text{ there exists an } \delta' \in [\eta_{M+1}, \tilde{\eta}_k] \text{ such that, } U_k(\delta, \boldsymbol{\delta}_{-k}) < U_k(\delta', \boldsymbol{\delta}_{-k}), \quad (\text{C.4})$$

unless $k = 1$ and $\delta_2 = \tilde{\eta}_2$.

In the proofs given below we use i, k, l as player indices.

Proving the stability property (24)

For any $i > M$, we have $\mathcal{E}_i = \{\eta_i\}$ and the agent derives zero utility at the singleton option, which is the maximum that it can derive, see (22). Thus, it suffices to prove the condition 1 for players $i \leq M$ and consider one such player i and then any $\boldsymbol{\delta}_{-i} \in \mathcal{E}_{-i}$.

Since $\delta_{M+1} = \eta_{M+1}$, for any $\tilde{\delta}_i < \eta_{M+1}$, player i would not get any of the first M positions and hence using (22), we have:

$$U_i(\tilde{\delta}_i, \boldsymbol{\delta}_{-i}) = 0 \text{ for any } \tilde{\delta}_i < \eta_{M+1}. \quad (\text{C.5})$$

Now for $i > 1$ using (C.4), we have (choosing ϱ as in (C.3)),

$$U_i(\delta_i, \boldsymbol{\delta}_{-i}) > U_i(\tilde{\delta}_i, \boldsymbol{\delta}_{-i}), \text{ with } \delta_i = \eta_{M+1} + \varrho \text{ and any } \tilde{\delta}_i > \tilde{\eta}_i, \quad (\text{C.6})$$

proving the first property for any player $i > 1$ with δ_i , also using (C.5) — because from (22),

$$U_i(\delta_i, \boldsymbol{\delta}_{-i}) > \frac{(\tilde{\eta}_i - \eta_{M+1} - \varrho)\tilde{\gamma}^{M-1}}{e\alpha_i} > 0.$$

For player 1, define $\mathcal{L}_1 = \{\tilde{\eta}_2\} \times \prod_{j=3}^N \mathcal{E}_j$, note $\mu_{-1}(\mathcal{L}_1) = 0$. Now, for any $\boldsymbol{\delta}_{-1} \in \mathcal{E}_{-1} \setminus \mathcal{L}_1$ (note that $\max_{j \geq 2} \delta_j < \tilde{\eta}_2$), choose $\delta_1 = \tilde{\eta}_2$, and thus we have:

$$U_1(\delta_1, \boldsymbol{\delta}_{-1}) = \frac{(\eta_1 - \delta_1)}{e\alpha_1} > \frac{(\eta_1 - \tilde{\delta}_1)}{e\alpha_1} = U_1(\tilde{\delta}_1, \boldsymbol{\delta}_{-1}) > 0, \quad \forall \tilde{\delta}_1 \in (\delta_1, 1]. \quad (\text{C.7})$$

Thus we could establish the first (stability) property for all i and all $\boldsymbol{\delta}_{-i}$, except for $i = 1$ (player 1) and for $\boldsymbol{\delta}_{-1}$ with $\delta_2 = \tilde{\eta}_2$. In the below, we show that there exists no external tails from such $\boldsymbol{\delta} \in \mathcal{E}$ which completes the proof of stability property.

External tails: Consider any $\boldsymbol{\delta} \in \mathcal{E}$ such that $\boldsymbol{\delta}_{-1} \in \mathcal{L}_1$. Now, player 1 can only deviate to one of the following points (no other deviation is possible), that is to the potential set of improvements $\mathcal{I}_{\epsilon,1}$, by choosing appropriate an $\varrho > 0$ in ‘ ϵ ’-optimal way:

$$\delta'_1 \in \mathcal{I}_{\epsilon,1} := \left\{ \delta_j + \varrho : \delta_j < \tilde{\eta}_2 \right\} \cup \{ \eta_{M+1} + \varrho \} \cup \{ \tilde{\eta}_2 + \varrho \}.$$

Observe here that one can choose ϱ sufficiently small such that $(\delta_j + \varrho) \in [\eta_{M+1}, \tilde{\eta}_2]$ for each $\delta_j < \tilde{\eta}_2$. Observe also that the above are the only types of improvement sets³ for every $\epsilon > 0$ lesser than some small enough $\bar{\epsilon} > 0$. We reiterate here that no other deviation is possible to improve in ϵ -optimal way (for every $\epsilon > 0$).

If for some $\boldsymbol{\delta}_{-1} \in \mathcal{L}_1$, among the moves given in $\mathcal{I}_{\epsilon,1}$ there exists a $\delta'_1 \neq \tilde{\eta}_2 + \varrho$ which provides the best improved utility, then (24) is satisfied with that δ'_1 against that $\boldsymbol{\delta}_{-1}$; in fact this is true for all ϵ sufficiently small.

Now consider a $\boldsymbol{\delta}_{-1} \in \mathcal{L}_1$ for which $\delta'_1 = \tilde{\eta}_2 + \varrho$ provides the best improved utility among all possible choices in $\mathcal{I}_{\epsilon,1}$. In this case, $\boldsymbol{\delta} \rightarrow \boldsymbol{\delta}_1 := (\tilde{\eta}_2 + \varrho, \delta_2, \dots, \delta_N)$, where $\boldsymbol{\delta}_1 \notin \mathcal{E}$; also the number of external components $|\{i : \delta_{1,i} \notin \mathcal{E}_i\}| = 1$. In response, for example, player 2 has strict incentive to play an action $\delta'_2 = \max_{k > 2} \delta_k + \varrho$, for sufficiently small $\varrho > 0$. That is, we have $\boldsymbol{\delta}_1 \rightarrow \boldsymbol{\delta}_2 := (\tilde{\eta}_2 + \varrho, \delta'_2, \delta_3, \dots, \delta_N)$. Observe that $\boldsymbol{\delta}_2 \notin \mathcal{E}$, however, the number of external components have not changed after the second move, i.e., $|\{i : \delta_{2,i} \notin \mathcal{E}_i\}| = 1$ (in fact after such a move by player 2 player 1 has strict incentive to move back to interior of \mathcal{E}_1). Strict improvement by players other than 2 is also possible, but even such improvements lead to a point with only δ'_1 being outside its corresponding EC component, \mathcal{E}_1 . This contradicts the requirement of external (n, ϵ) , with $n \geq 2$, chain as given in Definition 5 (one again this is true for all ϵ lesser than a threshold, as for such ϵ , the ϵ -best component $\delta'_2 \in \mathcal{E}_2$).

In all, one can have first unilateral improvement move to the external of \mathcal{E} (when player 1 responds to some points in \mathcal{L}_1), but not the subsequent moves.

Proving the unrest property (25):

Consider any $\boldsymbol{\delta} \in \mathcal{E}$. Choose any $k \in \text{Arg max}_j \delta_j$ and then choose any $l \in \text{Arg max}_{j \neq k} \delta_j$. We now proceed case-wise as given below:

³For bigger values of ϵ , one might find an external (k, ϵ) chain, but not for smaller ϵ , depending upon $\boldsymbol{\delta}$.

- If $\delta_k = \delta_l$ (the first maximum equals the second), and further say $\delta_k < \tilde{\eta}_2$. Define $b := |\text{Arg max}_j \delta_j|$, note $b \geq 2$.

Now player 1 can appropriately choose $\delta'_1 \in (\delta_k, \tilde{\eta}_2)$ to improve its utility as:

$$U_1(\delta_1, \boldsymbol{\delta}_{-1}) \stackrel{a}{\leq} \frac{(\eta_1 - \delta_1)}{e\alpha_1} \frac{\sum_{0 \leq j < b} \tilde{\gamma}^j \mathbb{1}_{\{j \leq M\}}}{b} < \frac{(\eta_1 - \delta'_1)}{e\alpha_1} = U_1(\delta'_1, \boldsymbol{\delta}_{-1}).$$

In the above, if $\delta_1 = \delta_k$, we have equality in ‘a’; otherwise, we have a strict inequality in ‘a’, because for any $n > b$, (which represents the position of seller 1 in the menu with $\boldsymbol{\delta}$),

$$\tilde{\gamma}^n \leq \frac{1 + \tilde{\gamma} + \tilde{\gamma}^2 + \dots + \tilde{\gamma}^b}{b} < 1, \text{ as } b \geq 2.$$

Also, observe $U_1(\delta'_1, \boldsymbol{\delta}_{-1}) > U_1(\tilde{\eta}_2, \boldsymbol{\delta}_{-1})$ and further using (C.5), the remaining part of the second condition (25) is satisfied for this sub-case.

- If $\delta_k = \delta_l = \tilde{\eta}_2$, it implies $\delta_1 = \delta_2 = \tilde{\eta}_2$; recall by EC definition, $\delta_i \leq \tilde{\eta}_3$ for all $i > 2$. Now, player 2 improves by choosing $\delta'_2 = \tilde{\eta}_3 + \varrho'$ for some sufficiently small $\varrho' > 0$ (irrespective of δ_3 , etc), see (22):

$$U_2(\boldsymbol{\delta}) = \frac{\eta_2 - \tilde{\eta}_2}{e\alpha_2} \left(\frac{1 + \tilde{\gamma}}{2} \right) < \frac{\eta_2 - \tilde{\eta}_2}{e\alpha_2} \stackrel{\text{by (26)}}{\leq} \frac{\eta_2 - \tilde{\eta}_3 - \varrho'}{e\alpha_2} \tilde{\gamma} = U_2(\tilde{\eta}_3 + \varrho', \boldsymbol{\delta}_{-2}).$$

The second part of (25) follows using (C.5)-(C.6), if required by replacing δ'_2 with $\eta_{M+1} + \varrho$ with sufficiently small $\varrho > 0$, as in (C.3); the replacement is required if $U_2(\tilde{\eta}_3 + \varrho', \boldsymbol{\delta}_{-2}) < U_2(\eta_{M+1} + \varrho, \boldsymbol{\delta}_{-2})$.

- If $\delta_k > \delta_l$ then player k can choose any $\delta'_k \in (\delta_l, \delta_k)$ and strictly improve:

$$U_k(\delta_k, \boldsymbol{\delta}_{-k}) = \frac{(\eta_k - \delta_k)}{e\alpha_k} < \frac{(\eta_k - \delta'_k)}{e\alpha_k} = U_k(\delta'_k, \boldsymbol{\delta}_{-k}).$$

The second part of (25) follows as in the previous sub-case.

This finishes the proof of the second unrest property (25).

Proving the minimality property

In this proof, we establish the minimality of the EC set using a contradiction-based argument. For the purpose of contradiction, assume a closed set $\mathcal{E}^o = \mathcal{E}_1^o \times \dots \times \mathcal{E}_N^o$ with each $\mathcal{E}_i^o \subset \mathcal{E}_i$, that satisfies the first two properties of EC.

By hypothesis (27), observe $\mathcal{E}_i^o = \{\eta_i\} = \mathcal{E}_i$ for each $i > M$, and for $i \leq M$, we have:

$$\mathcal{E}_i^o = \mathcal{E}_i^c \cup \{b_{i,1}, b_{i,2}, \dots, b_{i,n_i}\} \text{ with } \mathcal{E}_i^o \subset \mathcal{E}_i, \quad (\text{C.8})$$

for some $n_i < \infty$, and some \mathcal{E}_i^c a finite union of closed intervals. Let

$$\underline{u}_i := \min \mathcal{E}_i^c \text{ and } \bar{u}_i := \max \mathcal{E}_i^c \text{ for each } i. \quad (\text{C.9})$$

We obtain the proof in two steps: (i) we first show that all players $i \leq M$ share the same left endpoint, i.e., $\underline{u}_i = \underline{u}$ and that the common $\underline{u} = \eta_{M+1}$; (ii) we then show that $\bar{u}_i \geq \tilde{\eta}_k$ for each $k \geq i$ in the backward recursive manner, i.e., starting from $k = M + 1$; also show that each \mathcal{E}_i^c is a single connected component. *For simpler notation, henceforth for all i implies for all $i \leq M$.*

Step 1: The left endpoint $\underline{u}_i = \eta_{M+1}$ for each i

We first show that $\underline{u}_i = \underline{u}$. For the purpose of contradiction, assume there exist at least two players i, j such that $\underline{u}_i < \underline{u}_j$. Define the following:

$$\mathcal{Z} := \text{Arg max}_l \underline{u}_l, \quad \mathcal{Z}_1 := \text{Arg min}_{i \in \mathcal{Z}} \bar{u}_i \quad \text{and pick any } i^* \in \mathcal{Z}_1. \quad (\text{C.10})$$

Then, by our assumption and construction, we have:

$$\underline{u}_{i^*} = \max_l \underline{u}_l > \max_{l \notin \mathcal{Z}} \underline{u}_l := \underline{u}_s^*, \text{ the second maximum of lower bounds.}$$

Define the following set, for some small enough $\varrho > 0$ that ensures $\Delta_{-i^*} \subset \mathcal{E}_{-i^*}^o$

$$\Delta_{-i^*} := \{\delta_{-i^*} = (\delta_l)_{l \neq i^*} : \delta_l \in (\bar{u}_l - \varrho, \bar{u}_l) \text{ for all } l \in \mathcal{Z} - \{i^*\}, \delta_l \in (\underline{u}_l, \underline{u}_l + \varrho) \text{ for all } l \notin \mathcal{Z}\};$$

this is possible by definition of $\{\underline{u}_i\}$ and $\{\bar{u}_i\}$ in (C.9) and note $\mu_{-i^*}(\Delta_{-i^*}) > 0$.

Sub-case 1: assume $|\mathcal{Z}_1| = 1$ in (C.10), then for any $\delta_{-i^*} \in \Delta_{-i^*}^o$ and $\delta_i \in [\underline{u}_{i^*}, \bar{u}_{i^*}]$,

$$\delta_l \notin \left(\underline{u}_s^* + \varrho, \min_{l \in \mathcal{Z}, l \neq i^*} \bar{u}_l - \varrho \right) \text{ for all } l \neq i^* \text{ and } [\underline{u}_{i^*}, \bar{u}_{i^*}] \subsetneq \left(\underline{u}_s^* + \varrho, \min_{l \in \mathcal{Z}, l \neq i^*} \bar{u}_l - \varrho \right) \quad (\text{C.11})$$

and $\underline{u}_{i^*} > \underline{u}_s^* + \varrho$. Thus, for any $\delta \in \mathcal{E}_{i^*}^c$, in fact, for any $\delta \in [\underline{u}_{i^*}, \bar{u}_{i^*}]$, we have the following which contradicts property 1:

$$U_{i^*}(\delta, \delta_{-i^*}) < U_{i^*}(\underline{u}_s^* + \varrho + \varrho', \delta_{-i^*}) \text{ for all } \delta_{-i^*} \in \Delta_{-i^*},$$

for some small enough $\varrho' > 0$ as:

- player i^* can get the same position in the menu (against all such δ_{-i^*}) by paying a smaller commission $\underline{u}_s^* + \varrho + \varrho'$ compared to any other $\delta \in [\underline{u}_{i^*}, \bar{u}_{i^*}]$ and this is primarily because $\underline{u}_{i^*} = \max_l \underline{u}_l > \max_{l \neq i^*} \underline{u}_l = \underline{u}_s^*$;
- the singleton points $\{b_{i^*,1}, \dots, b_{i^*,n_{i^*}}\}$ in (C.8) can be shown to be inferior too, by reducing ϱ further small if required and ensuring $b_{i^*,k} \notin (\underline{u}_s^*, \underline{u}_s^* + \varrho)$ for all $k \leq n_{i^*}$; further, if any singleton $b_{i^*,k}$ improves by deriving a better position in the menu for player i^* , against some $\delta_{-i^*} \in \Delta_{-i^*}$, then one can choose a point nearby and not in \mathcal{E}_i^o which performs strictly better (as singletons are isolated); and also, because $\tilde{\eta}_{i^*}$ is still inferior by (26), even if some $b_{i^*,k} = \tilde{\eta}_{i^*}$; if some $b_{i^*,k} = \eta_{M+1}$, player i^* can strictly improve by moving to $\eta_{M+1} + \varrho''$ (for some appropriate $\varrho'' > 0$) and securing the last position in the menu solely (at $b_{i^*,k}$ it would share position with player $M+1$).

Sub-case 2, when $|\mathcal{Z}_1| > 1$: If the best position in menu derived by i^* by choosing a δ_{i^*} near $\bar{u}_{i^*} = \min_{l \in \mathcal{Z}_1} \bar{u}_l$, and by choosing an $\delta_{i^*} > \delta_j$ (for some $j \in \mathcal{Z}_1 \setminus \{i^*\}$) is inferior to the position derived by choosing a $\delta_{i^*} = \underline{u}_s^* + \varrho + \varrho'$ (for some small enough ϱ') then we have a contradiction as in the previous sub-case.

Otherwise, we get a (n, ϵ) -external chain (with $n = |\mathcal{Z}_1| \geq 2$) for each $\epsilon > 0$ from $\delta = (\delta_l)$ with $\delta_l = \underline{u}_l$ for all $l \notin \mathcal{Z}$ and $\delta_l = \bar{u}_l$ for all $l \in \mathcal{Z}$; note $\delta_l = \bar{u}_{i^*}$ for all $l \in \mathcal{Z}_1$. Starting from this δ , player i^* can unilaterally deviates to $\bar{u}_{i^*} + \varrho_1$ for sufficiently small $\varrho_1 > 0$, which outperforms all other actions for player i^* . That is, we have

$$\delta \rightarrow \delta_1 := (\delta_1, \dots, \delta_{i^*-1}, \bar{u}_{i^*} + \varrho_1, \delta_{i^*+1}, \dots, \delta_N), \text{ where } \delta_1 \notin \mathcal{E}^o, \text{ and } |\{i : \delta_{1,i} \notin \mathcal{E}_i^o\}| = 1.$$

From action profile δ_1 , any player $l \in \mathcal{Z}_1$, $l \neq i^*$ can deviate to $\bar{u}_{i^*} + \varrho_2$ with $\varrho_2 > \varrho_1$ (slightly ahead of player i^*), which again outperforms all other actions for this player l . That is,

$$\delta_1 \rightarrow \delta_2 := (\delta_1, \dots, \delta_{l-1}, \bar{u}_{i^*} + \varrho_2, \delta_{l+1}, \dots, \delta_N), \text{ where } \delta_2 \notin \mathcal{E}^o, \text{ and } |\{i : \delta_{2,i} \notin \mathcal{E}_i^o\}| = 2.$$

Thus, we have $(2, \epsilon)$ chain (in similar lines one can have $(|\mathcal{Z}_1|, \epsilon)$ external chain), for each $\epsilon > 0$, which contradicts property 1.

To finally show that $\underline{u}_k = \eta_{M+1}$ for each $k \leq M$

Now assume the common $\underline{u} = \underline{u}_l$ (for all l) is strictly bigger than η_{M+1} . Using the same construction as in (C.10)-(C.11), we have a contradiction again for seller i^* satisfying property 1 against $\delta_{-i^*} \in \Delta_{-i^*}$: as for any $\delta \in [\underline{u}_{i^*}, \bar{u}_{i^*}] = [\underline{u}, \bar{u}_{i^*}]$, and for some small enough $\varrho' > 0$ we have,

$$U_{i^*}(\delta, \delta_{-i^*}) < U_{i^*}(\eta_{M+1} + \varrho', \delta_{-i^*}).$$

Observe here that the common $\underline{u} < \tilde{\eta}_M$ and hence the above is satisfied by (26), even if $i^* = M$. One can use arguments similar to those in the previous case for the singleton points.

Step 2: For each $i \geq k$, $\mathcal{E}_i^c \cap [\eta_{M+1}, \tilde{\eta}_k] = [\eta_{M+1}, \tilde{\eta}_k]$

We have already proved that $\underline{u}_k = \eta_{M+1}$ and that $[\eta_{M+1}, \eta_{M+1} + \varrho_k] \subset \mathcal{E}_k^o$ with some $\varrho_k > 0$ for all k . Now, define the following for each k :

$$\underline{g}_k := \inf(\mathcal{E}_k^o)^c \cap [\eta_{M+1}, \tilde{\eta}_k] \text{ and hence observe } [\eta_{M+1}, \underline{g}_k] \subset \mathcal{E}_k^o. \quad (\text{C.12})$$

The above is true, since $\underline{u}_k = \eta_{M+1}$ and hence the leftmost component of any \mathcal{E}_k^o is a closed interval in (C.8) and \underline{g}_k will precisely be the right endpoint of this first left component.

If $\underline{g}_k = \tilde{\eta}_k$ for some k then define $\bar{g}_k = \tilde{\eta}_k$, else define:

$$\bar{g}_k := \sup \mathcal{E}_k^o \cap (\underline{g}_k, \tilde{\eta}_k]. \quad (\text{C.13})$$

For all k with $\underline{g}_k < \tilde{\eta}_k$, we will have $\bar{g}_k > \underline{g}_k$ as \mathcal{E}_k^o is a closed set; also note the open interval $(\underline{g}_k, \bar{g}_k) \subset (\mathcal{E}_k^o)^c \cap [\eta_{M+1}, \tilde{\eta}_k]$ and represents the first open-interval gap in \mathcal{E}_k^o relative to \mathcal{E}_k .

In the immediate next, using induction on i we will show that $\min_{k \leq i} \underline{g}_k \geq \tilde{\eta}_i$; in other words we will show for every $k \leq i$ that $[\eta_{M+1}, \tilde{\eta}_i] \in \mathcal{E}_k^o$. We begin with the base case, $i = M$.

Base step: to prove, $\min_k \underline{g}_k \geq \tilde{\eta}_M$

For the purpose of contradiction, assume that $\min_k \underline{g}_k < \tilde{\eta}_M$ and pick any $i \in \text{Arg min}_k \underline{g}_k$.

If $|\text{Arg min}_k \underline{g}_k| < M$, then let j be a player with $\underline{g}_j > \underline{g}_i$. Now, consider

$$\Delta = \{\delta_{-i} : \delta_k \in [\underline{g}_i - \varrho, \underline{g}_i] \text{ for all } k \neq j, i \text{ and } \delta_j \in (\underline{g}_i, \underline{g}_i + \varrho)\},$$

for some $\varrho > 0$. By choosing ϱ sufficiently small (see (C.12)), one can ensure $\Delta \subset \mathcal{E}_{-i}^o$ and $\mu_{-i}(\Delta) > 0$. Then the property 1 fails for player i against all $\delta_{-i} \in \Delta$, as

$$U_i(\underline{g}_i + \varrho + \varrho', \delta_{-i}) > U_i(\delta, \delta_{-i}) \text{ for any } \delta \in \mathcal{E}_i^o.$$

for some appropriately small $\varrho' > 0$ (possibly depending upon δ_{-i}); the singletons in (C.8) are now placed above \underline{g}_i and one can reduce ϱ further (if required) to ensure $\underline{g}_i + \varrho + \varrho' \notin \mathcal{E}_i^o$.

If $|\text{Arg min}_k \underline{g}_k| = M$. In other words, $\underline{g}_k = \underline{g}_i$ for each k . In this case, there exists a $\varrho > 0$ such that $(\underline{g}_i, \underline{g}_i + \varrho) \subset (\mathcal{E}_k^o)^c$ and $[\eta_{M+1}, \underline{g}_i] \subset \mathcal{E}_k^o$ for each k (see (C.12)). Consider δ with $\delta_k = \underline{g}_i$ for every k . One can easily construct an external (M, ϵ) chain for every $\epsilon > 0$ and smaller than a threshold, starting from this δ . For example, consider the following chain:

$$\delta \rightarrow \delta_1 := \delta + (\varrho_1, 0, \dots, 0) \rightarrow \delta_2 := \delta_1 + (0, \varrho_2, \dots, 0) \rightarrow \dots \rightarrow \delta_M := \delta_M + \underbrace{(0, \dots, \varrho_M, \dots, 0)}_{\text{first } M},$$

where $\varrho_i < \varrho_{i+1}$ for each i . This is again a contradiction.

Hence, $\min_{k \leq M} \underline{g}_k \geq \eta_M$, in other words, $[\eta_{M+1}, \tilde{\eta}_M] \subset \mathcal{E}_k^o$ for every $k \leq M$ (note this implies $\mathcal{E}_M^o = \mathcal{E}_M$). We complete the remaining proof by induction and contradiction based arguments. By induction, we assume that $\underline{g}_k \geq \tilde{\eta}_{i+1}$ for all $k \leq i+1$ — and then prove that $\underline{g}_k \geq \tilde{\eta}_i$ for all $k \leq i$. We prove this for i up to 2, recall $\tilde{\eta}_1 = \tilde{\eta}_2$ and hence this suffices.

Inductive step: to prove, $\underline{g}_k \geq \tilde{\eta}_i$ for all $k \leq i$

By induction $\mathcal{E}_k^o = \mathcal{E}_k = [\eta_{M+1}, \tilde{\eta}_k]$ for each $k \in \{i+1, \dots, M\}$ and $[\eta_{M+1}, \tilde{\eta}_{i+1}] \subset \mathcal{E}_k^o$ for all k . For the purpose of contradiction, assume $\min_{k \leq i} \underline{g}_k < \tilde{\eta}_i$ and pick any $l \in \text{Arg min}_{k \leq i} \underline{g}_k$.

If $|\text{Arg min}_{k \leq i} \underline{g}_k| < i$, then let j (with $j \leq i$) be a player with $\underline{g}_j > \underline{g}_l$. Now consider any opponent action profile

$$\Delta = \{\delta_{-l} : \delta_k \in [\underline{g}_l - \varrho, \underline{g}_l] \text{ for all } k \leq l, k \neq j, l \text{ and } \delta_j \in (\underline{g}_l, \underline{g}_l + \varrho)\},$$

for some $\varrho > 0$. By choosing $\varrho > 0$ sufficiently small (see (C.12) and induction-based assumption), one can ensure $\Delta \subset \mathcal{E}_{-i}^o$ and $\mu_{-i}(\Delta) > 0$. Further, the property one fails for player l against all such δ_{-l} , as (recall by contradiction-based assumption, $\underline{g}_l < \tilde{\eta}_i \leq \tilde{\eta}_l$)

$$U_l(\underline{g}_l + \varrho + \varrho', \delta_{-l}) > U_l(\delta, \delta_{-l}) \text{ for any } \delta \in \mathcal{E}_l^o, \text{ and note } \underline{g}_l + \varrho + \varrho' \notin \mathcal{E}_l^o,$$

for some appropriately small ϱ' (possibly depending upon δ_{-l}).

Say $|\text{Arg min}_{k \leq i} \underline{g}_k| = i$. In other words, $\underline{g}_k = \underline{g}_l$ for each $k \leq i$. In this case, we have a $\varrho > 0$ such that $(\underline{g}_l, \underline{g}_l + \varrho) \subset (\mathcal{E}_k^o)^c$ and $[\eta_{M+1}, \underline{g}_l] \subset \mathcal{E}_k^o$ for each $k \leq i$ (see (C.12)). One can easily construct an external (i, ϵ) chain starting from δ with each $\delta_k = \underline{g}_l$ for every ϵ smaller than a threshold. For example, consider the following chain:

$$\delta \rightarrow \delta_1 := \delta + (\varrho_1, 0, \dots, 0) \rightarrow \delta_1 := \delta_1 + (0, \varrho_2, \dots, 0) \rightarrow \dots \delta_i := \delta_i + \underbrace{(0, \dots, \varrho_i, \dots, 0)}_{\text{first } i}.$$

where $\varrho_i < \varrho_{i+1}$ for each i . This is again a contradiction.

This shows that $\min_{k \leq i} \underline{g}_k \geq \tilde{\eta}_i$, i.e., $[\eta_{M+1}, \tilde{\eta}_i] \in \mathcal{E}_k^o$ for every $k \leq i$ and for each $i \geq 2$. □