

GEOMETRY, ENERGY AND SENSITIVITY IN STOCHASTIC PROTON DYNAMICS

VERONIKA CHRONHOLM AND TRISTAN PRYER

ABSTRACT. We develop numerical schemes and sensitivity methods for stochastic models of proton transport that couple energy loss, range straggling and angular diffusion. For the energy equation we introduce a logarithmic Milstein scheme that guarantees positivity and achieves strong order one convergence. For the angular dynamics we construct a Lie-group integrator. The combined method maintains the natural geometric invariants of the system.

We formulate dose deposition as a regularised path-dependent functional, obtaining a pathwise sensitivity estimator that is consistent and implementable. Numerical experiments confirm that the proposed schemes achieve the expected convergence rates and provide stable estimates of dose sensitivities.

1. INTRODUCTION

Stochastic models of proton transport play an important role in high-precision applications such as proton therapy, where accurate characterisation of energy loss and angular scattering is essential to treatment planning and dose delivery. Deterministic formulations, based on the continuous slowing down approximation or transport equations, capture average behaviour and admit analytic approximations, but they neglect statistical fluctuations [BLP23; AHP25]. Stochastic formulations, by contrast, describe individual particle paths, accounting for both deterministic energy loss due to inelastic interactions and random angular deflections from Coulomb scatter, with additional variability introduced by range straggling [Cro+24; KPP25]. Analytic models of either type provide reduced-order descriptions of dose, while numerical approaches range from PDE solvers and pencil-beam algorithms to Monte Carlo and SDE-based simulations [Ash+25]. For physical observables such as energy deposition, fluence and dose [NZ15], it is the stochastic, numerically approximated models that are required to capture fluctuations and uncertainty at clinically relevant accuracy.

In radiotherapy and related fields, reliable computation of dose and fluence demands numerical approximations that faithfully capture the geometry of particle transport and the stochastic nature of energy loss. For protons, this means maintaining positivity of the energy, ensuring that directional vectors remain on the unit sphere and correctly representing the randomness inherent in multiple scattering and range straggling. Conventional numerical schemes, even in the deterministic case, often violate one or more of these requirements [HLW06]. The energy variable may become negative under naive discretisation, or angular updates may drift off the sphere. Moreover, many practical tasks, such as machine-learning guided treatment optimisation, uncertainty quantification, or calibration to experimental data, depend not just on forward simulations but also on sensitivities of dose and fluence with respect to model parameters (e.g. stopping-power coefficients or straggling parameters). Finite-difference estimates of these sensitivities are routinely employed in clinical settings, yet they tend to be biased and have large variance when applied to stochastic systems, making them computationally inefficient for high-accuracy work. There is a clear need for numerical methods that simultaneously respect the physical constraints of proton transport and provide unbiased, low variance sensitivity information in a unified framework.

In this work we develop a structure-preserving framework for the simulation and sensitivity analysis of a stochastic proton transport model with continuous energy loss and angular diffusion. Our main contributions are:

- (1) We reformulate the dynamics using a logarithmic transformation of the energy and an exponential map for angular updates. This guarantees exact positivity of energy and preservation of the unit-norm constraint on direction at the discrete level. On this basis we construct (i) a geometric Euler scheme of strong order 1/2 and (ii) a higher-order scheme that couples a Milstein discretisation of the log-energy SDE with a geometric integrator for angular evolution, achieving strong order 1.

- (2) We derive and discretise forward (pathwise) sensitivity equations for the stopping-power and straggling parameters. These sensitivities satisfy linear SDEs driven by the same Brownian motion as the state, so that the coupled state-sensitivity scheme achieves strong order 1 convergence. This provides unbiased gradient estimates of path-dependent observables such as dose, in contrast to the high-variance estimates produced by finite differences.
- (3) We present numerical experiments that demonstrate the efficacy of the proposed methods. The geometric discretisations preserve key physical features of proton transport, including Bragg peaks and angular spreading, while the pathwise sensitivities converge with lower variance than finite-difference benchmarks. We further show how incorporating energy-dependent angular diffusion (Molière theory) modifies dose distributions and sensitivities, highlighting the flexibility of the framework.

Numerical simulation of stochastic differential equations is a well developed area, with classical treatments of strong approximation theory and positivity-preserving schemes appearing in [Klo+92; MT04]. Recent work has extended this theory to include tamed and truncated schemes for SDEs with super-linear coefficients and positivity constraints [Den+24; Sab13]. The use of geometric integrators, including exponential maps and Lie group methods, has gained attention for systems constrained to manifolds, particularly in mechanics and molecular dynamics [MT04; HS24]. Structure-preserving stochastic integrators for manifold-valued systems have also been developed in the context of matrix Lie groups, with Runge-Kutta-Munthe-Kaas methods recently extended to SDEs in [Mun+22b]. The approach adopted here draws on these developments, combining log-transformed variables with manifold-aware angular updates to ensure structural fidelity in a proton transport setting.

In proton therapy, dose modelling is typically performed using deterministic or Monte Carlo methods [Bor97; Pag18; Fad+20; Kus+23], with recent machine learning and dynamical low-rank solvers for proton transport [Sta+24; Sta+25]. These approaches generally decouple model simulation from parameter sensitivity analysis, or rely on finite difference estimators that suffer from the tradeoff between bias and high variance, as well as numerical instability. Recent work by [Ash+25] applied sensitivity analysis to an analytic model of proton transport, while a more complex stochastic model incorporating jump processes was introduced in [Cro+24]. An MCMC-based framework for inverse inference of dose delivery from experimental data has also been proposed in [Cox+24]. Pathwise sensitivity methods are well established in the context of financial mathematics (see e.g. [GG06; BG96; CG23], or Chapter 7 of [Gla04]) and stochastic simulation. Their application in radiation transport has been limited, though early examples include physical simulation contexts such as chemical kinetics and photon propagation [SRK12]. The present work adapts these techniques to a geometric SDE model of proton motion, coupling structure-preserving integrators with forward sensitivity equations to enable efficient, unbiased gradient computation for physically meaningful observables such as dose. Connections to Feynman-Kac representations for energy deposition problems are discussed in light of recent work on stochastic particle transport [Yan+21; KPP25].

The remainder of the paper is structured as follows. In Section 2, we describe the physical setting and introduce the stochastic differential equation (SDE) model for proton transport, incorporating continuous slowing down and angular diffusion. We identify the key structural properties of the model, including energy positivity, angular manifold constraints and long-time behaviour. In Section 3, we examine the standard Euler-Maruyama discretisation and highlight its failure to preserve the structure of the continuous system. This motivates a geometric update where the angular component is corrected using the exponential map. Section 4 presents higher-order discretisation for both energy and direction, including a Milstein scheme for the log-transformed energy and a second-order RKMK-like integrator for angle. Section 5 describes the dose functional and how its pathwise sensitivity can be computationally evaluated. Section 6 then develops the pathwise sensitivity equations, describes their numerical discretisation and applies them to the estimation of dose sensitivities with respect to physical parameters. Section 7 summarises extensive numerical experiments and we conclude in Section 8.

2. PHYSICAL MODEL AND STOCHASTIC FORMULATION

The motion of a proton undergoing interactions in a medium is governed by a combination of deterministic energy loss and stochastic angular deflections. The proton moves along a trajectory described by its position $X_t \in \mathbb{R}^3$, direction $\Omega_t \in \mathbb{S}^2$, and energy $E_t > 0$. In the clinical energy range (50–150 MeV), the dominant

interactions influencing proton transport are illustrated in Figure 1. These include inelastic collisions with electrons, elastic Coulomb scattering with nuclei, and, less frequently, inelastic nuclear reactions.

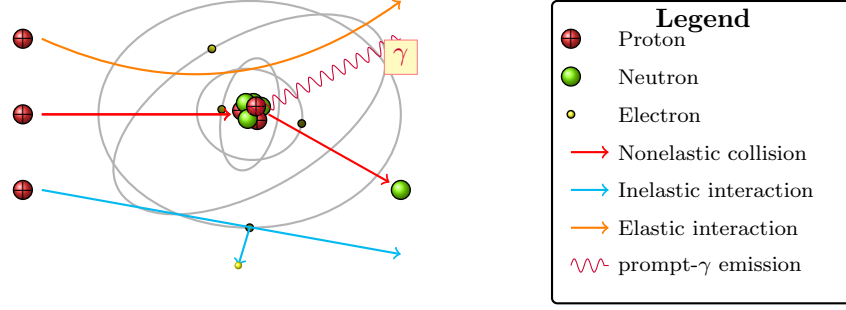


FIGURE 1. *The three main interactions of a proton with matter. A **nonelastic** proton–nucleus collision, an **inelastic** Coulomb interaction with atomic electrons and **elastic** Coulomb scattering with the nucleus.*

Inelastic collisions with electrons lead to gradual energy loss, typically described deterministically through the Bragg-Kleeman or Bethe-Bloch equation [Int93], and are responsible for the sharp rise and falloff of the Bragg peak. However, due to the stochastic nature of these collisions, protons of the same initial energy do not all stop at the same depth, leading to an inherent longitudinal spread known as range straggling [Bor97]. Angular deflections arise primarily from elastic Coulomb interactions with nuclei and are typically small but frequent, resulting in lateral beam broadening through multiple scattering [Got+93]. These deflections are well described by Brownian motion on the sphere. Occasional inelastic nuclear interactions produce discrete energy losses and secondaries such as neutrons, contributing to the dose halo and distal falloff [SPL02], but are not included in the present model, although further details can be found in [Cro+24].

Our focus is therefore on a simplified yet representative regime. This leads to a coupled system for (X_t, E_t, Ω_t) that captures the dominant physics while remaining analytically and numerically tractable.

The dynamics are described by the stochastic differential equations

$$(1) \quad \begin{aligned} dX_t &= \Omega_t dt \\ dE_t &= -S(E_t) dt \\ d\Omega_t &= \sqrt{2\epsilon(E_t)} \circ dW_t^S. \end{aligned}$$

The first equation expresses free streaming with unit velocity in the direction Ω_t . The second describes the deterministic decrease in energy, governed by the stopping power $S(E)$. The third models angular diffusion, where W_t^S is a standard Brownian motion on the unit sphere and $\epsilon(E)$ determines the scattering strength. In the simplest case, $\epsilon(E) = \epsilon_0$ may be taken constant, though in practice it is energy dependent.

The angular SDE is interpreted in the Stratonovich sense, consistent with Brownian motion on the sphere. This avoids explicit curvature drift terms and preserves the uniform distribution as the angular equilibrium law.

The stochastic description is naturally linked to a forward PDE for the particle density $\psi(t, \mathbf{x}, \boldsymbol{\omega}, e)$ in phase space. This fluence satisfies

$$(2) \quad \frac{\partial \psi}{\partial t} + \boldsymbol{\omega} \cdot \nabla_{\mathbf{x}} \psi - \frac{\partial}{\partial e} (S(e) \psi) - \epsilon(e) \Delta_{\boldsymbol{\omega}} \psi = 0,$$

with inflow boundary condition

$$(3) \quad \psi = g \quad \text{on } \Gamma_-,$$

where

$$(4) \quad \Gamma_- = \{(\mathbf{x}, \boldsymbol{\omega}, e) \in \partial D \times \mathbb{S}^2 \times \mathbb{R}^+ : \boldsymbol{\omega} \cdot \mathbf{n}(\mathbf{x}) < 0\}$$

and $\Delta_{\boldsymbol{\omega}}$ denotes the Laplace-Beltrami operator on the sphere. By the Feynman-Kac formula [Del04; KPP25], ψ admits a probabilistic representation in terms of expectations over realisations of the stochastic process (1).

2.1. Remark (Track-length parametrisation). *Equation 1* formulates the dynamics with respect to track length rather than physical time. Under a physical-time parametrisation, the transport equation for X_t would involve a velocity factor depending on the current energy E_t , rather than the unit speed assumed here. The two formulations are related by a time-change transformation, so the choice of parametrisation does not alter the underlying physics but simplifies the mathematical structure.

2.2. Stopping Power Models. The stopping power $S(E)$ characterises the mean rate of energy loss per unit path length. Microscopically it is described by the Bethe-Bloch equation [Int93], which accounts for inelastic collisions with atomic electrons. For reduced models, the Bragg-Kleeman law provides a simpler approximation,

$$(5) \quad S(E) = \frac{1}{p\alpha} E^{1-p},$$

where $\alpha > 0$ and $p \in [1, 2]$ are material-dependent parameters. This form captures the essential energy dependence of proton stopping power and is widely used in analytic descriptions of range and dose [Ash+25].

2.3. Molière Theory. The angular diffusion coefficient $\epsilon(E)$ in (1) reflects the cumulative deflections from multiple small-angle Coulomb scatterings. Physical theory and empirical evidence both support its dependence on the proton's energy. In particular, Molière's theory of multiple Coulomb scattering [Mol48] predicts that the scattering power is inversely related to the square of the particle's momentum.

In the small-angle limit, the mean squared scattering angle per unit path length satisfies

$$(6) \quad \frac{d}{dx} \langle \theta^2 \rangle \propto \frac{1}{\beta^2 p^2},$$

where $\beta = v/c$ is the dimensionless velocity and p is the momentum. For protons in the therapeutic energy range, a non-relativistic approximation gives $p \sim \sqrt{2mE}$ and $\beta^2 \sim E/m$, yielding

$$(7) \quad \epsilon(E) \propto \frac{1}{E^2}.$$

This energy dependence implies that angular diffusion intensifies at lower energies, consistent with the observed lateral beam broadening in the distal region of a proton beam.

An empirical parametrisation inspired by the Highland formula [Hig75] is

$$(8) \quad \epsilon(E) = \frac{\bar{\epsilon}}{E^2 + \epsilon_c^2},$$

where $\bar{\epsilon}$ is a reference scattering strength and ϵ_c is a regularising constant, typically in the range 5-10 MeV, calibrated to experimental beam spread.

2.4. Range Straggling. The energy loss of a charged particle in a medium is subject to statistical fluctuations due to the discrete nature of ionisation interactions. This variability, known as *range straggling*, leads to deviations in the stopping range of particles with the same initial energy. The function $T(E)$ characterises the variance of the energy loss per unit path length and is derived from statistical models of energy deposition.

The first statistical description was provided by Bohr [Boh13], who showed that for many small, independent collisions, the variance of energy loss grows proportionally to the stopping power. Landau [Lan44] refined this picture by accounting for the asymmetric tail of the energy-loss distribution. In the thick-target regime relevant to therapy beams, a standard modelling choice is

$$(9) \quad T(E) = \kappa S(E) E,$$

where κ is a medium-dependent coefficient. For the Bragg-Kleeman form of $S(E)$, one obtains

$$(10) \quad T(E) = \frac{\kappa}{p\alpha} E^{2-p}.$$

The range variance then follows from

$$(11) \quad \text{Var}(R) = \int_0^{E_0} \frac{T(E)}{S(E)^2} dE = \kappa p \alpha \int_0^{E_0} E^p dE = \kappa p \alpha \frac{E_0^{p+1}}{p+1}.$$

Solving for κ gives

$$(12) \quad \kappa = \frac{(p+1) \text{Var}(R)}{p\alpha E_0^{p+1}}.$$

Based on the measured distal 90%–10% falloff width of 1.7mm in water for a 62 MeV beam at Clatterbridge [Bon+93], the standard deviation in proton range can be estimated as $\sigma_R \approx 0.072$ cm. Substituting $\sigma_R^2 = \text{Var}(R)$ with $p = 1.77$, $\alpha = 2.2 \times 10^{-3}$, $E_0 = 62$ and $\sigma_R = 0.072$, we obtain

$$(13) \quad \kappa \approx \frac{(0.072)^2 \cdot (1.77 + 1)}{1.77 \cdot (2.2 \times 10^{-3}) \cdot 62^{2.77}} \approx 4 \times 10^{-5}.$$

In the distal falloff of the Bragg peak, nuclear interactions also contribute to broadening the range distribution. While we do not model these effects here, a description of their impact is given in [Cro+24].

2.5. Modification of the SDE to Account for Range Straggling. The deterministic energy loss model in (1) neglects fluctuations arising from the stochastic nature of energy-depositing collisions. These fluctuations lead to *range straggling*, where protons of the same initial energy exhibit a spread in stopping distance. To account for this, we introduce a stochastic term in the energy equation, with variance governed by the empirical straggling function $T(E)$. The resulting stochastic differential equation reads

$$(14) \quad \begin{aligned} dX_t &= \Omega_t dt, \\ dE_t &= -S(E_t) dt + \sqrt{T(E_t)} dW_t^E, \\ d\Omega_t &= \sqrt{2\epsilon(E_t)} \circ dW_t^S, \end{aligned}$$

where W_t^E is a standard Brownian motion in energy. This choice ensures that the energy variance grows in accordance with experimental observations of range straggling in water phantoms. The deterministic term continues to govern the average energy loss, while the stochastic term introduces variability that accounts for deviations in stopping range between different protons.

As a result of this modification, the corresponding transport equation includes a second derivative in energy, leading to

$$(15) \quad \frac{\partial \psi}{\partial t} + \omega \cdot \nabla_x \psi - \frac{\partial}{\partial e} (S(e) \psi) - \frac{1}{2} \frac{\partial^2}{\partial e^2} (T(e) \psi) - \epsilon(e) \Delta_\omega \psi = 0.$$

This additional term captures the spread in energy due to range straggling and contributes to the overall uncertainty in proton range. Its inclusion is particularly relevant in clinical proton therapy, where range uncertainties impact treatment planning and dose deposition.

We note that the coefficients $S(E)$, $T(E)$ and $\epsilon(E)$ are smooth and locally Lipschitz on $(0, \infty)$, ensuring well-posedness of the SDE system up to the point where $E_t \rightarrow 0$. One way of handling the delicate behaviour near zero is to impose a killing boundary at some small $E = E_{\min} > 0$. By imposing a killing boundary at $E = E_{\min}$, we need only consider the process on the domain $[E_{\min}, \infty)$, on which all coefficients are globally Lipschitz.

The form (9) neglects the asymmetric Landau tail in the energy-loss distribution and is most accurate in the thick-target regime where many small collisions dominate. Alternative parameterisations, such as those based on Vavilov theory [NB12], provide higher fidelity when rare large energy losses are important.

2.6. Stopping Time and Particle Killing. We define the stochastic process

$$(16) \quad \{(X_t, \Omega_t, E_t) : t \geq 0\},$$

where $X_t \in D \subset \mathbb{R}^3$, $\Omega_t \in \mathbb{S}^2$ and $E_t \in \mathbb{R}^+$ denote the proton's spatial position, direction and energy at time t , respectively. The process models the evolution of an individual proton trajectory in the phase space $D \times \mathbb{S}^2 \times \mathbb{R}^+$.

The process is defined up to a random stopping time τ , given by

$$(17) \quad \tau := \inf\{t > 0 : E_t = E_{\min} \text{ or } X_t \notin D\},$$

which corresponds to the track length at which the proton either exits the spatial domain or loses all its energy. The stopping time τ is a random variable that depends on the initial configuration (X_0, Ω_0, E_0) , though we suppress this dependence to simplify notation.

After the stopping time τ , the proton is considered to have been absorbed or exited the domain and no longer evolves. To formalise this, we extend the state space by adding a cemetery state \dagger , and define the process over $[0, \infty)$ by

$$(18) \quad (X_t, \Omega_t, E_t) := \begin{cases} (X_t, \Omega_t, E_t), & t < \tau, \\ \dagger, & t \geq \tau. \end{cases}$$

This extension ensures that the particle is well defined for all $t \geq 0$, even after the proton has exited the physical system. The cemetery state \dagger is absorbing, i.e. if the process enters \dagger at time τ , then $(X_t, \Omega_t, E_t) = \dagger$ for all $t \geq \tau$. For consistency, we define all test functions $f : (D \times \mathbb{S}^2 \times [E_{\min}, \infty)) \cup \dagger \rightarrow \mathbb{R}$ such that $f(\dagger) = 0$. In this way, the state \dagger contributes nothing to integrals, expectations or occupation measures. This convention allows us to work on the extended domain while effectively restricting calculations to the live configuration space $D \subset \mathbb{R}^3$, $\Omega_t \in \mathbb{S}^2$.

2.7. Logarithmic Transformation for Energy Positivity. In modelling proton transport, the energy variable E_t must remain strictly positive. Direct numerical simulation of its stochastic dynamics can nevertheless produce negative values due to discretisation error, especially when the diffusion coefficient is state-dependent.

Even in the deterministic case without range straggling, the energy equation exhibits a finite stopping time. For $p \in (1, 2)$, the solution

$$(19) \quad E(t) = (E_0^p - t/\alpha)^{1/p}$$

is strictly positive only up to the critical time $T = \alpha E_0^p$. As $t \rightarrow T^-$, the solution remains continuous but becomes non-differentiable as $E \rightarrow 0^+$. This illustrates the delicate behaviour near $E = 0$, even without stochasticity.

When range straggling is included, the SDE for E_t contains both a degenerate diffusion coefficient and a singular drift. Neither is locally Lipschitz at $E = 0$, violating standard conditions for existence and uniqueness of strong solutions. While the probability of E_t becoming negative may remain small for moderate times, global well-posedness is not guaranteed.

To regularise the problem and enforce positivity, we reformulate the dynamics in terms of a log-transformed energy variable. Such transformations are standard in the SDE literature as a means of stabilising dynamics and constraining state variables to their physical domains (see, e.g., [YHZ21]).

We define the logarithmic variable

$$(20) \quad Y_t = \log E_t.$$

Applying Itô's lemma, we compute

$$(21) \quad dY_t = \frac{1}{E_t} dE_t - \frac{1}{2} \frac{1}{E_t^2} (dE_t)^2.$$

Substituting the SDE for E_t ,

$$(22) \quad dE_t = -S(E_t) dt + \sqrt{T(E_t)} dW_t^E,$$

we obtain

$$(23) \quad dY_t = \frac{1}{E_t} \left(-S(E_t) dt + \sqrt{T(E_t)} dW_t^E \right) - \frac{1}{2} \frac{1}{E_t^2} T(E_t) dt.$$

Since $E_t = \exp(Y_t)$, we rewrite the equation entirely in terms of Y_t :

$$(24) \quad dY_t = \left(-S(\exp(Y_t)) \exp(-Y_t) - \frac{1}{2} T(\exp(Y_t)) \exp(-2Y_t) \right) dt + \sqrt{T(\exp(Y_t))} \exp(-Y_t) dW_t^E.$$

This reformulation ensures that Y_t evolves naturally in \mathbb{R} , so its numerical approximation cannot lead to negative values of E_t when transformed back via

$$(25) \quad E_t = \exp(Y_t).$$

2.8. Structural Properties of the Model. The system evolves in terms of (X_t, Y_t, Ω_t) , and is given by

$$(26) \quad \begin{aligned} dX_t &= \Omega_t dt, \\ dY_t &= (-S(\exp(Y_t)) \exp(-Y_t) - \frac{1}{2}T(\exp(Y_t)) \exp(-2Y_t)) dt + \sqrt{T(\exp(Y_t)) \exp(-Y_t)} dW_t^E, \\ d\Omega_t &= \sqrt{2\epsilon(\exp(Y_t))} \circ dW_t^S, \end{aligned}$$

with initial conditions

$$(27) \quad X_0 = x_0 \in D \subset \mathbb{R}^3, \quad \Omega_0 = \omega_0 \in \mathbb{S}^2, \quad Y_0 = \log E_0, \quad E_0 > 0.$$

2.9. Proposition (Energy positivity under the log transform). *Let (X_t, Y_t, Ω_t) solve (26) with $E_0 > 0$ and define $E_t := \exp(Y_t)$ for $t < \tau$, where τ is the killing time from Section 2.6. Then $E_t > 0$ almost surely for all $t < \tau$.*

Proof. By construction $Y_t \in \mathbb{R}$ with continuous sample paths for $t < \tau$ (the coefficients of (26) are locally Lipschitz on the live domain), hence $E_t = \exp(Y_t)$ is well defined and strictly positive for all $t < \tau$, almost surely. After τ the process is sent to the cemetery state and E_t is not a physical variable. \square

2.10. Proposition (Monotone decay of the expected energy). *Let (X_t, Y_t, Ω_t) solve (26) with killing time τ and set $E_t = \exp(Y_t)$ for $t < \tau$. Suppose $S(E) > 0$ for all $E > 0$ and $\mathbb{E}[S(E_t)] < \infty$ for $t < \tau$. Then for all $t < \tau$,*

$$(28) \quad \frac{d}{dt} \mathbb{E}[E_t] = \mathbb{E}[-S(E_t)] < 0$$

with strict inequality whenever $\mathbb{P}(t < \tau) > 0$.

Proof. Applying Itô's formula to $E_t = \exp(Y_t)$, we have

$$(29) \quad dE_t = \exp(Y_t) dY_t + \frac{1}{2} \exp(Y_t) (dY_t)^2.$$

Substituting the SDE for Y_t from (26), we write

$$(30) \quad dY_t = \mu_t dt + \beta_t dW_t^E,$$

$$(31) \quad \mu_t = -S(\exp(Y_t)) \exp(-Y_t) - \frac{1}{2}T(\exp(Y_t)) \exp(-2Y_t),$$

$$(32) \quad \beta_t = \sqrt{T(\exp(Y_t))} \exp(-Y_t).$$

Then the drift of E_t becomes

$$(33) \quad \frac{d}{dt} \mathbb{E}[E_t] = \mathbb{E}[\exp(Y_t) \mu_t + \frac{1}{2} \exp(Y_t) \beta_t^2].$$

Substituting the expressions for μ_t and β_t , we compute

$$(34) \quad \exp(Y_t) \mu_t = -S(\exp(Y_t)) - \frac{1}{2}T(\exp(Y_t)) \exp(-Y_t),$$

$$(35) \quad \frac{1}{2} \exp(Y_t) \beta_t^2 = \frac{1}{2}T(\exp(Y_t)) \exp(-Y_t),$$

so the T terms cancel and we obtain

$$(36) \quad \frac{d}{dt} \mathbb{E}[E_t] = -\mathbb{E}[S(E_t)],$$

which is strictly negative for all t as $S(E_t) > 0$. \square

2.11. Proposition (Stationarity and exponential mixing for constant angular diffusion). *Let $\Omega_t \in \mathbb{S}^2$ solve*

$$(37) \quad d\Omega_t = \sqrt{2\epsilon_0} \circ dW_t^S,$$

with constant $0 < \epsilon_0 \in \mathbb{R}$, where W_t^S is Brownian motion on the sphere. Let σ denote the uniform probability measure on \mathbb{S}^2 . Then σ is invariant and ergodic. Furthermore, writing the Markov semigroup as

$$(38) \quad (P_t f)(\omega) := \mathbb{E}(f(\Omega_t) \mid \Omega_0 = \omega),$$

we have, for all $f \in L^2(\mathbb{S}^2, \sigma)$ with $\int_{\mathbb{S}^2} f d\sigma = 0$,

$$(39) \quad \|P_t f\|_{L^2(\sigma)} \leq \exp(-2\epsilon_0 t) \|f\|_{L^2(\sigma)},$$

so the law of Ω_t converges exponentially fast to σ as $t \rightarrow \infty$ in L^2 . Equivalently, if ρ_t is the density of the law of Ω_t with respect to σ , then

$$(40) \quad \|\rho_t - 1\|_{L^2(\sigma)} \leq \exp(-2\epsilon_0 t) \|\rho_0 - 1\|_{L^2(\sigma)}.$$

Proof. The Stratonovich dynamics have generator

$$(41) \quad L = \epsilon_0 \Delta_{\omega}$$

on defined on $C^\infty(\mathbb{S}^2)$, which is dense in $L^2(\mathbb{S}^2, \sigma)$. Integration by parts shows that Δ_{ω} is symmetric with respect to the $L^2(\sigma)$ inner product and since $\Delta_{\omega} 1 = 0$, the uniform measure σ is invariant under the semigroup $\exp(tL)$. Now, the spectrum of $-\Delta_{\omega}$ on \mathbb{S}^2 is $\{\ell(\ell+1) : \ell = 0, 1, 2, \dots\}$ with eigenspaces given by spherical harmonics and the first non-zero eigenvalue being 2. Therefore, on the mean-zero subspace, the semigroup $P_t = \exp(tL)$ contracts as (39). Compactness and ellipticity imply uniqueness of the invariant measure and ergodicity. \square

2.12. Remark (Energy-dependent scattering). *When the angular coefficient depends on energy, the joint process obeys*

$$(42) \quad d\Omega_t = \sqrt{2\epsilon(E_t)} \circ dW_t^S,$$

so the marginal dynamics of Ω_t are time-inhomogeneous and generally non-Markovian. For each frozen energy level e , the uniform law on \mathbb{S}^2 is invariant for the generator $\epsilon(e)\Delta_{\omega}$ (since $\Delta_{\omega} 1 = 0$), but there need not exist a stationary measure for the marginal of Ω_t when coupled to E_t . If $\epsilon(E)$ grows as $E \downarrow 0$ (as suggested by Molière theory), the instantaneous angular mixing rate increases along paths as the energy decreases and, informally, conditional on survival, the angular distribution becomes rapidly isotropic.

2.13. Remark (Long-time behaviour prior to killing). *Let τ be the killing time from §2.6. On $t < \tau$, the components of (26) exhibit distinct trends. The energy decreases on average and, under mild regularity, $E_t \rightarrow 0$ almost surely as $t \uparrow \tau$. If $\epsilon(E)$ increases as $E \downarrow 0$, the angular motion mixes faster and the conditional law of Ω_t approaches isotropy before killing. The position exhibits increasing lateral spread due to angular diffusion with killing at $E_{\min} > 0$, X_t is only defined on $[0, \tau)$, after which the process is sent to the cemetery state.*

3. EULER–MARUYAMA DISCRETISATION

To solve the stochastic system numerically, we begin by applying the Euler–Maruyama method, an explicit scheme for approximating solutions to SDEs. While straightforward to implement, this scheme fails to preserve key structural properties of the continuous dynamics, motivating the development of geometric alternatives in the next section.

3.1. Time Discretisation. Let $\{t_n\}_{n=0}^N$ be a uniform discretisation of the time interval $[0, T]$ with step size h , where

$$(43) \quad t_n = nh, \quad \text{for } n = 0, 1, \dots, N, \quad \text{with } h = \frac{T}{N}.$$

We denote the discrete approximations of X_t , Y_t and Ω_t at time t_n by X_n , Y_n and Ω_n , respectively. The corresponding energy variable is given by $E_n = \exp(Y_n)$.

3.2. Euler–Maruyama Approximation. Applying the Euler–Maruyama scheme to the system (26), we obtain the updates

$$(44) \quad \begin{aligned} X_{n+1} &= X_n + h\Omega_n, \\ Y_{n+1} &= Y_n - hS(\exp(Y_n)) \exp(-Y_n) - \frac{h}{2}T(\exp(Y_n)) \exp(-2Y_n) + \sqrt{T(\exp(Y_n)) \exp(-Y_n)} \xi_n^E, \\ \Omega_{n+1} &= (1 - \epsilon_0 h) \Omega_n + \sqrt{2\epsilon_0} \xi_n^S. \end{aligned}$$

Here, ξ_n^E denotes a Gaussian increment with distribution $\mathcal{N}(0, h)$ and the angular increment ξ_n^S is constructed by projecting standard Gaussian noise onto the tangent space at Ω_n , that is,

$$(45) \quad \xi_n^S = (I - \Omega_n \Omega_n^\top) \eta_n, \quad \eta_n \sim \mathcal{N}(0, hI_3).$$

3.3. Properties and Convergence Notes. The Euler–Maruyama scheme is a first-order method that achieves strong convergence of order $O(h^{1/2})$ for SDEs with globally Lipschitz coefficients [Klo+92]. In our setting, the energy equation involves nonlinear drift and diffusion terms that are not globally Lipschitz in E_t , due to their power-law form. This precludes direct application of standard convergence theory.

Imposing a killing boundary at $E = E_{\min} > 0$ restricts the state space to a compact subdomain on which the coefficients are Lipschitz, ensuring existence and uniqueness and retaining the $O(h^{1/2})$ convergence rate in practice. Whether one works directly with E_t or with the log-energy variable $Y_t = \log E_t$, this restriction makes the coefficients Lipschitz on the relevant domain. In the log-transformed setting they are globally Lipschitz on \mathbb{R} , so the standard Euler–Maruyama convergence theory applies directly.

3.4. Remark (Loss of Structure under Euler Discretisation). *While Euler–Maruyama is consistent, it does not preserve key geometric properties of the SDE system (26).*

For the angular dynamics, the update does not maintain a unit-norm constraint, so the iterates drift off the sphere. Post hoc projection can restore the norm constraint, but this introduces bias and destroys the invariant measure structure of the continuous angular diffusion. In particular, for constant diffusion, the uniform distribution on \mathbb{S}^2 is invariant under the continuous dynamics (Proposition 2.11) but not under the discretised scheme. These discrepancies accumulate in long-time simulations and compromise the fidelity of angular marginals.

For the energy dynamics, direct discretisation of E_t can also produce negative energies, since the Gaussian increment may outweigh the deterministic drift. This violates the strict positivity of physical energy and can lead to instability. The log-transformed formulation avoids this issue by evolving $Y_t = \log E_t$ in \mathbb{R} , ensuring that $E_n = \exp(Y_n)$ remains strictly positive at all times.

3.5. Geometric Angular Update. A common workaround for norm-constraint violation is to apply an explicit normalisation after each Euler update, that is post-process

$$(46) \quad \Omega_{n+1} = (1 - \epsilon_0 h) \Omega_n + \sqrt{2\epsilon_0} \xi_n^S, \quad \Omega_{n+1} \leftarrow \frac{\Omega_{n+1}}{|\Omega_{n+1}|}.$$

While this projection enforces norm preservation, it introduces a statistical bias as the renormalisation step distorts the distribution of Ω_n and breaks consistency with the continuous SDE.

A more consistent approach is to update Ω_n using the exponential map on the sphere

$$(47) \quad \Omega_{n+1} = \text{Exp}_{\Omega_n}(\sqrt{2\epsilon_0} \xi_n^S),$$

where Exp_{Ω_n} denotes the Riemannian exponential map on the sphere. This operation transports Ω_n along the geodesic determined by ξ_n^S , ensuring that the update remains on the sphere while preserving the correct diffusion behaviour.

3.6. Remark (Exact Simulation of Angular Process with Constant ϵ). *When $\epsilon = \epsilon_0$ is constant the process admits a symmetry reduction that allows exact sampling from the transition law [MMB20; BR05]. Specifically, by rotating the coordinate system so that the initial direction aligns with the north pole, the process reduces to a time-homogeneous Wright–Fisher diffusion for the polar angle. This permits exact simulation of Ω_t by drawing from known distributions on \mathbb{S}^2 , conditioned on the elapsed time and initial orientation. This method provides exact marginal samples and bypasses the need for time stepping when only the angular position at fixed time is required [Cro+24]. For energy-dependent $\epsilon(E)$, in general no such reduction is available and time discretisation is necessary.*

3.7. Theorem (Strong Convergence of the Geometric Euler Scheme). *Let (X_t, Y_t, Ω_t) be the solution to the log-transformed SDE system (26), with $E_t = \exp(Y_t)$. Let (X_n, Y_n, Ω_n) denote the numerical approximation given by the geometric Euler scheme*

$$(48) \quad \begin{aligned} X_{n+1} &= X_n + h\Omega_n, \\ Y_{n+1} &= Y_n - hS(\exp(Y_n))\exp(-Y_n) - \frac{h}{2}T(\exp(Y_n))\exp(-2Y_n) + \sqrt{T(\exp(Y_n))\exp(-Y_n)}\xi_n^E, \\ \Omega_{n+1} &= \text{Exp}_{\Omega_n}\left(\sqrt{2\epsilon(\exp(Y_n))}\xi_n^S\right), \end{aligned}$$

where $\xi_n^E \sim \mathcal{N}(0, h)$ is a scalar Gaussian increment for the energy noise, and $\xi_n^S \sim \mathcal{N}(0, hI_3)$ is a tangent vector sampled in $T_{\Omega_n}\mathbb{S}^2$. The map Exp_{Ω_n} denotes the exponential map on the sphere. Then the scheme

satisfies the strong convergence estimate

$$(49) \quad \mathbb{E} \left[\sup_{0 \leq n \leq N} (|X_n - X(t_n)|^2 + |E_n - E(t_n)|^2 + |\Omega_n - \Omega(t_n)|^2) \right] \leq Ch,$$

where $E_n = \exp(Y_n)$ and C is a constant independent of h . That is, the method converges strongly with order $O(h^{1/2})$.

Proof. We begin with the energy variable. The drift and diffusion coefficients in the Y_t SDE are given by smooth compositions of the form $S(\exp(y)) \exp(-y)$ and $T(\exp(y)) \exp(-2y)$, which are smooth and locally Lipschitz for $y \in \mathbb{R}$ provided $T > 0$ since $E_{\min} > 0$. Although they do not satisfy global linear growth conditions due to their exponential decay as $y \rightarrow -\infty$, the solution Y_t remains bounded with high probability on finite time intervals, since the energy process $E_t = \exp(Y_t)$ decays over time.

Therefore, the Euler–Maruyama scheme applied to Y_t converges strongly with order $O(h^{1/2})$, by standard localisation arguments (see [Klo+92, Thm 10.2.2]). We obtain

$$(50) \quad \mathbb{E} \left[\sup_{0 \leq n \leq N} |Y_n - Y(t_n)|^2 \right] \leq Ch,$$

and thus, by smoothness of the exponential,

$$(51) \quad \mathbb{E} \left[\sup_{0 \leq n \leq N} |E_n - E(t_n)|^2 \right] \leq Ch.$$

For the angular variable we proceed by estimating the error via the identity

$$(52) \quad \Omega_{n+1} - \Omega(t_{n+1}) = \left[\text{Exp}_{\Omega_n} \left(\sqrt{2\epsilon(E_n)} \xi_n^S \right) - \text{Exp}_{\Omega(t_n)} \left(\sqrt{2\epsilon(E(t_n))} \xi_n^S \right) \right] + \delta_n,$$

where $\delta_n = \text{Exp}_{\Omega(t_n)} \left(\sqrt{2\epsilon(E(t_n))} \xi_n^S \right) - \Omega(t_{n+1})$ denotes the local discretisation error. The first term is controlled via Lipschitz continuity of the exponential map in both base point and argument

$$(53) \quad \left| \text{Exp}_{\Omega_n} \left(\sqrt{2\epsilon(E_n)} \xi_n^S \right) - \text{Exp}_{\Omega(t_n)} \left(\sqrt{2\epsilon(E(t_n))} \xi_n^S \right) \right| \leq C(|\Omega_n - \Omega(t_n)| + |E_n - E(t_n)|) |\xi_n^S|.$$

Taking expectations and using $|\xi_n^S| = O(h^{1/2})$ in mean square, and $|E_n - E(t_n)| = O(h^{1/2})$, we obtain

$$(54) \quad \mathbb{E} \left[|\Omega_{n+1} - \Omega(t_{n+1})|^2 \right] \leq (1 + Ch) \mathbb{E} \left[|\Omega_n - \Omega(t_n)|^2 \right] + Ch^2.$$

By Grönwall's inequality, this implies

$$(55) \quad \mathbb{E} \left[\sup_{0 \leq n \leq N} |\Omega_n - \Omega(t_n)|^2 \right] \leq Ch.$$

Finally, the position update is deterministic and, upon noting

$$(56) \quad X(t_{n+1}) = X(t_n) + \int_{t_n}^{t_{n+1}} \Omega(s) ds,$$

subtracting and taking norms,

$$(57) \quad |X_{n+1} - X(t_{n+1})| \leq |X_n - X(t_n)| + h |\Omega_n - \Omega(t_n)| + \left| \int_{t_n}^{t_{n+1}} (\Omega(t_n) - \Omega(s)) ds \right|.$$

The last term is $O(h^{3/2})$ in mean square due to Hölder continuity of Ω_t . Using the previous bound on the angular error, we conclude

$$(58) \quad \mathbb{E} \left[\sup_{0 \leq n \leq N} |X_n - X(t_n)|^2 \right] \leq Ch^2,$$

completing the proof. □

3.8. Remark (Structure preservation under the geometric Euler scheme). *The log-transformed geometric Euler scheme (48) retains the main structural features of the continuous dynamics (26). The logarithmic variable guarantees that the numerical energy iterates satisfy $E_n > 0$ for all n , without requiring projection or truncation. The exponential-map update enforces unitary angle at every step, so the angular trajectory remains on \mathbb{S}^2 by construction.*

When diffusion is constant, the angular dynamics coincide with Brownian motion on \mathbb{S}^2 and the scheme is consistent with convergence to the uniform distribution (cf. Proposition 2.11). When $\epsilon = \epsilon(E_t)$ depends on the energy, the angular update still preserves the sphere constraint, but stationarity with respect to the uniform law is lost. In this regime, the long-time distribution of Ω_n reflects the coupling between energy loss and angular diffusion rather than an invariant measure on \mathbb{S}^2 .

3.9. Illustrative Numerical Example - Angular Drift in Two Dimensions. To highlight the structural deficiencies of the naive Euler scheme, we consider angular diffusion on the unit circle \mathbb{S}^1 , discretised over a long time interval. We compare the standard Euler update

$$(59) \quad \Omega_{n+1} = \Omega_n(1 - \epsilon h) + \sqrt{2\epsilon h} \xi_n, \quad \xi_n \sim \mathcal{N}(0, I_2),$$

applied both with and without explicit renormalisation, against the structure-preserving update based on the exponential map. In two dimensions, this corresponds to a rotation

$$(60) \quad \Omega_{n+1} = \text{Rot}(\theta_n) \Omega_n, \quad \theta_n = \sqrt{2\epsilon h} \lambda_n, \quad \lambda_n \sim \mathcal{N}(0, 1).$$

The naive Euler scheme accumulates norm error and introduces bias in the angular distribution, particularly in long-time simulations. In contrast, the exponential map method preserves the unit-norm constraint exactly and reproduces the expected uniform distribution in angle.

Figure 2 shows representative trajectories and histograms of sampled angles after $N = 10^5$ steps with time step $h = 10^{-2}$. The difference in long-time behaviour is clearly visible.

4. HIGHER-ORDER STRUCTURE-PRESERVING SCHEMES

For applications requiring higher accuracy, we now construct second-order structure-preserving schemes for both the angular and energy components. For the energy dynamics, we apply a Milstein discretisation to the log-transformed variable $Y_t = \log(E_t)$, ensuring positivity while achieving strong $O(h)$ convergence. The angular integrator is then based on the Runge–Kutta–Munthe–Kaas (RKMK) framework, which lifts the dynamics into the Lie algebra, performs a higher-order update and maps back to the sphere via the exponential map [Mun+22a]. These two components are combined into a fully structure-preserving scheme for the coupled system.

4.1. Log-Energy Milstein Scheme. The evolution of energy follows the stochastic differential equation

$$(61) \quad dE_t = -S(E_t) dt + \sqrt{T(E_t)} dW_t^E.$$

To improve numerical accuracy while preserving the positivity of energy, we apply a second-order Milstein discretisation to the logarithmic variable $Y_t = \log(E_t)$. This approach avoids the need for artificial projection and ensures that the reconstructed energy $E_t = \exp(Y_t)$ remains strictly positive.

Applying Itô's lemma, the log-transformed SDE takes the form

$$(62) \quad dY_t = \left(-S(\exp(Y_t)) \exp(-Y_t) - \frac{1}{2} T(\exp(Y_t)) \exp(-2Y_t) \right) dt + \sqrt{T(\exp(Y_t)) \exp(-Y_t)} dW_t^E.$$

Applying the Milstein scheme to this SDE yields the update

$$(63) \quad \begin{aligned} Y_{n+1} = & Y_n - h S(\exp(Y_n)) \exp(-Y_n) - \frac{h}{2} T(\exp(Y_n)) \exp(-2Y_n) + \sqrt{T(\exp(Y_n)) \exp(-Y_n)} \xi_n^E \\ & + \frac{1}{2} \left(\frac{T'(\exp(Y_n)) \exp(-Y_n)}{2} - T(\exp(Y_n)) \exp(-2Y_n) \right) ((\xi_n^E)^2 - h), \end{aligned}$$

where $\xi_n^E \sim \mathcal{N}(0, h)$.

4.2. Lemma (Positivity and strong order 1 for the log-energy Milstein scheme). *Let E_t solve (61) on $[0, T]$ with initial $E_0 > E_{\min} > 0$ and impose killing at E_{\min} . Assume $S, T \in C^2([E_{\min}, \infty))$, $T(E) \geq c_0 > 0$ on*

$[E_{\min}, \infty)$. Let $Y_t = \log E_t$ and let Y_n be defined by the Milstein update (63) with stepsize $h = T/N$, and set $E_n = \exp(Y_n)$. Then, $E_n > 0$ for all n , and there exists a constant C (independent of h) such that

$$(64) \quad \mathbb{E} \left[\sup_{0 \leq n \leq N} |E_n - E(t_n)|^2 \right] \leq Ch^2.$$

In particular, E_n converges to $E(t_n)$ with strong order 1.

Proof. Positivity is immediate since $E_n = \exp(Y_n)$. Write the log-energy SDE as

$$(65) \quad \begin{aligned} dY_t &= \mu(Y_t) dt + b(Y_t) dW_t^E, \\ \mu(y) &= -S(\exp(y)) \exp(-y) - \frac{1}{2}T(\exp(y)) \exp(-2y) \\ b(y) &= \sqrt{T(\exp(y))} \exp(-y). \end{aligned}$$

Because $E_t \in [E_{\min}, \infty)$ up to the killing time and $S, T \in C^2([E_{\min}, \infty))$ with bounded derivatives, the compositions $\mu, b \in C_b^2(\mathbb{R})$ (globally Lipschitz with bounded first and second derivatives). Hence the classical Milstein convergence theorem (see, e.g., [Klo+92, Thm. 10.6.2]) applies to the scheme (63), giving

$$(66) \quad \mathbb{E} \left[\sup_{0 \leq n \leq N} |Y_n - Y(t_n)|^2 \right] \leq Ch^2.$$

To transfer this estimate to $E = \exp(Y)$, use the mean value theorem. For each n there exists ζ_n between Y_n and $Y(t_n)$ such that

$$(67) \quad |E_n - E(t_n)| = |\exp(Y_n) - \exp(Y(t_n))| = \exp(\zeta_n) |Y_n - Y(t_n)|.$$

Since $E(t) \geq E_{\min}$ up to killing and $E_n = \exp(Y_n) > 0$, we have $\exp(\zeta_n) \leq C$ uniformly on $[0, T]$ (the constant depends on E_{\min} and on a moment bound for E but not on h). Squaring and taking the supremum over n ,

$$(68) \quad \sup_{0 \leq n \leq N} |E_n - E(t_n)|^2 \leq C \sup_{0 \leq n \leq N} |Y_n - Y(t_n)|^2.$$

Taking expectations and combining with the Milstein bound for Y yields the desired result. \square

4.3. Lie-Group Angular Integrator. At each $\Omega \in \mathbb{S}^2$, choose an oriented orthonormal frame $\{u_1(\Omega), u_2(\Omega)\}$ of the tangent plane $T_\Omega \mathbb{S}^2$ (with $u_1(\Omega) \times u_2(\Omega) = \Omega$) and define the tangent vector fields

$$(69) \quad \sigma_i(\Omega) := u_i(\Omega) \times \Omega, \quad i = 1, 2.$$

The particular smooth frame chosen does not affect the law of the process, all such choices generate the same operator on functions of Ω .

With this notation, the angular dynamics are the Stratonovich SDE

$$(70) \quad d\Omega_t = \sqrt{2\epsilon(E_t)} (\sigma_1(\Omega_t) \circ dW_t^{(1)} + \sigma_2(\Omega_t) \circ dW_t^{(2)}),$$

where $W^{(1)}, W^{(2)}$ are independent standard Brownian motions. The fields σ_1, σ_2 are smooth, tangent and satisfy the commutator identity

$$(71) \quad [\sigma_1, \sigma_2](\Omega) = -\Omega,$$

so they do not commute. This bracket (a rotation about the normal axis) is the source of the Lévy–area correction in strong order-1 integrators.

Writing $\Omega = (\sin(\theta) \cos(\phi), \sin(\theta) \sin(\phi), \cos(\theta))$, a standard orthonormal frame (smooth away from the poles) is

$$(72) \quad u_1(\Omega) = (\cos(\theta) \cos(\phi), \cos(\theta) \sin(\phi), -\sin(\theta)), \quad u_2(\Omega) = (-\sin(\phi), \cos(\phi), 0).$$

Over one step $[t_n, t_{n+1}]$ we first approximate the diffusion clock increment

$$(73) \quad \Delta\gamma_n := h(\epsilon(E_n) + \epsilon(E_{n+1})) \approx 2 \int_{t_n}^{t_{n+1}} \epsilon(E_s) ds =: \Delta\gamma_n^{\text{ex}}$$

which acts as the process's internal time. Careful discretisation ensures consistency across components and prevents numerical time paradoxes.

Now draw $(\Delta W_n^{(1)}, \Delta W_n^{(2)}) \sim \mathcal{N}(0, \Delta \gamma_n I_2)$ and a scalar Lévy area

$$(74) \quad A_n := \frac{1}{2} \int_{t_n}^{t_{n+1}} (\mathrm{d}W_s^{(1)} \mathrm{d}W_s^{(2)} - \mathrm{d}W_s^{(2)} \mathrm{d}W_s^{(1)}),$$

using, e.g., the Wiktorsson method. For two driving dimensions, A_n has mean 0, variance $\Delta \gamma_n^2/12$ and must be simulated *jointly* with $(\Delta W_n^{(1)}, \Delta W_n^{(2)})$.

Define the Lie algebra increment

$$(75) \quad \xi_n := \Delta W_n^{(1)} u_1(\Omega_n) + \Delta W_n^{(2)} u_2(\Omega_n) - A_n \Omega_n.$$

Finally, perform the angular update as a rotation

$$(76) \quad \Omega_{n+1} = \text{Exp}_{\Omega_n}(\xi_n).$$

4.4. Lemma (Angular strong order 1). *Assume the conditions of Lemma 4.2 hold. Suppose the diffusion clock (73) is approximated by an adapted quadrature based on the Milstein energy such that*

$$(77) \quad \mathbb{E}[|\Delta \gamma_n - \Delta \gamma_n^{\text{ex}}|^2] = O(h^3).$$

With the Lie Algebra element defined by (75) and the update (76), there exists $C > 0$ independent of h such that

$$(78) \quad \mathbb{E} \left[\sup_{0 \leq n \leq N} |\Omega_n - \Omega(t_n)|^2 \right] \leq Ch^2.$$

Proof. Define the clock $\gamma(t) = 2 \int_0^t \epsilon(E_s) \mathrm{d}s$ and let $s_n = \gamma(t_n)$, so $\Delta \gamma_n^{\text{ex}} = s_{n+1} - s_n$. Consider the time-changed process $\tilde{\Omega}_s := \Omega_{\gamma^{-1}(s)}$. By the time-change theorem for Stratonovich SDEs, $\tilde{\Omega}$ solves on $[s_n, s_{n+1}]$

$$(79) \quad \mathrm{d}\tilde{\Omega}_s = \sigma_1(\tilde{\Omega}_s) \circ \mathrm{d}B_s^{(1)} + \sigma_2(\tilde{\Omega}_s) \circ \mathrm{d}B_s^{(2)},$$

where $B^{(1)}, B^{(2)}$ are independent Brownian motions in the clock s . Let $\Delta B_n^{(i)} = B_{s_{n+1}}^{(i)} - B_{s_n}^{(i)}$ and $A_n^{\text{ex}} = \frac{1}{2} \int_{s_n}^{s_{n+1}} (\mathrm{d}B_s^{(1)} \mathrm{d}B_s^{(2)} - \mathrm{d}B_s^{(2)} \mathrm{d}B_s^{(1)})$. The Stratonovich stochastic Taylor expansion for smooth vector fields σ_i on the compact manifold \mathbb{S}^2 yields

$$(80) \quad \tilde{\Omega}_{s_{n+1}} = \tilde{\Omega}_{s_n} + \sum_{i=1}^2 \sigma_i(\tilde{\Omega}_{s_n}) \Delta B_n^{(i)} + [\sigma_1, \sigma_2](\tilde{\Omega}_{s_n}) A_n^{\text{ex}} + R_n^{\text{ex}},$$

with a remainder satisfying

$$(81) \quad \mathbb{E}[|R_n^{\text{ex}}|^2] \leq C(\Delta \gamma_n^{\text{ex}})^3.$$

Here all coefficients and their derivatives are bounded because \mathbb{S}^2 is compact and terms of weight $\geq 3/2$ in the Stratonovich hierarchy contribute $O((\Delta \gamma_n^{\text{ex}})^{3/2})$ in RMS, hence $O((\Delta \gamma_n^{\text{ex}})^3)$ in mean square. Moreover, with the oriented frame $u_1 \times u_2 = \Omega$ one has $[\sigma_1, \sigma_2](\Omega) = -\Omega$.

Now, freeze the frame at Ω_n and form

$$(82) \quad \xi_n = \Delta W_n^{(1)} u_1(\Omega_n) + \Delta W_n^{(2)} u_2(\Omega_n) - A_n \Omega_n,$$

with $(\Delta W_n^{(1)}, \Delta W_n^{(2)}, A_n)$ sampled over duration $\Delta \gamma_n$. For small ξ , the Riemannian exponential on \mathbb{S}^2 admits the expansion

$$(83) \quad \text{Exp}_{\Omega_n}(\xi) = \Omega_n + \sigma_1(\Omega_n) \Delta W_n^{(1)} + \sigma_2(\Omega_n) \Delta W_n^{(2)} + [\sigma_1, \sigma_2](\Omega_n) A_n + \hat{R}_n,$$

where $\mathbb{E}[\|\hat{R}_n\|^2] \leq C(\Delta \gamma_n)^3$. This follows by writing the update as the rotation $\exp([\xi_n]_{\times}) \Omega_n$ (with $[\cdot]_{\times}$ the skew matrix), expanding the flow map in the Lie algebra via the Baker–Campbell–Hausdorff series and using $|\xi_n| = O((\Delta \gamma_n)^{1/2})$ in RMS and the bracket identity $[\sigma_1, \sigma_2](\Omega_n) = -\Omega_n$. The cubic bound on \hat{R}_n in mean square is a consequence of the smoothness of the exponential map on the compact manifold and the boundedness of the fields and their derivatives.

We now compare the exact clock increments $(\Delta B_n^{(i)}, A_n^{\text{ex}})$ over $\Delta\gamma_n^{\text{ex}}$ with the simulated increments $(\Delta W_n^{(i)}, A_n)$ over $\Delta\gamma_n$. By construction

$$(84) \quad \mathbb{E}[|\Delta W_n - \Delta B_n|^2] = \mathbb{E}[|\Delta\gamma_n - \Delta\gamma_n^{\text{ex}}|^2] = O(h^{3/2})$$

in RMS, hence $O(h^3)$ in mean square. Similarly, $\mathbb{E}[|A_n - A_n^{\text{ex}}|^2] = O(h^3)$ because $\text{Var}(A) = \Delta\gamma^2/12$ and the variance error is $O(h^3)$. Since the coefficients σ_i and the bracket are bounded, replacing $(\Delta B_n^{(i)}, A_n^{\text{ex}})$ by $(\Delta W_n^{(i)}, A_n)$ in the expansions (80) and in the numerical update produces a mean-square perturbation of order $O(h^3)$.

Combining the above and identifying $\tilde{\Omega}_{s_n} = \Omega(t_n)$, the one-step error in clock time satisfies

$$(85) \quad \mathbb{E}[|\Omega_{n+1} - \Omega(t_{n+1})|^2 | \mathcal{F}_{t_n}] \leq (1 + Ch)\|\Omega_n - \Omega(t_n)\|^2 + Ch^3,$$

since $\Delta\gamma_n^{\text{ex}} = O(h)$ and all Lipschitz constants are uniform (on the compact manifold). Taking expectations and iterating yields

$$(86) \quad \mathbb{E}[|\Omega_{n+1} - \Omega(t_{n+1})|^2] \leq (1 + Ch)\mathbb{E}[|\Omega_n - \Omega(t_n)|^2] + Ch^3.$$

By the discrete Grönwall lemma this gives $\mathbb{E}[|\Omega_n - \Omega(t_n)|^2] \leq Ch^2$ uniformly in n . A standard Doob-Kolmogorov argument then yields the desired result. \square

4.5. Theorem (Strong convergence of the full scheme). *Suppose the conditions of Lemmata 4.2 and 4.4 hold. Let the tuple (X_t, Y_t, Ω_t) solve the SDE system (26) on $[0, T]$, with killing at $E_{\min} > 0$. Let $(X_n, Y_n, \Omega_n)_n$ be the numerical approximation given by*

$$(87) \quad \begin{aligned} X_{n+1} &= X_n + h\Omega_n, \\ Y_{n+1} &= Y_n - hS(\exp(Y_n))\exp(-Y_n) - \frac{h}{2}T(\exp(Y_n))\exp(-2Y_n) + \sqrt{T(\exp(Y_n))}\exp(-Y_n)\xi_n^E \\ &\quad + \frac{1}{2}\left(\frac{T'(\exp(Y_n))\exp(-Y_n)}{2} - T(\exp(Y_n))\exp(-2Y_n)\right)((\xi_n^E)^2 - h), \\ \Omega_{n+1} &= \text{Exp}_{\Omega_n}(\xi_n), \end{aligned}$$

with ξ_n prescribed by (75) and $E_n = \exp Y_n$.

Then, there exists $C > 0$ independent of h such that

$$(88) \quad \mathbb{E}\left[\sup_{0 \leq n \leq N} (|X_n - X(t_n)|^2 + |E_n - E(t_n)|^2 + |\Omega_n - \Omega(t_n)|^2)\right] \leq Ch^2.$$

Proof. By Lemma 4.2 we have

$$(89) \quad \mathbb{E}\left[\sup_{0 \leq n \leq N} |E_n - E(t_n)|^2\right] \leq Ch^2,$$

and by Lemma 4.4,

$$(90) \quad \mathbb{E}\left[\sup_{0 \leq n \leq N} |\Omega_n - \Omega(t_n)|^2\right] \leq Ch^2.$$

It remains to bound the spatial error. Write

$$(91) \quad X_{n+1} - X(t_{n+1}) = (X_n - X(t_n)) + h(\Omega_n - \Omega(t_n)) + \int_{t_n}^{t_{n+1}} (\Omega(t_n) - \Omega(s)) \, ds.$$

Taking norms, squaring and using $(a + b + c)^2 \leq 3(a^2 + b^2 + c^2)$,

$$(92) \quad |X_{n+1} - X(t_{n+1})|^2 \leq 3|X_n - X(t_n)|^2 + 3h^2|\Omega_n - \Omega(t_n)|^2 + 3\left|\int_{t_n}^{t_{n+1}} (\Omega(t_n) - \Omega(s)) \, ds\right|^2.$$

For the last term, by Cauchy-Schwarz,

$$(93) \quad \left|\int_{t_n}^{t_{n+1}} (\Omega(t_n) - \Omega(s)) \, ds\right|^2 \leq h \int_{t_n}^{t_{n+1}} |\Omega(t_n) - \Omega(s)|^2 \, ds.$$

Since Ω is a diffusion with smooth coefficients on the compact manifold \mathbb{S}^2 , $\mathbb{E}[|\Omega(t_n) - \Omega(s)|]^2 \leq C|s - t_n|$. Hence

$$(94) \quad \mathbb{E} \left[\left| \int_{t_n}^{t_{n+1}} (\Omega(t_n) - \Omega(s)) \, ds \right|^2 \right] \leq Ch \int_{t_n}^{t_{n+1}} (s - t_n) \, ds = Ch^3.$$

Taking expectations in the recursive bound and summing, we get

$$(95) \quad \mathbb{E}[|X_{n+1} - X(t_{n+1})|^2] \leq (1 + Ch)\mathbb{E}[|X_n - X(t_n)|^2] + Ch^2\mathbb{E}[|\Omega_n - \Omega(t_n)|^2] + Ch^3.$$

Using $\mathbb{E}[\sup_n |\Omega_n - \Omega(t_n)|^2] \leq Ch^2$ from Lemma 4.4 and applying the discrete Grönwall lemma yields

$$(96) \quad \mathbb{E} \left[\sup_{0 \leq n \leq N} |X_n - X(t_n)|^2 \right] \leq Ch^2.$$

Combining the three componentwise bounds proves the stated estimate. \square

4.6. Remark (Structure preservation under the higher-order scheme). *The structure preserving features of the geometric Euler method are retained by the higher accuracy scheme. In energy, the Milstein update for the log variable preserves positivity exactly and improves pathwise accuracy to strong order 1 without any projection. In angle, the update is performed intrinsically on \mathbb{S}^2 via the exponential map, so the unit-norm constraint is preserved exactly at every step. For the angular accuracy incorporating the Lévy-area terms yield a Milstein/Castell-Gaines integrator of strong order 1.*

These refinements do not alter the geometric or physical constraints of the model, but they do improve convergence rates while maintaining fidelity to the manifold structure. The full scheme therefore remains confined to the physically admissible state space and is well suited to long time simulation and to sensitivity computations.

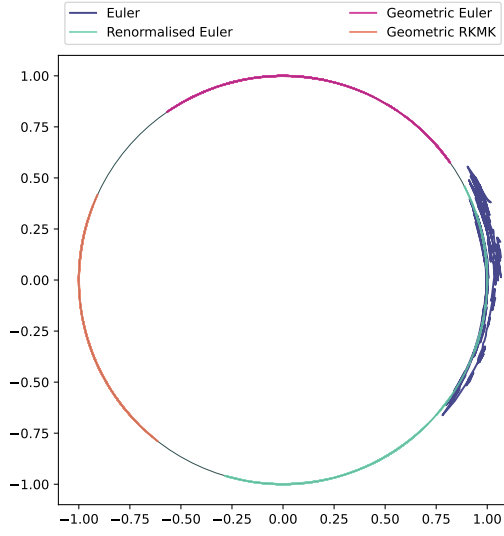
4.7. Numerical Examples. To illustrate the improved behaviour of the higher-order scheme, we repeat the angular diffusion experiment from the previous section, now using the second-order RKMK method. The update remains constrained to the unit sphere but achieves higher pathwise accuracy and better approximation of the long-time distribution. Figure 2 shows the angular trajectory and empirical histogram for $\Omega_n \in \mathbb{S}^1$ over a long simulation. Compared to the first-order geometric method, the second-order update yields comparable geometric fidelity while providing reduced bias in the angular statistics and improved convergence in observable quantities.

4.8. Example (Strong convergence). *We illustrate the strong convergence rates of the numerical schemes used to approximate the SDE systems Equation 1 and Equation 14, following the constructions in section 3 and section 4. Model parameters are fixed as $\alpha = 0.022$, $p = 1.77$, $\kappa = 0.075$, $\epsilon_0 = 10^{-5}$.*

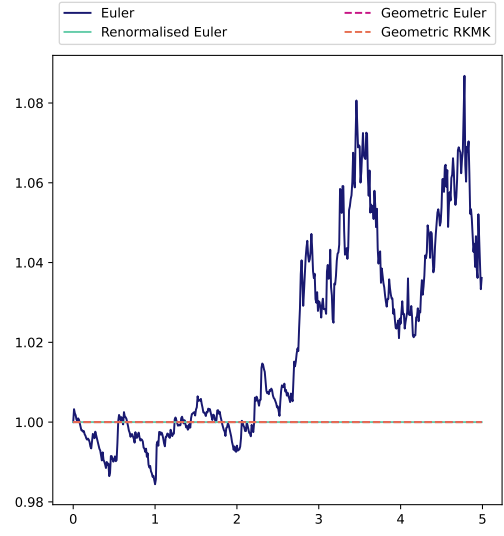
The strong error is computed at final time $T = 0.1$, relative to a reference solution obtained with step size $h = 10^{-4}$ and averaged over 1000 independent sample paths. The results are shown in Figure 3. For the angular component, Figure 3a shows the Geometric Euler scheme, which attains strong order 1/2, while Figure 3b shows the Geometric RKMK scheme with Lévy areas, which attains strong order 1. For the energy component, the Euler-Maruyama and Milstein schemes (together with their log-transformed variants) achieve the theoretically expected rates of order 1/2 and 1. For the spatial component, the deterministic Euler update is sufficient to obtain order 1, since the X_t -equation contains no diffusion term.

5. SENSITIVITY OF QUANTITIES OF INTEREST

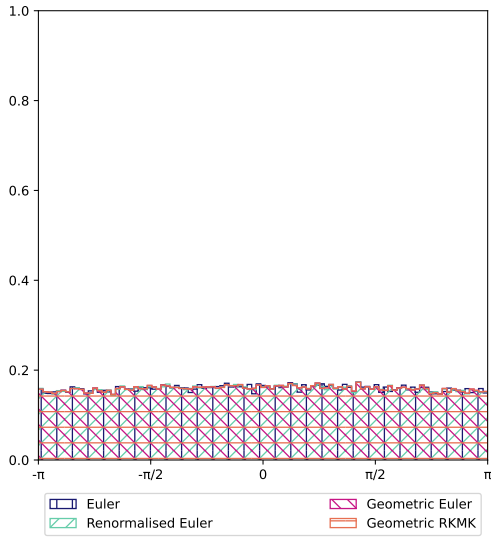
The energy dynamics in (26) depend on the parameters α , p and κ , which enter through the Bragg-Kleeman stopping power law and the straggling variance. In practice, these parameters are often uncertain, require calibration, or must be analysed for their influence on physically relevant observables. It is therefore natural to study the sensitivity of such quantities of interest with respect to variations in α , p and κ .



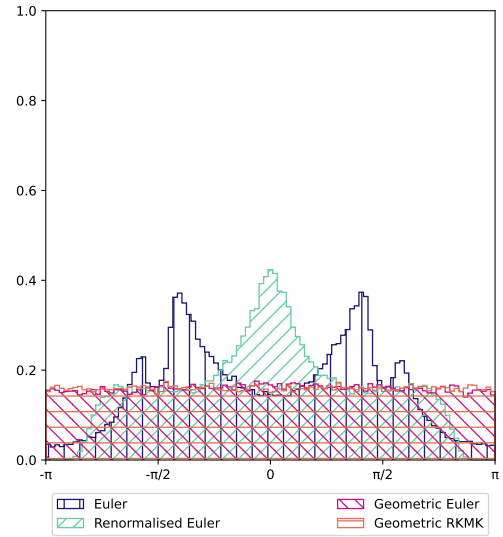
(A) Trajectory on the circle over time.
 $h = 0.01, T = 5, \epsilon_0 = 0.1$



(B) Norm of direction vector Ω_n over time.
 $h = 0.01, T = 5, \epsilon_0 = 0.1$



(C) Histogram of angles $\arg(\Omega_n)$ at final time.
 $h = 0.01, T = 40, \epsilon_0 = 0.1$

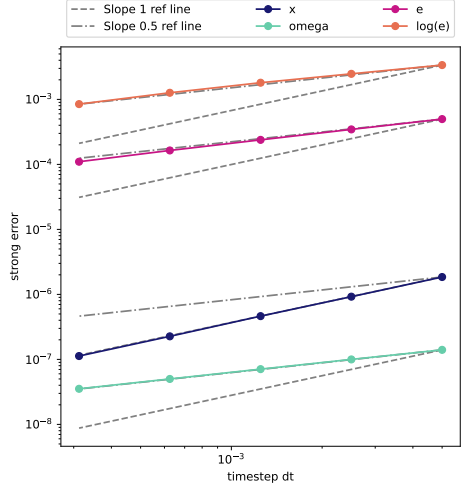


(D) Histogram of angles $\arg(\Omega_n)$ at final time.
 $h = 20, T = 40, \epsilon_0 = 0.1$

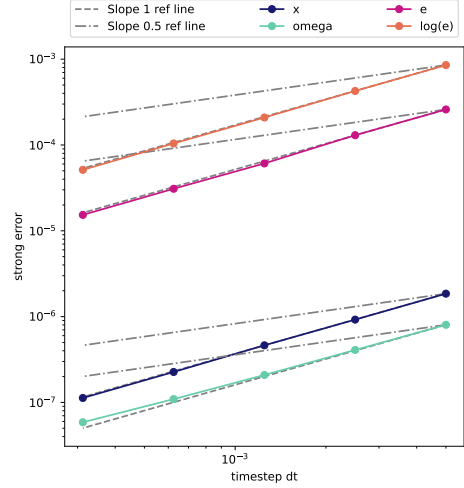
FIGURE 2. Angular diffusion on \mathbb{S}^1 . Comparison of naive Euler, renormalised Euler, first-order geometric and higher-order RKMK updates. The naive Euler schemes exhibit norm drift and bias in the angular distribution, while the exponential-map integrators (geometric Euler and higher-order RKMK) preserve the geometry. The higher-order scheme additionally reduces statistical bias and improves convergence of long-time angular observables.

5.1. Introducing quantities of interest. In proton transport, an important observable is the expected dose deposited, defined by

$$(97) \quad D(x; \theta) := \mathbb{E} \left[\int_0^{T \wedge \tau(\theta)} S(E_t) \varphi(X_t - x) dt \right],$$



(A) Geometric Euler: order 1/2 convergence in angle.



(B) Geometric RKMK: order 1 convergence in angle.

FIGURE 3. Example 4.8. Strong convergence of numerical schemes. Energy schemes achieve their expected rates (1/2 for Euler-Maruyama, 1 for Milstein), angular schemes achieve 1/2 (Geometric Euler) and 1 (Geometric RKMK with Lévy areas) and the spatial component achieves order 1 due to its deterministic structure.

where φ is a spatial kernel that localises energy deposition near x and $S(E_t)$ is the stopping power. This functional depends on parameters $\theta \in \{\alpha, p, \kappa\}$ through the energy path $E_t = \exp(Y_t)$. The stopping time $\tau(\theta) := \inf\{t \geq 0 : E_t \leq E_{\min}\}$ also depends on θ via E_t . As before, we impose a killing boundary at $E_{\min} > 0$ so that the process is terminated when the energy drops below this threshold.

We are interested in the sensitivity of $D(x; \theta)$ with respect to θ . Under sufficient regularity conditions, the derivative can be taken inside the expectation, giving

$$(98) \quad \begin{aligned} \frac{d}{d\theta} D(x; \theta) = & \mathbb{E} \left[S(E_{T \wedge \tau(\theta)}) \varphi(X_{T \wedge \tau(\theta)} - x) \frac{d}{d\theta} (T \wedge \tau(\theta)) \right. \\ & \left. + \int_0^{T \wedge \tau(\theta)} \left(\frac{\partial S}{\partial \theta}(E_t) + \frac{\partial S}{\partial E}(E_t) \partial_\theta E_t \right) \varphi(X_t - x) dt \right]. \end{aligned}$$

5.2. Remark (Differentiability of the stopping time). The representation (98) is valid when the parameter derivative may be exchanged with expectation [Gla04, Section 7.2.2] and in particular requires that the stopping time $\tau(\theta)$ is sufficiently smooth in θ . This condition holds for α and p when $\kappa = 0$, since the energy trajectory is then deterministic and a closed-form expression for $\tau(\theta)$ is available. However, when $\kappa \neq 0$, stochastic fluctuations in the energy may cause small parameter perturbations to induce large changes in the hitting time of E_{\min} . In this case, $\tau(\theta)$ fails to be differentiable, and a modification of the dose definition is required to obtain pathwise sensitivities; see subsection 5.4.

5.3. Deterministic case ($\kappa = 0$). When $\kappa = 0$, the energy evolution becomes deterministic and satisfies the ODE

$$(99) \quad \frac{dE}{dt} = -S(E), \quad E(0) = E_0.$$

With $S(E) = (p\alpha)^{-1} E^{1-p}$, the closed-form solution is

$$(100) \quad E(t) = (E_0^p - t/\alpha)^{1/p},$$

which is strictly decreasing and well defined up to the critical time $T_c = \alpha E_0^p$ at which $E(t)$ vanishes.

The deterministic stopping time $T(\theta)$, defined by $E(T(\theta)) = E_{\min}$, is therefore

$$(101) \quad T(\theta) = \alpha(E_0^p - E_{\min}^p).$$

The dose functional reduces to

$$(102) \quad D(x; \theta) = \mathbb{E} \left[\int_0^{T(\theta)} S(E_t) \varphi(X_t - x) dt \right],$$

where randomness remains only through the spatial trajectory X_t and angular component Ω_t .

Differentiating with respect to $\theta \in \{\alpha, p\}$ gives

$$(103) \quad \begin{aligned} \frac{d}{d\theta} D(x; \theta) = \mathbb{E} & \left[S(E_{T(\theta)}) \varphi(X_{T(\theta)} - x) \frac{dT}{d\theta} \right. \\ & \left. + \int_0^{T(\theta)} \left(\frac{\partial S}{\partial \theta}(E_t) + \frac{\partial S}{\partial E}(E_t) \partial_\theta E_t \right) \varphi(X_t - x) dt \right], \end{aligned}$$

where $E_{T(\theta)} = E_{\min}$ by construction. The stopping-time sensitivities are

$$(104) \quad \begin{aligned} \frac{dT}{d\alpha} &= E_0^p - E_{\min}^p, \\ \frac{dT}{dp} &= \alpha (\log(E_0) E_0^p - \log(E_{\min}) E_{\min}^p). \end{aligned}$$

Since $E(t)$ is known in closed form, its parameter derivatives can also be computed explicitly

$$(105) \quad \begin{aligned} \partial_\alpha E(t) &= \frac{t}{\alpha^2 p} (E_0^p - t/\alpha)^{1/p-1}, \\ \partial_p E(t) &= \frac{E_0^p \log(E_0)}{p} (E_0^p - t/\alpha)^{1/p-1} - \frac{1}{p^2} \log(E_0^p - \frac{t}{\alpha}) (E_0^p - t/\alpha)^{1/p}. \end{aligned}$$

5.4. Regularisation under stochastic straggling. When $\kappa \neq 0$, the energy path is stochastic and the stopping time $\tau(\theta)$ is no longer differentiable with respect to parameters. Small parameter changes may cause large fluctuations in $\tau(\theta)$ due to early crossings of the boundary E_{\min} , making sensitivities calculated according to [Equation 98](#) ill-posed. To address this, we introduce a regularised formulation of dose.

First, we replace the random stopping time by an indicator function inside the time integral

$$(106) \quad D(x; \theta) \approx \mathbb{E} \left[\int_0^T S(E_t) \varphi(X_t - x) \mathbf{1}_{\{E_t > E_{\min}\}} dt \right].$$

This modification has little effect on the numerical value of the dose, since near E_{\min} the deterministic drift dominates the diffusion and re-entry above the threshold is unlikely.

However, the discontinuous indicator function still prevents differentiability with respect to parameters. We therefore introduce a smoothed approximation

$$(107) \quad \mathbf{1}_{\{E_t > E_{\min}\}} \approx \mathcal{I}(E_t, E_{\min}) := \frac{1}{2} \left(1 + \tanh\left(\frac{E_t - E_{\min}}{\delta}\right) \right),$$

where $\delta > 0$ controls the smoothing scale. This mollification ensures that the integrand is differentiable in both E_t and the parameters θ .

With this modification, the pathwise derivative of the dose is

$$(108) \quad \frac{d}{d\theta} D(x; \theta) = \mathbb{E} \left[\int_0^T \left(\left(\frac{\partial S}{\partial \theta}(E_t) + \frac{\partial S}{\partial E}(E_t) \partial_\theta E_t \right) \mathcal{I}(E_t, E_{\min}) + S(E_t) \frac{\partial}{\partial \theta} \mathcal{I}(E_t, E_{\min}) \right) \varphi(X_t - x) dt \right],$$

with

$$(109) \quad \frac{\partial}{\partial \theta} \mathcal{I}(E_t, E_{\min}) = \frac{\partial \mathcal{I}}{\partial E}(E_t, E_{\min}) \partial_\theta E_t = \frac{\partial_\theta E_t}{2\delta \cosh^2\left(\frac{E_t - E_{\min}}{\delta}\right)}.$$

6. PATHWISE SENSITIVITIES AND OBSERVABLE GRADIENTS

Building on [section 5](#), we now turn to derivatives of path-dependent observables with respect to the parameters α, p, κ that govern the energy dynamics in [Equation 26](#). Such derivatives are known as *pathwise* or *forward* sensitivities. They are obtained by differentiating the stochastic system with respect to the parameters, leading to an augmented system of SDEs in which the sensitivities evolve alongside the original state variables.

In what follows we derive the sensitivity equations for the energy, discuss their discretisation, and illustrate their behaviour under parameter variation.

6.1. Sensitivity Equations. For pathwise parameter sensitivities we work with the model in [Equation 14](#) but with constant angular diffusion

$$(110) \quad \begin{aligned} dX_t &= \Omega_t dt, \\ dE_t &= -S(E_t) dt + \sqrt{T(E_t)} dW_t^E, \\ d\Omega_t &= \sqrt{2\epsilon_0} \circ dW_t^S, \end{aligned}$$

where W^E and W^S are independent Brownian motions. We are interested in the energy sensitivities with respect to $\theta \in \{\alpha, p, \kappa\}$, defined by

$$(111) \quad J_t^\theta := \partial_\theta E_t, \quad J_0^\theta = \partial_\theta E_0 (= 0 \text{ if } E_0 \text{ is fixed}).$$

Differentiating the energy SDE with respect to θ yields the linear SDE

$$(112) \quad dJ_t^\theta = -\left(\partial_\theta S(E_t) + \partial_E S(E_t) J_t^\theta\right) dt + \left(\partial_\theta \sqrt{T(E_t)} + \partial_E \sqrt{T(E_t)} J_t^\theta\right) dW_t^E.$$

For each θ this SDE is driven by the *same* Brownian motion W^E as the primary energy process and can be evolved in parallel to compute sensitivities of observables depending on $E_t = \exp(Y_t)$.

6.2. Explicit Derivatives of Drift and Diffusion Coefficients. Since only the energy dynamics depend on the parameters α, p, κ , it suffices to compute derivatives of the drift $S(E)$ and diffusion $\sqrt{T(E)}$ with respect to E and the parameters. These determine both the coefficients of the sensitivity equations and the inhomogeneous forcing terms.

Derivatives with respect to the energy variable are

$$(113) \quad \begin{aligned} \partial_E S(E) &= \frac{1-p}{\alpha p} E^{-p} = \frac{(1-p)}{E} S(E), \\ \partial_E \sqrt{T(E)} &= \left(1 - \frac{p}{2}\right) \sqrt{\frac{\kappa}{\alpha p}} E^{-p/2} = \frac{1}{2} \frac{T'(E)}{\sqrt{T(E)}}. \end{aligned}$$

Derivatives with respect to the model parameters are as follows. With respect to α

$$(114) \quad \begin{aligned} \partial_\alpha S(E) &= -\frac{1}{\alpha} S(E), \\ \partial_\alpha \sqrt{T(E)} &= -\frac{1}{2\alpha} \sqrt{T(E)}. \end{aligned}$$

With respect to p

$$(115) \quad \begin{aligned} \partial_p S(E) &= -\frac{1}{p} S(E) - (\log E) S(E) = -\frac{E^{1-p}}{\alpha p^2} - \frac{\log E}{\alpha p} E^{1-p}, \\ \partial_p \sqrt{T(E)} &= -\frac{1}{2p} \sqrt{T(E)} - \frac{1}{2} (\log E) \sqrt{T(E)}. \end{aligned}$$

With respect to κ

$$(116) \quad \begin{aligned} \partial_\kappa S(E) &= 0, \\ \partial_\kappa \sqrt{T(E)} &= \frac{1}{2\kappa} \sqrt{T(E)}. \end{aligned}$$

These expressions enter directly into the sensitivity SDEs and define the forcing terms that drive the evolution of J_t^θ .

6.3. Remark (Structure of the Sensitivity System). *Unlike the original stochastic system, the sensitivity equations for $J_t^\theta = \partial_\theta E_t$ evolve in the full real line with no positivity or geometric constraints. They admit neither an invariant measure nor a conserved structure.*

Nevertheless, the discretisation of J_t^θ must be coupled to that of the other variables in a consistent manner. In particular, the same Brownian increments must be used and the scheme should match the order of the primary integrator. For example, when E_t is simulated using a Milstein scheme, the sensitivities should also be discretised with a Milstein method. This coupling guarantees strong convergence of the joint system at a consistent rate of convergence.

6.4. Discretisation of the Sensitivity Equations. To simulate sensitivities for $\theta \in \{\alpha, p, \kappa\}$ we add three additional SDEs to the system Equation 110. Each sensitivity is coupled only through the energy equation and evolves independently of the others.

Euler–Maruyama discretisation. Given Y_n and J_n^θ at time t_n , one geometric Euler step with $\Delta W_n^E \sim \mathcal{N}(0, h)$ is to simulate the tuple (X_n, Y_n, Ω_n) through (48), then set

$$(117) \quad \begin{aligned} E_n &= \exp(Y_n), \\ J_{n+1}^\theta &= J_n^\theta - (\partial_\theta S(E_n) + \partial_E S(E_n) J_n^\theta) h + \left(\partial_\theta \sqrt{T(E_n)} + \partial_E \sqrt{T(E_n)} J_n^\theta \right) \xi_n^E, \end{aligned}$$

where $\xi_n^E \sim \mathcal{N}(0, h)$. Note, the same Brownian increment ξ_n^E is used here as in (48) to preserve pathwise coupling.

Milstein discretisation. For improved accuracy, one may instead apply a Milstein scheme to the joint system. Again, simulate the tuple (X_n, Y_n, Ω_n) this time through (87). Then set

$$(118) \quad E_n = \exp(Y_n)$$

and update the energy sensitivity using the *same* Brownian increment $\Delta W_n^E \sim \mathcal{N}(0, h)$ used in the Y -update

$$(119) \quad \begin{aligned} J_{n+1}^\theta &= J_n^\theta - (\partial_\theta S(E_n) + \partial_E S(E_n) J_n^\theta) h + \left(\partial_\theta \sqrt{T(E_n)} + \partial_E \sqrt{T(E_n)} J_n^\theta \right) \xi_n^E \\ &\quad + \frac{1}{2} \partial_E \left(\sqrt{T(E_n)} \left(\partial_\theta \sqrt{T(E_n)} + \partial_E \sqrt{T(E_n)} J_n^\theta \right) \right) ((\xi_n^E)^2 - h). \end{aligned}$$

These discretisations follow directly from the standard Milstein formula for multidimensional SDEs driven by one-dimensional Brownian motion, see Section 10.3 of [KP92]. The total augmented system thus consists of the update for the tuple (X_n, Y_n, Ω_n) and one scalar sensitivity variable per parameter, all driven by the same Brownian path.

6.5. Theorem (Strong convergence of the augmented state-sensitivity scheme). *Let (X_t, E_t, Ω_t) solve (14). For a parameter $\theta \in \{\alpha, p, \kappa\}$, let $J_t^\theta := \partial_\theta E_t$ denote the energy sensitivity, satisfying the linear SDE (112). Consider the numerical approximation $(X_n, E_n, \Omega_n, J_n^\theta)$ constructed as follows on a uniform grid $t_n = nh$*

- *Simulate Y_n with the Milstein scheme for the log-energy SDE (23) using increments $\Delta W_n^E \sim \mathcal{N}(0, h)$, and set $E_n = \exp(Y_n)$;*
- *Update the sensitivity J_n^θ by the Milstein discretisation (119) reusing the same increment ΔW_n^E as in the Y -update ensuring the trajectories remain synchronised and avoiding any potential time paradox.*
- *Evolve Ω_n with according to (75)-(76);*
- *Update $X_{n+1} = X_n + h \Omega_n$.*

Suppose further the conditions of Theorem 4.5 are satisfied. Then, there exists $C > 0$, independent of h , such that

$$(120) \quad \mathbb{E} \left[\sup_{0 \leq n \leq N} \left(|X_n - X(t_n)|^2 + |E_n - E(t_n)|^2 + |\Omega_n - \Omega(t_n)|^2 + |J_n^\theta - \partial_\theta E(t_n)|^2 \right) \right] \leq Ch^2.$$

Proof. Strong convergence of the state variables (X_n, E_n, Ω_n) follows directly from Theorem 4.5. The sensitivity component J_n^θ requires a more detailed analysis. It satisfies a linear SDE driven by the same Brownian increment as the energy and its Milstein discretisation is a direct extension of the pathwise sensitivity analysis in [Gil24]. The arguments are lengthy and not repeated here. \square

7. NUMERICAL EXPERIMENTS

7.1. Dose computations. Here we present numerical dose calculations comparing three variants of the model. These experiments illustrate how model parameters shape the dose distribution, motivating the quantitative sensitivity analysis in [section 6](#). They also highlight the effect of using the extended model in which the angular diffusion depends on energy in accordance with Molière theory.

We first examine how introducing energy straggling alters the dose. We then study angular diffusion, initially with a constant coefficient ϵ_0 and subsequently with an energy dependent coefficient $\epsilon(E)$. As a baseline for each comparison, we include the dose obtained with $(\alpha, p, \kappa, \epsilon_0) = (0.0022, 1.77, 0, 0.005)$.

Unless stated otherwise, simulations use an initial beam energy of 62 MeV, an initial position $(x_0, y_0) = (0.0 \text{ cm}, 2.0 \text{ cm})$, a Gaussian energy spread of 1% and a Gaussian transverse half width of 0.1 cm. The initial direction is parallel to the x -axis (longitudinal). The spatial grid uses $N_x = 200$ points along x (along the beam) and $N_y = 50$ points along y (transverse). The SDE system is advanced with time step $h = 0.005$ and $N = 200,000$ independent paths are averaged to estimate the expectation in [Equation 97](#).

7.2. Example (Effect of energy straggling). We examine how the energy-straggling amplitude κ influences the dose. All other parameters are fixed at $\alpha = 0.0022$, $p = 1.77$ and $\epsilon_0 = 0.005$, so that only κ varies.

Since the straggling term in [Equation 14](#) controls fluctuations in energy loss, larger κ should broaden the Bragg peak and lower its maximum. This is observed in [Figure 4](#): moving from panels (a) to (c), the peak widens and its height decreases while the overall depth range remains similar.

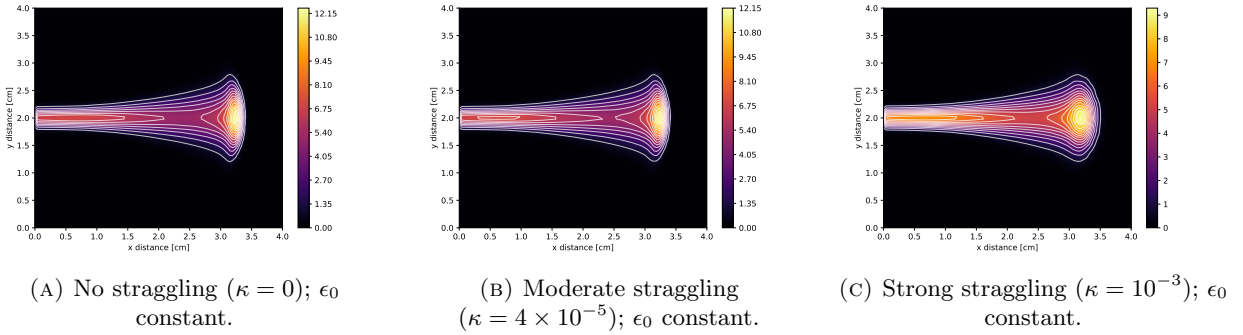


FIGURE 4. Example [7.2](#). Impact of the energy-straggling amplitude κ on the dose map. Increasing κ broadens the Bragg peak and reduces its maximum, consistent with greater variance in energy deposition. In all panels the angular diffusion is held fixed at $\epsilon_0 = 0.005$.

7.3. Example (Effect of angular diffusion). We examine the role of the angular diffusion amplitude ϵ_0 in [Equation 1](#). Since angular diffusion governs the lateral spread of particle trajectories, we expect a narrower, more collimated dose profile when ϵ_0 is small, and a broader, fanned-out profile when ϵ_0 is large. This behaviour is confirmed in [Figure 5](#). As ϵ_0 increases, the distribution remains narrow near the entry point but spreads significantly near the distal edge and Bragg peak. We also note the dip in the dose just before the peak, a feature that has been observed experimentally in proton beams [\[Rea+22\]](#).

7.4. Example (Effect of energy-dependent angular diffusion). We now compare dose distributions obtained with constant angular diffusion and with the energy-dependent diffusion coefficient $\epsilon(E)$ given by [Equation 8](#), setting $\kappa = 0$. To make the comparison, the parameters $\bar{\epsilon}$ and ϵ_c are chosen so that the diffusion coefficient at the initial energy $E_0 = 62 \text{ MeV}$ matches that of the constant model. Specifically, fixing $\epsilon_c = 5.0$, we choose $\bar{\epsilon}$ such that

$$(121) \quad \frac{\bar{\epsilon}}{E_0^2 + \epsilon_c^2} = \epsilon_0.$$

The parameter values in [Figure 6b](#) and [Figure 6c](#) are chosen so that $\epsilon(E_0)$ equals 0.005 and 0.025 respectively. As shown in [Figure 6](#), the resulting dose maps are broadly similar to those from the constant-diffusion model. However, when the diffusion coefficient is larger ([Figure 6c](#)), the distribution near the distal edge is more spread out than in the constant case (cf. [Figure 5c](#)), even without energy straggling.

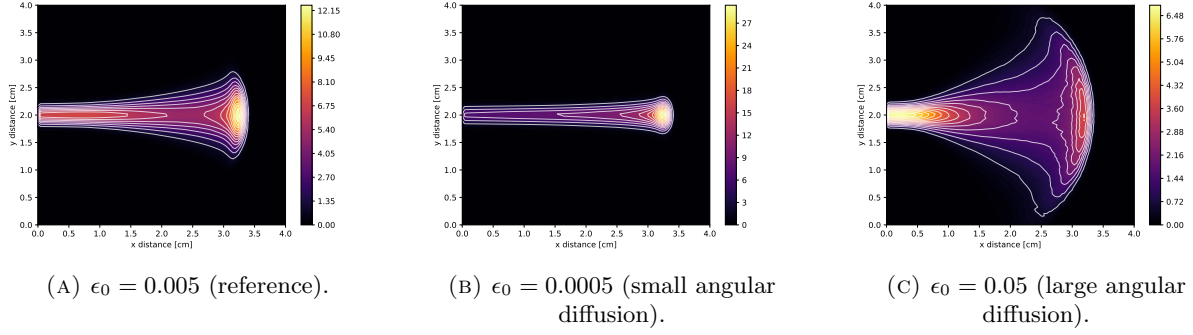


FIGURE 5. Example 7.3. Impact of constant angular diffusion on the dose map. A small ϵ_0 yields a straight, narrow profile, while a large ϵ_0 produces a broad fan-like spread with a characteristic dip before the Bragg peak.

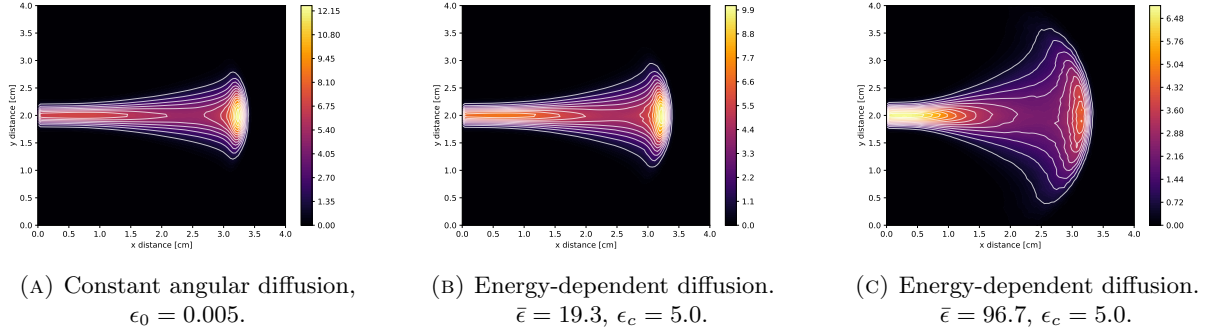


FIGURE 6. Example 7.4. Comparison of constant and energy-dependent angular diffusion. Larger diffusion coefficients produce more fanned-out dose distributions, particularly near the distal edge.

7.5. Sensitivity computations. We now present a series of numerical experiments illustrating the computation of pathwise sensitivities using the structure-preserving Milstein discretisation developed in the preceding sections. These experiments demonstrate the utility of the method for quantifying parameter dependence of physical observables and for verifying the convergence and variance reduction properties of the approach. Our focus is on the expected dose observable defined in section 5.

7.6. Remark (Interpretation of sensitivities). *The sensitivity profiles quantify how the expected dose distribution shifts in response to perturbations of the stopping power parameters. A negative sensitivity means that increasing the parameter decreases dose at that spatial location, while a positive sensitivity indicates dose amplification. For example, the negative region on the proximal side and the positive region on the distal side of the Bragg peak show that increasing α or p shortens the particle range and moves the peak towards the entrance, while decreasing them lengthens the range.*

These profiles provide local information on where uncertainties in physical parameters most strongly affect dose deposition. Regions with large sensitivity magnitude are those where parameter uncertainty is most critical for treatment planning and robustness analysis, while regions with near-zero sensitivity are less affected. Thus, the sensitivity plots can be read as maps of dose susceptibility to modelling error in the stopping power law.

To assess the accuracy of the pathwise method, we compare it with central finite difference estimates. For a fixed observable

$$(122) \quad \Phi = \int_0^T S(E_t) \varphi(X_t - x_0) dt,$$

the finite difference gradient estimator is

$$(123) \quad \frac{\partial}{\partial \theta} \mathbb{E}[\Phi] \approx \frac{\mathbb{E}[\Phi(\theta + \Delta\theta)] - \mathbb{E}[\Phi(\theta - \Delta\theta)]}{2\Delta\theta}.$$

Unlike the pathwise approach, which is unbiased and enjoys reduced variance, the finite difference estimator is biased except in the limit $\Delta\theta \rightarrow 0$ and the bias-variance tradeoff makes it less efficient in practice.

7.7. Example (Parameter sensitivities under the no-straggling model). We compute parameter sensitivities of the dose distribution under the model with $\kappa = 0$, as specified in Equation 1. In this case, the equation governing energy evolution reduces from an SDE to an ODE, which admits a closed-form solution. The dose and pathwise sensitivity computations therefore reduce to numerical evaluation of Equation 102 and Equation 103. Finite difference sensitivities are obtained according to Equation 123, evaluating the dose functional Equation 102 at two perturbed values of the parameter $\theta \in \{\alpha, p\}$. For the results shown, we fix $\alpha = 0.0022$, $p = 1.77$, $\epsilon_0 = 0.005$, and choose $\Delta\alpha = 0.1\alpha$, $\Delta p = 0.01p$ for the finite difference estimates.

Figures 7 and 8 display the resulting sensitivity profiles for α and p respectively. In both cases, the finite difference estimators underestimate the magnitude of the sensitivity compared to the pathwise estimators. They also produce sensitivity profiles that are more spatially spread out. Both effects stem from the bias of the finite difference estimator and the numerical diffusion it introduces, which smooths and attenuates sharp features.

Qualitatively, both estimators capture the same behaviour. Negative gradients on the proximal side of the dose peak and positive gradients on the distal side. Since α and p appear in the stopping power $S(E)$, which governs the mean rate of energy loss and hence the particle range, this behaviour is consistent, reducing the stopping power increases the range, shifting the peak deeper. Finally, the magnitude of the sensitivity with respect to α is orders of magnitude larger than that for p .

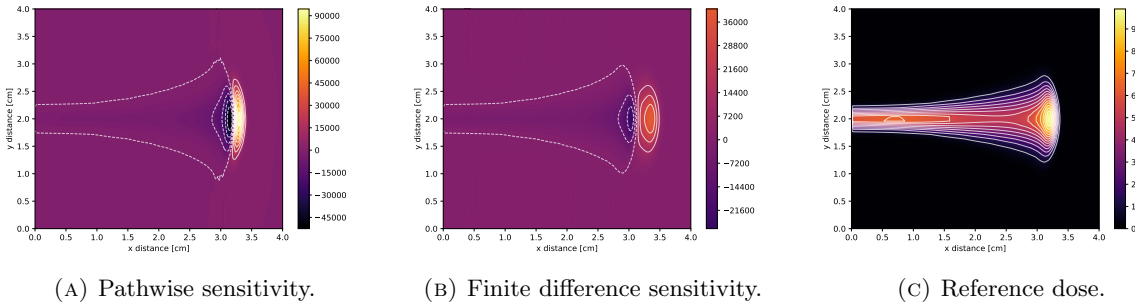


FIGURE 7. Example 7.7. Sensitivity with respect to α . The finite difference estimator underestimates the gradient magnitude and produces a more diffuse profile compared to the pathwise method.

7.8. Example (Parameter sensitivities under the full model). We now compute sensitivities using the full model with nonzero κ . In this case, the pathwise estimator for dose sensitivity is given by Equation 108. The parameters of the mollified indicator function in Equation 107 are chosen as $\delta = 0.5$ and $E_{\min} = 4.0$. Model parameters are fixed as $\alpha = 0.0022$, $p = 1.77$, $\epsilon_0 = 0.005$, $\kappa = 0.001$, while finite difference estimates use $\Delta\alpha = 0.1\alpha$, $\Delta p = 0.01p$, and $\Delta\kappa = 0.1\kappa$.

Numerical parameters are as in Example 7.7, except that the timestep and number of paths are $h = 0.00125$ and $N = 400\,000$ respectively.

Figures 9, 10, and 11 show the dose profile and sensitivities with respect to α , p , and κ . In all cases, the finite difference estimates underestimate the gradient magnitude compared to the pathwise estimates, most

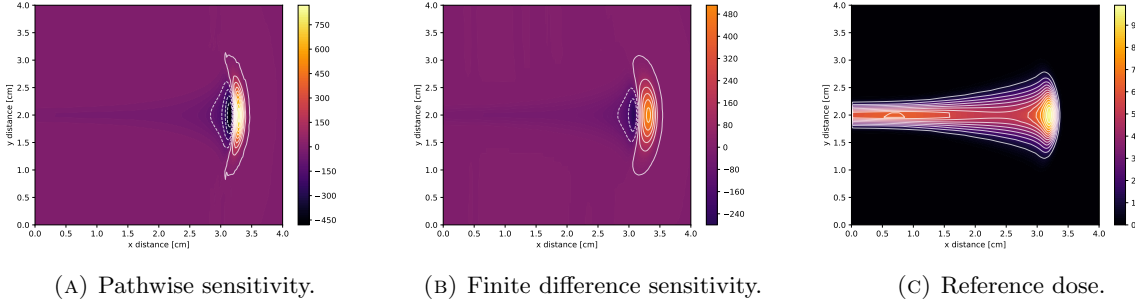


FIGURE 8. Example 7.7. Sensitivity with respect to p . The same qualitative features are captured by both methods, but the finite difference estimator underestimates the gradient magnitude and introduces artificial spreading.

clearly for α , but also for p and κ . The bias arises from numerical diffusion in the finite difference method, which smooths sharp peaks in the sensitivity profile.

Qualitatively, both estimators capture the same structure. For α and p , the gradient is negative before the dose peak and positive near or beyond the peak, reflecting their role in the stopping power $S(E)$ and hence the particle range. For κ , the gradient is negative at the peak and positive on either side. Since larger κ widens the dose peak while reducing its height (as seen in Example 7.2), this shape is consistent with the underlying physics.

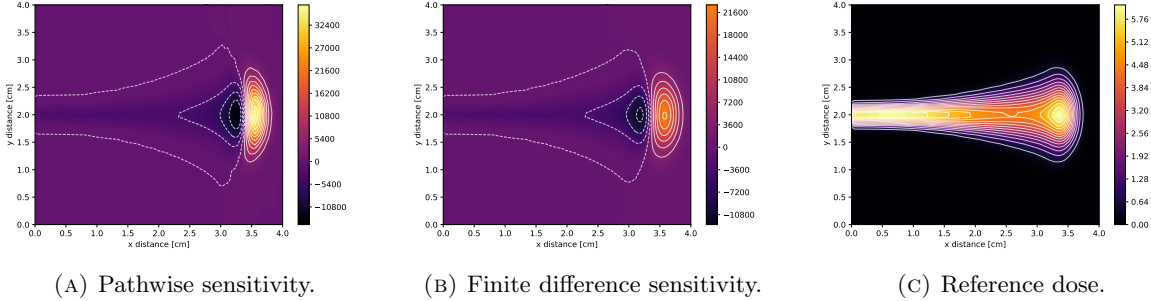


FIGURE 9. Example 7.8. Sensitivity with respect to α . In the presence of energy straggling, the sensitivity profile is more spread out than in Figure 7. The finite difference method still underestimates the gradient magnitude.

7.9. Example (Illustration of noise–bias tradeoff in the finite difference approach). In Examples 7.7 and 7.8, we saw evidence that the finite difference estimator underestimates dose sensitivities compared to the pathwise method. A natural idea to reduce bias is to decrease the parameter stepsize $\Delta\theta$. However, doing so increases the variance of the estimator Equation 123, amplifying Monte Carlo error.

We illustrate this bias–variance tradeoff for the parameter α . Model parameters are fixed as $\alpha = 0.022$, $\kappa = 0.001$, $\epsilon_0 = 0.005$, with initial conditions as in section 5. The domain is discretised into $N_x = 100$ and $N_y = 50$ points, the timestep is $h = 0.01$, and $N = 100\,000$ paths are simulated.

Figure 12 shows sensitivity estimates with $\Delta\alpha$ varying over one order of magnitude. With $\Delta\alpha = 0.1\alpha$ (Figure 12a), the estimator has small variance but substantial bias, as seen from the underestimation in magnitude. With $\Delta\alpha = 0.01\alpha$ (Figure 12b), the bias is smaller and the estimate closer to the pathwise benchmark. With $\Delta\alpha = 0.001\alpha$ (Figure 12c), the bias is further reduced, but statistical noise dominates.

7.10. Remark (Bias–variance tradeoff). The finite difference estimator involves an intrinsic tradeoff. Decreasing the stepsize $\Delta\theta$ reduces bias but increases variance, requiring more Monte Carlo samples to control

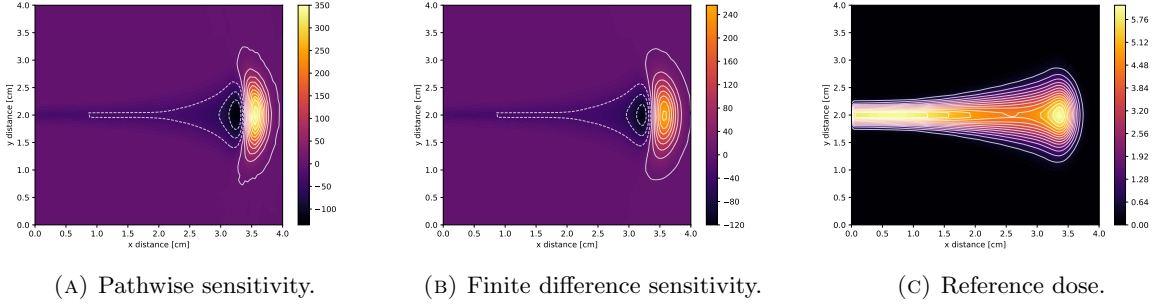


FIGURE 10. Example 7.8. Sensitivity with respect to p . As with α , the finite difference estimator smooths and underestimates the gradient magnitude.

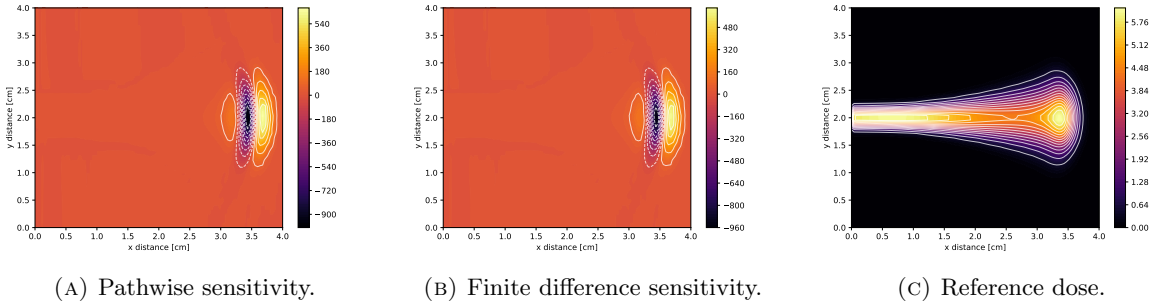


FIGURE 11. Example 7.8. Sensitivity with respect to κ . The pathwise method captures sharp features, while the finite difference method underestimates the gradient magnitude. The profile reflects the widening and lowering of the peak caused by straggling.

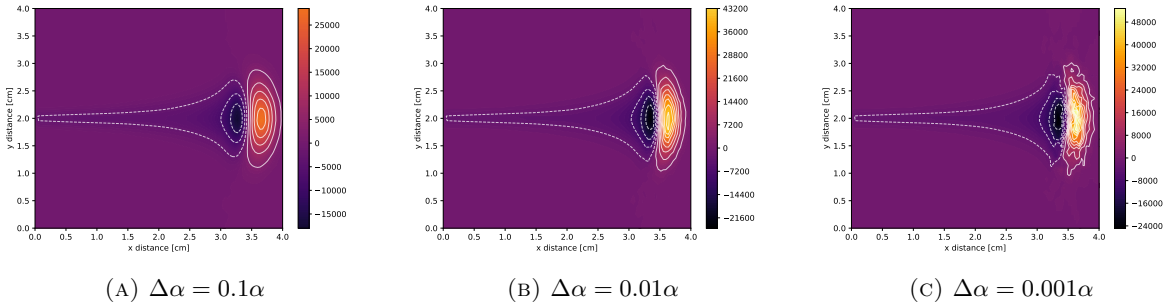


FIGURE 12. Example 7.9: Bias-variance tradeoff in finite difference sensitivities. Larger stepsizes yield low variance but large bias. Smaller stepsizes reduce bias but increase variance.

noise. For the central difference estimator, the optimal balance between $\Delta\theta$ and sample size N yields a slow asymptotic rate of $\mathcal{O}(N^{-2/5})$ (see table 7.1 of [Gla04], and also [Gly89; FG89]). This is significantly worse than the $\mathcal{O}(N^{-1/2})$ variance reduction achievable with the pathwise method.

8. CONCLUSION

We have developed a structure-preserving framework for stochastic proton transport that incorporates continuous slowing down and angular diffusion in a geometrically consistent manner. The scheme enforces

positivity and manifold constraints exactly while remaining compatible with standard SDE discretisations through a logarithmic transformation for energy with a Lie-algebraic exponential map for direction.

The framework admits a Milstein extension that achieves strong $O(h)$ convergence and enables efficient pathwise sensitivity analysis with respect to physical parameters, including the Bragg–Kleeman coefficients and the straggling strength. This provides a rigorous basis for gradient-based parameter studies, uncertainty quantification and calibration of transport models. Numerical experiments demonstrate that pathwise estimators outperform finite difference methods in both accuracy and variance, while remaining unbiased. The strong convergence properties also open the way for advanced variance reduction strategies, such as multilevel Monte Carlo [Gil08; Gil24].

Future work will focus on extending the present framework to include discrete inelastic events, coupling with heterogeneous media and sensitivity analysis for rare low-energy events. Integration into optimisation and Bayesian inference pipelines will require further advances, particularly in handling discontinuous or non-smooth observables.

ACKNOWLEDGMENTS

The Python code that reproduces all numerical experiments and plots in this paper can be found at [10.5281/zenodo.17053272](https://doi.org/10.5281/zenodo.17053272).

VC is supported by a scholarship from the Statistical Applied Mathematics at Bath (SAMBa) EPSRC Centre for Doctoral Training (CDT) at the University of Bath under the project EP/S022945/1. TP is supported by the EPSRC programme grant Mathematics of Radiation Transport (MaThRad) EP/W026899/2 and the Leverhulme Trust RPG-2021-238. All of this support is gratefully acknowledged.

REFERENCES

- [AHP25] B. S. Ashby, A. Hamdan, and T. Pryer. “A Positivity-Preserving Finite Element Framework for Accurate Dose Computation in Proton Therapy”. In: *arXiv preprint arXiv:2506.01105* (2025).
- [Ash+25] B. S. Ashby et al. “Efficient proton transport modelling for proton beam therapy and biological quantification”. In: *Journal of Mathematical Biology* 90.5 (2025), pp. 1–33.
- [BG96] M. Broadie and P. Glasserman. “Estimating security price derivatives using simulation”. In: *Management science* 42.2 (1996), pp. 269–285.
- [BLP23] T. Burlacu, D. Lathouwers, and Z. Perkó. “A deterministic adjoint-based semi-analytical algorithm for fast response change computations in proton therapy”. In: *Journal of Computational and Theoretical Transport* 52.1 (2023), pp. 1–41.
- [Boh13] N. Bohr. “XXXVII. On the constitution of atoms and molecules”. In: *The London, Edinburgh, and Dublin Philosophical Magazine and Journal of Science* 26.153 (1913), pp. 476–502.
- [Bon+93] D. Bonnett et al. “The 62 MeV proton beam for the treatment of ocular melanoma at Clatterbridge”. In: *The British journal of radiology* 66.790 (1993), pp. 907–914.
- [Bor97] T. Bortfeld. “An analytical approximation of the Bragg curve for therapeutic proton beams”. In: *Medical physics* 24.12 (1997), pp. 2024–2033.
- [BR05] A. Beskos and G. O. Roberts. “Exact simulation of diffusions”. In: *The Annals of Applied Probability* 15.4 (2005), pp. 2422–2444. DOI: [10.1214/105051605000000485](https://doi.org/10.1214/105051605000000485).
- [CG23] L. Capriotti and M. B. Giles. “15 Years of Adjoint Algorithmic Differentiation in Finance”. In: *Available at SSRN 4588939* (2023).
- [Cox+24] A. M. Cox et al. “A Bayesian inverse approach to proton therapy dose delivery verification”. In: *Proceedings A*. Vol. 480. 2301. The Royal Society. 2024, p. 20230836.
- [Cro+24] A. Crossley et al. “Jump stochastic differential equations for the characterisation of the Bragg peak in proton beam radiotherapy”. In: *arXiv preprint arXiv:2409.06965* (2024).
- [Del04] P. Del Moral. *Feynman-kac formulae*. Springer, 2004.
- [Den+24] S. Deng et al. “Positivity-preserving truncated Euler and Milstein methods for financial SDEs with super-linear coefficients”. In: *arXiv preprint arXiv:2410.05614* (2024).
- [Fad+20] B. Faddegon et al. “The TOPAS tool for particle simulation, a Monte Carlo simulation tool for physics, biology and clinical research”. In: *Physica Medica* 72 (2020), pp. 114–121.

- [FG89] B. L. Fox and P. W. Glynn. “Replication schemes for limiting expectations”. In: *Probability in the Engineering and Informational Sciences* 3.3 (1989), pp. 299–318.
- [GG06] M. Giles and P. Glasserman. “Smoking adjoints: Fast monte carlo greeks”. In: *Risk* 19.1 (2006), pp. 88–92.
- [Gil08] M. B. Giles. “Multilevel monte carlo path simulation”. In: *Operations research* 56.3 (2008), pp. 607–617.
- [Gil24] M. B. Giles. “Strong convergence of path sensitivities”. In: *arXiv preprint arXiv:2411.15930* (2024).
- [Gla04] P. Glasserman. *Monte Carlo methods in financial engineering*. Vol. 53. Springer, 2004.
- [Gly89] P. W. Glynn. “Optimization of stochastic systems via simulation”. In: *Proceedings of the 21st conference on Winter simulation*. 1989, pp. 90–105.
- [Got+93] B. Gottschalk et al. “Multiple Coulomb scattering of 160 MeV protons”. In: *Nuclear Instruments and Methods in Physics Research Section B: Beam Interactions with Materials and Atoms* 74.4 (1993), pp. 467–490. DOI: [10.1016/0168-583X\(93\)95906-6](https://doi.org/10.1016/0168-583X(93)95906-6).
- [Hig75] V. L. Highland. “Some practical remarks on multiple scattering”. In: *Nuclear Instruments and Methods* 129.2 (1975), pp. 497–499.
- [HLW06] E. Hairer, C. Lubich, and G. Wanner. “Geometric numerical integration: structure-preserving algorithms for ordinary differential equations”. In: *Springer series in computational mathematics* (2006).
- [HS24] F. Höfling and A. V. Straube. “Langevin equations and a geometric integration scheme for the overdamped limit of homogeneous rotational Brownian motion”. In: *arXiv preprint arXiv:2403.04501* (2024).
- [Int93] International Commission on Radiation Units and Measurements. *Stopping Powers and Ranges for Protons and Alpha Particles*. Tech. rep. Report 49. Bethesda, MD: ICRU, 1993.
- [Klo+92] P. E. Kloeden et al. *Stochastic differential equations*. Springer, 1992.
- [KP92] P. E. Kloeden and E. Platen. *Numerical Solution of Stochastic Differential Equations*. Vol. 23. Applications of Mathematics. Springer, 1992. DOI: [10.1007/978-3-662-12616-5](https://doi.org/10.1007/978-3-662-12616-5).
- [KPP25] A. E. Kyprianou, A. Pim, and T. Pryer. “A Unified Framework from Boltzmann Transport to Proton Treatment Planning”. In: *arXiv preprint arXiv:2508.10596* (2025).
- [Kus+23] J. Kusch et al. “Kit-rt: An extendable framework for radiative transfer and therapy”. In: *ACM Transactions on Mathematical Software* 49.4 (2023), pp. 1–24.
- [Lan44] L. Landau. “On the energy loss of fast particles by ionization”. In: *J. Phys. USSR* 8 (1944), pp. 201–205.
- [MMB20] A. Mijatović, V. Mramor, and G. U. Bravo. “A note on the exact simulation of spherical Brownian motion”. In: *Statistics & Probability Letters* 165 (2020), p. 108836.
- [Mol48] G. Moliere. “Theorie der streuung schneller geladener teilchen ii mehrfach-und vielfachstreuung”. In: *Zeitschrift für Naturforschung A* 3.2 (1948), pp. 78–97.
- [MT04] G. N. Milstein and M. V. Tretyakov. *Stochastic numerics for mathematical physics*. Vol. 39. Springer, 2004.
- [Mun+22a] M. Muniz et al. “Higher strong order methods for linear Itô SDEs on matrix Lie groups”. In: *BIT Numerical Mathematics* 62.4 (2022), pp. 1095–1119.
- [Mun+22b] M. Muniz et al. “Stochastic Runge-Kutta–Munthe-Kaas methods in the modelling of perturbed rigid bodies”. In: *Advances in Applied Mathematics and Mechanics* 14.2 (2022), pp. 528–538.
- [NB12] H. Noshad and S. S. Bahador. “Investigation on energy straggling of protons via Fokker–Planck equation”. In: *Nuclear Instruments and Methods in Physics Research Section B: Beam Interactions with Materials and Atoms* 288 (2012), pp. 89–93.
- [NZ15] W. D. Newhauser and R. Zhang. “The physics of proton therapy”. In: *Physics in Medicine & Biology* 60.8 (2015), R155.
- [Pag18] H. Paganetti. “Proton relative biological effectiveness–uncertainties and opportunities”. In: *International journal of particle therapy* 5.1 (2018), pp. 2–14.
- [Rea+22] F. Reaz et al. “Sharp dose profiles for high precision proton therapy using strongly focused proton beams”. In: *Scientific reports* 12.1 (2022), p. 18919.
- [Sab13] S. Sabanis. “A note on tamed Euler approximations”. In: (2013).

- [SPL02] U. Schneider, E. Pedroni, and A. Lomax. “Secondary neutron dose from proton therapy using a passive scattering technique”. In: *Physics in Medicine & Biology* 47.5 (2002), pp. 847–865. DOI: [10.1088/0031-9155/47/5/306](https://doi.org/10.1088/0031-9155/47/5/306).
- [SRK12] P. W. Sheppard, M. Rathinam, and M. Khammash. “A pathwise derivative approach to the computation of parameter sensitivities in discrete stochastic chemical systems”. In: *The Journal of chemical physics* 136.3 (2012).
- [Sta+24] P. Stammer et al. “A Deterministic Dynamical Low-rank Approach for Charged Particle Transport”. In: *arXiv preprint arXiv:2412.09484* (2024).
- [Sta+25] P. Stammer et al. “A high-order deterministic dynamical low-rank method for proton transport in heterogeneous media”. In: *arXiv preprint arXiv:2508.04484* (2025).
- [Yan+21] M. Yang et al. “A Feynman-Kac based numerical method for the exit time probability of a class of transport problems”. In: *Journal of Computational Physics* 444 (2021), p. 110564.
- [YHZ21] Y. Yi, Y. Hu, and J. Zhao. “Positivity preserving logarithmic Euler-Maruyama type scheme for stochastic differential equations”. In: *Communications in Nonlinear Science and Numerical Simulation* 101 (2021), p. 105895.

¹ INSTITUTE FOR MATHEMATICAL INNOVATION, UNIVERSITY OF BATH, BATH, UK. ² DEPARTMENT OF MATHEMATICAL SCIENCES, UNIVERSITY OF BATH, BATH, UK.