

# CAN LARGE AUDIO LANGUAGE MODELS UNDERSTAND AUDIO WELL? SPEECH, SCENE AND EVENTS UNDERSTANDING BENCHMARK FOR LALMS

Han Yin<sup>1</sup> and Jung-Woo Choi<sup>1\*</sup>

<sup>1</sup>School of Electrical Engineering, KAIST, Daejeon, Republic of Korea

## ABSTRACT

Recently, Large Audio Language Models (LALMs) have progressed rapidly, demonstrating their strong efficacy in universal audio understanding through cross-modal integration. To evaluate LALMs' audio understanding performance, researchers have proposed different benchmarks. However, key aspects for real-world interactions are underexplored in existing benchmarks, i.e., audio signals typically contain both speech and non-speech components, and energy levels of these components can vary significantly across different scenarios. Moreover, most benchmarks do not consider the joint understanding of speech, scene, and events within the same audio clip. In this work, we introduce **SSEU-Bench**, the first versatile audio understanding benchmark that explicitly accounts for energy differences between speech and non-speech audio, with both independent and joint understanding settings for speech, scene, and events. Furthermore, we demonstrate that some LALMs tend to underperform on certain tasks in a joint understanding setting. To address this issue, we introduce Chain-of-Thought, which effectively improves LALMs' joint audio understanding performance by decomposing complex tasks into simpler reasoning steps<sup>1</sup>.

**Index Terms**— Audio understanding, large audio language models, automatic speech recognition, audio tagging

## 1. INTRODUCTION

Large Audio Language Models (LALMs) are a class of foundation models that jointly process and understand both audio signals and natural language texts [1, 2, 3]. Recently, LALMs have made significant progress, leading to various state-of-the-art (SOTA) models that demonstrate competitive performance in different tasks such as meeting transcription [4] and human-machine interaction [5, 6].

Researchers have proposed various benchmarks to evaluate the audio understanding ability of LALMs. For example, OpenAQA [5] is a widely used audio understanding dataset that focuses on non-speech audio understanding, covering both closed-ended and open-ended evaluation sets. Specifically, the closed-ended set is designed for tasks including Audio Captioning (AC), Sound Event Detection (SED), and Audio Tagging (AT), while the open-ended set treats the problem as Audio Question Answering (AQA), where question-answer pairs are generated by Large Language Models (LLMs) and humans from the audio metadata. Based on OpenAQA, Open-ASQA [6] introduces additional speech clips and speech-related tasks, such as speaker emotion recognition and gender classification. More recently, AudioBench [7], AIR-Bench [8], and MMAU [9] have been proposed to expand the evaluation scope by incorporating more audio reasoning tasks, illustrating a growing trend toward evaluating LALMs across various scenarios.

Despite these advances, existing benchmarks do not consider two important characteristics of real-world human-machine interactions. Specifically, in real-world interactive scenarios, audio signals often contain both foreground user speech and background sound events, with potentially large differences in amplitude. This imbalance can be quantified using the signal-to-noise ratio (SNR), which measures how much the foreground speech dominates or is masked by background sounds. For example, a quiet home typically has a high SNR, where the user's speech is clearly distinguishable, whereas a metro station may present a low SNR, where background sounds dominate. The ability of LALMs to understand both speech and non-speech content under varying SNR conditions remains unexplored. Furthermore, most existing benchmarks rarely perform a joint analysis of **speech**, **scene**, and **events** within the same audio sample, with each typically addressed as a separate task.

To address these gaps, we propose a new audio understanding benchmark, namely **Speech, Scene and Events Understanding Benchmark (SSEU-Bench)**. Specifically, each audio sample in SSEU-Bench is composed of foreground speech and background sound events, mixed at different SNR levels. We curate realistic background non-speech audio clips from existing SED datasets across 6 scenes (i.e., home, restaurant, city center, grocery store, metro station, and residential area), covering 18 non-speech sound event classes. Foreground speech is selected from the VCTK corpus [10] and represents clean speech in real-world interactions. To evaluate the audio understanding capabilities of LALMs, we present three tasks from different understanding perspectives: Automatic Speech Recognition (ASR), Acoustic Scene Classification (ASC), and Audio Tagging (AT). These three tasks enable the LALM to comprehensively interpret audio by addressing three key questions: “What is the speaker saying?”, “Where is the speaker (acoustic scene)?” and “What kinds of events are occurring in the surrounding environment?”. In addition, we present a Chain-of-Thought (CoT)-guided inference method for LALMs, to improve the joint interpretation of audio information across different granularities. The main contributions of this work are listed as follows:

- We present SSEU-Bench. To the best of our knowledge, this is the first audio understanding benchmark to jointly analyze speech, scene, and events within the same audio clip, integrating objective evaluations while explicitly accounting for the energy difference between foreground speech and background sound events. Specifically, we present three tasks, i.e., ASR, ASC and AT, to benchmark the audio understanding performance of LALMs.
- Based on SSEU-Bench, we introduce a CoT-guided inference approach to enhance joint understanding of speech, scene, and events for LALMs. This method decomposes audio reasoning into sequential steps before generating the final structured output, improving the overall interpretability and accuracy.
- We release all data and code to promote research on joint understanding of speech, scene and events through LALMs.

\*Corresponding author (jwoo@kaist.ac.kr)

<sup>1</sup><https://sites.google.com/view/sseu-bench>

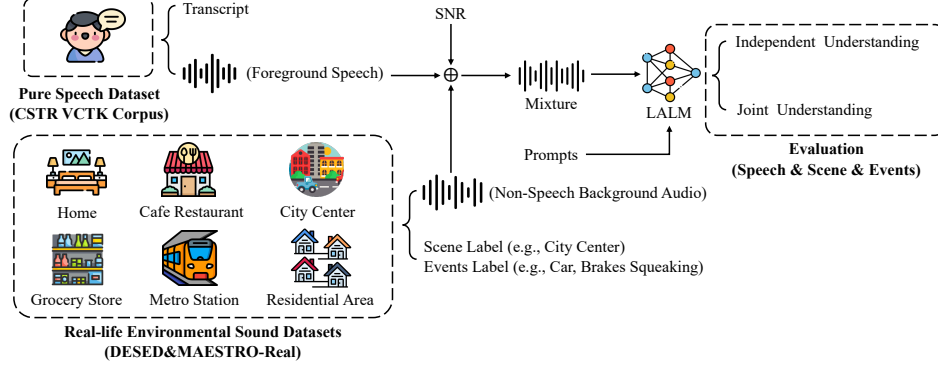


Fig. 1. Overview of the proposed Speech, Scene and Events Understanding Benchmark (SSEU-Bench).

## 2. SSEU-BENCH

### 2.1. Audio Mixture Creation

In SSEU-Bench, each audio sample is mixed with a pure speech clip with a specific SNR (Fig. 1). “SNR” refers to the strength of the foreground speech relative to the background non-speech audio. Specifically, clean speech clips are sourced from VCTK corpus, while non-speech background clips are sampled from DESED<sup>2</sup> and MAESTRO-Real [11].

All recordings are converted to a single channel at a sampling rate of 44.1 kHz during mixing. For inference, recordings are re-sampled to the sampling rate expected by each model if it differs from 44.1 kHz. VCTK provides accurate text transcriptions for each speech clip. DESED and MAESTRO-Real offer event labels with timestamps. After removing overlapping event categories between the two datasets, we retain 18 distinct sound event classes, such as “Alarm Bell Ringing” and “Brakes Squeaking”. DESED is primarily focused on “Home” scene, whereas MAESTRO-Real covers five different scenes. Overall, we sample 378 and 739 non-speech audio clips from the DESED and MAESTRO-Real, respectively. From VCTK, we sample 2.71 hours of clean speech data spoken by 104 different speakers. In total, we obtain 21.72 hours of audio data, covering seven different SNR conditions. Detailed scene and event class lists are provided on the benchmark website<sup>1</sup>.

### 2.2. Audio Understanding Evaluation

To evaluate the audio understanding capability of LALMs, we present three different tasks, including ASR, ASC and AT.

**ASR** aims to evaluate the speech understanding performance of LALMs. We input the audio signal along with a text prompt into the LALM to perform the ASR task, where the model is required to transcribe the spoken content accurately. This task is designed to investigate the robustness of LALMs in speech recognition under varying levels of non-speech background audio interference.

**ASC** is designed to analyze LALMs’ performance in understanding the acoustic scene. In this task, the LALM is required to identify the environment in which the speaker is located, such as “Home” or “City Center”. However, existing LALMs are not well-suited for directly generating confidence scores for classification tasks [5, 12]. Therefore, as illustrated in Fig. 2(A), inspired by previous work [5], we adopt a text embedding model-based frame-

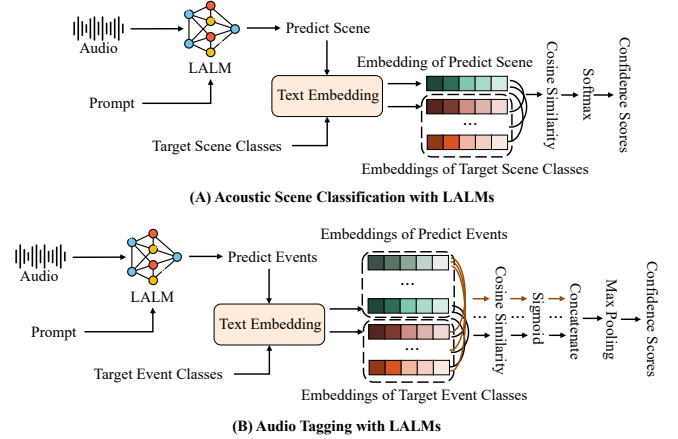


Fig. 2. Overview of the Scene and Events Understanding Evaluation Methods in SSEU-Bench.

work to estimate the confidence score for each scene class. Specifically, we use ChatGPT-Text-Embedding-3-Large<sup>3</sup> as the text embedding model, which is a SOTA embedding model that maps text into high-dimensional vectors, enabling semantic comparison across diverse languages and tasks.

We denote the predicted scene as  $\hat{S}$ , and define the set of target scene classes as  $\mathcal{G}_s = \{S_1, S_2, \dots, S_{N_s}\}$ , where  $N_s = 6$  is the number of target scene classes. By expressing the text embedding model as  $\theta(\cdot)$  and denoting cosine similarity as  $\text{sim}(\cdot)$ , the corresponding confidence scores can then be calculated as:

$$c_i = \frac{e^{\text{sim}(\theta(\hat{S}), \theta(S_i))}}{\sum_{j=1}^{N_s} e^{\text{sim}(\theta(\hat{S}), \theta(S_j))}} \quad (i = 1, 2, \dots, N_s) \quad (1)$$

**AT** is used to evaluate the LALM’s understanding of sound events in the current environment, providing a more fine-grained assessment compared to ASC. In this task, the LALM is required to identify non-speech sound events present in the audio, such as “Cat” and “Dog”, among  $N_e = 18$  target classes. As illustrated in Fig. 2(B), we still employ a pre-trained text embedding model to compute confidence scores for each target event class.

<sup>2</sup><https://project.inria.fr/desed/>

<sup>3</sup><https://platform.openai.com/docs/models/text-embedding-3-large>

For the predicted events  $\mathcal{P}_e = \{\hat{E}_1, \hat{E}_2, \dots, \hat{E}_{M_e}\}$ , and the target event classes  $\mathcal{G}_e = \{E_1, E_2, \dots, E_{N_e}\}$ , we calculate the confidence score matrix  $F \in \mathbb{R}^{M_e \times N_e}$  as:

$$F_{m,n} = \sigma(\text{sim}(\theta(\hat{E}_m), \theta(E_n))) \quad (2)$$

where  $\sigma(\cdot)$  is the sigmoid function,  $m = 1, 2, \dots, M_e$  and  $n = 1, 2, \dots, N_e$ .  $M_e$  is the number of predicted sound event classes. Then, we apply max pooling to generate the final confidence scores, as formulated in:

$$p_n = \max_m F_{m,n} \quad (3)$$

To thoroughly investigate the understanding capabilities of LALMs, we propose two evaluation paradigms, namely “independent understanding” and “joint understanding”. Specifically, for **independent** understanding, the LALM is required to focus on a single task (i.e., ASR, ASC or AT), while for **joint** understanding, the LALM is expected to generate predictions for all three tasks.

### 2.3. Chain-of-Thought-Guided Inference

When performing audio understanding, a typical approach is to directly prompt the LALM to generate an answer [6]. Recently, CoT has been proposed to enhance complex problem solving by decomposing the task into intermediate steps [13]. In this work, we first employ direct prompting to perform joint understanding. Then, we present a CoT-guided inference method that decomposes the joint understanding process into multiple subtasks. Specifically, before producing the final answer, we guide the LALM through the following reasoning steps: (1) **Energy & Onset**: compare the energy between speech and background audio to estimate when speech begins; (2) **ASR**: transcribe the spoken content accurately; (3) **Scene candidates**: analyze non-speech audio and generate a ranked list of candidate scenes; (4) **Event candidates**: detect distinct non-speech sound events and rank candidate events; (5) **Correction**: cross-validate scenes and events, remove inconsistencies, and select one final scene along with consistent events. Through these steps, the model is expected to refine its understanding and improve prediction accuracy. All prompts used in this work are provided on the website<sup>1</sup>.

## 3. EXPERIMENTAL SETUPS

**Large Audio Language Models:** We evaluate four open-source LALMs on SSEU-Bench, including LTU-AS [6], Qwen2-Audio-Instruct [14], Kimi-Audio [15], and Step-Audio 2 Mini [16]. These models have achieved competitive performance across different audio understanding benchmarks. All four models employ a 7B LLM as the backbone. We present the mean and standard deviation obtained from three runs to assess result variability.

**CLAP-based Baselines:** Beyond next-token-prediction-based audio language models (i.e., LALMs), Contrastive Language-Audio Pretraining (CLAP) has also been widely used in downstream audio classification tasks [17]. Therefore, we include various pre-trained CLAP-based models as strong baselines, to compare with LALM-based approaches on ASC and AT. In detail, the audio and class labels are encoded separately; cosine similarities between their embeddings are computed, and the confidence scores are finally obtained using softmax for ASC or sigmoid for AT. We apply the original CLAP [17], and two variants (i.e., LAION-CLAP [18] and MGA-CLAP [19]), as the CLAP-based strong baselines.

**Metrics:** For the three tasks (i.e., ASR, ASC, and AT), we use Word Error Rate (WER), macro-average Accuracy (mACC), and mean Average Precision (mAP) as the evaluation metrics, respectively, which

have been widely applied in previous studies [4, 20]. All metrics are reported as percentages in this work.

**Upper Bound:** To verify the effectiveness of the proposed evaluation methods and obtain upper-bound metrics, we use the ground truth as predictions and compute corresponding metrics for the three tasks, denoted as  $\text{WER}_{\text{gt}}$ ,  $\text{mACC}_{\text{gt}}$ , and  $\text{mAP}_{\text{gt}}$ , respectively.

**SNR Selection:** Different acoustic scenes exhibit distinct SNR characteristics. However, since there is currently no publicly available data on real SNR distributions across different scenes, we uniformly assign SNRs ranging from  $-10$  dB to  $10$  dB for each scene.

## 4. RESULTS AND DISCUSSIONS

**Independent Understanding:** We first present the independent understanding performance of LALMs and CLAP-based models in Table 1. For speech understanding, LTU-AS exhibits an extremely high WER (i.e., over 80%). This is because LTU-AS uses a pre-trained ASR model (i.e., Whisper [21]) to transcribe the speech into text, which is then injected into the LLM backbone. When the spoken text is not provided, its ASR performance drops dramatically [6], with the WER on LibriSpeech [22] increasing from 4.9% to 97.2%. In addition, the WER on clean speech is higher than that on other conditions, which is because the ASR training data for LTU-AS is derived from AudioSet [23], where most samples are mixtures of environmental sounds and speech instead of clean speech. Both Qwen2-Audio-Instruct and Step-Audio 2 Mini achieve competitive performance on clean speech, but their ASR results are severely affected by background audio interference. Kimi-Audio demonstrates the most robust ASR performance, showing minimal sensitivity to non-speech signals and achieving the lowest average WER of 8.78%.

For scene understanding, CLAP-based methods outperform LALM-based counterparts, as CLAP naturally aligns audio and text in a shared embedding space, which is beneficial for zero-shot classification and retrieval tasks [17]. However, although CLAP-based methods can generalize to unseen labels, they rely on a pre-defined label set during inference. For LALMs, we do not require them to generate pre-defined labels. Consequently, the outputs of LALMs may not exactly match the scene labels, and therefore a pre-trained text embedding model is applied to estimate the similarity between the predicted and target scenes. Step-Audio 2 Mini achieves the best ASC result, with an average mACC of 38.2%. A similar trend is observed in events understanding, where CLAP-based models outperform LALMs, and Step-Audio 2 Mini achieves the SOTA performance, with an average mAP of 38.11%.

**Impact of Joint Understanding:** In Table 2, we report the independent and joint audio understanding performance of Qwen2-Audio-Instruct, Kimi-Audio, and Step-Audio 2 Mini, where the metrics are averaged results across five different SNR conditions (i.e., 10 dB, 5 dB, 0 dB,  $-5$  dB and  $-10$  dB). We exclude LTU-AS from the comparison, as we observe that when performing joint understanding, LTU-AS fails to generate expected answers for all three tasks as required by the text prompt. Results show that the impact of joint understanding varies across different LALMs.

Specifically, for Qwen2-Audio-Instruct, the performance under joint understanding drops sharply, suggesting that the model is less effective at performing joint speech, scene and events understanding. In addition, we observe that Qwen2-Audio-Instruct occasionally produces multiple timestamps for sound events, which can be attributed to the influence of the SED task during pre-training. For Kimi-Audio and Step-Audio 2 Mini, when performing joint understanding, the models tend to concentrate on certain tasks, leading to performance degradation on the remaining tasks.

**Table 1.** The independent understanding performance of different systems on SSEU-Bench. “SNR=+∞” and “SNR=−∞” represent “pure foreground speech” and “pure background audio”, respectively.

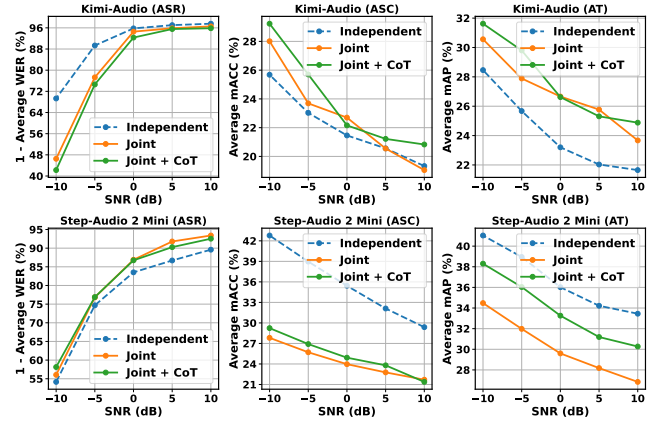
System	+∞	10 dB	5 dB	SNR 0 dB	−5 dB	−10 dB	−∞	Average
<b>Speech Understanding (WER ↓) (Using the ground-truth transcripts as predictions: <math>WER_{gt} = 0.00\%</math>)</b>								
LTU-AS [6]	100.93±1.2	83.34±3.6	81.35±1.6	84.03±0.7	87.24±1.0	98.85±1.8	-	89.29±0.3
Qwen2-Audio-Instruct [14]	4.02±0.1	6.18±0.1	7.86±0.1	11.19±0.2	20.02±0.2	37.71±0.2	-	14.50±0.1
Kimi-Audio [15]	1.74±0.1	2.43±0.1	2.97±0.3	4.20±0.2	10.67±0.2	30.69±0.2	-	<b>8.78±0.1</b>
Step-Audio 2 Mini [16]	1.91±0.1	10.41±0.3	13.30±0.8	16.48±1.4	25.32±1.0	45.84±0.8	-	18.88±0.5
<b>Scene Understanding (mACC ↑) (Using the ground-truth scene labels as predictions: <math>mACC_{gt} = 100\%</math>)</b>								
CLAP [17]	-	45.45	51.43	56.58	59.85	61.08	66.70	56.85
LAION-CLAP [18]	-	60.77	63.73	67.19	68.10	71.04	76.61	<b>67.91</b>
MGA-CLAP [19]	-	48.46	50.08	50.33	51.26	53.10	65.65	53.15
LTU-AS [6]	-	20.86±0.2	21.09±0.1	21.78±0.3	22.29±0.1	23.34±0.1	32.22±0.3	23.60±0.1
Qwen2-Audio-Instruct [14]	-	29.44±0.3	28.65±0.2	30.67±0.2	32.94±0.1	34.49±0.2	38.67±0.1	32.48±0.1
Kimi-Audio [15]	-	19.33±0.4	20.56±1.0	21.46±0.3	23.03±0.2	25.68±0.6	38.64±0.9	24.78±0.2
Step-Audio 2 Mini [16]	-	29.38±0.3	32.11±0.3	35.43±0.7	38.97±0.6	42.78±0.6	50.54±0.4	<b>38.20±0.1</b>
<b>Events Understanding (mAP ↑) (Using the ground-truth event labels as predictions: <math>mAP_{gt} = 100\%</math>)</b>								
CLAP [17]	-	55.19	57.14	57.86	57.10	57.28	63.11	57.95
LAION-CLAP [18]	-	60.33	61.35	61.80	62.13	62.41	65.20	62.20
MGA-CLAP [19]	-	62.09	62.56	62.87	63.12	63.49	71.64	<b>64.29</b>
LTU-AS [6]	-	23.09±0.3	23.42±0.4	25.05±0.3	26.12±0.2	27.67±0.4	36.95±0.1	27.05±0.1
Qwen2-Audio-Instruct [14]	-	30.78±0.2	30.91±0.4	33.59±0.3	35.59±0.6	36.27±0.8	40.09±0.7	34.54±0.2
Kimi-Audio [15]	-	21.65±0.1	22.03±0.4	23.20±0.5	25.67±0.6	28.46±0.3	38.06±0.5	26.51±0.2
Step-Audio 2 Mini [16]	-	33.45±0.2	34.22±1.1	36.02±0.3	38.95±0.9	41.03±0.6	45.00±0.7	<b>38.11±0.3</b>

**Table 2.** The independent and joint understanding performance of different LALMs on SSEU-Bench.

System	Joint	WER ↓	mACC ↑	mAP ↑
Qwen2-Audio-Instruct [14]	✗	16.59±0.1	31.24±0.1	33.42±0.1
	✓	22.16±0.4	21.86±0.1	16.52±1.1
Kimi-Audio [15]	✗	10.19±0.1	22.01±0.2	24.20±0.3
	✓	17.84±0.6	22.80±0.2	26.91±0.4
Step-Audio 2 Mini [16]	✗	22.27±0.5	35.73±0.3	36.73±0.5
	✓	19.01±0.2	24.39±0.4	30.22±0.2

**Impact of CoT:** We further conduct an in-depth analysis of Step-Audio 2 Mini and Kimi-Audio in Fig. 3, exploring how CoT affects joint understanding across different conditions. We exclude Qwen2-Audio-Instruct here, as the model exhibits unstable behavior under CoT guidance, frequently failing to produce the expected outputs.

Results show that CoT is beneficial for improving the overall joint audio understanding performance. In detail, for Kimi-Audio, CoT leads to relatively stable ASR performance, while both ASC and AT exhibit improvements under certain SNR conditions (e.g. 10 dB, −5 dB, and −10 dB). This gain can be attributed to the last step introduced in CoT, where the model is guided to leverage the correlation between scenes and events to correct the corresponding results. Such correction is particularly beneficial for ASC and AT, whereas ASR, as the first step of reasoning without subsequent adjustment, shows limited room for improvement. Similarly, Step-Audio 2 Mini tends to focus on a single task (i.e., ASR) under the joint understanding setting, leading to a decline in performance on the other tasks (i.e., ASC and AT). When CoT guidance is applied to the LALM to perform joint understanding step by step, the performance of ASC and AT is improved. Notably, for AT, the average mAP increases by approximately 4% across all SNR conditions. Detailed inference demos are presented on the benchmark website<sup>1</sup>.



**Fig. 3.** Performance of Step-Audio 2 Mini with different understanding strategies on SSEU-Bench.

## 5. CONCLUSIONS

In this paper, we present SSEU-Bench, the first audio understanding benchmark for LALMs that accounts for speech and non-speech audio with energy differences, reflecting realistic interactive scenarios. Results show that LALMs can achieve promising results on single-granularity (i.e., speech, scene or events) audio understanding tasks, but there is still a significant gap compared with CLAP-based models. In addition, for joint understanding, some LALMs tend to exhibit degraded performance on certain tasks. By guiding the inference process with CoT, the joint audio understanding performance can be enhanced. These findings underline the promise of LALMs in audio understanding, while also revealing open challenges in unified perception of speech, acoustic scene and sound events.

## 6. ACKNOWLEDGMENTS

This work was supported by the National Research Foundation of Korea (NRF) grant (No. RS-2024-00337945); and the BK21 FOUR program through the NRF grant funded by the Ministry of Education of Korea government (MOE).

## 7. REFERENCES

- [1] Shukang Yin, Chaoyou Fu, Sirui Zhao, Ke Li, Xing Sun, Tong Xu, and Enhong Chen, “A survey on multimodal large language models,” *National Science Review*, vol. 11, no. 12, pp. nwae403, 2024.
- [2] Dongchao Yang, Jinchuan Tian, Xu Tan, Rongjie Huang, Songxiang Liu, Haoan Guo, Xuankai Chang, Jiatong Shi, Jiang Bian, Zhou Zhao, et al., “Uniaudio: Towards universal audio generation with large language models,” in *International Conference on Machine Learning (ICML)*, 2024.
- [3] Chih-Kai Yang, Neo S Ho, and Hung-yi Lee, “Towards holistic evaluation of large audio-language models: A comprehensive survey,” *arXiv preprint arXiv:2505.15957*, 2025.
- [4] Han Yin, Yafeng Chen, Chong Deng, Luyao Cheng, Hui Wang, Chao-Hong Tan, Qian Chen, Wen Wang, and Xiangang Li, “SpeakerLM: End-to-end versatile speaker diarization and recognition with multimodal large language models,” *arXiv preprint arXiv:2508.06372*, 2025.
- [5] Yuan Gong, Hongyin Luo, Alexander H Liu, Leonid Karlinsky, and James Glass, “Listen, Think, and Understand,” in *International Conference on Learning Representations (ICLR)*, 2024.
- [6] Yuan Gong, Alexander H Liu, Hongyin Luo, Leonid Karlinsky, and James Glass, “Joint audio and speech understanding,” in *Automatic Speech Recognition and Understanding Workshop (ASRU Workshop)*. IEEE, 2023, pp. 1–8.
- [7] Bin Wang, Xunlong Zou, Geyu Lin, Shuo Sun, Zhuohan Liu, Wenyu Zhang, Zhengyuan Liu, AiTi Aw, and Nancy F Chen, “Audiobench: A universal benchmark for audio large language models,” *arXiv preprint arxiv:2406.16020*, 2024.
- [8] Qian Yang, Jin Xu, Wenrui Liu, Yunfei Chu, Ziyue Jiang, Xiaohuan Zhou, Yichong Leng, Yuanjun Lv, Zhou Zhao, Chang Zhou, et al., “Air-bench: Benchmarking large audio-language models via generative comprehension,” *arXiv preprint:2402.07729*, 2024.
- [9] S Sakshi, Utkarsh Tyagi, Sonal Kumar, Ashish Seth, Ramaneswaran Selvakumar, Oriol Nieto, Ramani Duraiswami, Sreyan Ghosh, and Dinesh Manocha, “MMAU: A massive multi-task audio understanding and reasoning benchmark,” in *International Conference on Learning Representations (ICLR)*, 2025.
- [10] Junichi Yamagishi, Christophe Veaux, and Kirsten MacDonald, “CSTR VCTK Corpus: English Multi-speaker Corpus for CSTR Voice Cloning Toolkit (version 0.92) [sound],” University of Edinburgh. The Centre for Speech Technology Research (CSTR), 2019, <https://doi.org/10.7488/ds/2645>.
- [11] Irene Martín-Morató and Annamaria Mesaros, “Strong labeling of sound events using crowdsourced weak labels and annotator competence estimation,” *IEEE/ACM Transactions on Audio, Speech, and Language Processing (TASLP)*, vol. 31, pp. 902–914, 2023.
- [12] Bowen Gu, Rishi J Desai, Kueiyu Joshua Lin, and Jie Yang, “Probabilistic medical predictions of large language models,” *npj Digital Medicine*, vol. 7, no. 1, pp. 367, 2024.
- [13] Jason Wei, Xuezhi Wang, Dale Schuurmans, Maarten Bosma, Fei Xia, Ed Chi, Quoc V Le, Denny Zhou, et al., “Chain-of-thought prompting elicits reasoning in large language models,” *Advances in Neural Information Processing Systems (NIPS)*, vol. 35, pp. 24824–24837, 2022.
- [14] Yunfei Chu, Jin Xu, Qian Yang, Haojie Wei, Xipin Wei, Zhi-fang Guo, Yichong Leng, Yuanjun Lv, Jinzheng He, Junyang Lin, et al., “Qwen2-Audio Technical Report,” *arXiv preprint arXiv:2407.10759*, 2024.
- [15] Ding Ding, Zeqian Ju, Yichong Leng, Songxiang Liu, Tong Liu, Zeyu Shang, Kai Shen, Wei Song, Xu Tan, Heyi Tang, et al., “Kimi-Audio Technical Report,” *arXiv preprint arXiv:2504.18425*, 2025.
- [16] Boyong Wu, Chao Yan, Chen Hu, Cheng Yi, Chengli Feng, Fei Tian, Feiyu Shen, Gang Yu, Haoyang Zhang, Jingbei Li, et al., “Step-Audio 2 Technical Report,” *arXiv preprint arXiv:2507.16632*, 2025.
- [17] Benjamin Elizalde, Soham Deshmukh, Mahmoud Al Ismail, and Huaming Wang, “CLAP: Learning audio concepts from natural language supervision,” in *International Conference on Acoustics, Speech and Signal Processing (ICASSP)*. IEEE, 2023, pp. 1–5.
- [18] Yusong Wu, Ke Chen, Tianyu Zhang, Yuchen Hui, Taylor Berg-Kirkpatrick, and Shlomo Dubnov, “Large-scale contrastive language-audio pretraining with feature fusion and keyword-to-caption augmentation,” in *International Conference on Acoustics, Speech and Signal Processing (ICASSP)*. IEEE, 2023, pp. 1–5.
- [19] Yiming Li, Zhifang Guo, Xiangdong Wang, and Hong Liu, “Advancing multi-grained alignment for contrastive language-audio pre-training,” in *ACM International Conference on Multimedia (ACM MM)*, 2024, pp. 7356–7365.
- [20] Qiuqiang Kong, Yin Cao, Turab Iqbal, Yuxuan Wang, Wenwu Wang, and Mark D Plumbley, “PANNs: Large-scale pre-trained audio neural networks for audio pattern recognition,” *IEEE/ACM Transactions on Audio, Speech, and Language Processing (TASLP)*, vol. 28, pp. 2880–2894, 2020.
- [21] Alec Radford, Jong Wook Kim, Tao Xu, Greg Brockman, Christine McLeavey, and Ilya Sutskever, “Robust speech recognition via large-scale weak supervision,” in *International Conference on Machine Learning (ICML)*. PMLR, 2023, pp. 28492–28518.
- [22] Vassil Panayotov, Guoguo Chen, Daniel Povey, and Sanjeev Khudanpur, “Librispeech: an asr corpus based on public domain audio books,” in *International Conference on Acoustics, Speech and Signal Processing (ICASSP)*. IEEE, 2015, pp. 5206–5210.
- [23] Jort F Gemmeke, Daniel PW Ellis, Dylan Freedman, Aren Jansen, Wade Lawrence, R Channing Moore, Manoj Plakal, and Marvin Ritter, “Audioset: An ontology and human-labeled dataset for audio events,” in *International Conference on Acoustics, Speech and Signal Processing (ICASSP)*. IEEE, 2017, pp. 776–780.