

AN ELEMENTARY PROOF THAT LINKING PROBLEMS ARE HARD

SHANNON CHENG, ANNA CHLOPECKI, SAARAH NAZAR AND ERIC SAMPERTON

ABSTRACT. We give a new, elementary proof of what we believe is the simplest known example of a “natural” problem in computational 3-dimensional topology that is NP-hard—namely, the *Trivial Sublink Problem*: given a diagram L of a link in S^3 and a positive integer k , decide if L contains a k component sublink that is trivial. This problem was previously shown to be NP-hard in independent works of Koenig-Tsvietkova and de Mesmay-Rieck-Sedgwick-Tancer, both of which used reductions from 3SAT. The reduction we describe instead starts with the Independent Set Problem, and allows us to avoid the use of Brunnian links such as the Borromean rings. On the technical level, this entails a new conceptual insight: the Trivial Sublink Problem is hard entirely due to mod 2 pairwise linking, with no need for integral or higher order linking. On the pedagogical level, the reduction we describe is entirely elementary, and thus suitable for introducing undergraduates and non-experts to complexity-theoretic low-dimensional topology. To drive this point home, in this work we assume no familiarity with low-dimensional topology, and—other than Reidemeister’s Theorem and Karp’s result that the Clique Problem is NP-hard—we provide more-or-less complete definitions and proofs. We have also constructed a web app that accompanies this work and allows a user to visualize the new reduction interactively.

1. INTRODUCTION

1.1. Motivations and caveats. Knots have apparently fascinated humans longer than the written word has existed. A common subtext in this fascination is the “intricacy” or “complexity” of knots, as illustrated by the Dharmic use of the Endless Knot for at least four thousand years, the mythical Gordian Knot of classical antiquity, or the proliferation of Celtic knots in early Insular art. The more recent advent of computers—and concomitant developments in the language of theoretical computer science—has allowed humans to make mathematically precise statements about the “complexity of knots.” In particular, it is now generally understood that there are many different precise problems one can associate to knots, each of whose complexities can be understood as different ways that one can measure the “complexity of knots.”

With this in mind, our goal in this work is to give the simplest known formulation and proof of the idea that “knots are complex.” By doing so, we hope to encourage more people to think about complexity-theoretic knot theory (especially the more important problems that we will identify along the way). To this end, throughout this paper, while we will assume the reader is familiar with the basics of complexity theory and graph theory at an undergraduate level (specifically: the definitions of computable, RE, R, P, NP, Karp reduction, NP-hard, NP-complete, graph, simple graph, adjacency matrix, plane graph), we will not assume any familiarity with knot theory.¹

Before really diving in, we should fess up to a few things. First, our precise results will not technically be about “knots,” but rather “links,” which are like knots except that they are allowed to have several different connected components. Second, the specific computational problem for links that we will study is perhaps a bit contrived; however, we believe it is interesting enough to take seriously as an illustration of the computational richness of low-dimensional topology, while simultaneously being easy enough to explain in an elementary way. Third, our main result—see Theorem 1 in Subsection 1.3—has already been proved before. But we will provide a *new* proof, which we hope will be useful pedagogically, and suspect might be useful in other settings as well.

Finally, the new proof that we will describe was explained to one of us by Yo’av Rieck in a five minute lightning talk given during the 2023 Computational Problems in Low-dimensional Topology III workshop at Rutgers University-Newark. During that talk, Rieck credited the main idea to Martin Tancer. We are grateful to both Rieck and Tancer for

Date: September 16, 2025.

All authors supported in part by NSF CCF 2330130. We thank the Purdue Experimental Math Lab—especially its inaugural director Thomas Sinclair—for bringing us together.

¹For the sake of space, however, we will not provide much more *motivation* for knot theory beyond the couple of paragraphs above. Suffice it to say that there are plenty of good reasons to study knots, both from the purely mathematical side and for applications (e.g., DNA topology or topological quantum physics). Our ideal reader is someone who is already curious about computational aspects of knot theory, but maybe does not know where to begin.

their generosity in sharing the idea, as well as some helpful comments from Tancer on the first draft of this work. We also thank the organizers of the workshop Eric Sedgwick, Anastasiia Tsvietkova, and Mehdi Yazdi.

1.2. Computational knot theory 101. For mathematicians, a *knot* is a smooth embedding $K : S^1 \rightarrow \mathbb{R}^3$, where S^1 is the unit circle and \mathbb{R}^3 is 3-dimensional Euclidean space. A *link with n components* is a smooth embedding $L : \bigsqcup_{i=1}^n S^1 \rightarrow \mathbb{R}^3$, where $\bigsqcup_{i=1}^n S^1$ is the disjoint union of n circles. Intuitively, a knot is what we get by taking a single length of (infinitesimally thin) rope, tying a knot in it, and then gluing its two ends together. An n component link is what we get by doing this to n different lengths of rope all at the same time, leading to “several knots knotted together.”

Two links L_0 and L_1 are considered *equivalent* if they have the same number of components n and are (*smoothly*) *ambient isotopic*, meaning there exists a smooth map $H : \mathbb{R}^3 \times [0, 1] \rightarrow \mathbb{R}^3$ with the following three properties:

- for all $t \in [0, 1]$, the map $x \mapsto H(x, t)$ is a diffeomorphism of \mathbb{R}^3 ,
- the map $x \mapsto H(x, 0)$ is the identity map on \mathbb{R}^3 , and
- for all $\theta \in \bigsqcup_{i=1}^n S^1$, $H(L_0(\theta), 1) = L_1(\theta)$.

It is a fun exercise to check that this yields an equivalence relation on the set of all links. This notion of equivalence precisely captures the intuitive idea that two tangled up messes of circular ropes should be considered the same if we can wiggle and stretch and shrink one (without cutting it) until it “looks like” the other one. The fundamental topological problem of knot theory is to classify all possible equivalence classes of knots and links.

(One technical point: our definition of “equivalent” here implies that we are really working with *oriented* knots and links. That is, we think of S^1 as being endowed with its standard orientation, and we keep track of it. This does not effect our main result at all, but it is convenient for our proof.)

These definitions (knot, link, ambient isotopic, equivalent) are all well and good as far as rigorous mathematics is concerned, but are ill suited to computation. Indeed, *a priori*, a smooth embedding $K : S^1 \rightarrow \mathbb{R}^3$ typically requires an uncountably infinite amount of data to encode. Fortunately, when studying the topology of knots, we are ultimately more interested in understanding the equivalence classes of knots—not specific knots *per se*—which gives us flexibility to combinatorialize our representations of knots. For example, one can replace the assumption that a knot is a *smooth* map $K : S^1 \rightarrow \mathbb{R}^3$ with the assumption that it is *piecewise-linear* map, which can always be isotoped (in the piecewise-linear sense) so that its “kinks” meet at rational points $\mathbb{Q}^3 \subset \mathbb{R}^3$.

The more common way to combinatorialize descriptions of links is to use 2-d pictures called “diagrams”, which combine a plane graph describing the “shadow” of the link we get by projecting it onto a plane $\mathbb{R}^2 \subset \mathbb{R}^3$ with the “crossing information” that indicates which parts of this shadow come from pieces of the knot that are “above” others. We will do it, but warn the reader before doing so that it is a bit obnoxious to write down a rigorous mathematical definition for what is supposed to be a very simple idea. Before reading the next paragraph, we encourage the reader to skim the figures throughout this document, which contain many examples of link diagrams (as well as “braid words”—more to come on that!).

A *link diagram* D is a 4-regular, plane graph (that is, a planar graph together with a choice of (isotopy class of) embedding in the plane) such that at every vertex, an opposite pair of half-edges is distinguished by calling them the *undercrossing half-edges*. We call the other two half-edges the *overcrossing half-edges* and we call vertices *crossings*. Note that the graph underlying a link diagram D need not be simple, *i.e.* there can be self-loops at the vertices, as well as multiple edges between two vertices. Moreover, the graph is allowed to have connected components that do not contain any vertices, called *loops*.

Every link diagram determines a partition of its edges and loops into parts called *components* as follows. Each loop is defined to be in its own component. If two edges meet at opposite sides of a vertex, then they are declared to be in the same component; this binary relation generates a partition on the edges whose parts are then the components.

An *orientation* of a link diagram is a choice of loop orientations and edge orientations such that at each pair of opposite half-edges of each vertex, one of the half-edge’s orientations points toward the vertex and the other’s points away from the vertex. Every link diagram can be oriented.

Given any n component link L , we can build an oriented link diagram D_L with n components in three steps. We sketch the basic idea. First, apply an (arbitrarily small) ambient isotopy of L so that it is in “general position” with respect to the orthogonal projection map $\pi : \mathbb{R}^3 \rightarrow \mathbb{R}^2$, where \mathbb{R}^2 is the xy plane in \mathbb{R}^3 . Second, thanks to this “general position” condition, the projection $\pi(L)$ of L onto \mathbb{R}^2 is a 4-regular plane graph with loops. Finally, we determine crossing information at the vertices by keeping track of which half edges come from points of L with larger z coordinates.

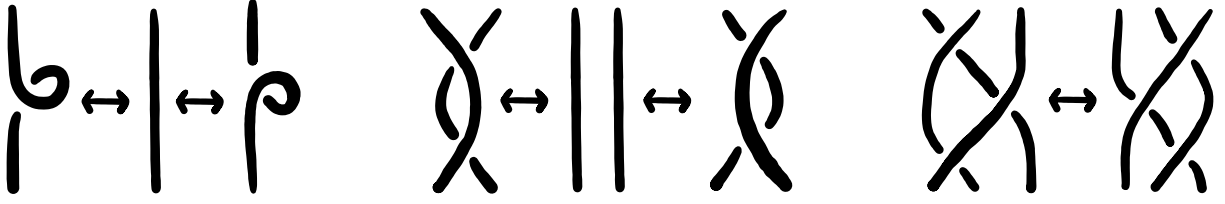


FIGURE 1. Reidemeister moves. (We have suppressed orientations.)

Conversely, given an oriented link diagram D , we can build a link L_D in such a way that L_{D_L} is equivalent to L . We refer the reader to textbooks on knot theory for details (it is also not too hard to work out by oneself). We call L_D the link *represented* by the diagram D . The question of whether or not two links L and L' are equivalent can be entirely addressed using link diagrams representing them, a claim made precise by

Reidemeister’s Theorem. *Two oriented link diagrams D_0 and D_1 represent equivalent links L_{D_0} and L_{D_1} if and only if D_0 can be converted to D_1 using a sequence of the three types of local diagrammatic changes shown in Figure 1.* \square

The local diagrammatic changes in Figure 1 will be called *Reidemeister moves*, and we say two diagrams D_0 and D_1 are *equivalent* if they are related by a sequence of Reidemeister moves. With this language, Reidemeister’s theorem says that two oriented link diagrams are equivalent if and only if the links they represent are equivalent.

Reidemeister’s Theorem and the fact that every link has a diagram provide our starting point for the computational study of knots and links. We will always study computational problems where the input is a link *diagram*. So from now on, in order to ease notation, we will use letters such as L and K to denote oriented *diagrams* of links and knots, rather than smooth maps $L : \bigsqcup_{i=1}^n S^1 \rightarrow \mathbb{R}^3$ and $K : \bigsqcup_{i=1}^n S^1 \rightarrow \mathbb{R}^3$.

There are several different conventional ways for encoding link diagrams with a finite amount of data, such as PD codes, Gauss codes, Dowker-Thistlethwaite codes, *etc.* The specific way is not so important for the purposes of qualitative complexity theory, but it is necessary to agree on how we should measure the size of a diagram, since we will be doing things like measuring running time as a function of this size. To this end, we define the *size* of a link diagram L to be

$$|L| \stackrel{\text{def}}{=} n + c \in \mathbb{N},$$

where n is the number of crossings of L and c is the number of components. For any of the standard ways of encoding a diagram suggested above, the amount of space required to store the diagram in a computer’s memory is a linear function of $|L|$.

We can now precisely formulate the “fundamental problem” of link theory as a kind of computational problem—specifically, a decision problem.

Link Equivalence Problem

Input: two oriented link diagrams L_0 and L_1

Output: YES if L_0 and L_1 are equivalent diagrams; NO otherwise.

Much (but by no means all) of the mathematics of knot and link theory can be motivated by the goal of finding the best possible algorithm to solve the Link Equivalence Problem. Reidemeister’s theorem implies that the Link Equivalence Problem is in the complexity class RE of *recursively enumerable* decision problems. Put simply, if two link diagrams represent equivalent links, then after some unbounded-but-finite amount of time, we can convince ourselves that this is the case. The gist of the idea is to “brute force” search, by applying all possible sequences of Reidemeister moves to L_0 until we see L_1 . Because there is no *a priori* bound guaranteed in Reidemeister’s Theorem on how long this might need to take, if L_0 and L_1 are *not* equivalent, then this algorithm will never halt—it will search in vain forever.

In fact, thanks to more recent (and rather advanced) ideas involving the famous *Geometrization Theorem*—conjectured by Thurston in 1982 [Thu82] and proved by Perelman in 2006 via Hamilton’s Ricci flow method [Per03a, Per03b]—it is now generally understood that there exists an algorithm to solve the homeomorphism problem for all “finite-volume” 3-dimensional manifolds, of which knots and links in S^3 are a special case; see [Kup19] for details and discussion. Indeed, as explained in *loc. cit.*, the Geometrization Theorem implies—as a not-too-complicated corollary—that the 3-manifold homeomorphism problem is in R, the class of *recursive* (or *computable*) decision problems. Going beyond mere *computability*, Kuperberg [Kup19] furthermore shows that there exists an algorithm

whose running time is bounded by a tower of exponentials, meaning the 3-manifold homeomorphism problem is in ER, the class of *elementary recursive* decision problems.

All of this is to say that there exists *an* algorithm for the Link Equivalence Problem, with *some* bound on the running time, but it is possible there exists a much better one. Moreover, there are currently no known lower bounds, meaning it is entirely possible that the Link Equivalence Problem is in P! Resolving these matters is a subject of much active research by many people these days.

The Link Equivalence Problem contains several important subproblems of independent interest. The first is simply the case where we consider *knots* specifically (rather than links with an arbitrary number of components).

Knot Equivalence Problem

Input: two oriented knot diagrams K_0 and K_1

Output: YES if K_0 and K_1 are equivalent diagrams; NO otherwise.

To our knowledge, the current best known algorithms for the Knot Equivalence Problem are not qualitatively better than those for the more general Link Equivalence Problem.

The other important special cases of the Link Equivalence Problem are the “recognition problems” for specific links or families of links. The *unknot* is the unique knot that is equivalent to a diagram with 0 crossings. More generally, the *n component unlink* is the unique *n* component link that is equivalent to a diagram with 0 crossings. An *unlink* is then any link equivalent to an *n* component unlink for some *n*. Of course, an unknot or unlink can have a diagram that does not obviously “look like” it is an unknot or unlink; one can consult [BCL⁺24, LdMS24] for many examples and related constructions. It is an interesting computational problem to try to recognize unknots and unlinks.

Unlink Recognition Problem

Input: an oriented link diagram L

Output: YES if L is a diagram of an unlink; NO otherwise.

Unknot Recognition Problem

Input: an oriented knot diagram K

Output: YES if K is a diagram of the unknot; NO otherwise.

Both Unlink Recognition and Unknot Recognition are known to be in NP. This was first proved in 1999 by Hass, Lagarias and Pippenger, in arguably the first “foundational” result of complexity-theoretic knot theory [HLP99]. The “certificate of unlink-edness” they used was based on Haken’s normal surface theory, but Lackenby has since given a new proof that uses sequences of Reidemeister moves as the certificate [Lac15].

Unknot Recognition is also known to be in coNP [Kup14, Lac21] (but we are not aware of any such result for Unlink Recognition). As problems in $NP \cap coNP$ are not expected to be NP-hard (as this would cause a collapse of the polynomial hierarchy), this makes Unknot Recognition a reasonable candidate for admitting a polynomial time algorithm (perhaps a *quantum* one?). In fact, Lackenby has recently claimed that Unknot Recognition admits a quasi-polynomial time algorithm.

For the sake of space, we will not provide any further review beyond the highlights already mentioned. For general mathematical background on knot theory, we recommend the textbooks [CF63, Rol90, Lic97, Ada04]. For more discussion of algorithms and complexity in knot theory, here is a list of papers (listed in chronological order, and most of which we have cited elsewhere in this document) that could serve as a starting point for more discovery: [Wel93, HLP99, Kup14, Lac15, Lac21, Lac17, KT21, dMRST21, BCL⁺24, LdMS24, HT24].

1.3. Main result. We need two more pieces of language. First, if L is a link with *n* components, then a *sublink* of L is any link we can form by forgetting about some of the components of L . Second, if we say a link is *trivial*, we simply mean this to be a synonym for “is equivalent to an unlink.” We can now define our main problem of interest.

Trivial Sublink Problem

Input: an oriented link diagram L and a positive integer k

Output: YES if L contains a *k* component sublink that is trivial; NO otherwise.

Our main result is then the following.

Theorem 1. *The Trivial Sublink Problem is NP-hard.*

In fact, the Trivial Sublink Problem is NP-complete. This is because the methods of [HLP99] imply (more-or-less immediately) that the Trivial Sublink Problem is in NP. However, it would take us too far afield to spend time on this,

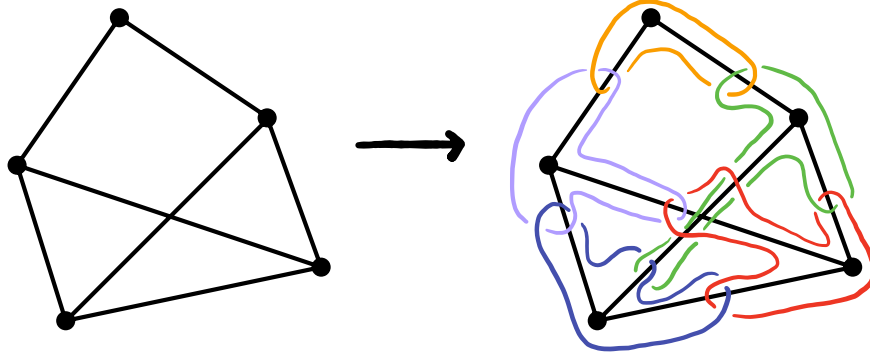


FIGURE 2. Tancer’s “octopus” reduction from Independent Set to Trivial Sublink.

and in any case, the narrower NP-hardness result of Theorem 1 is all we really need to accomplish our stated goal: showing in a precise sense that “knots are complex.”

As we alluded to in Subsection 1.1, Theorem 1 has already been proved before, by two separate groups: de Mesmay, Rieck, Sedgwick and Tancer [dMRST21], and Koenig and Tsvietkova [KT21]. Both proofs proceed by reducing from 3SAT, and involve what are called *Brunnian links*: non-trivial links with the property that removing any one component always gives an unlink. The simplest example with at least 3 components is the *Borromean rings*, illustrated in Figure 6.

In the remainder of this paper, we give a new proof of Theorem 1. Here is the idea in a nutshell: given a graph G , we can build (in polynomial time) a link diagram L_G such that the linking matrix of L_G equals the adjacency matrix of G and the trivial sublinks of L_G correspond bijectively with the independent sets of G . Karp famously showed the Clique Problem is NP-complete [Kar72], from which it follows easily that the Independent Set Problem is also NP-complete (see Lemma 2), and hence the Trivial Sublink Problem is NP-hard.

In the details, there are many ways one can imagine realizing such a reduction $G \mapsto L_G$. Tancer originally had in mind something along the lines of what is shown in Figure 2: build a “general position” immersion of G in the plane, and then turn each vertex v into an “octopus” (perhaps “ $\delta(v)$ -pus” would be more accurate, where $\delta(v)$ is the degree of v) that links with each of its neighbors with a single clasp [Tan25]. This surely works, and it is supposed to be more-or-less obvious (to experts) that this can be achieved in polynomial time—at least in principle. In practice, we believe we have found a reduction that is just as intuitive as Figure 2, but is even easier to actually implement. The trick is to use *braid words*, as we will explain in due course, although we encourage the reader to skip ahead to Figures 10 and 12 now for a visual summary.

We argue that this new proof strategy via Independent Set is simpler than the proofs found in [dMRST21] and [KT21], in two senses.

First, on a more technical level, we entirely avoid the use of Brunnian links in our reduction. The Brunnian property is quite subtle, requiring all of the components to simultaneously interact with each other in a “global” manner. It takes a certain amount of cleverness and background to be able to show that for every positive integer n , there exist n component Brunnian links. The “gadgets” in our proof, on the other hand, only require “pairwise” considerations between the components of the link L_G , mimicking the pairwise relations between vertices in G described by the edges. Informally, this can be interpreted as showing that the kind of subtle “higher order linking” needed to analyze Brunnian links (initiated in its modern form by Milnor’s theory of homotopy links [Mil54]) is not a necessary ingredient for establishing hardness in link problems. Moreover, we note for experts that while we will use integral linking numbers in order to ease our exposition, we could just as well have worked with mod 2 linking numbers; so we see that linking problems can be hard purely for “mod 2 pairwise linking” reasons.

Second, on a pedagogical level, our proof involves a minimal amount of background—from both CS and knot theory simultaneously—making it arguably the easiest approach to proving to non-experts that “knots are complex.” To illustrate this point, building on some of SnapPy’s functionality for link diagrams [CDGW] and some other Python libraries, we have created a web app visualizer that allows a user to input a graph G by hand, and then see as output the link L_G . It can be found by browsing to the following URL:

<https://trivial-sublink-git-main-shannonc8s-projects.vercel.app>

We conclude our introduction by noting an additional benefit of the reduction from Independent Set: since approximating the size of a maximum clique size is NP-hard [FGL⁺91, ALM⁺98], it should follow that approximating the number of components of a maximum trivial sublink is NP-hard.

The next Section 2 constitutes the remainder of this paper, and contains our proof of Theorem 1. However, we encourage our readers to play around with our web app before proceeding—it is possible you will be able to recover a proof of Theorem 1 all for yourself after doing so!

2. PROOF OF THEOREM 1

2.1. Graphs, cliques and independent sets. Recall that a (*simple, unoriented*) graph $G = (V, E)$ with vertex set V is a symmetric binary relation $E \subseteq V \times V$ on V that is completely irreflexive (meaning that for each $v \in V$, we have $(v, v) \notin E$). We call the elements of E the *edges* of G . By our assumptions, we might as well consider E as a subset of the set of all *unordered* pairs of *distinct* elements of V .

If the graph has $|V| = n$ vertices and we order them $V = \{v_1, v_2, \dots, v_n\}$, then we can represent G by a $n \times n$ matrix A_G —called the *adjacency matrix* for G —whose (i, j) entry is 1 if $\{v_i, v_j\} \in E$, and 0 otherwise.

Our assumptions on E guarantee that A_G is a symmetric matrix whose entries are all either 0 or 1 such that the diagonal entries are all 0. In fact, any matrix A that satisfies these conditions can be understood as the adjacency matrix of a graph with $V = \{1, 2, \dots, n\}$, and for computational problems whose input is a graph, we usually assume the graph is given to us in exactly such a form.

A k -*clique* C of a graph $G = (V, E)$ is a set of k vertices (*i.e.*, $C \subseteq V$, $|C| = k$) such that for all $v, w \in C$, $\{v, w\} \in E$. Intuitively: if the vertices of a graph are people, and edges record friendships between those people, then a k -clique is a set of k people who all friends with each other. Identifying the cliques in a graph is hard, in the following sense.

Clique Problem

Input: a graph G (encoded by an adjacency matrix) and a positive integer k

Output: YES if G has a k clique; NO otherwise.

Karp’s Theorem. *The Clique Problem is NP-complete.* □

We note that what we are calling Karp’s Theorem is really just one of the 21 different NP-complete problems famously identified by Karp in 1972 [Kar72]. As far as the “simplicity” of our new reduction goes, we are assuming that any reduction from one of these 21 problems is fair game.

For our purposes, it will be easier later if we consider a notion “complementary” to the notion of clique. A k -*independent set* I of a graph $G = (V, E)$ is a set of k vertices such that for all $v, w \in I$, $\{v, w\} \notin E$. Building on the same intuition as earlier: a k -independent set is a set of k people where no two of them are friends.

Cliques and independent sets are closely related. To explain this, we use another definition: given $G = (V, E)$, the *complement graph* $G^c = (V, E^c)$ is the simple graph with the same vertex set V and edges between vertices whenever G does *not* have such an edge. That is: given two distinct vertices $v, w \in V$, $\{v, w\} \in E^c$ if and only if $\{v, w\} \notin E$. It is easy to check that $(G^c)^c = G$.

Just as we formed a computational problem for cliques, we can do the same for independent sets.

Independent Set Problem

Input: a graph G (encoded by an adjacency matrix) and a positive integer k

Output: YES if G has a k -independent set; NO otherwise.

The adjacency matrix A^c of G^c can be constructed from the adjacency matrix A of G by “flipping bits” on all of the off-diagonal entries. That is, anywhere A has a 1, we change it to a 0, and whenever an off diagonal entry of A has a 0, we change it to a 1. It is clear that we can build A^c from A in polynomial time in this manner. Moreover, one can check that the k -cliques of G are exactly the same as the k -independent sets of G^c . Combining these observations with Karp’s Theorem, this proves

Lemma 2. *The Independent Set Problem is NP-complete.* □

2.2. Linking matrices. Given a 2 component link L whose components are the knots K_1 and K_2 , we now define the *linking number* $lk(K_1, K_2)$ of K_1 and K_2 . It will be an element of \mathbb{Z} that is a *topological invariant* of L , in the sense that applying an ambient isotopy to L will not change the value of $lk(K_1, K_2)$. There are many equivalent ways to formulate the definition. We will use diagrams (as those are the most pertinent to our computational set up) and so when we say



FIGURE 3. The two different oriented crossing types and their signs.

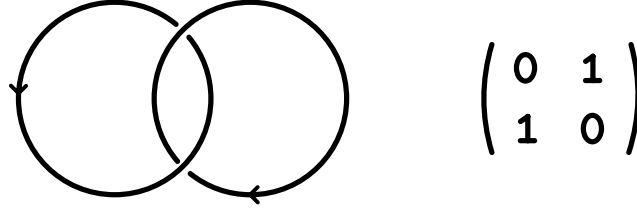


FIGURE 4. The Hopf link, when oriented as shown, has linking number +1.

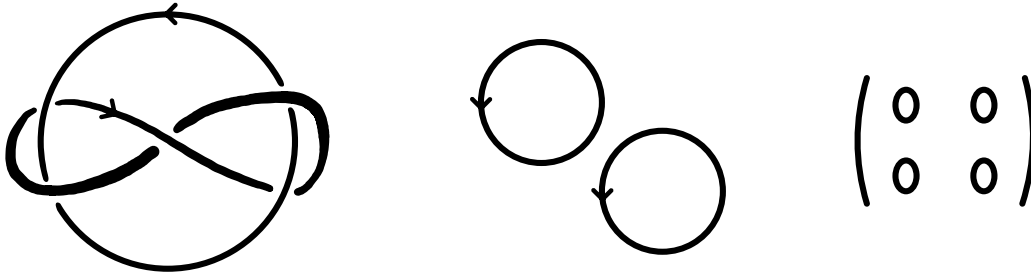


FIGURE 5. The Whitehead link and the 2-component unlink both have linking number 0.

that $lk(K_1, K_2)$ is a topological invariant of L , by Reidemeister's theorem, this is the same as saying that its value does not change if we apply any Reidemeister move to the diagram and compute it on the new diagram.

Suppose that L is given by an oriented diagram. Up to planar isotopy (that is, up to wiggling the diagram around, but without applying a Reidemeister move), each crossing in L looks like one of the two crossings shown in Figure 3 (hint: you may need to tilt your head). Given a crossing c in L , we define $sign(c)$ to be 1 if it looks like the crossing on the left and -1 if it looks like the one on the right.

In general, L will have different types of crossings according to which components are involved. Some of the crossings will only involve the component K_1 , some will only involve the component K_2 and the rest will have K_1 and K_2 crossing over and under each other. To define $lk(K_1, K_2)$, we sum the signs of all of the crossings of the latter type, divided by two:

$$lk(K_1, K_2) \stackrel{\text{def}}{=} \sum_{\substack{c: \text{crossing involving} \\ \text{both } K_1 \text{ and } K_2}} \frac{sign(c)}{2}.$$

For example, the Hopf link shown in Figure 4 has $lk(K_1, K_2) = 1$. The 2 component unlink and the Whitehead link shown in Figure 5 both have $lk(K_1, K_2) = 0$.

Now we leave it as a straightforward exercise for the reader to prove

Lemma 3. *If L is a 2 component link whose components are the knots K_1 and K_2 , then the linking number $lk(K_1, K_2)$ has the following properties:*

- (1) *It is always an integer: $lk(K_1, K_2) \in \mathbb{Z}$.*

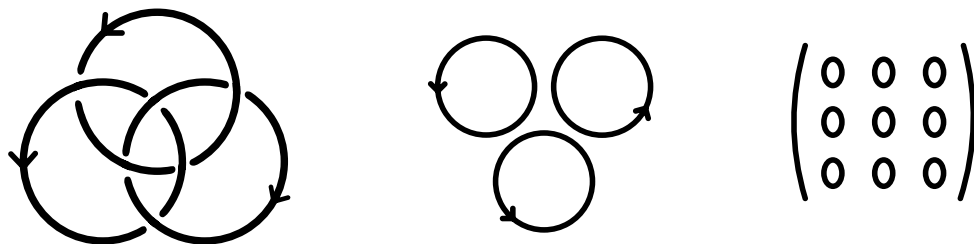


FIGURE 6. The Borromean rings and the 3 component unlink have the same linking matrix, consisting of all zeroes.

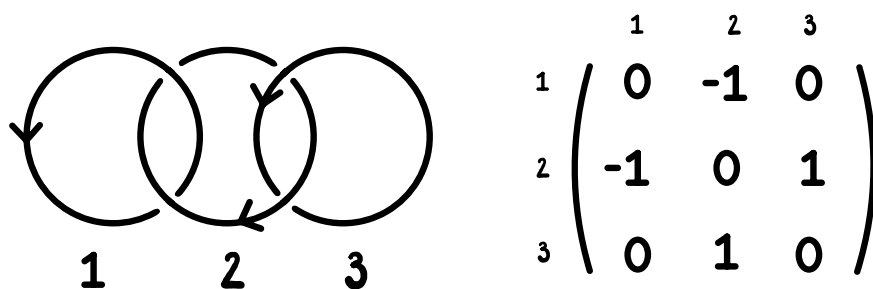


FIGURE 7. An example showing how we sometimes need to be careful with orientations.

- (2) *It is symmetric:* $lk(K_1, K_2) = lk(K_2, K_1)$.
- (3) *It is a topological invariant.*
- (4) *If L is the unlink, then $lk(K_1, K_2) = 0$.*

□

In particular, combining (2) and (3), we see that if $lk(K_1, K_2) = 1$, then L is not the 2 component unlink.

We conclude this subsection with the generalization of “linking number” to links with more than 2 components. The gist is to form a square matrix whose off diagonal entries are the link numbers of the different pairs of 2 component sublinks. More precisely, if L is an n component link ($n > 1$) and we number the components K_1, K_2, \dots, K_n , then the *linking matrix* $lk(L)$ is the $n \times n$ matrix whose (i, j) entry is $lk(K_i, K_j)$ for $i \neq j$, and 0 otherwise.

Note that Lemma 3 implies that if L and L' are equivalent links, then for any numbering of the components K_1, \dots, K_n of L , there exists some numbering of the components K'_1, \dots, K'_n of L' such that $lk(L) = lk(L')$.

Let us give some examples. Figure 6 shows that the Borromean rings and the 3 component unlink have the same linking matrix (all zeroes). Figure 7 gives an example of how orientations are involved in the definition of linking number.

2.3. Braid words and their trace closures. An especially convenient way to generate diagrams of links is to “close off braids.” We will not attempt to discuss this in any level of generality, nor will we make any attempt at introducing the reader to the wonderfully rich algebra of braids and the braid groups. Before diving in, we direct the reader to the example provided in Figure 8.

Fix a positive integer n that we will call the *number of strands*. The *generators* of the n strand braid group are then, by definition, the $n - 1$ symbols $\sigma_1, \sigma_2, \dots, \sigma_{n-1}$. A *braid word* on n strands is a formal product of the $\sigma_i = \sigma_i^{+1}$ and their “inverses,” *i.e.* the symbols $\sigma_1^{-1}, \sigma_2^{-1}, \dots, \sigma_{n-1}^{-1}$. For example, if $n = 3$, then $w = \sigma_2^{-1} \sigma_1 \sigma_2^{-1} \sigma_1$ is a braid word on 3 strands. (Note that one needs to specify $n = 3$ in order to be sure that w does not happen to be a braid word on, say, 5 strands that just happens not to use $\sigma_3^{\pm 1}$ or $\sigma_4^{\pm 1}$.)

A braid word on n strands is best understood as a combinatorial representation of a *braid diagram*, which is built using two rules. First, each generator (or inverse generator) corresponds to one of the elementary diagrams shown in Figure 9. Second, concatenating two braid words $w_1 w_2$ amounts to stacking the picture for w_1 on top of w_2 .

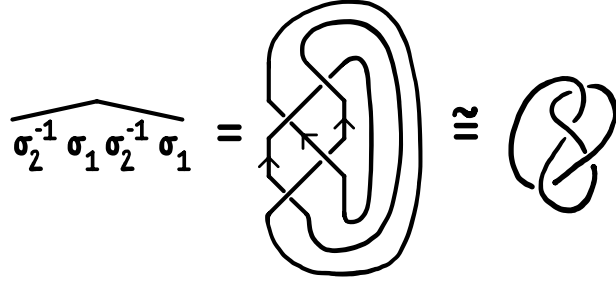


FIGURE 8. An example realizing the figure 8 knot as the trace closure of a braid word.

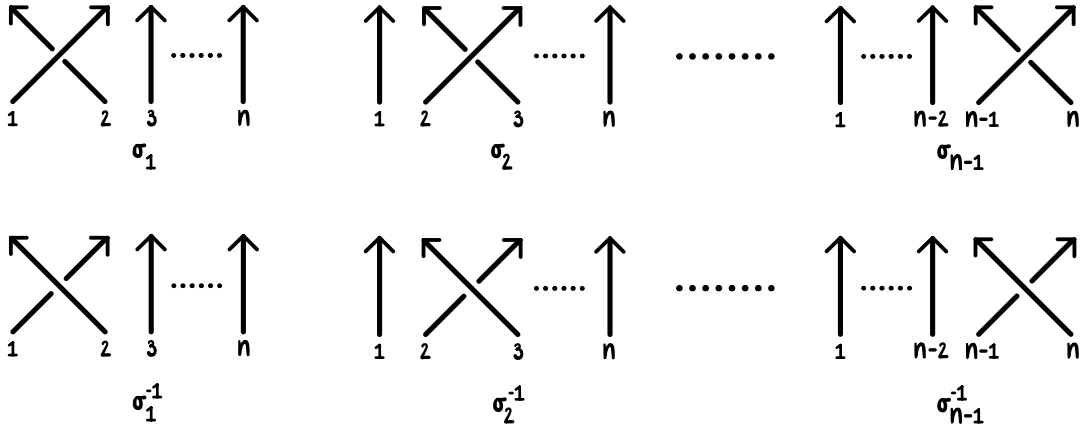


FIGURE 9. The braid generators on n strands, and their inverses.

Given a braid word w , the *trace closure* \hat{w} is the oriented link diagram we get by connecting the top of the first strand to the bottom of the first strand, the top of the second strand to the bottom of the second strand, etc., in a way that creates no new crossings. Orienting the braid strands upward induces the orientation on \hat{w} . See Figure 10.

For whatever precise way we decide to encode our link diagrams (PD codes, Gauss codes \dots), a given braid word w of length l (that is, w is a concatenation of l of the generators and their inverses) can be turned into the link diagram \hat{w} with an algorithm that has polynomial running time as a function of l .

2.4. An elementary splitting criterion. We need one more tool before we are in a position to reduce the Independent Set Problem to the Trivial Sublink Problem. Intuitively, a link is called “split” if there is a way to separate two nonempty subsets of its components into two “unlinked” sublinks. We formalize this with the notion of “splitting sphere”: a link L is *split* if there exists a smoothly embedded 2-dimensional sphere S in $\mathbb{R}^3 \setminus L$ such that each of the two connected components of $\mathbb{R}^3 \setminus S$ has at least one component of L inside of it. We can also formalize this equivalently in terms of diagrams: a link is *split* if there exists a diagram of the link that is a disjoint union of two non-empty diagrams. That these two notions are equivalent is more-or-less elementary—we leave it as a more advanced exercise (hint: use the fact that any two embedded 2-spheres in \mathbb{R}^3 are ambiently isotopic).

The final tool we need is a lemma that formalizes a very simple idea: if a link diagram has a component that sits “on top of” all of the other components, then that component can be split off. Figure 11 illustrates what we mean.

Lemma 4. *Suppose $L = L_1 \cup \dots \cup L_n$ is an n component link with the following property: for each $k = 1, \dots, n-1$, L_n only ever crosses over component L_k (that is, for each crossing between L_n and L_k , L_n is always the component that passes over). Then L_n can be split from the first $n-1$ components. In particular, L is equivalent to a link where L_n does not cross with any of the other components at all.*

We leave the proof of this lemma as an exercise.

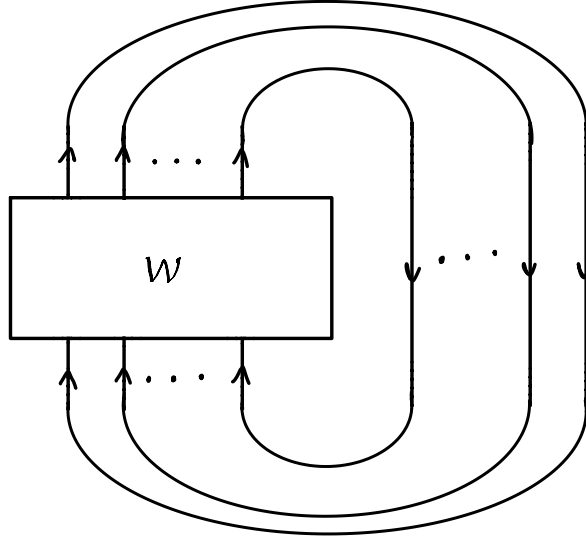


FIGURE 10. Defining the *trace closure* \hat{w} of a braid word w in general.

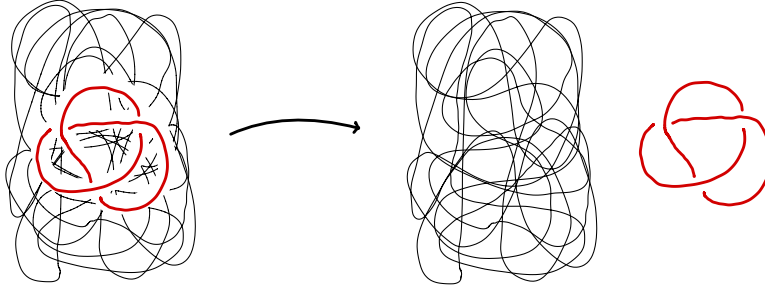


FIGURE 11. No matter what “rats nest” lies underneath (shown in black), if the red knot lies entirely on top, then we can split it off with an ambient isotopy.

2.5. The final reduction. We now reduce the Independent Set Problem to the Trivial Sublink Problem. It suffices to give a polynomial time algorithm that converts an adjacency matrix A for a graph on n vertices into a diagram of a n component link L_A such that, for each $k = 1, \dots, n$, the k component trivial sublinks of L_A are in bijection with the k -independent sets of the graph encoded by A . Indeed, if we can show this, then for any input (A, k) to the Independent Set Problem, (L_A, k) will be an input to the Trivial Sublink Problem with the answer YES if and only if the answer to (A, k) is YES. (The \Rightarrow direction constituting the soundness of the reduction, and \Leftarrow the completeness.)

To build L_A , we first use A to build a particular braid word w_A on n strands as follows. For each $i = 1, \dots, n-1$, define

$$w_i \stackrel{\text{def}}{=} \sigma_i \sigma_{i+1} \cdots \sigma_{n-1} \sigma_{n-1}^{\varepsilon_{i,n}} \cdots \sigma_{i+1}^{\varepsilon_{i,i+2}} \sigma_i^{\varepsilon_{i,i+1}}$$

where

$$\varepsilon_{i,j} \stackrel{\text{def}}{=} \begin{cases} -1 & \text{if } A_{i,j} = 0, \\ +1 & \text{if } A_{i,j} = 1. \end{cases}$$

Let

$$w_A \stackrel{\text{def}}{=} w_1 w_2 \cdots w_{n-1}.$$

Finally, let $L_A = \widehat{w_A}$ be the trace closure of w_A .

Notice that w_A is a *pure braid*, meaning the permutation of the strand indices affected by w_A is trivial. This implies that the trace closure $L_A = \widehat{w_A}$ has exactly one component for each strand of the braid w_A . So L_A has n components—one for each vertex of the graph A . Better yet, the natural numbering of the strands of w_A from left to right gives us an identification of the components K_1, K_2, \dots, K_n of L_A with the vertices $1, 2, \dots, n$ of A .

An example of this construction is shown in Figure 12.

Clearly the reduction $A \mapsto L_A$ can be carried out in polynomial time. It remains to show that, for each k , the k -component trivial sublinks of L_A are in bijection with the k -independent sets of A . To this end, we first note that each 1 component sublink of L_A is an unknot, as it never crosses with itself (this follows because w_A is a pure braid). This conforms with the fact that every singleton set $C = \{v\} \subseteq V$ of a simple graph is independent.

Next, we observe that, by construction,

$$lk(L_A) = A.$$

That is, two components of L_A have linking number 1 whenever the two components come from vertices of A that share an edge, and otherwise have linking number 0. It takes a little bit of work to check this, unraveling our definitions, and we encourage our readers to check for themselves.

From these observations, we can quickly establish soundness of our reduction: suppose L' is a k -component trivial sublink of L with components K_{i_1}, \dots, K_{i_k} . Then

$$A_{i,j} = lk(K_{i_a}, K_{i_b}) = 0$$

for each $i_a, i_b \in \{i_1, \dots, i_k\}$. In other words, $\{i_1, \dots, i_k\}$ is a k -independent set of A .

Finally, we establish completeness. Suppose $\{i_1, \dots, i_k\}$ is a k -independent set of A . We shall show that the sublink L' of L_A with components K_{i_1}, \dots, K_{i_k} is a trivial sublink. Since $lk(L_A) = A$ and $\{i_1, \dots, i_k\}$ is an independent set, it follows that each of the linking numbers between the pairs of components of L' is 0. Unfortunately, *a priori*, this is not enough to guarantee that L' is an unlink with k components; for example, the Borromean rings and Whitehead link show that it is possible for a linking matrix to vanish and yet the link need not be trivial.

Fortunately, the simple definition of w_A allows us to apply Lemma 4. By construction of w_A (especially the definition of the $\varepsilon_{i,j}$), the fact that $\{i_1, \dots, i_k\}$ is an independent set guarantees that K_{i_k} never passes *under* $K_{i_{k-1}}, \dots, K_{i_2}$, or K_{i_1} . Thus, by Lemma 4, K_{i_k} can be split off of all the other components. Proceeding inductively, we can split off $K_{i_{k-1}}$ from the remaining links, and so on, until each of the components K_{i_k}, \dots, K_{i_1} has been split off from each of the others. Since each individual component is an unknot, we conclude that L' is a trivial sublink. \square

REFERENCES

- [Ada04] Colin C. Adams. *The knot book*. American Mathematical Society, Providence, RI, 2004. An elementary introduction to the mathematical theory of knots, Revised reprint of the 1994 original.
- [ALM⁺98] Sanjeev Arora, Carsten Lund, Rajeev Motwani, Madhu Sudan, and Mario Szegedy. Proof verification and the hardness of approximation problems. *Journal of the ACM (JACM)*, 45(3):501–555, 1998.
- [BCL⁺24] Benjamin A. Burton, Hsien-Chih Chang, Maarten Löffler, Clément Maria, Arnaud de Mesmay, Saul Schleimer, Eric Sedgwick, and Jonathan Spreer. Hard diagrams of the unknot. *Exp. Math.*, 33(3):482–500, 2024.
- [CF63] Richard H. Crowell and Ralph H. Fox. *Introduction to knot theory*. Ginn and Company, Boston, MA, 1963. Based upon lectures given at Haverford College under the Philips Lecture Program.
- [CDGW] Marc Culler, Nathan M. Dunfield, Matthias Goerner, and Jeffrey R. Weeks. SnapPy, a computer program for studying the geometry and topology of 3-manifolds. Available at <http://snappy.computop.org> (7/8/2025).
- [dMRST21] Arnaud de Mesmay, Yo’av Rieck, Eric Sedgwick, and Martin Tancer. The unbearable hardness of unknotting. *Advances in Mathematics*, 381:107648, 2021.
- [FGL⁺91] Uriel Feige, Shafi Goldwasser, László Lovász, Shmuel Safra, and Mario Szegedy. Approximating clique is almost np-complete. In *[1991] Proceedings 32nd Annual Symposium of Foundations of Computer Science*, pages 2–12. IEEE Computer Society, 1991.
- [HT24] Touseef Haider and Anastasiia Tsvietkova. Polynomial algorithm for alternating link equivalence. *arXiv preprint arXiv:2412.02003*, 2024.
- [HLP99] Joel Hass, Jeffrey C Lagarias, and Nicholas Pippenger. The computational complexity of knot and link problems. *J. ACM*, 46(2):185–211, 1999.
- [Kar72] Richard M. Karp. Reducibility among combinatorial problems. In *Complexity of computer computations (Proc. Sympos., IBM Thomas J. Watson Res. Center, Yorktown Heights, N.Y., 1972)*, The IBM Research Symposia Series, pages 85–103. Plenum, New York-London, 1972.
- [KT21] Dale Koenig and Anastasiia Tsvietkova. NP-hard problems naturally arising in knot theory. *Trans. AMS*, 8(15):420–441, 2021.
- [Kup14] Greg Kuperberg. Knottedness is in NP, modulo GRH. *Adv. Math.*, 256:493–506, 2014.
- [Kup19] Greg Kuperberg. Algorithmic homeomorphism of 3-manifolds as a corollary of geometrization. *Pacific J. Math.*, 301(1):189–241, 2019.
- [Lac15] Marc Lackenby. A polynomial upper bound on Reidemeister moves. *Ann. of Math. (2)*, 182(2):491–564, 2015.

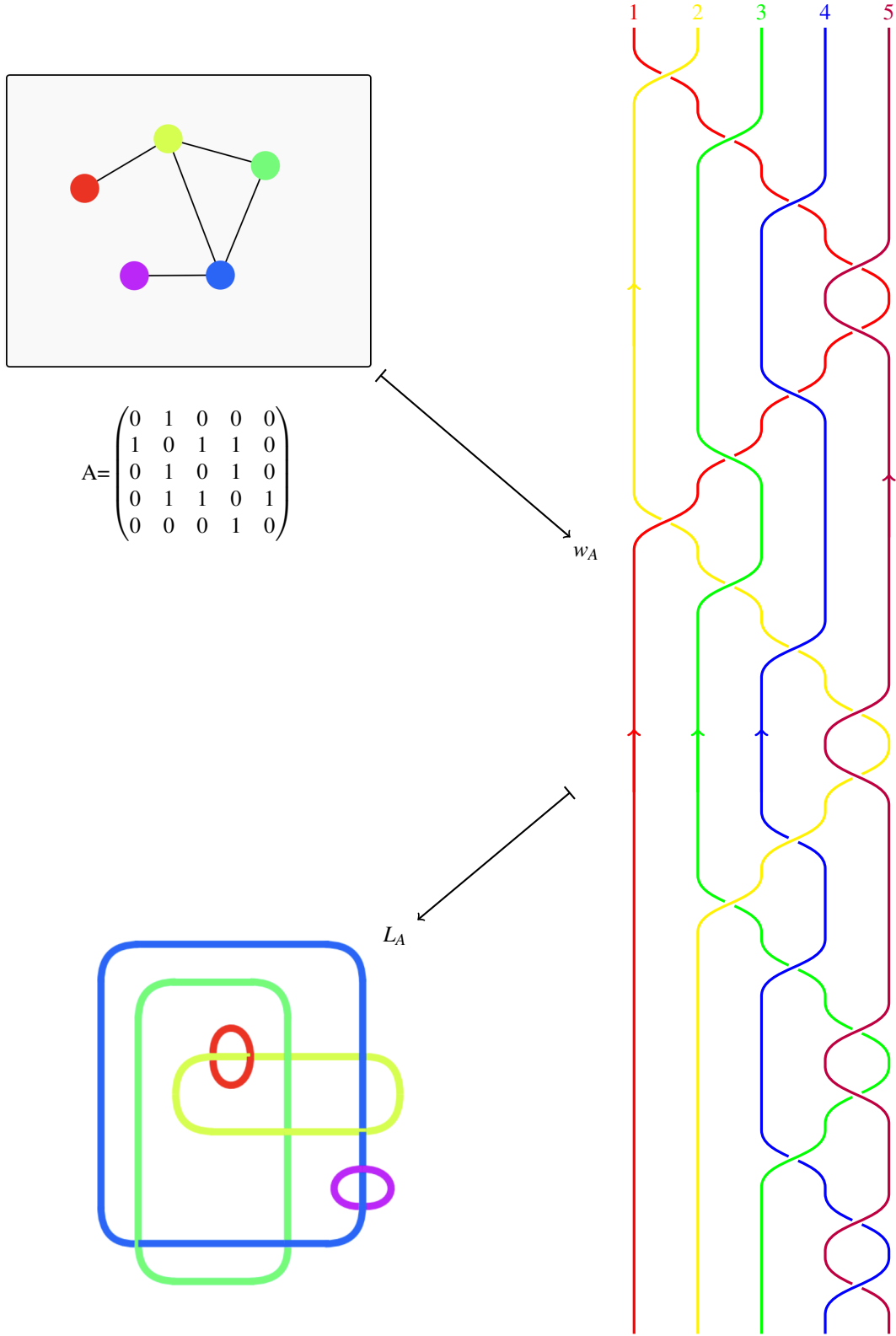


FIGURE 12. An example of our reduction $A \mapsto w_A \mapsto L_A = \widehat{w_A}$, as generated by our interactive web app (which greedily eliminates extraneous crossings in L_A).

- [Lac17] Marc Lackenby. Some conditionally hard problems on links and 3-manifolds. *Discrete & Computational Geometry*, 58:580–595, 2017.
- [Lac21] Marc Lackenby. The efficient certification of knottedness and Thurston norm. *Adv. Math.*, 387(107796), 2021.
- [LdMS24] Corentin Lunel, Arnaud de Mesmay, and Jonathan Spreer. Hard diagrams of split links. *arXiv preprint arXiv:2412.03372*, 2024.
- [Lic97] W. B. Raymond Lickorish. *An introduction to knot theory*, volume 175 of *Graduate Texts in Mathematics*. Springer-Verlag, New York, 1997.
- [Mil54] John Milnor. Link groups. *Ann. of Math. (2)*, 59:177–195, 1954.
- [Per03a] Grisha Perelman. Finite extinction time for the solutions to the ricci flow on certain three-manifolds. *arXiv preprint math/0307245*, 2003.
- [Per03b] Grisha Perelman. Ricci flow with surgery on three-manifolds. *arXiv preprint math/0303109*, 2003.
- [Rol90] Dale Rolfsen. *Knots and links*, volume 7 of *Mathematics Lecture Series*. Publish or Perish, Inc., Houston, TX, 1990. Corrected reprint of the 1976 original.
- [Tan25] Martin Tancer. Private communication, 2025.
- [Thu82] William P. Thurston. Three-dimensional manifolds, Kleinian groups and hyperbolic geometry. *Bull. Amer. Math. Soc. (N.S.)*, 6(3):357–381, 1982.
- [Wel93] D. J. A. Welsh. *Complexity: knots, colourings and counting*, volume 186 of *London Mathematical Society Lecture Note Series*. Cambridge University Press, Cambridge, 1993.

DEPARTMENTS OF MATHEMATICS AND COMPUTER SCIENCE, PURDUE QUANTUM SCIENCE & ENGINEERING INSTITUTE (PQSEI), 150 N. UNIVERSITY ST., WEST LAFAYETTE, IN 47907