


Probing Hernquist dark matter with black hole shadows: A comprehensive study of various accretions

Yuxuan Shi  *

*Department of Physics, East China University of
Science and Technology, Shanghai 200237, China*

Hongbo Cheng[†]

*Department of Physics, East China University of
Science and Technology, Shanghai 200237, China and
The Shanghai Key Laboratory of Astrophysics, Shanghai, 200234, China*

Abstract

The appearance of a black hole shadow, in both astronomical observations and theoretical analysis, depends critically on the properties of the surrounding accretion. In this study, we analyse the emission and observational properties of a Schwarzschild black hole surrounded by a Hernquist dark matter (DM) halo by considering three simplified accretion models, which have not been previously explored in such detail. Based on our findings, direct emission contributes markedly to the whole observed intensity for a Schwarzschild-Hernquist black hole encircled by a geometrically thin accretion disk. The corresponding regions and measured intensities of the lensing ring, the photon ring, and direct emission are sensitive to the parameters of the Hernquist DM halo. Apart from disk accretion, we also study two spherical accretion models: static and infalling. With increasing Hernquist DM parameters, both models exhibit a significant decrease in the measured intensity, yet the photon spheres are enlarged by an increase of $\sim 2\%$ to $\sim 30\%$. Furthermore, Doppler deboosting due to the infalling accretion results in darker shadow images compared to static cases. By precisising visualisations of the shadows, our results suggest that the observational characteristics of black hole shadows can serve as a powerful probe for distinguishing between different DM distributions around supermassive black holes.

*Electronic address: shiyx2280771974@gmail.com

[†]Electronic address: hbcheng@ecust.edu.cn

I. INTRODUCTION

The observation of black hole shadows has entered a new era, establishing them as a ground-breaking tool for researching powerful gravitational forces. The fundamental nature of gravity has been further illuminated by analysis of the critical behaviour of photons close to black holes. Recent advances in the Event Horizon Telescope’s (EHT) imaging of the supermassive black holes M87* [1–9] and SgrA* [10–19] have shown shadow features that not only support general relativity (GR) [20–23] predictions but also provide a novel window of probing black holes. The black hole shadow, also known as the photon capture zone, is the centre dark area shown in these pictures [24]. This encircles a compact, asymmetrical and dazzling circular structure. This phenomenon, known as the photon ring, results from light beams from infinity being deflected by the strong gravitational field as they approach the black hole. In backward ray-tracing methods, light rays that approach the critical impact parameter asymptotically converge to the bound photon orbit. The so-called photon sphere, which projects the shadow of the black hole, is made up of this confined photon orbit. An angular radius equation for the shadow of Schwarzschild black holes has been established by Synge and Luminet using a crucial impact parameter of $b_p = 3\sqrt{3}M$ [25, 26]. The first image of a black hole surrounded by a thin accretion disk was analytically produced by the authors in Ref.[26], displaying primary and secondary images that emerge beyond the black hole’s shadow. Bardeen later studied the D-shaped shadow of Kerr black holes, showing that the shape of the shadow can be changed by the spin of the black hole [27, 28]. Additionally, a great deal of research has been done on black hole shadows in higher-dimensional spacetime and other modified gravity theories [29–34]. In contrast to single shadows, the research has also suggested multiple shadows for wormholes and black holes [35, 36]. While the finding of the EHT mainly relates to black holes in GR, it provides a great deal of opportunity to investigate other compact objects in theories other than GR.

To investigate the main characteristics of black hole pictures and find possible indications of novel physics, it is helpful to set up a basic accretion model. Schwarzschild black holes were studied for the spherically symmetric accretion model, another accretion scenario, and it was shown that under such accretion settings the shadow has resilient properties where its shape and size are determined by spacetime instead of accretion details [37]. Further investigations of optically thin and geometrically thin accretion models show that the size of the shadow is

strongly related to the position of the accretion [38–44]. Direct emission, lensing rings, and photon rings are always present in the bright areas outside the shadow. These characteristics make it possible to distinguish GR black holes from other compact objects or black holes in modified gravity theories through observation [38–44]. Consequently, EHT observations of black hole shadows are extremely important for constraining parameters in modified gravity theories and testing fundamental physics [45–47].

The environment surrounding the black hole, in particular the distribution of DM, offers an additional convincing explanation for possible departures from conventional predictions, in addition to modified gravity theories. The discovery of huge elliptical and spiral galaxies was the first significant development in the seek for DM [48]. Persic found that about 90% of a galaxy’s mass is made up of DM [49]. Estimating DM’s contribution close to the galactic centre is especially important since there is strong evidence that DM halos around astrophysical black holes [1, 6, 50–59]. Several DM distributions are covered by the Dehnen density distribution, which is frequently used to describe dwarf galaxies [60, 61]. These investigations usually use the Dehnen – (1, 4, 1) type, which is the Hernquist DM distribution. The Hernquist decay is more consistent with the dynamical evidence of dwarf elliptical galaxies under observational restrictions. Nevertheless, there is still a dearth of comprehensive investigation into how Hernquist DM halos alter the Schwarzschild black hole shadow’s observable properties. Although the effects of Hernquist DM halos on the photon sphere radius and shadow radius of Schwarzschild black holes are discussed in Ref.[59, 62, 63], accretion models are not taken into account. Furthermore, the direct contribution of important factors like centre density and core radius to lensing rings and photon rings is not quantified in accretion model studies, which mostly concentrate on vacuum or uniform DM backgrounds [30–33, 37–45, 53, 63–65]. There is currently no systematic investigation that combines comprehensive accretion models with a Hernquist DM halo. We cannot use black hole shadows as accurate probes to restrict DM characteristics due to this gap.

In this work, we present the first comprehensive characterization of the shadow of Schwarzschild-Hernquist black holes with different accretion models. In order to clarify the associated impacts of Hernquist DM halo parameters on the photon sphere and observed brightness, we thoroughly investigated three thin disk accretion models and two spherical accretion models. Apparently, different accretion regimes produce different shadow pictures under the same conditions. In particular, pictures made up of the shadow, lensing ring, and

photon ring are created via thin disk accretion. The shadow and photon ring are spherically symmetric for spherical accretion. The observed intensity is affected differently by static and falling accretion, which significantly changes the brightness and radius of the shadow. A darker shadow than under static conditions results from the extra Doppler effect introduced by falling accretion [38–40, 43, 44, 66]. We close a gap in the references on Hernquist metrics and accretion models by revealing scaling rules for shadow size and brightness as factors of the Hernquist DM halo distribution. This offers an observable diagnostic standard for differentiating amongst Hernquist DM characteristics.

The structure of this paper is as follows: Sec.II derives the zero-geodesic equation under the Hernquist metric, defining the photon sphere radius and collision parameter; Sec.III analyses the thin disk accretion model, including the contribution regions of direct radiation, lensing rings, and photon rings, and relates the emission intensity to the observed appearance; Sec.IV examines static and falling spherical accretion models, contrasting how varying Hernquist DM halo parameters affect shadow brightness; finally, Sec.V synthesises the findings, emphasising the potential interpretative power of Hernquist DM halos for shadows and outlining their prospects for detecting DM distributions in galactic centres.

II. LIGHT DEFLECTION AND PHOTON ORBIT

We utilise the Hernquist DM density distribution model to characterise a Schwarzschild black hole situated embedded a Hernquist DM halo[60, 61],

$$\rho(r) = \rho_c \left(\frac{r}{r_s} \right)^{-1} \left[1 + \frac{r}{r_s} \right]^{-3}, \quad (1)$$

where ρ_c and r_s represent the center density and core radius of the DM halo, respectively. At short radii ($r \ll r_s$), this distribution shows an isothermal feature of $\rho \propto r^{-1}$, but at high radii ($r \gg r_s$), it decays to $\rho \propto r^{-4}$ [59]. For details of the computational process, we refer the reader to Refs.[61, 67, 68]. Here, the metric of a Schwarzschild black hole immersed in the Hernquist DM halo surroundings can be written as follows [59, 62, 63]:

$$ds^2 = -f(r)dt^2 + \frac{dr^2}{f(r)} + r^2 (d\theta^2 + \sin^2 \theta d\varphi^2), \quad (2)$$

where

$$f(r) = 1 - \frac{2M}{r} - \frac{4\pi\rho_c r_s^3}{r + r_s}. \quad (3)$$

Here, the Newton constant G has been set to 1 for simplicity. Naturally, this black hole metric (3) reduces to the Schwarzschild black hole in the limit $\rho_c \rightarrow 0$ or $r_s \rightarrow 0$. Our goal is to investigate the Schwarzschild-Hernquist black hole's null geodesic. We restrict our analysis to the equatorial plane, $\theta = \pi/2$ and $\dot{\theta} = 0$ [25, 69, 70]. Therefore, the Lagrangian \mathcal{L} for a particle in this spacetime can be easily obtained,

$$\mathcal{L} = \frac{1}{2} g_{\mu\nu} \dot{x}^\mu \dot{x}^\nu \quad (4)$$

$$= \frac{1}{2} \left[-f(r) \dot{t}^2 + \frac{\dot{r}^2}{f(r)} + r^2 \dot{\phi}^2 \right], \quad (5)$$

where, $\dot{x}^\mu = \partial x^\mu / \partial \chi$ is the four-velocity of the photon and χ is the affine parameter. Since the coefficient of the metric equation cannot be directly found using the t and θ coordinates, energy and angular momentum are represented by the conserved variables E and L , respectively. That's [40, 41, 45, 63, 64]

$$-E = \frac{\partial \mathcal{L}}{\partial \dot{t}} = -f(r) \dot{t}, \quad (6)$$

$$L = \frac{\partial \mathcal{L}}{\partial \dot{\phi}} = r^2 \dot{\phi}. \quad (7)$$

By taking into account that $g_{\mu\nu} \dot{x}^\mu \dot{x}^\nu = 0$ for the null geodesic, and then using Eqs.(6)-(7) to solve Eq.(4), it produces [31, 33, 40, 41, 45]

$$\dot{t} = \frac{1}{b} \left(1 - \frac{2M}{r} - \frac{4\pi\rho_c r_s^3}{r + r_s} \right)^{-1}, \quad (8)$$

$$\dot{\phi} = \pm \frac{1}{r^2}, \quad (9)$$

$$\dot{r}^2 = \frac{1}{b^2} - \frac{1}{r^2} \left(1 - \frac{2M}{r} - \frac{4\pi\rho_c r_s^3}{r + r_s} \right). \quad (10)$$

In this case, the impact parameter is $b = |L|/E$, and we redefine the affine parameter $\chi \rightarrow \chi/|L|$, and the sign \pm denotes the light ray's clockwise and anticlockwise directions. When the effective potential V_{ph} is included, we may rewrite Eq.(10) as

$$\dot{r} + V_{\text{ph}} = \frac{1}{b^2}, \quad (11)$$

where

$$V_{\text{ph}} = \frac{1}{r^2} \left(1 - \frac{2M}{r} - \frac{4\pi\rho_c r_s^3}{r + r_s} \right). \quad (12)$$

The conditions for a photon sphere orbit are $\dot{r} = 0$ and $\ddot{r} = 0$, which translate to

$$V_{\text{ph}} = \frac{1}{b^2}, \quad (13)$$

$$\frac{dV_{\text{ph}}}{dr} = 0. \quad (14)$$

This equation shows that when the photon sphere radius r_p changes, the black hole's effective potential reaches a maximum, which corresponds to real and positive roots. Consequently, the connection between the critical impact parameter b_p and the photon sphere radius r_p is as follows[41, 64, 66, 70, 71]:

$$r_p^2 = b_p^2 f(r), \quad (15)$$

$$\frac{r_p^3}{2} \frac{df(r)}{dr} = b_p^2 f(r)^2. \quad (16)$$

The radius r_p and the impact parameter b_p of the photon sphere are represented in Eqs.(15)-(16), respectively. Tab.I displays numerical results for the event horizon radius r_h , photon sphere radius r_p , and impact parameter b_p by choosing various values for ρ_c and r_s . It is evident that as ρ_c and r_s increase, the event horizon radius r_h , the photon sphere radius r_p , and the impact parameter b_p all rise, exceeding their values in the Schwarzschild case.

Fig.1 shows the effective potential V_{ph} under various ρ_c and r_s conditions. As an example, for case $\rho_c M^2 = 0.4/M^2$ and $r_s/M = 0.3M$, Fig.1 shows that the effective potential V_{ph} is zero near the event horizon and only occurs when $r \geq r_p$. It grows monotonically from this point and reaches its maximum at the photon sphere r_p . After then, V_{ph} progressively decreases to 0 as r rises from the photon sphere towards infinity. The effective potential V_{ph} naturally forms a potential barrier for incident light rays. Some light rays traveling inward from infinity are reflected by this barrier. The trajectories of these rays correspond to those in Region 1 ($b > b_p$) in Fig.1. In Region 3 ($b < b_p$) of Fig.1, certain rays will not pass over the barrier and will eventually fall into the black hole. Additionally, in Region 2 ($b = b_p$), rays will asymptotically reach the photon sphere's orbit before continuing indefinitely around the black hole.

In order to determine the trajectory of light rays, the equation of motion for photons is reformulated using Eqs.(9)-(10),

$$\frac{dr}{d\varphi} = \pm r^2 \sqrt{\frac{1}{b^2} - \frac{1}{r^2} \left(1 - \frac{2M}{r} - \frac{4\pi\rho_c r_s^3}{r + r_s} \right)}. \quad (17)$$

Table I: The numerical results of the event horizon r_h , the photon sphere r_p and the impact parameter b_p of Schwarzschild-Hernquist black holes with $M = 1$.

	r_h/M	r_p/M	b_p/M	r_h/M	r_p/M	b_p/M	r_h/M	r_p/M	b_p/M
	$r_s/M = 0.2$			$r_s/M = 0.3$			$r_s/M = 0.4$		
$\rho_c M^2 = 0.4$	2.03662	3.05545	5.29421	2.11888	3.18068	5.51839	2.27357	3.41689	5.94454
$\rho_c M^2 = 0.6$	2.05497	3.08324	5.34332	2.17894	3.27188	5.68068	2.41395	3.63042	6.32576
$\rho_c M^2 = 0.8$	2.07335	3.11107	5.39249	2.23937	3.36361	5.84369	2.55634	3.84675	6.71082

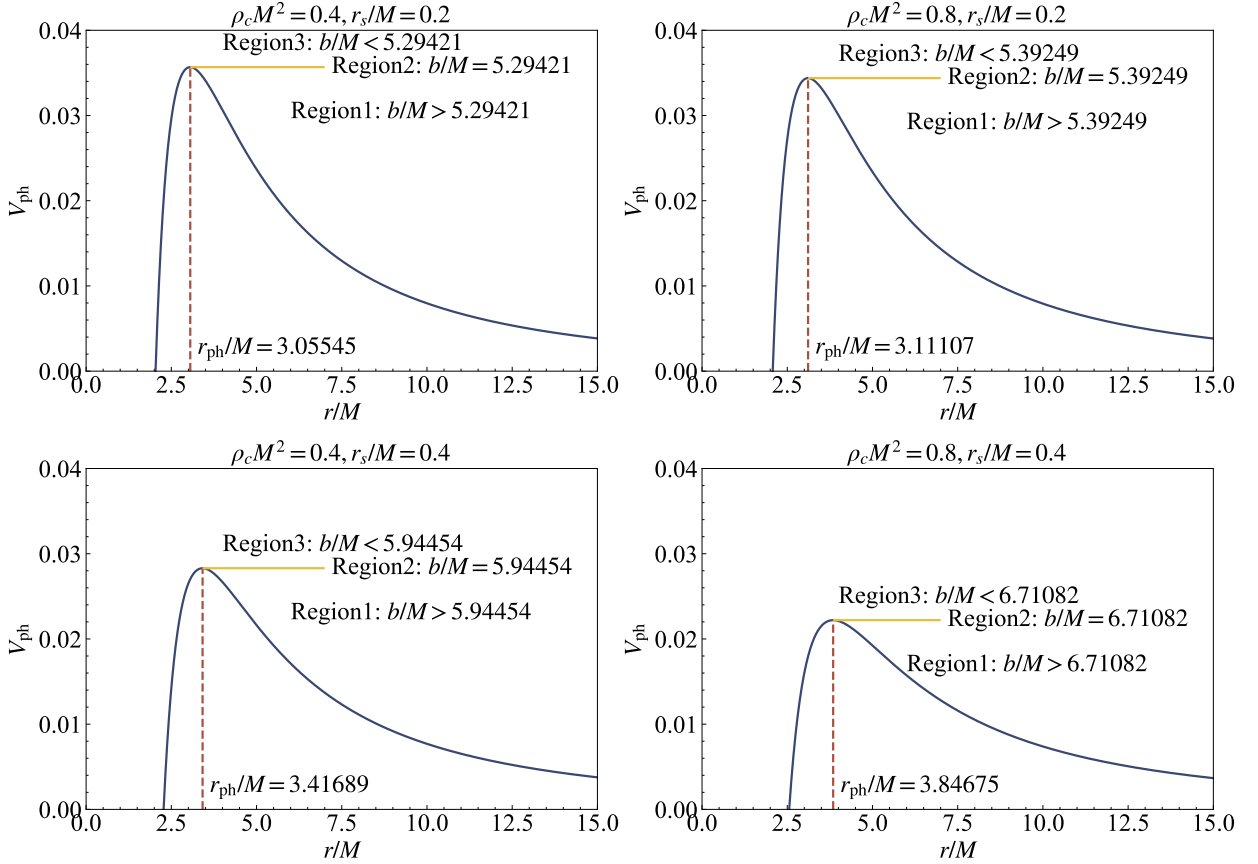


Figure 1: The effective potential V_{ph} and the impact parameter b_p of the Schwarzschild-Hernquist black holes.

By substituting $u \equiv 1/r$, the equation above may be written as

$$\frac{du}{d\varphi} = \sqrt{\frac{1}{b^2} - u^2 \left[1 - 2Mu - \frac{4\pi\rho_c r_s^3 u}{1 + r_s u} \right]}. \quad (18)$$

Via solving Eq.(18) numerically using a ray tracing code, Fig.2 shows the trajectories of

light ray. The black hole is shown in Fig.2 as a solid disk. Photons are caught by the black hole when the collision parameter $b < b_p$ (Region 3 in Fig.1). The blue lines in Fig.2 represent their paths. On the other hand, photons are redirected and moved towards infinity if $b > b_p$ (Region 1 in Fig.1), with their paths matching the yellow lines in Fig.2. Photons circle the black hole indefinitely when $b = b_p$ (Region 2 in Fig.1). The red lines in Fig.2 represent their respective paths. It is clear that the red lines eventually form a circle, and the location of this circle exactly matches the black hole's photon sphere orbit. In Fig.2, all incoming light rays are initialized to be parallel to the horizontal axis, which is a valid choice since the Schwarzschild-Hernquist spacetime is asymptotically flat. Moreover, it is impossible to ignore the substantial impact that the center density ρ_c and the core radius r_s of the Hernquist DM halo have on the photon paths.

III. OBSERVATIONAL FEATURES OF THIN DISK EMISSION

In astrophysical settings, black holes are typically surrounded by large amounts of accreting matter. This makes the study of shadows cast by Schwarzschild-Hernquist black holes particularly relevant from an observational perspective. In this section we will investigate the shadows and rings of a Schwarzschild-Hernquist black hole surrounded by a disk-like accretion disk that is optically and geometrically thin.

A. Direct emission, lensing ring and photon ring

According to Ref.[37], radiation with different impact parameters b would cause the black hole to look differently to a distant observer when tracing rays backwards from an observer towards the black hole. We may use ray-tracing procedure to determine the optical appearance of a Schwarzschild-Hernquist black hole, by calculating the total deflection in azimuthal angle φ , for a photon traveling from the source to the observer. The number of orbits is then given by

$$n(b) = \frac{\varphi}{2\pi}, \quad (19)$$

Eq.(19) depends on the impact parameter b . The number of orbits $n(b)$ is determined by how close the impact parameter b is to the critical value b_p . It also depends on the metric (3) of the Schwarzschild-Hernquist black hole.

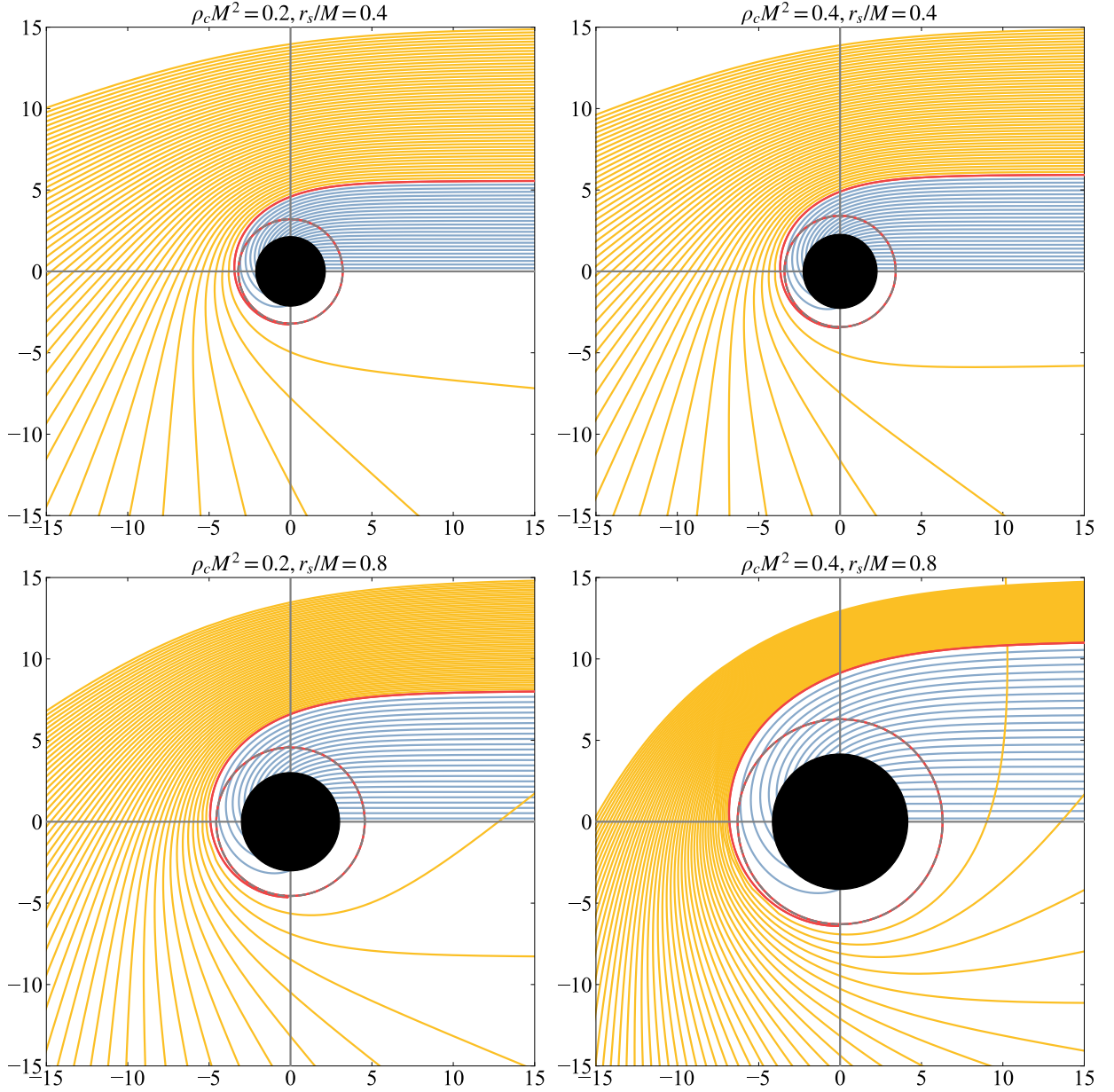


Figure 2: The behaviour of light trajectories under various ρ_c and r_s in the polar coordinate system (r, φ) .

Based on the number of orbits $n(b)$, the emission can be categorized into three distinct zones [37–40, 43, 44, 66, 70]. These are lensing rings, photon rings, and direct emission rings corresponding to $n < 3/4$, $3/4 < n < 5/4$, and $n > 5/4$, respectively. These zones correspond to light rays that intersect the equatorial plane once, twice, or more than twice, respectively [37, 70]. For various values of the parameters ρ_c and r_s , Fig. 3 shows the functional dependence of $n(b)$ on the impact parameter b . The domains of direct emissions,

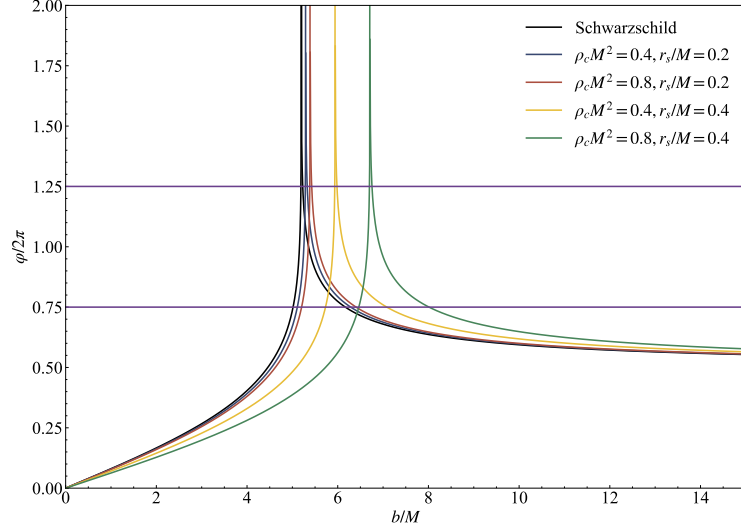


Figure 3: The number of orbits n vs the impact parameter b is shown for various Hernquist DM parameters ρ_c and r_s .

Table II: The region of direct emission, lensing ring and photon ring is related to the impact parameters b for different Hernquist DM parameters with $M = 1$.

	Type	$r_s/M = 0.2$	$r_s/M = 0.4$
$\rho_c M^2 = 0.4$	Direct emission	$b < 5.10927$ or $b > 6.28594$	$b < 5.73082$ or $b > 7.08226$
	Lensing ring	$5.10927 < b < 5.28566$ or $5.32673 < b < 6.28594$	$5.73082 < b < 5.93441$ or $5.98264 < b < 7.08226$
	Photon ring	$5.28566 < b < 5.32673$	$5.93441 < b < 5.98264$
$\rho_c M^2 = 0.8$	Direct emission	$b < 5.20362$ or $b > 6.40451$	$b < 6.46474$ or $b > 8.01367$
	Lensing ring	$5.20362 < b < 5.38374$ or $5.42573 < b < 6.40451$	$6.46474 < b < 6.69895$ or $6.75509 < b < 8.01367$
	Photon ring	$5.38374 < b < 5.42573$	$6.69895 < b < 6.75509$

lensing rings, and photon rings are shown by different colors. We have indicated the ring and the direct emission locations in Fig.4. The function $n(b)$ diverges as b approaches the critical value b_p , indicating the existence of unstable photon orbits, as shown in Fig.3. The curves for larger DM parameters ρ_c and r_s are shifted to the right, consistent with the increase in b_p reported in Tab.I. Tab.II lists the ranges of the impact parameter b corresponding to direct emission, the lensing ring, and the photon ring for various values of ρ_c and r_s . It

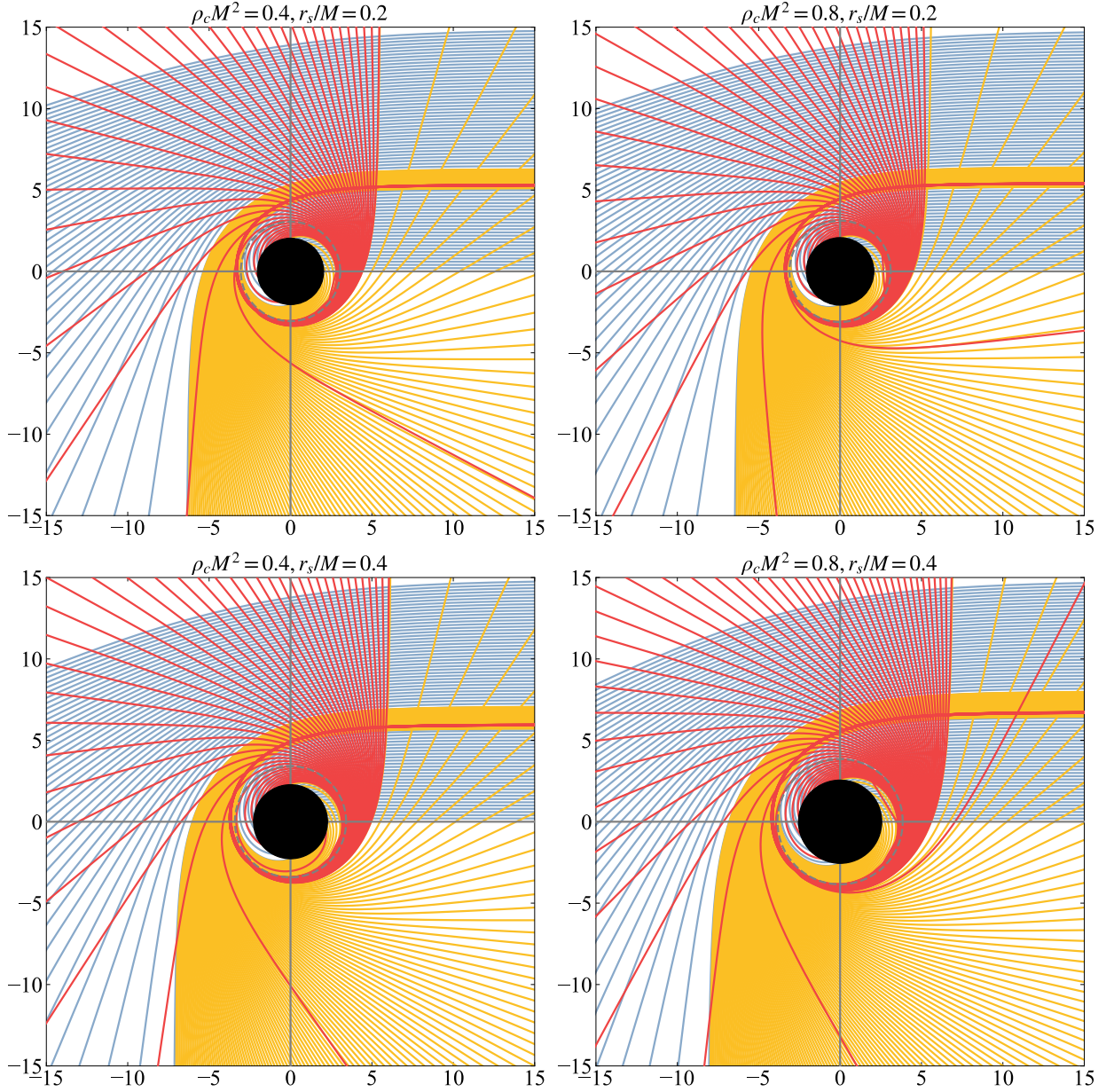


Figure 4: Photon behaviour as a function of impact parameter b in the Schwarzschild-Hernquist black hole.

is evident from the data that the range of the impact parameter b for all emission types increases as the parameters increase. Furthermore, the total number of photon orbits $n(b)$ will peak inside a small area when the impact parameter b gets closer to the critical condition $b \sim b_p$. The extremely narrow ranges for the photon ring listed in Tab. II correspond to the thin red band visible in Fig. 4. The angular size of the shadow also increases with larger parameters. However, this enlargement does not directly translate to an increase in

the brightness of the ring; the observed intensity depends on the complex interplay between the emission profile and the light bending.

B. Transfer functions

We now study the emission from a thin disk viewed in a face-on orientation. In this case, we suppose that the thin disk is located on the Schwarzschild-Hernquist black hole's equatorial plane and that its emission is isotropic in the rest frame of the emitting material. The specific intensity measured by a stationary observer at infinity, neglecting absorption and scattering, is given by

$$I(r) = \left(1 - \frac{2M}{r} - \frac{4\pi\rho_c r_s^3}{r + r_s}\right)^{3/2} I_e(r). \quad (20)$$

The total observed intensity, which integrated over all frequencies, is obtained by integrating [65]

$$\begin{aligned} I_o(r) &= \int I(r) d\nu \\ &= \left(1 - \frac{2M}{r} - \frac{4\pi\rho_c r_s^3}{r + r_s}\right)^2 I_e(r), \end{aligned} \quad (21)$$

where the total emission intensity is given by

$$I_{\text{emi}}(r) = \int I_e(r) d\nu_e. \quad (22)$$

Since a light ray may intersect the accretion disk multiple times, each intersection contributes to the observed intensity. Therefore, the total observed intensity is a sum over these intersections:

$$I_{\text{obs}}(r) = \left(1 - \frac{2M}{r} - \frac{4\pi\rho_c r_s^3}{r + r_s}\right)^2 \sum_n I_{\text{emi}}(r)|_{r=r_n(b)}. \quad (23)$$

The transfer function $r_n(b)$ encodes the radial coordinate on the disk of the n -th intersection of a light ray with impact parameter b . Furthermore, the transfer function's slope, often called the demagnification factor, is dr/db , and it determines the magnification of the image of the disk [37, 38, 41, 64, 66, 71]. In Fig.5, the transfer function for direct emission ($n = 1$) is shown by the blue line. Since the direct imaging profile is the redshifted source profile, the slope dr/db of the blue line remains approximately constant and close to 1 despite changes in the Hernquist DM parameters. For the lensing ring ($n = 2$), the transfer

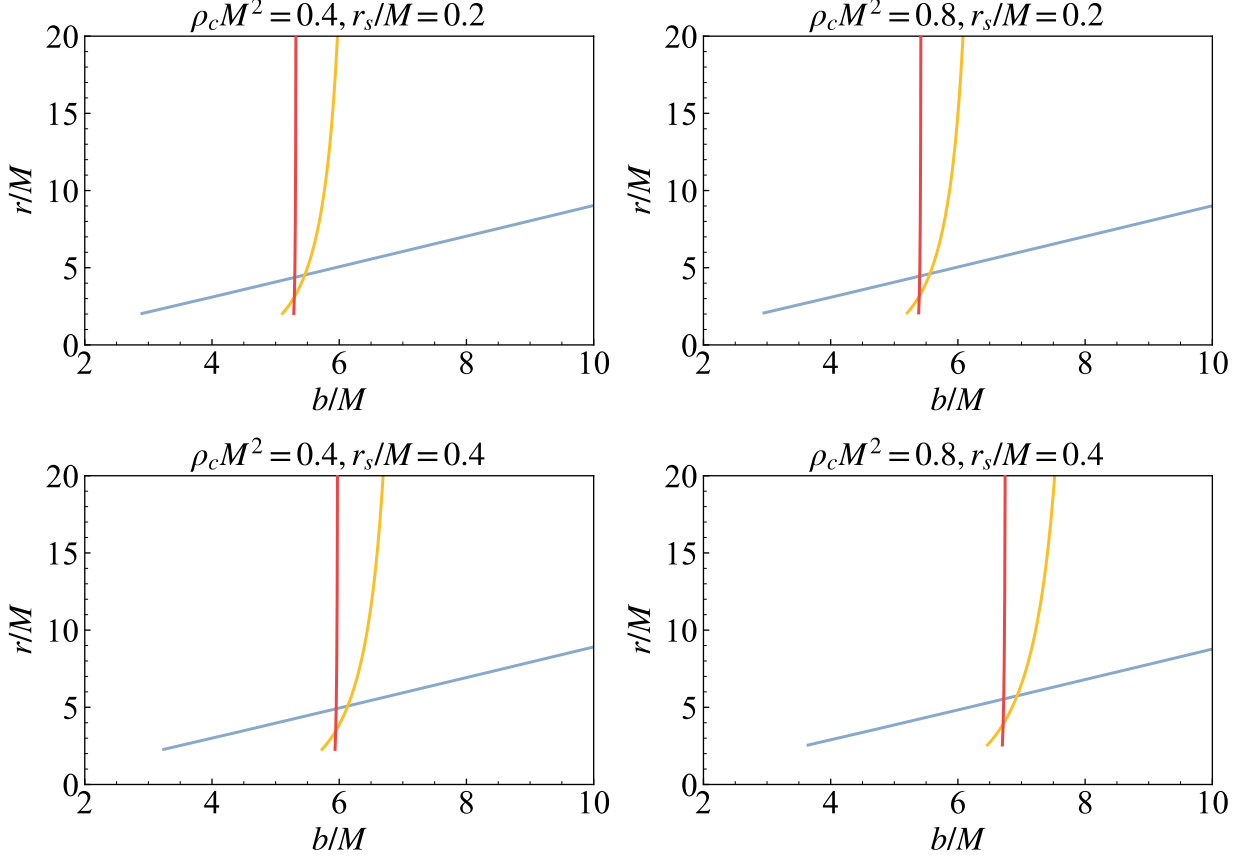


Figure 5: The first three transfer functions for the Schwarzschild-Hernquist black hole.

function is shown by the yellow line. The slope of the second transfer function rises to a very high value when the impact parameter b gets closer to the critical condition $b \sim b_p$. For the photon ring ($n = 3$), the red line represents the transfer function. The slope of the red line approaches infinity, indicating extreme demagnification of the disk's image. This implies that direct emission dominates the total observed flux, with the photon ring and lensing ring contributing only a small fraction. Notably, the contribution of transfer functions with $n \geq 4$ has been discovered to provide some interferometric features[72], but it is insignificant and negligible. Therefore, we consider only the first three transfer functions $n = 1, 2, 3$.

C. Observational features

Building upon the framework established above, we can now compute and analyze the observed intensity profiles. The thin disk is the primary source of the observed flux for a distant observer, which is dependent only on the radial coordinate r . The face-on orientation

provides the most general case [65, 73–75]. We thus consider three toy models for the emissivity profile of the thin disk [38–40, 43, 44, 76, 77]:

•**Model 1:** We assume that the thin-disk radiation is on the innermost stable circular orbit (ISCO), and that the emissivity decays as an inverse-square law of the emitted function:

$$I_{\text{emi}}(r) = \begin{cases} \left[\frac{1}{r - (r_{\text{ISCO}} - 1)} \right]^2, & r > r_{\text{ISCO}} \\ 0, & r \leq r_{\text{ISCO}} \end{cases}. \quad (24)$$

•**Model 2:** We assume that the photon sphere has a prominent peak with central and asymptotic properties similar to **Model 1**, but with higher attenuation, which the emissivity decays as an inverse-cube law:

$$I_{\text{emi}}(r) = \begin{cases} \left[\frac{1}{r - (r_p - 1)} \right]^3, & r > r_p \\ 0, & r \leq r_p \end{cases}. \quad (25)$$

•**Model 3:** We assume that $I_{\text{emi}}(r)$ is a more or less mild attenuation function by taking into account the thin disk’s location in relation to the event horizon r_h :

$$I_{\text{emi}}(r) = \begin{cases} \frac{\frac{\pi}{2} - \tan^{-1}[r - (r_{\text{ISCO}} - 1)]}{\frac{\pi}{2} + \tan^{-1}(r_p)}, & r > r_h \\ 0, & r \leq r_h \end{cases}. \quad (26)$$

We demonstrate the results for two representative parameter sets: $\rho_c M^2 = 0.4, r_s/M = 0.2$ (Fig.6) and $\rho_c M^2 = 0.8, r_s/M = 0.4$ (Fig.7). The emission profiles of the three models are shown in the left column of Figs.6 and 7 from top to bottom as **Model 1**, **Model 2** and **Model 3**. The observed specific intensity, which is dependent on the impact parameter b , is given in the centre column. Additionally, the right column provides the two-dimensional observed image.

The first row of the left column in Figs.6 and 7 shows that the emissivity peaks near r_{ISCO} and decays rapidly to zero with increasing r . In this instance, the photon sphere lies inside the emission zone. At the same time, two distinct peaks in the observed intensity profile, corresponding to the lensing ring and photon ring, can be identified, each of which can be separately differentiated due to the gravitational lensing effect during observation. However, compared to the direct emission peak, the photon sphere and the lensing ring have smaller observational areas and lower observational intensity peaks. Consequently, the total observed flux is dominated by direct emission, whereas the photon sphere contributes negligibly to

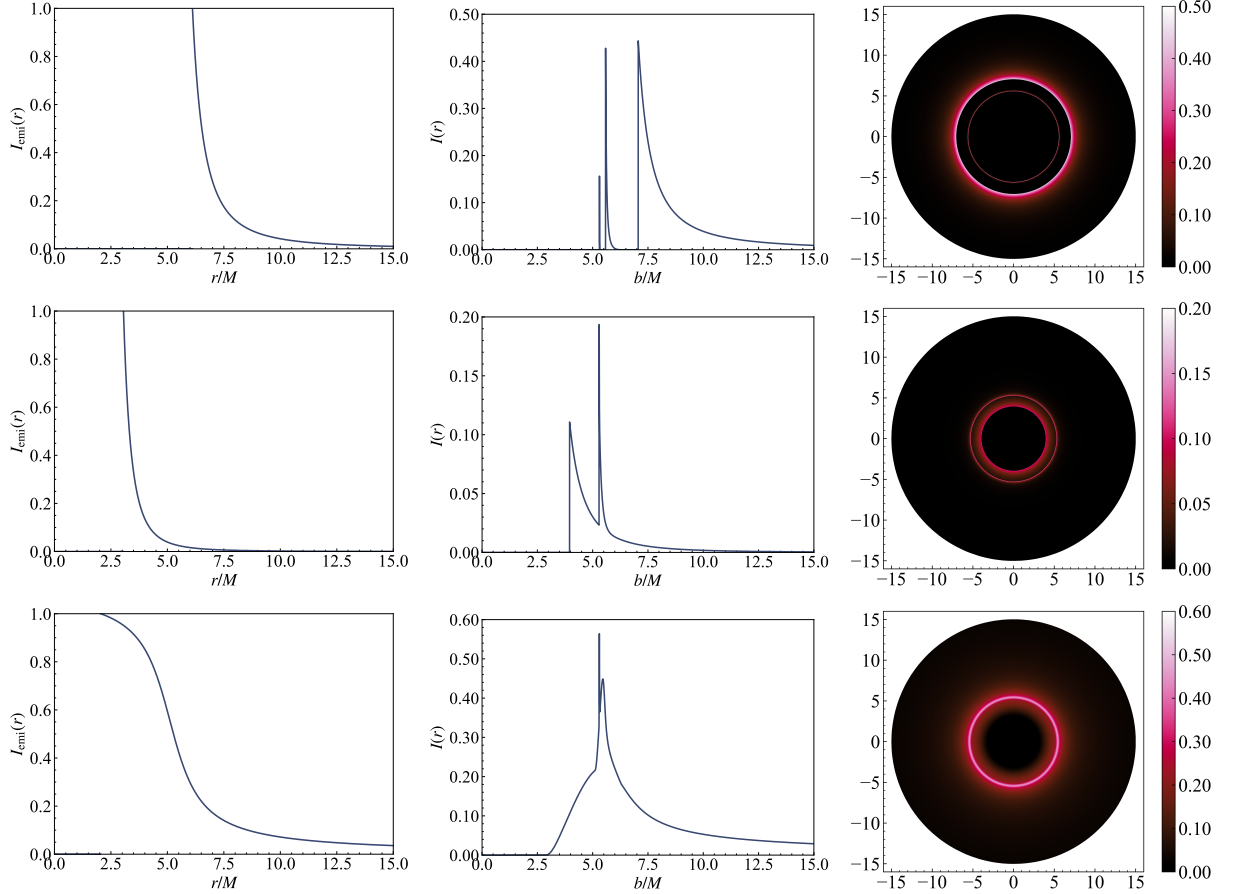


Figure 6: Observational view of the thin disk surrounding the Schwarzschild-Hernquist black hole with various emission profiles in case of $\rho_c M^2 = 0.4$ and $r_s/M = 0.2$.

the total flux and lensing ring emission contributes only a small fraction. The right-hand column displays the primary optical appearance, which is caused by direct emission, and the photon ring is barely visible.

The emission peak in the left column of the second row in Figs. 6 and 7 is shifted outward. According to the results in the centre column, the measured intensity will rise to the first peak due to direct emission and then show a trend of progressive decrease as r rises. Consequently, the observed intensity reaches a higher peak due to the combined emission from these rings. The measured intensity will therefore reach a new higher peak as a result of the combined effects of the photon ring, lensing ring, and direct emission. However, the lensing ring and photon ring are still limited to a small area. Nevertheless, the observation is still dominated by direct emission. The lensing ring still contributes only a small amount to the total flux, as can be seen from the right-hand column, although direct emission continues to be the

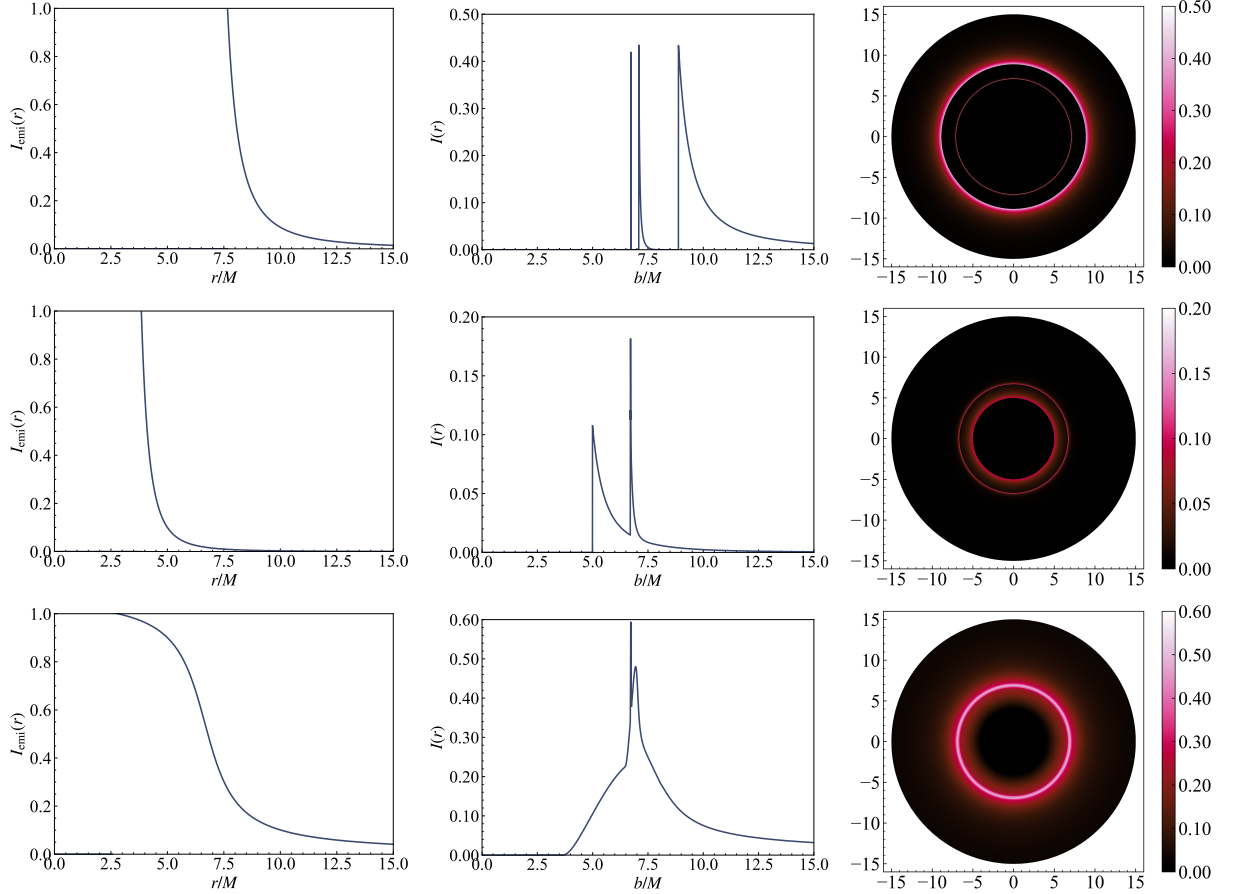


Figure 7: Observational view of the thin disk surrounding the Schwarzschild-Hernquist black hole with various emission profiles in case of $\rho_c M^2 = 0.8$ and $r_s/M = 0.4$.

dominant source.

As can be seen in the left column of the third row in Figs.6 and 7, when using **Model 3**, the emission extends inward, close to the event horizon r_h . Over a wider region, the lensing ring, photon ring, and direct emission overlap. Starting from just outside the event horizon, the observed intensity increases gradually, then rises sharply through the lensing ring region, and peaks within the photon ring region. The contribution from the lensing ring emission then causes the measured intensity to reach a lower peak. The observed intensity then starts to gradually decrease. Compared to the previous two models, the lensing ring's contribution to the total observed intensity is more noticeable in this case. Additionally, a brilliant ring created by the combined effects of the lensing ring, photon ring, and direct emission is visible in the optical appearance.

The parameters of the Hernquist DM halo have a direct and significant impact on the

observational features, as can be seen by a comparison of Figs. 6 and 7. The photon and lensing ring radii both enlarge with increasing parameter, while their contribution to the total flux diminishes. Furthermore, for **Model 3**, the diameter of the bright ring in the image appears to increase slightly with increasing DM parameters. As the Hernquist DM halo parameter grows, the maximum measured intensity increases for all three emission scenarios (2.12% for **Model 1**, 6.22% for **Model 2** and 5.31% for **Model 3**). The peak intensity in **Model 2** and **3** is significantly lower than in the corresponding Schwarzschild case [37]. These findings provide theoretical predictions that could help interpret EHT observations and potentially constrain the presence and properties of a Hernquist DM halo around supermassive black holes.

IV. SHADOWS WITH SPHERICAL ACCRETIONS

In addition to thin disk accretion, static and infalling spherical accretion flows can also form around Schwarzschild-Hernquist black holes. In this section, we further explore the influence of a Hernquist DM halo on the spacetime structure and the resulting observable properties under these spherical accretion models.

A. The static spherical accretion

We first study the shadow and photon ring in the scenario of a static spherical accretion surrounding a Schwarzschild-Hernquist black hole. The specific intensity observed at infinity is given by [71, 78, 79]

$$I_{\text{obs}} = \int_{\gamma} \mathcal{R}^3 \mathcal{J}(\nu_{\text{emi}}) d\ell_{\text{prop}}, \quad (27)$$

with [79]

$$\mathcal{J}(\nu_{\text{emi}}) \propto \frac{\delta(\nu_{\text{emi}} - \nu_{\text{fix}})}{r^2}, \quad (28)$$

over the trajectory of emitted photons γ . Here, $d\ell_{\text{prop}}$ is the infinitesimal proper length, $\mathcal{J}(\nu_{\text{emi}})$ is the emissivity per unit volume in the rest frame of the accreting material, ν_{emi} is the emitted photon frequency, and ν_{fix} is the fixed, monochromatic emission frequency. In

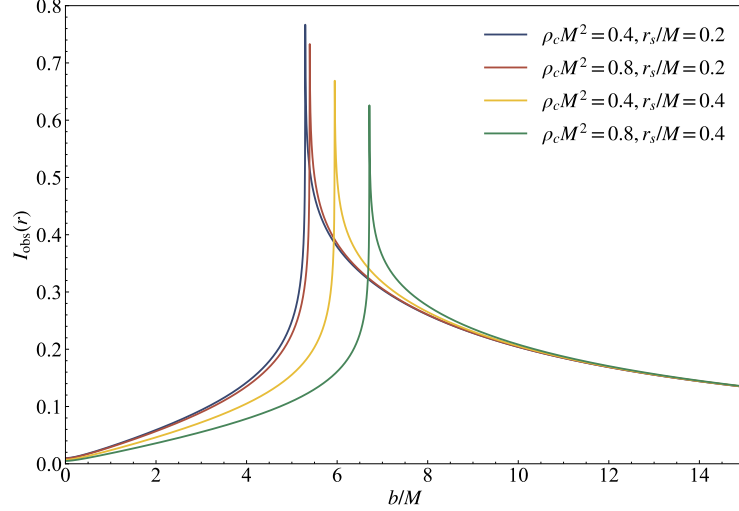


Figure 8: The specific intensity I_{obs} of a **static** spherical accretion as observed by a distant observer.

the Schwarzschild-Hernquist spacetime, the redshift factor is

$$\mathcal{R} = \frac{\nu_{\text{obs}}}{\nu_{\text{emi}}} = \sqrt{f(r)}, \quad (29)$$

and the infinitesimal proper length is

$$d\ell_{\text{prop}} = \sqrt{\frac{1}{f(r)} + r^2 \left(\frac{d\varphi}{dr} \right)^2} dr. \quad (30)$$

Combining Eqs.(27)-(30), the observed intensity for a static observer at infinity can be expressed as

$$I_{\text{obs}} = \int_{\gamma} \frac{f(r)^{3/2}}{r^2} \sqrt{\frac{1}{f(r)} + r^2 \left(\frac{d\varphi}{dr} \right)^2} dr. \quad (31)$$

The integrand in Eq.(31) represents the intensity contribution as a function of impact parameters b , which is plotted in Fig.8. Fig.9 displays the shadow and photon sphere of the Schwarzschild-Hernquist black hole by plotting the measured brightness versus b .

The resulting observed intensity $I_{\text{obs}}(b)$ first increases with the impact parameter b , peaks near the critical value $b \sim b_p$, and then gradually decreases for larger b . The observational intensity asymptotically approaches zero as b approaches infinity. Furthermore, we find that the measured intensity is strongly influenced by changes in the Hernquist DM halo. As seen in Fig.9, the observed intensity's peak value decreases as ρ_c and r_s are increased. As shown

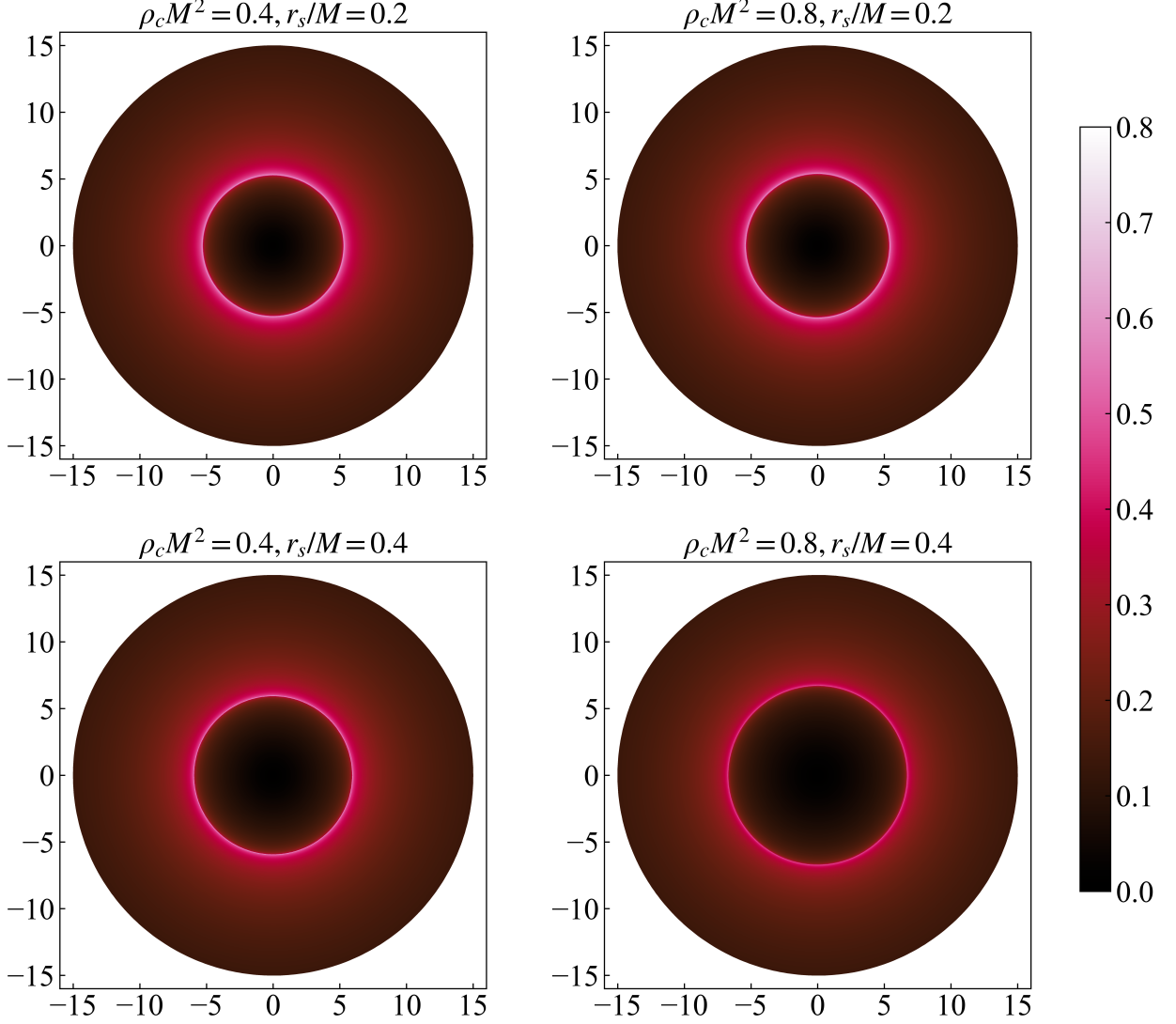


Figure 9: The images of Schwarzschild-Hernquist black holes' shadow with **static** spherical accretion as observed by a distant observer.

in the images of Fig.9, the overall appearance becomes darker for larger values of ρ_c and r_s . The image for the case $\rho_c M^2 = 0.4$ and $r_s/M = 0.2$ is significantly brighter than the image for $\rho_c M^2 = 0.8$ and $r_s/M = 0.4$. Interestingly, although the image becomes darker, the photon ring, which corresponds to the peak in $I_{\text{obs}}(b)$, expands to larger b values as ρ_c and r_s increase, consistent with the increase in b_p reported in Tab.I. Keep in mind that the central intensity is not zero, but it is extremely modest, close to $b \sim 0$. Due to the small but non-zero probability of radiation originating from very close to the black hole to escape, the region inside the photon ring in the images of Fig.9 is not completely dark but exhibits

a faint glow, brightest near the location of the photon ring itself.

B. The infalling spherical accretion

We next investigate the case of infalling spherical accretion around Schwarzschild-Hernquist black holes. The general formula for the observed intensity, Eq.(27), remains valid for infalling accretion. However, the redshift factor \mathcal{R} must be modified to account for the velocity of the infalling matter. For infalling accretion, the redshift factor is given by [40, 66, 71, 79]

$$\mathcal{R} = \frac{\kappa_\mu u_{\text{obs}}^\mu}{\kappa_\nu u_{\text{emi}}^\nu}, \quad (32)$$

The four-velocities for a distant static observer and for the infalling accreting matter are

$$\mathbf{u}_{\text{obs}} = (1, 0, 0, 0) \quad (33)$$

and

$$\mathbf{u}_{\text{emi}} = \left(\frac{1}{f(r)}, -\sqrt{1 - f(r)}, 0, 0 \right), \quad (34)$$

respectively. In Eq.(32), the four-velocities of photons κ released from the accretion disk is represented by the co-vector, which has the same definition as in Eqs.(8)-(10). For purely radial accretion, we need to compute the ratio κ_r/κ_t . Using the photon's equations of motion, this ratio is found to be [79]

$$\frac{\kappa_r}{\kappa_t} = \pm \frac{1}{f(r)} \sqrt{1 - \frac{b^2}{r^2} f(r)}, \quad (35)$$

where the \pm symbol indicates whether the photon is moving closer to or further away from the Schwarzschild-Hernquist black hole. Substituting these results into the expression for \mathcal{R} , the redshift factor becomes

$$\begin{aligned} \mathcal{R} &= \left(u_{\text{emi}}^t + \frac{\kappa_r}{\kappa_t} u_{\text{emi}}^r \right)^{-1} \\ &= \left[\frac{1}{f(r)} \pm \sqrt{\left(\frac{1}{f(r)} - 1 \right) \left(\frac{1}{f(r)} - \frac{b^2}{r^2} \right)} \right]^{-1}. \end{aligned} \quad (36)$$

Similarly, we maintain the assumption that the emission is monochromatic. Thus, for the infalling accretion, the observed intensity takes the form

$$I_{\text{obs}} \propto \int_\gamma \frac{\mathcal{R}^3}{r^2} \frac{\kappa_t}{|\kappa_r|} dr. \quad (37)$$

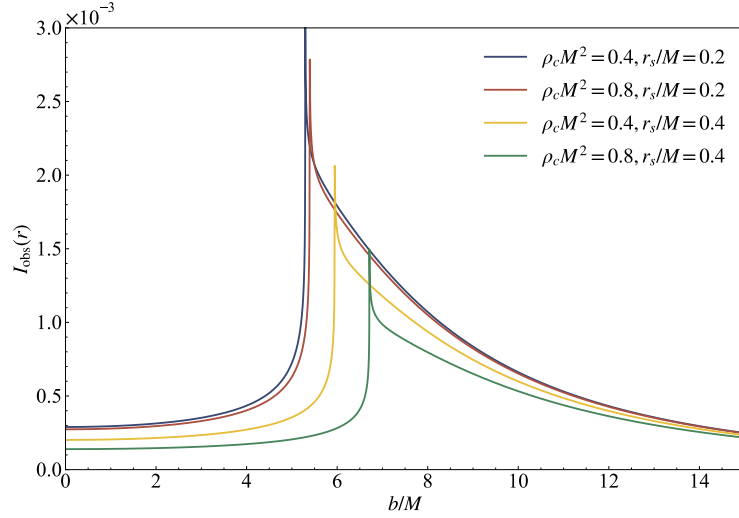


Figure 10: The specific intensity I_{obs} of a **infalling** spherical accretion as observed by a distant observer.

The observed intensity profile I_{obs} and the corresponding images for infalling accretion, computed using Eq.(37), are shown in Figs.10 and 11, respectively.

As shown in Fig.10, and similar to the static case, the observed intensity I_{obs} for infalling accretion peaks near the critical impact parameter b_p for all Hernquist DM parameter. The intensity increases for $b < b_p$, rising sharply just before reaching the peak at $b \sim b_p$. For $b < b_p$, the intensity gradually decreases with increasing b , consistent with the behavior in the static model. The observed intensity at $\rho_c M^2 = 0.4$ and $r_s/M = 0.2$ is substantially brighter than at $\rho_c M^2 = 0.8$ and $r_s/M = 0.4$, as shown in Figs.8 and 10. A direct comparison between the images in Fig.9 and Fig.11 reveals that the central region is significantly darker for infalling accretion. When the parameters are changed from $\rho_c M^2 = 0.4$ and $r_s/M = 0.2$ to $\rho_c M^2 = 0.8$ and $r_s/M = 0.4$, the peak intensity decreases by 18.36% for static accretion and by 50.50% for infalling accretion. As a direct result of the Doppler effect, the apparent intensity of radiation emitted by materials falling radially inward is reduced due to redshifting. Furthermore, in both the static and infalling models, the radius of the photon ring increases with increasing Hernquist DM parameters, consistent with the findings in Tab.I.

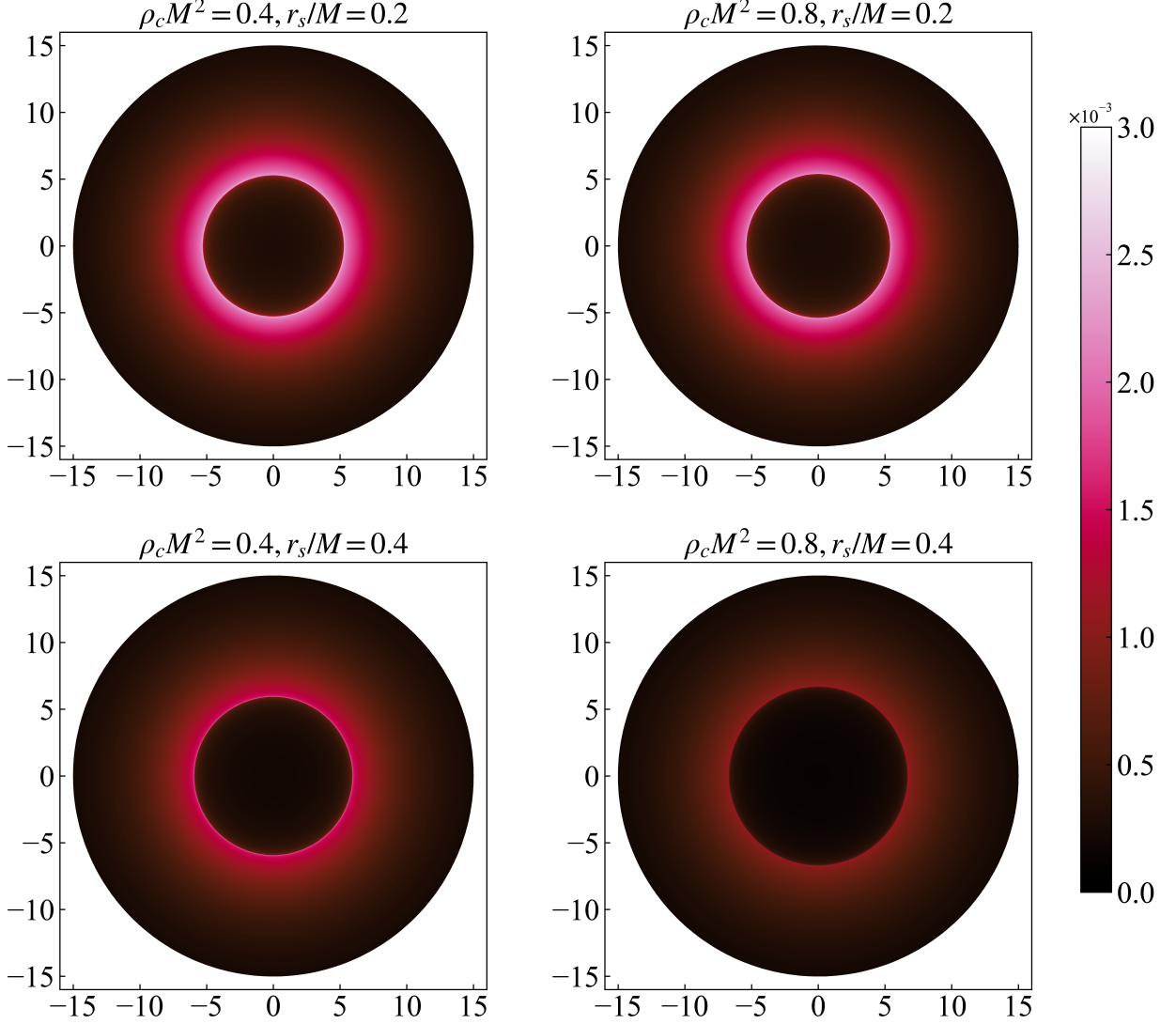


Figure 11: The images of Schwarzschild-Hernquist black holes' shadow with **infalling** spherical accretion as observed by a distant observer.

V. CONCLUSION

In this work, we have conducted a thorough investigation of the optical appearance and shadow properties of a Schwarzschild black hole embedded within a Hernquist DM halo. Our findings demonstrate that the presence of a Hernquist DM halo substantially alters the observable characteristics of the black hole shadow across a variety of accretion scenarios. Employing ray-tracing techniques and numerical simulations, we have quantitatively analyzed three thin-disk accretion models (24)-(26), and two spherical accretion models Eqs.(31) and (37), revealing that the Hernquist DM parameters ρ_c and r_s have a significant impact on the

photon sphere radius and the observed shadow properties. In particular, the photon sphere expands significantly as $\rho_c M^2$ and r_s increase, as seen in Figs. 6–11. Furthermore, we find that the core radius r_s of the DM halo influences the growth of the photon sphere more significantly than the central density ρ_c . We use the Schwarzschild black hole with $b_p^{\text{Sch}} = 3\sqrt{3}M$ as a reference case [26, 37]. For the parameter set $\rho_c M^2 = 0.4$ and $r_s = 0.2$, the shadow diameter increases relative to the Schwarzschild case by $\Delta\theta/\theta_{\text{Sch}} = (b_p^{\text{SH}} - b_p^{\text{Sch}})/b_p^{\text{Sch}} = 1.89\%$ [24]. Keeping $r_s = 0.2$, the relative change rate $\Delta\theta/\theta_{\text{Sch}}$ rises to 3.78% at $\rho_c M^2 = 0.8$. Notably, if we increase r_s/M from 0.2 to 0.4 while keeping $\rho_c M^2 = 0.4$ fixed, the relative change climbs markedly to 14.40%. In extreme circumstances, the relative change rate $\Delta\theta/\theta_{\text{Sch}}$ reaches 29.15% when $\rho_c M^2 = 0.8$ and $r_s = 0.4$. However, as shown in Figs. 9 and 11, the peak observed intensity is significantly diminished, giving the overall image of being substantially dimmer. The gravitational influence of the Hernquist DM halo is responsible for these alterations, modifying the effective potential around the black hole and the photon trajectory. Our calculations indicate that while the presence of a Hernquist dark matter halo systematically increases the size of the shadow and the emission ring, the dynamical state of the accretion flow (static versus infalling) has a comparable, if not more significant, influence on the absolute level and distribution of brightness. This suggests that, when using EHT observations to constrain the central dark matter distribution, it is imperative to have a prior assumption or an independent constraint on the physical state of the accretion flow.

Importantly, our findings offer significant insights into potential observable features in real astrophysical systems like M87*, which are typically described by the Kerr metric [1–9], even though our model is based on a static, modified Schwarzschild background. The predicted variation in shadow size—specifically, the positive correlation between the photon ring diameter and the Hernquist DM parameters—provides an observable diagnostic for probing the DM distribution around supermassive black holes. The current EHT observation for M87* is approximately $42 \pm 3 \mu\text{as}$, whose relative uncertainty is about 7.14% [1], which is consistent with the Kerr vacuum solution. Our model provides an unambiguous prediction that may be tested by current or next-generation EHT measurements, since this stands in stark contrast to the $\sim 2\%$ to $\sim 30\%$ rise anticipated by Hernquist DM halos. Consequently, a future measurement of an anomalously large shadow could indicate the presence of a Hernquist DM halo, and our model could be used to interpret such a result. Conversely, the absence of significant shadow enlargement would place stringent constraints on the

parameter space of viable Hernquist DM models.

Looking forward, our results highlight the potential of next-generation very-long-baseline interferometry (VLBI) [80–83] arrays to refine DM models through precise shadow imaging. Furthermore, they reveal a novel, observable coupling mechanism between DM and black hole shadow phenomenology. Future work incorporating black hole spin like the Kerr metric [84, 85] and more realistic, dynamic accretion flows will be essential to fully bridge the gap between theoretical predictions and observational evidence. Our results strongly support the use of black hole shadows as unique probes that can reveal the distribution and properties of DM halos, as well as elucidate new aspects of gravitational physics in strong-field regimes. This approach promises to illuminate the nature of DM in galactic centers in unprecedented ways.

Acknowledge

This work is partly supported by the Shanghai Key Laboratory of Astrophysics 18DZ2271600.

-
- [1] T. E. H. T. Collaboration, The Astrophysical Journal Letters **875**, L1 (2019).
 - [2] T. E. H. T. Collaboration, The Astrophysical Journal Letters **875**, L2 (2019).
 - [3] T. E. H. T. Collaboration, The Astrophysical Journal Letters **875**, L3 (2019).
 - [4] T. E. H. T. Collaboration, The Astrophysical Journal Letters **875**, L4 (2019).
 - [5] T. E. H. T. Collaboration, The Astrophysical Journal Letters **875**, L5 (2019).
 - [6] T. E. H. T. Collaboration, The Astrophysical Journal Letters **875**, L6 (2019).
 - [7] T. E. H. T. Collaboration, The Astrophysical Journal Letters **910**, L12 (2021).
 - [8] T. E. H. T. Collaboration, The Astrophysical Journal Letters **910**, L13 (2021).
 - [9] T. E. H. T. Collaboration, The Astrophysical Journal Letters **957**, L20 (2023).
 - [10] A. Ghez, S. Salim, S. D. Hornstein, A. Tanner, J. Lu, M. Morris, E. Becklin, and G. Duchêne, The Astrophysical Journal **620**, 744 (2005).
 - [11] A. Boehle, A. Ghez, R. Schödel, L. Meyer, S. Yelda, S. Albers, G. Martinez, E. Becklin, T. Do, J. Lu, et al., The Astrophysical Journal **830**, 17 (2016).
 - [12] K. Akiyama, A. Alberdi, W. Alef, J. C. Algaba, R. Anantua, K. Asada, R. Azulay, U. Bach, A.-K. Baczko, D. Ball, et al., The Astrophysical Journal Letters **930**, L12 (2022).
 - [13] K. Akiyama, A. Alberdi, W. Alef, J. C. Algaba, R. Anantua, K. Asada, R. Azulay, U. Bach, A.-K. Baczko, D. Ball, et al., The Astrophysical Journal Letters **930**, L13 (2022).
 - [14] K. Akiyama, A. Alberdi, W. Alef, J. C. Algaba, R. Anantua, K. Asada, R. Azulay, U. Bach, A.-K. Baczko, D. Ball, et al., The Astrophysical Journal Letters **930**, L14 (2022).
 - [15] K. Akiyama, A. Alberdi, W. Alef, J. C. Algaba, R. Anantua, K. Asada, R. Azulay, U. Bach, A.-K. Baczko, D. Ball, et al., The Astrophysical Journal Letters **930**, L15 (2022).
 - [16] K. Akiyama, A. Alberdi, W. Alef, J. C. Algaba, R. Anantua, K. Asada, R. Azulay, U. Bach, A.-K. Baczko, D. Ball, et al., The Astrophysical Journal Letters **930**, L16 (2022).
 - [17] K. Akiyama, A. Alberdi, W. Alef, J. C. Algaba, R. Anantua, K. Asada, R. Azulay, U. Bach, A.-K. Baczko, D. Ball, et al., The Astrophysical Journal Letters **930**, L17 (2022).
 - [18] K. Akiyama, A. Alberdi, W. Alef, J. C. Algaba, R. Anantua, K. Asada, R. Azulay, U. Bach, A.-K. Baczko, D. Ball, et al., The Astrophysical Journal Letters **964**, L25 (2024).
 - [19] K. Akiyama, A. Alberdi, W. Alef, J. C. Algaba, R. Anantua, K. Asada, R. Azulay, U. Bach, A.-K. Baczko, D. Ball, et al., The Astrophysical Journal Letters **964**, L26 (2024).

- [20] S. W. Hawking, Communications in Mathematical Physics **25**, 152 (1972).
- [21] J. M. Bardeen, B. Carter, and S. W. Hawking, Communications in mathematical physics **31**, 161 (1973).
- [22] R. M. Wald, *Quantum field theory in curved spacetime and black hole thermodynamics* (University of Chicago press, 1994).
- [23] R. M. Wald, *General relativity* (University of Chicago press, 2010).
- [24] V. Perlick and O. Y. Tsupko, Physics Reports **947**, 1 (2022).
- [25] J. Synge, Monthly Notices of the Royal Astronomical Society **131**, 463 (1966).
- [26] J.-P. Luminet, Astronomy and Astrophysics, vol. 75, no. 1-2, May 1979, p. 228-235. **75**, 228 (1979).
- [27] J. M. Bardeen et al., Black holes (Les astres occlus) pp. 215–239 (1973).
- [28] S. Chandrasekhar, *The mathematical theory of black holes*, vol. 69 (Oxford university press, 1998).
- [29] L. Amarilla, E. F. Eiroa, and G. Giribet, Physical Review D—Particles, Fields, Gravitation, and Cosmology **81**, 124045 (2010).
- [30] L. Amarilla and E. F. Eiroa, Physical Review D—Particles, Fields, Gravitation, and Cosmology **85**, 064019 (2012).
- [31] M. Amir, B. P. Singh, and S. G. Ghosh, The European Physical Journal C **78**, 399 (2018).
- [32] Y. Mizuno, Z. Younsi, C. M. Fromm, O. Porth, M. De Laurentis, H. Olivares, H. Falcke, M. Kramer, and L. Rezzolla, Nature Astronomy **2**, 585 (2018).
- [33] E. F. Eiroa and C. M. Sendra, The European Physical Journal C **78**, 91 (2018).
- [34] I. Banerjee, S. Chakraborty, and S. SenGupta, Physical Review D **101**, 041301 (2020).
- [35] Y. Huang, S. Chen, and J. Jing, The European Physical Journal C **76**, 594 (2016).
- [36] M. Guerrero, G. J. Olmo, and D. Rubiera-Garcia, Journal of Cosmology and Astroparticle Physics **2021**, 066 (2021).
- [37] S. E. Gralla, D. E. Holz, and R. M. Wald, Physical Review D **100**, 024018 (2019).
- [38] X.-X. Zeng and H.-Q. Zhang, The European Physical Journal C **80**, 1058 (2020).
- [39] X.-X. Zeng, H.-Q. Zhang, and H. Zhang, The European Physical Journal C **80**, 872 (2020).
- [40] G.-P. Li and K.-J. He, Journal of Cosmology and Astroparticle Physics **2021**, 037 (2021).
- [41] K.-J. He, S. Guo, S.-C. Tan, and G.-P. Li, Chinese Physics C **46**, 085106 (2022).
- [42] J. Peng, M. Guo, and X.-H. Feng, Chinese Physics C **45**, 085103 (2021).

- [43] X.-X. Zeng, G.-P. Li, and K.-J. He, Nuclear Physics B **974**, 115639 (2022).
- [44] X.-X. Zeng, L.-F. Li, P. Li, B. Liang, and P. Xu, Science China Physics, Mechanics & Astronomy **68**, 220412 (2025).
- [45] R. Shaikh, P. Kocherlakota, R. Narayan, and P. S. Joshi, Monthly Notices of the Royal Astronomical Society **482**, 52 (2019).
- [46] H. Davoudiasl and P. B. Denton, Physical review letters **123**, 021102 (2019).
- [47] R. Roy and U. A. Yajnik, Physics Letters B **803**, 135284 (2020).
- [48] V. C. Rubin, W. K. Ford Jr, and N. Thonnard, Astrophysical Journal, Part 1, vol. 238, June 1, 1980, p. 471-487. **238**, 471 (1980).
- [49] M. Persic, P. Salucci, and F. Stel, Monthly Notices of the Royal Astronomical Society **281**, 27 (1996).
- [50] Y. Sofue, in *Planets, Stars and Stellar Systems* (Springer, 2013), pp. 985–1037.
- [51] K. Boshkayev and D. Malafarina, Monthly Notices of the Royal Astronomical Society **484**, 3325 (2019).
- [52] K. Jusufi, M. Jamil, P. Salucci, T. Zhu, and S. Haroon, Physical Review D **100**, 044012 (2019).
- [53] R. Konoplya, Physics Letters B **795**, 1 (2019).
- [54] R. Konoplya and A. Zhidenko, The Astrophysical Journal **933**, 166 (2022).
- [55] X. Hou, Z. Xu, M. Zhou, and J. Wang, Journal of Cosmology and Astroparticle Physics **2018**, 015 (2018).
- [56] X. Liang, Y.-P. Hu, C.-H. Wu, and Y.-S. An, The European Physical Journal C **83**, 1009 (2023).
- [57] M. M. Gohain, P. Phukon, and K. Bhuyan, Physics of the Dark Universe **46**, 101683 (2024).
- [58] A. Övgün and R. C. Pantig, Physics Letters B **864**, 139398 (2025).
- [59] S. K. Jha, Journal of Cosmology and Astroparticle Physics **2025**, 033 (2025).
- [60] W. Dehnen, Monthly Notices of the Royal Astronomical Society **265**, 250 (1993).
- [61] H. Mo, F. Van den Bosch, and S. White, *Galaxy formation and evolution* (Cambridge University Press, 2010).
- [62] F. Ahmed, A. Al-Badawi, and İ. Sakallı, arXiv preprint arXiv:2506.18457 (2025).
- [63] X.-H. Feng and G.-Y. Zhang, arXiv preprint arXiv:2509.04001 (2025).
- [64] Y. Shi and H. Cheng, Communications in Theoretical Physics **77**, 025401 (2024).
- [65] Y. Meng, X.-M. Kuang, X.-J. Wang, B. Wang, and J.-P. Wu, Physical Review D **108**, 064013

- (2023).
- [66] G.-P. Li and K.-J. He, The European Physical Journal C **81**, 1018 (2021).
 - [67] Y. Yang, D. Liu, A. Övgün, G. Lambiase, and Z.-W. Long, The European Physical Journal C **84**, 63 (2024).
 - [68] Z. Xu, X. Hou, X. Gong, and J. Wang, Journal of Cosmology and Astroparticle Physics **2018**, 038 (2018).
 - [69] J. M. Bardeen, W. H. Press, and S. A. Teukolsky, Astrophysical Journal, Vol. 178, pp. 347-370 (1972) **178**, 347 (1972).
 - [70] S. E. Gralla and A. Lupsasca, Physical Review D **101**, 044031 (2020).
 - [71] M. Fathi and N. Cruz, The European Physical Journal C **83**, 1160 (2023).
 - [72] M. D. Johnson, A. Lupsasca, A. Strominger, G. N. Wong, S. Hadar, D. Kapec, R. Narayan, A. Chael, C. F. Gammie, P. Galison, et al., Science advances **6**, eaaz1310 (2020).
 - [73] Q. Gan, P. Wang, H. Wu, and H. Yang, Physical Review D **104**, 044049 (2021).
 - [74] G. Guo, X. Jiang, P. Wang, and H. Wu, Physical Review D **105**, 124064 (2022).
 - [75] Y. Chen, G. Guo, P. Wang, H. Wu, and H. Yang, Science China Physics, Mechanics & Astronomy **65**, 120412 (2022).
 - [76] H.-M. Wang, Z.-C. Lin, and S.-W. Wei, Nuclear Physics B **985**, 116026 (2022).
 - [77] J. Yang, C. Zhang, and Y. Ma, The European Physical Journal C **83**, 619 (2023).
 - [78] M. Jaroszynski and A. Kurpiewski, arXiv preprint astro-ph/9705044 (1997).
 - [79] C. Bambi, Physical Review D—Particles, Fields, Gravitation, and Cosmology **87**, 107501 (2013).
 - [80] T. Hobiger, M. Sekido, Y. Koyama, and T. Kondo, Advances in Space Research **43**, 187 (2009).
 - [81] H. Schuh and J. Böhm, in *Sciences of Geodesy-II: Innovations and Future Developments* (Springer, 2012), pp. 339–376.
 - [82] A. Niell, J. Barrett, A. Burns, R. Cappallo, B. Corey, M. Derome, C. Eckert, P. Elosegui, R. McWhirter, M. Poirier, et al., Radio Science **53**, 1269 (2018).
 - [83] A. Nothnagel, T. Nilsson, and H. Schuh, Space Science Reviews **214**, 66 (2018).
 - [84] F. Ferrer, A. Medeiros da Rosa, and C. M. Will, Physical Review D **96**, 083014 (2017).
 - [85] X. Hou, Z. Xu, and J. Wang, Journal of Cosmology and Astroparticle Physics **2018**, 040 (2018).