

RECAP: Transparent Inference-Time Emotion Alignment for Medical Dialogue Systems

Adarsh Srinivasan
Arizona State University
Tempe, Arizona, USA

Jacob Dineen
Arizona State University
Tempe, Arizona, USA

Muhammad Umar Afzal
Mayo Clinic
Tempe, Arizona, USA

Muhammad Uzair Sarfraz
Mayo Clinic
Tempe, Arizona, USA

Irbaz B. Riaz
Mayo Clinic
Tempe, Arizona, USA

Ben Zhou
Arizona State University
Tempe, Arizona, USA

Abstract

Large language models in healthcare often miss critical emotional cues, delivering medically sound but emotionally flat advice. This is especially problematic in clinical contexts where patients are distressed and vulnerable, and require empathic communication to support safety, adherence, and trust. We present RECAP (Reflect–Extract–Calibrate–Align–Produce), an inference-time framework that adds structured emotional reasoning without retraining. By decomposing empathy into transparent appraisal-theoretic stages and exposing per-dimension Likert signals, RECAP produces nuanced, auditable responses. Across EmoBench, SECEU, and EQ-Bench, RECAP improves emotional reasoning by 22–28% on 8B models and 10–13% on larger models over zero-shot baselines. Clinician evaluations further confirm superior empathetic communication. RECAP shows that modular, theory-grounded prompting can systematically enhance emotional intelligence in medical AI while preserving the accountability required for deployment.

CCS Concepts

• **Computing methodologies** → **Natural language processing**; **Discourse, dialogue and pragmatics**; *Natural language generation*; • **Applied computing** → **Health informatics**; • **Information systems** → *Sentiment analysis*; • **Human-centered computing** → *Natural language interfaces*.

Keywords

emotional alignment, affective computing, empathy, medical chatbots, healthcare conversational agents, appraisal theory, inference-time prompting, emotion recognition, large language models (LLMs)

1 Introduction

As large language models are increasingly used in healthcare applications, from virtual patient assistants to mental health support, there is a growing need for responses that are medically correct and emotionally aligned. An anxious or distressed patient expects an assistant to acknowledge and adapt to their affective state. Empathy is a core clinical competency, central to trust and associated with improved outcomes [5]. For example, a patient receiving bad news may feel frightened or upset; a useful response should address the medical facts and also convey understanding and support. However, contemporary instruction-tuned models may insufficiently attend to affective cues, and default to generic, information-centric phrasing unless explicitly scaffolded. Prior works document variability

and prompt sensitivity in empathetic expression [2, 34], and in our experiments (Table. 3) we observe the same pattern, with baselines under-acknowledging patient distress. This motivates methods that make emotional reasoning explicit at inference time.

Recent observations show that with careful prompting, chatbots can produce language that patients rate as empathetic [5]. The open problem is not polite wording, but consistent attention to fine-grained emotional states and situations. Two patients who face a similar medical event can differ in perceived control, uncertainty, goals, and agency, and those differences call for different forms of support [20, 25]. To be useful in care, a system should represent such appraisals explicitly at each turn and let them guide both content and tone. Our work focuses on this gap by externalizing these appraisals at inference time and using them to shape the responses, while leaving the base model unchanged.

The challenge of emotional alignment in AI lies in inferring complex affective states from user language and adjusting responses accordingly. Cognitive appraisal theories in psychology suggest that humans evaluate events along key dimensions (goal relevance, agency, coping potential) to determine emotional responses [17]. For instance, losing control over one’s health might trigger fear and helplessness, while receiving support from loved ones could evoke gratitude and hope. While LLMs do not experience emotions, recent work shows they can emulate aspects of this appraisal process when properly guided [8]. Related approaches have demonstrated that LLMs can be guided through structured reasoning processes to improve their reliability in complex inference tasks [10]. These models have demonstrated the ability to tap into common patterns of situational appraisal and perform complex emotional reasoning tasks. Yet without explicit prompting, they default to surface-level pattern matching that misses deeper emotional context.

In this work, we introduce RECAP (Reflect–Extract–Calibrate–Align–Produce), a novel inference-time pipeline designed to align LLM responses with user emotions in medical dialogue settings. RECAP guides the model through a structured reasoning process: first abstracting the situation, then identifying psychological factors that influence emotional states, generating candidate emotions, quantifying their likelihood using Likert scales, and finally producing an emotionally aligned response. This decomposition enables the model to systematically reason about emotions before generating text, mimicking the deliberative process of an emotionally intelligent clinician.

Our experimental results demonstrate RECAP’s effectiveness at multiple levels. For end-to-end conversation generation, RECAP

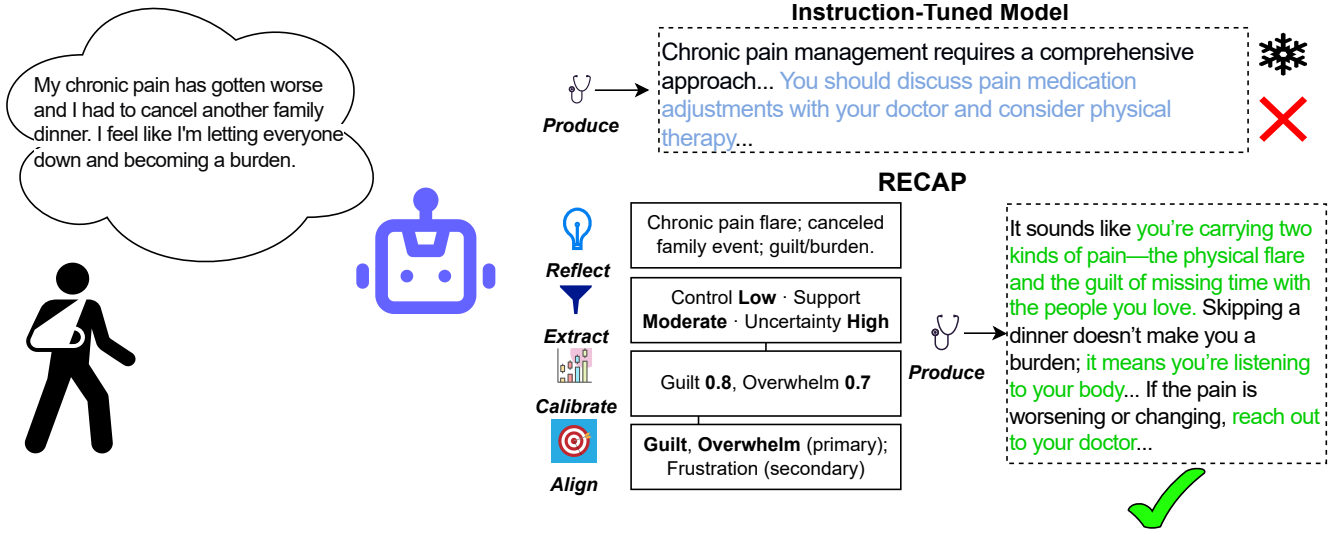


Figure 1: Patient input (left) is transformed into appraisal-theoretic intermediates with per-dimension Likert ratings (center), which condition generation to produce a targeted reply (right). Compared with a vanilla instruction-tuned model, RECAP explicitly acknowledges the patient’s emotions and provides concrete next steps. (Scenario text is synthetic for illustration.)

achieved a 95.7% win rate over baseline approaches in clinical evaluations of emotional support quality, with convergent validation from GPT-5 showing 99% preference and quality scores of 8.8 vs. 4.7. On HealthBench’s comprehensive healthcare dialogue evaluation, RECAP improved overall scores by 17% for OSS-120B (0.46 to 0.54), with particularly strong gains in communication quality. Beyond generating better responses, RECAP’s intermediate emotional analysis capabilities also show substantial improvements on standardized benchmarks—achieving a 28% relative improvement on EmoBench for Llama-3.1-8B, EQ scores improving from 58.31 to 71.29 on SECEU (22% gain), and 70-point Elo gains on EQ-Bench. These results demonstrate that RECAP not only produces more empathetic dialogue but does so through more accurate emotional understanding. Our approach is implemented entirely through decomposition-based prompt engineering and can be applied at inference time to any sufficiently capable LLM.

By aligning LLM responses with patient emotions in a principled, transparent manner, RECAP aims to bridge the gap between the factual prowess of AI and the empathetic communication needed in healthcare settings. In the following sections, we discuss related work in empathetic AI, detail the RECAP methodology, and present experimental results demonstrating improved emotional alignment in both general and medical-specific contexts.

2 Background and Related Work

2.1 Empathy in Medical Dialogue: Evidence and Gaps

LLMs are increasingly used for health information and triage across diverse healthcare contexts. Multiple studies report that, with careful prompting, chatbot replies are perceived as highly empathetic, sometimes surpassing physicians’ answers in perceived warmth

and understanding, while maintaining comparable clinical accuracy [4, 7, 13, 22]. These findings suggest significant potential for LLMs to augment healthcare communication, particularly in scenarios where human resources are limited or when patients seek initial guidance. Systematic reviews, however, find empathy to be brittle and prompt sensitive, with overuse of generic phrases and instruction-following errors that can undermine genuine connection [2, 34]. This variability in empathetic expression motivates methods that explicitly reason about a user’s emotional state rather than relying on stylistic mimicry alone, ensuring more authentic and contextually appropriate responses.

2.2 Training Time Alignment and Supervised Empathy Fine Tuning

Training time alignment techniques such as RLHF and DPO improve general helpfulness and conversational tone but optimize global preferences rather than appraisal of situational affect [26, 28]. These methods excel at producing generally agreeable responses but may miss nuanced emotional cues that require situational awareness. Supervised fine tuning on empathetic corpora, including datasets like EmpatheticDialogues and large counseling datasets such as SoulChat, can raise perceived empathy to clinician rated levels [6, 13, 29]. However, this approach embeds empathetic behavior directly in model weights, making it less transparent and harder to audit or adjust per dialogue. The lack of interpretability poses challenges for medical applications where understanding the reasoning behind empathetic responses is crucial for safety and trust. Our approach instead operates at inference time and exposes interpretable signals through Likert type emotion ratings, allowing healthcare providers to understand and potentially override system decisions when necessary.

2.3 Prompting Strategies for Emotional Alignment in Dialogue

Various prompting strategies have been explored to improve emotional responsiveness in dialogue systems. Persona prompts such as "supportive clinician" or "empathetic healthcare provider" can increase engagement and consistency in conversational agents [42], helping establish appropriate conversational boundaries and professional tone. However, effects are mixed across tasks; in factual settings, personas can fail to help or even degrade performance, potentially introducing biases or inappropriate responses [16, 23, 43]. The static nature of persona conditioning also limits adaptability to changing emotional contexts within a single conversation.

More sophisticated inference-time reasoning approaches like Chain of Thought have proven effective for complex reasoning tasks [38]. For empathy specifically, Chain of Empathy and Chain of Emotion introduce multi-step affective reasoning or internal emotional simulation to improve perceived naturalness and emotional coherence [8, 21]. We distinguish our approach from these existing methods in several key ways. First, we ground our intermediate reasoning steps in classic appraisal theory from cognitive psychology [20, 25], targeting the user’s likely emotions rather than simulating the system’s emotional state or relying on static personas. Second, we quantify emotion candidates with fixed Likert ratings to yield a compact, auditable profile that conditions generation. This structured approach combines the benefits of persona-based consistency with the adaptability of multi-step reasoning, supporting transparency and controllability in medical dialogue where understanding the basis for empathetic responses is essential for clinical oversight and quality assurance.

2.4 Decomposed Reasoning and Structured Inference in LLMs

While our application targets emotional alignment, RECAP’s methodology draws from broader advances in structured reasoning and interpretable AI. Recent work demonstrates that decomposing complex inference into explicit intermediate steps improves both performance and interpretability across diverse reasoning tasks [36, 39, 44]. Breaking down complex tasks into more straightforward and interpretable sub-tasks has long been a central theme in developing robust language systems, and has proven particularly effective when grounded in domain-specific frameworks [10, 11, 45].

Several advances in reasoning-augmented generation inform our architectural choices. Work on making intermediate reasoning explicit during generation shows improved accuracy and reduced hallucination [40]. Methods that enforce reasoning bottlenecks, where models must first produce interpretable reasoning paths before generating outputs, yield more reliable and auditable behavior [30, 33]. Techniques for maintaining coherent reasoning across related problems through structured rewards [41] and frameworks that replace monolithic objectives with transparent, principle-wise components improve controllability [9]. These approaches collectively demonstrate that externalizing cognitive structure into interpretable intermediates enhances both performance and trustworthiness.

RECAP applies these principles specifically to emotional reasoning at inference time. Like prior work on decomposition, we break down emotional assessment into interpretable components

grounded in appraisal theory. Following the principle of transparent objectives, we expose per-dimension Likert ratings that make the emotional reasoning process auditable. Critically, we implement these principles without retraining, providing the adaptivity of structured reasoning with the transparency needed for clinical oversight—combining insights from reasoning-centric research with the specific demands of empathetic healthcare communication.

3 RECAP

3.1 Modular Prompt Design

RECAP is a modular inference-time prompting pipeline that guides large language models through structured reasoning for emotional alignment. The pipeline operates in five sequential stages, each producing an intermediate, human-interpretable representation that informs the next stage. Our stage design is context-rich: we maximize task-relevant context so the model can make more informed decisions, consistent with gains from many-shot in-context learning and retrieval-augmented evidence [1]. This design requires no fine-tuning or parameter updates and externalizes the model’s reasoning into inspectable steps (see Appendix 8.3 for prompts). Figure 2 illustrates the complete pipeline. To demonstrate each stage, we use a running example where a patient expresses:

“I was just diagnosed with cancer last month and the chemo is making me so sick. I’m scared this won’t get any better. My sons keep asking me if I’m okay and I don’t know what to say to them...”

3.1.1 Stage 1: Situation Abstraction. The first stage distills the user’s raw input into a concise description of the core situation and context. Medical dialogues often contain lengthy narratives with rich detail; this stage strips away extraneous information to capture the essential circumstance affecting the user. Research on summarization shows that condensing long narratives into concise “situations” reduces cognitive load and makes downstream reasoning easier [10, 35]. In this stage, the model produces a brief synopsis focusing on what has happened and who is involved, using neutral terms that set a clear foundation for subsequent emotional reasoning. This summary preserves key facts and thematic context without exact original wording.

Example abstract: “The patient has been diagnosed with a serious illness and is undergoing difficult treatment, which makes them feel overwhelmed and anxious about the future.”

3.1.2 Stage 2: Latent Factor Induction. Following insights from many-shot in-context learning, the pipeline increases task-relevant context by explicitly eliciting psychological appraisals that shape emotional responses [1]. In this stage, the model names three salient factors in open vocabulary, assigns each a value, and justifies the choice from the case. These interpretable constructs, drawn from appraisal theory and common sense, parallel clinical reasoning about perceived control or available coping resources [32]. The appraisal-first design preserves interpretability and clinician recognizability while avoiding dependence on any fixed ontology. The abstracted situation yields three factors:

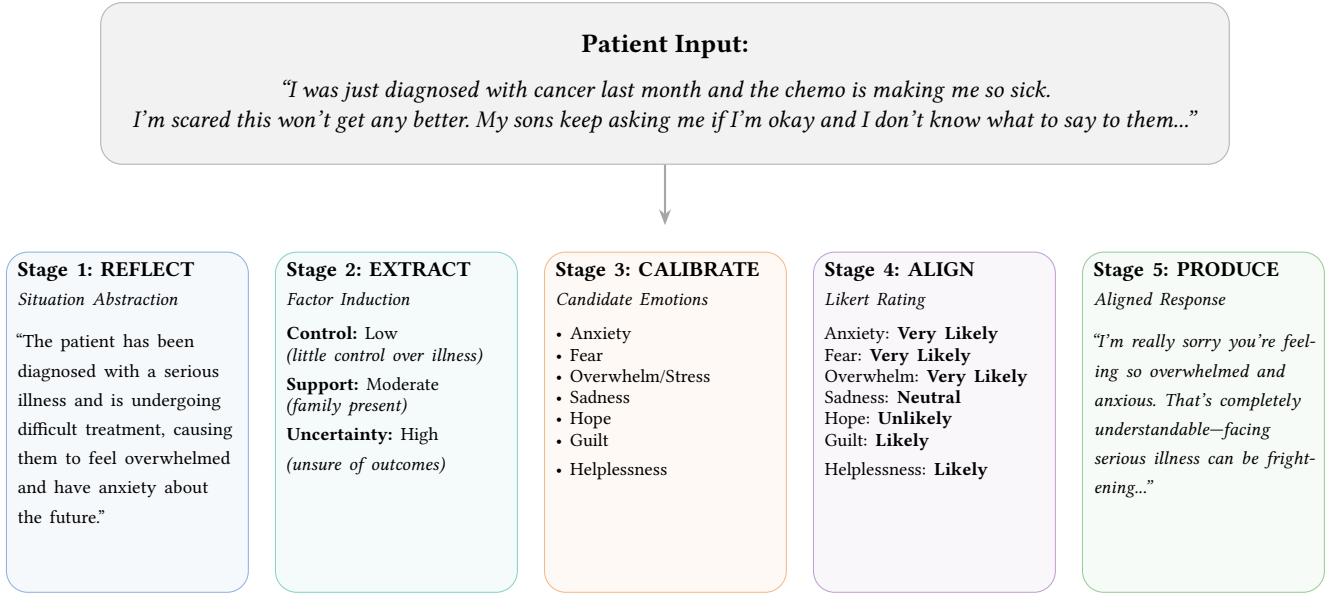


Figure 2: RECAP Pipeline for Emotional Alignment. Model-agnostic inference-time prompting that externalizes emotional reasoning into interpretable stages. The pipeline systematically processes patient input through five stages: (1) abstraction to core situation, (2) identification of psychological factors, (3) enumeration of possible emotions, (4) quantitative assessment of emotion likelihoods, and (5) generation of an emotionally-aligned response that explicitly addresses the identified emotions.

- **Control:** Low (patient has little control over illness or treatment)
- **Support:** Moderate (family present but patient feels somewhat isolated)
- **Outcome Uncertainty:** High (patient unsure about treatment success)

By limiting to three factors, we ensure focus on the most relevant aspects while maintaining adaptability across different situations.

3.1.3 Stage 3: Candidate Emotion Extraction. With the situation and factors established, RECAP generates plausible candidate emotions the user likely experiences. Rather than committing to a single emotion label, the system considers multiple possibilities that fit the scenario—typically 5–7 emotion words or phrases appropriate for someone in the described situation. Psychological research notes that real-world interactions often evoke mixed or blended emotions, and single-label measures are insufficient [15].

The identified factors lead to candidates including: *Anxiety, Fear, Overwhelm/Stress, Sadness, Hope, Guilt, Helplessness*. This explicit enumeration maintains transparency about which interpretations are being considered and provides a set of emotional themes for the final response to acknowledge.

3.1.4 Stage 4: Likert-Based Emotion Likelihoods. Hard labels obscure ambiguity and force exclusivity when emotions co-occur; we instead rate each candidate on a fixed Likert scale mapped to probabilities (Appendix 8.1). Probabilistic outputs capture partial belief and mixed affect, support calibrated actions, and remain auditable across turns as a belief state. This addresses a common failure mode in which LLMs are rewarded for guessing rather than

expressing uncertainty, contributing to hallucinations [19]; externalizing uncertainty as probabilities reduces overconfidence and makes confidence available to downstream policies. Prior work shows that models can estimate their own correctness and benefit from explicit uncertainty [18]. By employing the generated context, the resulting Likert profile is a compact, clinician-reviewable vector that conditions generation and permits calibration or abstention when confidence is low.

3.1.5 Stage 5: Emotion-Aligned Response Generation. Guided by the emotion-likelihood context, the model opens by naming and acknowledging the highest-probability feelings, then validates or normalizes them and adjusts its tone. This sequencing follows clinical communication frameworks, which prioritize addressing emotions before information [12]. Only after establishing empathy does the model offer concrete guidance.

"I'm really sorry you're feeling so overwhelmed and anxious about your diagnosis and treatment. That's completely understandable—facing serious illness can be frightening and stressful. You're not alone in this..."

The key distinction from baseline responses is explicit guidance to address identified emotions rather than focusing solely on factual correctness. Having decomposed the reasoning beforehand, the model has a clear map of which feelings to address and why, producing more context-sensitive empathetic language while avoiding common pitfalls like inappropriate optimism or excessive formality. The modular design keeps generation controllable, as emotional guidance can be adjusted or overridden if external emotion detection is available. The entire pipeline executes in a single conversation turn with the LLM, with each stage's output

programmatically constructing the next prompt, making real-time deployment feasible.

4 Experiments

To assess the effectiveness of RECAP in aligning model responses with user emotions, we conducted evaluations on two levels: (1) standardized emotion understanding benchmarks to quantify improvements in emotion recognition and empathy reasoning, and (2) domain-specific human evaluation in medical dialogue contexts to gauge real-world impact on perceived empathy and response quality.

4.1 Datasets and Metrics

We evaluate RECAP on multiple complementary benchmarks that assess different aspects of emotional intelligence and empathetic communication:

- **EmoBench** [31]: A psychologically grounded framework that probes emotional understanding and application through complex scenarios requiring models to infer latent affect, identify causal relationships, and generate contextually appropriate responses. Unlike simple emotion classification, EmoBench emphasizes reasoning about nuanced social contexts and implicit emotional cues.
- **SECEU** (Situational Evaluation of Complex Emotional Understanding) [37]: A standardized assessment where models distribute relative intensity across multiple candidate emotions for realistic situations. Reports two metrics: (1) raw SECEU score measuring Euclidean distance from human consensus (lower is better), and (2) EQ score, a standardized transformation onto an emotional quotient scale (mean = 100, higher is better).
- **EQ-Bench** [27]: Evaluates dialogue-centric emotional inference through conversational contexts with social dynamics. Performance is reported as an Elo-style rating facilitating relative comparisons across models.
- **HealthBench** [3]: A domain-specific benchmark containing 5,000 multi-turn healthcare conversations scored against physician-written rubrics spanning accuracy, completeness, context awareness, communication quality, and instruction following. Directly measures performance in realistic health dialogues across seven themes including emergency referrals and expertise-tailored communication.

These benchmarks collectively assess theoretical understanding (EmoBench), emotional calibration (SECEU), conversational inference (EQ-Bench), and clinical communication quality (HealthBench), providing comprehensive coverage of the skills required for empathetic medical dialogue.

For domain-specific assessment, we use a stratified sample of 100 examples from synthetic oncology scenarios generated with GPT-5 (see Table 1). For each item, we generate paired responses from the Supportive Clinician baseline (see Appendix 8.3 for prompts) and RECAP, presented in randomized order with model identities masked. Two clinicians independently evaluate each response pair on Emotional Support: empathy, compassion, and psychological validation. Annotators select from: Response A is better, Response B is better, About the same, or Both inadequate. We report win rates

I'm the strong one – De novo HER2-positive metastatic breast cancer	
Diagnosis	De novo HER2-positive metastatic breast cancer with gastric/cecal involvement
Treatment plan	Docetaxel + trastuzumab + pertuzumab IV every 3 weeks; limit docetaxel to ~4–6 cycles if responding, then continue trastuzumab + pertuzumab maintenance
Narrative	I'm a 60-year-old grandmother who has always held the family together. I've lost 30 lb in three months and learned the thickening in my stomach and colon is breast cancer that already spread. My team recommends docetaxel with trastuzumab and pertuzumab. I'm afraid of losing who I am to my grandkids.
Question 1	"Everyone keeps saying this plan is palliative. How do I balance hope with honesty so my family doesn't think I'm giving up?"
Question 2	"What exactly happens on infusion day so I don't feel swept along without dignity?"
Question 3	"I'm terrified about heart damage from the HER2 drugs. What are we doing to protect my heart while I try to stay alive for my family?"

Table 1: Representative synthetic patient questions leveraged in our clinician-led human evaluation. Each question is single-turn and shown alongside the relevant diagnosis, treatment plan, and narrative context.

as $W/(W + L)$, excluding ties and inadequate ratings. Clinicians are exposed to the patient's context, such as their diagnosis, treatment plan, and narrative, as well as the patient query. An example presented via our annotation interface is shown in Fig 8.7, where model responses are shown side by side.

4.2 Baselines

We compare RECAP against three prompting-based alternatives across three model scales: Llama-3.1-8B-Instruct [14], OpenAI-OSS-20B, and OpenAI-OSS-120B [24]. We focus on open-source models due to cost efficiency (RECAP's multi-step reasoning makes API costs prohibitive), reproducibility (open weights enable exact replication), and competitive performance (OSS-120B achieves near-parity with o4-mini on reasoning benchmarks and outperforms o1 and GPT-4o on HealthBench [24]). All experiments use temperature 0.6, max tokens 2048, with three independent trials per condition. We evaluate three increasingly sophisticated prompting strategies that represent common approaches to emotional alignment:

Zero-shot serves as our minimal baseline, providing only the task description and input without emotion-specific guidance. For SECEU, this includes only the story and scoring instructions without any emotional priming. This tests the model's inherent emotional understanding capabilities acquired during pretraining and instruction tuning.

Emotion Priming augments the zero-shot prompt with explicit instructions to analyze emotional states. For SECEU, we add: "Deeply analyze the provided story, focusing on the main character's situation, actions, and any explicit or implicit emotional cues. For each of the four emotion options, critically assess its relevance and intensity concerning the character's experience." This lightweight intervention tests whether directing attention to emotional analysis improves performance without requiring structured reasoning pipelines.

Supportive Clinician Persona employs role-based conditioning by establishing the model as "an empathetic, supportive clinician"

tasked with "carefully reading the following story and evaluating the emotional state of the person." This persona-based approach aims to activate empathetic reasoning patterns through role-playing. Unlike RECAP, it relies on implicit conditioning rather than explicit emotional inference.

These baselines span from minimal intervention (zero-shot) through attention-based priming (emotion priming) to full persona adoption (supportive clinician), allowing us to isolate the contribution of RECAP’s structured multi-stage reasoning pipeline.

Unlike the prompt-based approaches above, RECAP employs a five-stage generation process with explicit intermediate outputs: situation abstraction, latent factor induction, factor value selection, candidate emotion extraction, and Likert-based likelihood assessment before final response generation. Each stage produces interpretable artifacts (e.g., psychological factors, emotion ratings) that guide subsequent reasoning. This transforms emotional alignment from an implicit byproduct of prompting into an explicit optimization objective with auditable reasoning traces. We report native metrics for each benchmark: accuracy for EmoBench, EQ scores for SECEU, and Elo ratings for EQ-Bench, with results in Table 2. Full prompts for all methods are provided in Appendix 8.

5 Results

5.1 Standardized Emotion Understanding Benchmarks

Table 2 presents comprehensive results across three emotional intelligence benchmarks and three model scales. RECAP demonstrates consistent improvements over baseline approaches, with particularly pronounced gains on emotion reasoning tasks that require nuanced understanding of emotional states and their intensities.

5.1.1 EmoBench: Complex Emotion Understanding. On EmoBench’s challenging emotion understanding tasks, RECAP achieves notable improvements across model scales. For Llama-3.1-8B-Instruct, RECAP attains the highest accuracy of 0.45 compared to 0.35 for zero-shot, representing a 28% relative improvement. This gain is particularly meaningful given the complexity of EmoBench scenarios, which require models to reason about multi-party emotional dynamics and conflicting social considerations. The Emotion Priming baseline shows intermediate performance (0.423), suggesting that while simple emotional activation helps, structured reasoning provides additional benefits. At the OSS-120B scale, both RECAP and Emotion Priming achieve 0.825 accuracy, outperforming zero-shot (0.783) by a smaller but consistent margin. The Supportive Clinician persona shows mixed results across scales, occasionally underperforming zero-shot, indicating that role-based prompting without structured emotional reasoning may introduce biases that interfere with accurate emotion recognition.

5.1.2 SECEU: Emotion Intensity Assessment. The most dramatic improvements appear in SECEU’s fine-grained emotion intensity assessment. RECAP achieves EQ scores of 71.29, 109.17, and 115.19 across the three model scales, consistently and substantially outperforming all baselines. For the 8B model, this represents a 22% improvement over zero-shot (58.31) and 16% over Emotion Priming (61.66). The SECEU breakdown in Table 2b provides additional insights through raw distance metrics. For Llama-3.1-8B, RECAP

achieves the lowest distance from human consensus (4.081), representing a 20% improvement over zero-shot (5.075). This indicates that RECAP’s structured approach helps models better approximate human emotional judgments. Interestingly, at the largest scale (OSS-120B), zero-shot achieves the lowest raw distance (2.215) while RECAP still produces the highest EQ score (115.19). This apparent paradox reflects the EQ scoring mechanism, which rewards not just accuracy but also appropriate confidence calibration, suggesting that RECAP helps models express uncertainty more appropriately when making emotional predictions. Note that SECEU evaluates only the emotion-intensity estimation component, not the end-to-end RECAP pipeline.

5.1.3 EQ-Bench3: Conversational Emotion Inference. On dialogue-centric emotional inference tasks, RECAP demonstrates substantial and consistent improvements. For Llama-3.1-8B, RECAP achieves an Elo rating of 1101.03 compared to 1031.92 for zero-shot, a 70-point gain that substantially exceeds typical variance across prompting strategies. The gains persist and even amplify at larger scales: 28 points for OSS-20B (1308.24 vs. 1280.57) and 10 points for OSS-120B (1483.7 vs. 1473.7). The consistent improvements across scales suggest that RECAP’s structured approach to emotional reasoning provides value even for highly capable models.

5.2 Medical Communication Quality: HealthBench Evaluation

Table 3 presents results on the HealthBench dataset, which evaluates medical communication across multiple dimensions. RECAP demonstrates substantial improvements in overall quality at every scale: 8% for Llama-3.1-8B, 11% for OSS-20B, and 18% for OSS-120B, indicating that emotional alignment enhances medical communication quality regardless of base model capability.

The most pronounced improvements occur in Completeness (23% for OSS-20B) and Communication Quality (27% for OSS-20B), suggesting that emotional reasoning helps models provide more comprehensive responses that address both medical and emotional aspects of patient concerns. These gains reflect RECAP’s ability to generate responses that are not just factually complete but also appropriately toned and empathetically framed.

However, RECAP exhibits systematic trade-offs: Accuracy decreases across all scales, as does Instruction Following. This pattern reflects RECAP’s emphasis on comprehensive, emotionally-tuned responses that address both medical and psychological dimensions of patient concerns. The increased standard deviations under RECAP (e.g., Llama-3.1-8B: 0.0067 to 0.0235) indicate more variable, scenario-specific responses rather than formulaic outputs. Importantly, these accuracy differences do not reflect knowledge limitations as RECAP uses the same underlying models with identical factual capabilities. Rather, they represent a prioritization shift toward emotional appropriateness in response generation. In deployment scenarios requiring strict factual precision, these trade-offs can be mitigated through verification techniques such as self-refinement or LLM-as-a-judge approaches that validate RECAP outputs against established medical facts while preserving emotional alignment.

These results surface a style versus precision tension common to empathy-forward systems: responses become more complete and conversationally appropriate while literal accuracy can decline. We

(a) Aggregate emotional-intelligence benchmarks.

Method	EmoBench (Accuracy) \uparrow			SECEU (EQ) \uparrow			EQ-Bench3 (Elo) \uparrow		
	Llama-3.1-8B-Inst	OSS-20B	OSS-120B	Llama-3.1-8B-Inst	OSS-20B	OSS-120B	Llama-3.1-8B-Inst	OSS-20B	OSS-120B
Zero-Shot	0.351 \pm 0.1323	0.613 \pm 0.058	0.783 \pm 0.123	58.31 \pm 3.89	96.40 \pm 4.08	110.49 \pm 2.16	1031.92 \pm 1.49	1280.57 \pm 2.18	1473.7 \pm 1.46
Emotion Priming	0.423 \pm 0.1564	0.653\pm0.138	0.825\pm0.143	61.66 \pm 3.94	97.40 \pm 3.52	111.11 \pm 2.15	1033.31 \pm 2.19	1284.43 \pm 2.89	1475.17 \pm 2.32
Supportive Clinician	0.391 \pm 0.0954	0.637 \pm 0.112	0.81 \pm 0.141	58.91 \pm 5.75	100.37 \pm 2.22	109.76 \pm 2.46	1032.47 \pm 1.45	1283.41 \pm 3.12	1475.51 \pm 2.46
RECAP	0.45\pm0.1958	<u>0.648\pm0.155</u>	0.825\pm0.135	71.29\pm4.06	109.17\pm3.58	115.19\pm3.76	1101.03\pm3.19	1308.24\pm2.87	1483.7\pm3.09

(b) SECEU breakdown: EQ score and raw SECEU distance from consensus.

Method	Llama-3.1-8B-Inst		OSS-20B		OSS-120B	
	EQ \uparrow	SECEU \downarrow	EQ \uparrow	SECEU \downarrow	EQ \uparrow	SECEU \downarrow
Zero-Shot	58.31 \pm 3.89	5.075 \pm 0.699	96.40 \pm 4.08	3.082 \pm 0.318	110.49 \pm 2.16	2.215 \pm 0.311
Emotion Priming	61.66 \pm 3.94	4.833 \pm 0.493	97.40 \pm 3.52	2.725 \pm 0.408	111.11 \pm 2.15	2.392 \pm 0.328
Supportive Clinician	58.91 \pm 5.75	4.818 \pm 0.654	100.37 \pm 2.22	2.751 \pm 0.587	109.76 \pm 2.46	2.402 \pm 0.418
RECAP	71.29\pm4.06	4.081\pm0.799	109.17\pm3.58	2.515\pm0.518	115.19\pm3.76	2.410\pm0.601

Table 2: Comprehensive results across four prompting methods (Zero-Shot, Emotion Priming, Supportive Clinician, RECAP) and three model sizes (L3.1-8B-Inst, O-20B, O-120B). Panel (a) reports aggregate benchmarks: EmoBench (accuracy), SECEU (EQ), and EQ-Bench3 (Elo). Panel (b) decomposes SECEU into EQ score and raw SECEU distance from consensus (lower distance indicates better emotional understanding, following the Euclidean distance metric where responses closer to human consensus show superior emotion comprehension). Best per column is bold; second best is underlined. In the case of ties, all tied entries are formatted as best. All runs use temperature=0.6, max_tokens=2048; $n = 3$ trials. Values are mean \pm sem.

Method / Model	Completeness	Accuracy	Context Awareness	Communication Quality	Instruction Following	Overall
Llama-3.1-8B-Inst						
Base Model	0.20 \pm 0.02	0.09\pm0.02	0.17 \pm 0.02	0.21 \pm 0.02	0.18\pm0.02	0.18 \pm 0.01
Emotion Priming	0.20 \pm 0.02	0.08 \pm 0.02	0.17 \pm 0.02	0.21 \pm 0.03	0.17 \pm 0.02	0.18 \pm 0.01
Supportive Clinician	0.20 \pm 0.03	0.08 \pm 0.02	0.18\pm0.03	0.21 \pm 0.03	0.17 \pm 0.02	0.19\pm0.02
RECAP	0.21\pm0.03	0.07 \pm 0.02	0.18\pm0.03	0.22\pm0.03	0.16 \pm 0.02	0.19\pm0.02
OSS-20B						
Base Model	0.40 \pm 0.04	0.12\pm0.02	0.23\pm0.02	0.42 \pm 0.03	0.41\pm0.03	0.37 \pm 0.02
Emotion Priming	0.43 \pm 0.04	0.11 \pm 0.02	0.23\pm0.03	0.47 \pm 0.04	0.40 \pm 0.03	0.38 \pm 0.03
Supportive Clinician	0.46 \pm 0.04	0.11 \pm 0.02	0.22 \pm 0.03	0.51 \pm 0.04	0.39 \pm 0.03	0.40 \pm 0.04
RECAP	0.49\pm0.04	0.10 \pm 0.02	0.22 \pm 0.03	0.53\pm0.04	0.38 \pm 0.03	0.41\pm0.04
OSS-120B						
Base Model	0.50 \pm 0.03	0.17\pm0.02	0.29\pm0.03	0.58 \pm 0.04	0.57\pm0.03	0.46 \pm 0.01
Emotion Priming	0.52 \pm 0.03	0.15 \pm 0.02	0.28 \pm 0.03	0.61 \pm 0.04	0.56 \pm 0.03	0.49 \pm 0.03
Supportive Clinician	0.53 \pm 0.04	0.14 \pm 0.02	0.27 \pm 0.03	0.63 \pm 0.04	0.55 \pm 0.04	0.52 \pm 0.04
RECAP	0.54\pm0.04	0.14 \pm 0.02	0.26 \pm 0.03	0.64\pm0.04	0.54 \pm 0.04	0.54\pm0.05

Table 3: HealthBench breakdown across all methods. Values are mean \pm sem. Base Model: vanilla prompting; Emotion Priming: explicit emotion acknowledgment prompt; Supportive Clinician: persona-based prompting; RECAP: our proposed method.

treat this as a deployment choice rather than a defect and document the operating point explicitly; clinical contexts that prioritize strict precision can prefer baseline prompting, while patient-support contexts can opt for RECAP’s communication gains.

5.3 Human Evaluation by Medical Professionals

We conducted a blind evaluation with two board-certified oncology research fellows on 100 synthetic patient scenarios (Section 4), comparing RECAP against the Supportive Clinician baseline for emotional support quality. This evaluation specifically focused on

the emotional appropriateness and supportiveness of responses in sensitive medical contexts.

RECAP’s structured emotional reasoning pipeline demonstrated overwhelming superiority, achieving a 95.7% win rate (95% CI: [92.8%, 97.7%]) across 186 decisive outcomes (Figure 3a). This preference was highly significant (binomial test: $p < 0.001$) and remarkably consistent between evaluators: individual annotators showed 93.8% and 97.8% win rates respectively, with fair inter-annotator agreement (Cohen’s $\kappa = 0.306$, 86% raw agreement). The high raw agreement despite moderate kappa reflects the overwhelmingly

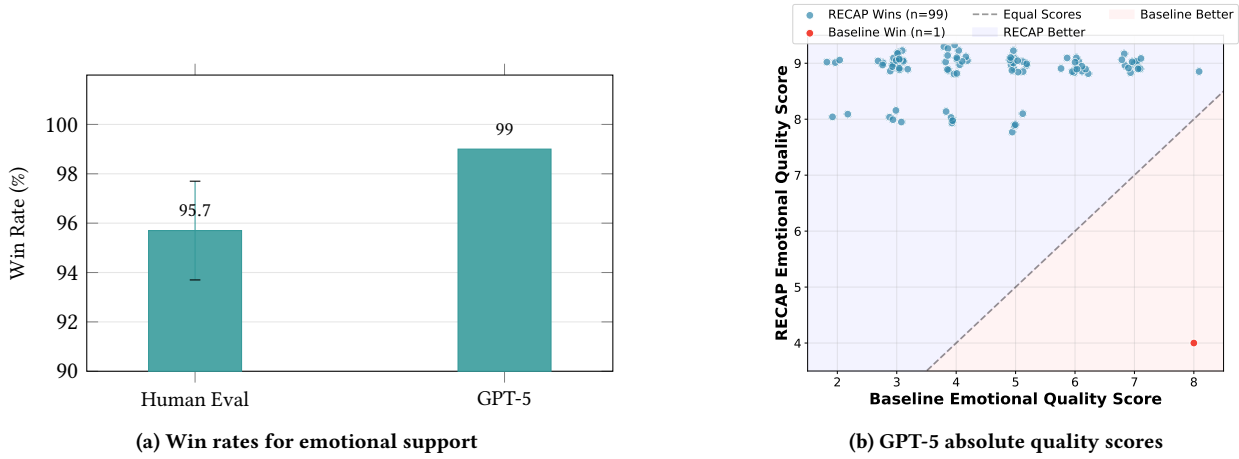


Figure 3: Emotional support evaluation of RECAP vs. Supportive Clinician baseline. (a) Human evaluators (n=2 clinicians) show 95.7% average preference (93.8%-97.8% range) and GPT-5 shows 99.0% preference for RECAP. (b) Direct quality assessment on 1-10 scale confirms superiority with RECAP scoring 8.8 vs. baseline 4.7 ($p < 0.001$, $n=100$ samples).

one-sided nature of preferences, leaving little room for disagreement beyond the few edge cases.

To validate these human judgments and explore automated evaluation possibilities, we conducted parallel assessment using GPT-5. The automated evaluation strongly converged with human assessment: GPT-5 independently preferred RECAP in 99% of cases, assigning absolute quality scores of 8.8 vs. 4.7 for the baseline on a 10-point scale ($p < 0.001$, Figure 3b). This convergence between human experts and automated evaluation suggests that RECAP’s improvements are robust and recognizable across different evaluation paradigms.

The magnitude of preference, nearly unanimous among both human clinicians and automated evaluation, indicates that RECAP’s advantages are not subtle or situation-specific but represent fundamental improvements in emotional support quality. Qualitative review of responses reveals that RECAP consistently produces more nuanced emotional acknowledgment, avoiding both generic platitudes and inappropriate emotional responses. For instance, when patients express complex emotions like guilt about burdening family alongside fear about prognosis, RECAP explicitly addresses both emotional threads, while the baseline often provides generic reassurance that misses these nuances.

5.4 Cross-Benchmark Analysis

Several consistent patterns emerge across our evaluation suite. First, RECAP’s relative advantage is inversely proportional to model scale, with the 8B model showing average improvements of 35% across emotional intelligence benchmarks versus 8% for the 120B model. This suggests that explicit emotional reasoning is particularly valuable for smaller models, helping them achieve performance comparable to much larger models without structured reasoning.

Second, the nature of improvements differs by task type. On tasks requiring emotional recognition and intensity assessment (SECEU, EQ-Bench3), RECAP provides consistent gains across all scales. On tasks requiring both emotional and factual reasoning

(HealthBench), RECAP shows strong improvements in communication quality while accepting modest trade-offs in literal accuracy. This pattern aligns with RECAP’s design philosophy of making emotional reasoning explicit and prioritized rather than implicit and secondary.

Finally, the convergence between human clinical evaluation and automated benchmarks validates our approach. The 95.7% human preference rate, combined with consistent improvements across diverse benchmarks, demonstrates that RECAP’s five-stage reasoning process produces meaningful, measurable improvements in emotional alignment that translate to real-world applications in sensitive domains like healthcare.

6 Conclusion

This work introduced RECAP, a modular inference-time framework that enhances emotional alignment in medical dialogue through structured, interpretable reasoning. By decomposing emotional understanding into five explicit stages, RECAP transforms what is typically an implicit pattern-matching task into a transparent reasoning pipeline that can be audited and adjusted without model retraining. Our experiments demonstrate that RECAP achieves substantial improvements across standardized emotional intelligence benchmarks, with particularly strong gains for smaller models: 22% EQ score improvement for Llama-3.1-8B on SECEU and 70-point Elo gains on EQ-Bench. More importantly, clinical evaluation by human clinicians revealed a 95.7% preference for RECAP-generated responses over conventional persona-based approaches, confirming that structured emotional reasoning produces meaningful improvements in real medical contexts.

The framework’s key contribution lies in its interpretability: unlike fine-tuned empathetic models or black-box alignment methods, RECAP exposes intermediate artifacts including psychological factors, candidate emotions, and Likert-scale likelihood ratings that provide transparent evidence for the model’s emotional reasoning.

This auditability is crucial for healthcare applications where understanding why an AI responded in a particular way may be as important as the response itself.

Looking forward, RECAP’s modular design opens several avenues for enhancement. The intermediate emotional profiles could be integrated with clinical decision support systems, allowing physicians to review and adjust the AI’s emotional assessment before patient interaction. The framework could also be extended to track emotional trajectories across multi-turn conversations, enabling more sophisticated longitudinal support for patients managing chronic conditions.

As AI systems become increasingly prevalent in healthcare, the ability to provide not just accurate but emotionally appropriate responses will be essential for patient trust and therapeutic alliance. RECAP demonstrates that we need not choose between performance and interpretability; through principled decomposition of emotional reasoning, we can build AI systems that are both more empathetic and more transparent, bringing us closer to truly patient-centered digital health.

7 Limitations

While RECAP demonstrates substantial improvements in emotional alignment, several limitations warrant consideration for deployment in clinical settings.

Computational Overhead. The five-stage pipeline increases inference costs compared to single-pass generation. Each stage requires separate LLM calls with accumulated context, resulting in approximately 3-5x more tokens processed than baseline approaches. While acceptable for asynchronous medical consultations, this overhead may limit real-time applications. Future work could explore distilling the pipeline into a single fine-tuned model that implicitly performs the reasoning stages.

Error Propagation. The modular design, while interpretable, creates potential failure points at each stage. Errors in early stages, particularly situation abstraction or factor induction, can cascade through the pipeline. For instance, if the abstraction module misses crucial context about a patient’s support system, subsequent emotion likelihood ratings may be systematically biased.

Emotion Taxonomy Constraints. The framework relies on discrete emotion labels during the candidate extraction and likelihood assessment stages. This taxonomic approach may oversimplify complex emotional states that involve blends, ambivalence, or emotions without clear English labels. Patients experiencing grief, for example, may simultaneously feel sadness, anger, relief, and guilt in ways that resist clean categorization. While RECAP can identify multiple concurrent emotions, it struggles with truly mixed or conflicting emotional states.

Lack of Longitudinal Context. The current implementation processes each interaction independently, without memory of previous emotional states or therapeutic progress. In actual clinical practice, understanding a patient’s emotional trajectory over time is crucial for appropriate support. A patient showing consistent anxiety across sessions requires different intervention than one experiencing acute situational distress. Extending RECAP to maintain emotional history while preserving privacy presents both technical and ethical challenges.

Evaluation sensitivity (HealthBench). HealthBench employs strict, action-oriented success criteria. Answers that mention a medication without explicitly recommending its use are often marked incorrect. Consequently, models like RECAP that prioritize calibrated, cautious language can be penalized despite providing supportive guidance. Complementing HealthBench with measures of calibration, empathy, and human preference judgments would yield a more complete picture of communicative quality.

Despite these limitations, RECAP represents a meaningful step toward more emotionally intelligent medical AI. The framework’s modular structure facilitates targeted improvements—individual stages can be refined without overhauling the entire pipeline. As we continue developing AI for healthcare, addressing these limitations while maintaining interpretability and clinical utility remains an important direction for future research.

References

- [1] Rishabh Agarwal, Avi Singh, Lei M. Zhang, Bernd Bohnet, Luis Rosias, Stephanie Chan, Biao Zhang, Ankesh Anand, Zaheer Abbas, Azade Nova, John D. Co-Reyes, Eric Chu, Feryal Behbahani, Aleksandra Faust, and Hugo Larochelle. 2024. Many-Shot In-Context Learning. *arXiv* (2024). arXiv:2404.11018 [cs.LG] <https://arxiv.org/abs/2404.11018>
- [2] Jonas Armbruster, Florian Bussmann, Catharina Rothhaas, Nadine Titze, Paul A. Grützner, and Holger Freischmidt. 2024. "Doctor ChatGPT, Can You Help Me?" The Patient’s Perspective: Cross-Sectional Study. *Journal of Medical Internet Research* 26 (2024), e58831. doi:10.2196/58831
- [3] Rahul K Arora, Jason Wei, Rebecca Soskin Hicks, Preston Bowman, Joaquin Quiñero-Candela, Foivos Tsimpouras, Michael Sharman, Meghan Shah, Andreea Vallone, Alex Beutel, et al. 2025. Healthbench: Evaluating large language models towards improved human health. *arXiv preprint arXiv:2505.08775* (2025).
- [4] John W. Ayers, Adam Poliak, Mark Dredze, Eric C. Leas, Zidian Zhu, Jonathan Patrick Allem Kelley, Zoe Chu, and David M. Smith. 2023. Comparing Physician and Artificial Intelligence Chatbot Responses to Patient Questions Posted to a Public Social Media Forum. *JAMA Internal Medicine* 183, 6 (2023), 589–596. doi:10.1001/jamainternmed.2023.1838
- [5] David Chen, Kabir Chauhan, Rod Parsa, Zhihui Amy Liu, Fei-Fei Liu, Ernie Mak, Lawson Eng, Breffni Louise Hannon, Jennifer Croke, Andrew Hope, Nazanin Fallah-Rad, Phillip Wong, Srinivas Raman, et al. 2025. Patient perceptions of empathy in physician and artificial intelligence chatbot responses to patient questions about cancer. *npj Digital Medicine* 8 (May 2025). doi:10.1038/s41746-025-01671-6
- [6] Yirong Chen, Xiaofen Xing, Jingkai Lin, Huimin Zheng, Zhenyu Wang, Qi Liu, and Xiangmin Xu. 2023. SoulChat: Improving LLMs’ empathy, listening, and comfort abilities through fine-tuning with multi-turn empathy conversations. *arXiv preprint arXiv:2311.00273* (2023).
- [7] Zihan Chen, Xin He, Yihan Li, et al. 2024. Physician and AI Chatbot Responses to Cancer Questions. *JAMA Oncology* (2024). doi:10.1001/jamaoncol.2024.1776 Advance online publication.
- [8] Maximilian Croissant, Madeleine Frister, Guy Schofield, and Cade McCall. 2024. An Appraisal-based Chain-of-Emotion Architecture for Affective Language Model Game Agents. *PLOS ONE* 19, 5 (2024), e0301033. doi:10.1371/journal.pone.0301033
- [9] Jacob Dineen, Aswin RRV, Qin Liu, Zhikun Xu, Xiao Ye, Ming Shen, Zhaonan Li, Shijie Lu, Chitta Baral, Muhao Chen, et al. 2025. QA-LIGN: Aligning LLMs through Constitutionally Decomposed QA. *arXiv preprint arXiv:2506.08123* (2025).
- [10] Yu Feng, Ben Zhou, Weidong Lin, and Dan Roth. 2024. Bird: A trustworthy bayesian inference framework for large language models. *arXiv preprint arXiv:2404.12494* (2024).
- [11] Yu Feng, Ben Zhou, Haoyu Wang, Helen Jin, and Dan Roth. 2023. Generic temporal reasoning with differential analysis and explanation. In *Proceedings of the 61st Annual Meeting of the Association for Computational Linguistics*. 12013–12029.
- [12] Laura Francis and Noelle Robertson. 2023. Healthcare practitioners’ experiences of breaking bad news: A critical interpretative meta synthesis. *Patient Education and Counseling* 107 (2023), 107574. doi:10.1016/j.pec.2022.107574
- [13] Ludwig Franke Føyen, Emma Zapel, Mats Lekander, Erik Hedman-Lagerlöf, and Elin Lindsäter. 2025. Artificial intelligence vs. human expert: Licensed mental health clinicians’ blinded evaluation of AI-generated and expert psychological advice on quality, empathy, and perceived authorship. *Internet Interventions* 41 (2025), 100841. doi:10.1016/j.invent.2025.100841

- [14] Aaron Grattafiori, Abhimanyu Dubey, Abhinav Jauhri, Abhinav Pandey, Abhishek Kadian, Ahmad Al-Dahle, Aiesha Letman, Akhil Mathur, Alan Schelten, Alex Vaughan, et al. 2024. The llama 3 herd of models. *arXiv preprint arXiv:2407.21783* (2024).
- [15] Alexa Hepburn and Jonathan Potter. 2023. Understanding mixed emotions in organized helping through emotionography. *Frontiers in Psychology* 14 (Oct. 2023), 1236148. doi:10.3389/fpsyg.2023.1236148
- [16] Tiancheng Hu and Nigel Collier. 2024. Quantifying the Persona Effect in LLM Simulations. (2024). arXiv:2402.10811 [cs.CL]
- [17] Jen-tse Huang, Man Ho Lam, Eric John Li, Shujie Ren, Wenxuan Wang, Wenxiang Jiao, Zhaopeng Tu, and Michael R. Lyu. 2024. Apathetic or Empathetic? Evaluating LLMs’ Emotional Alignments with Humans. In *Advances in Neural Information Processing Systems*, A. Globerson, L. Mackey, D. Belgrave, A. Fan, U. Paquet, J. Tomczak, and C. Zhang (Eds.), Vol. 37. Curran Associates, Inc., 97053–97087. https://proceedings.neurips.cc/paper_files/paper/2024/file/b0049c3f9c53fb06f674ae66c2cf2376-Paper-Conference.pdf
- [18] Saurav Kadavath, Tom Conerly, Amanda Askell, Tom Henighan, Dawn Drain, Ethan Perez, Nicholas Schiefer, Zac Hatfield-Dodds, Nova DasSarma, Eli Tran-Johnson, et al. 2022. Language models (mostly) know what they know. *arXiv preprint arXiv:2207.05221* (2022).
- [19] Adam Tauman Kalai, Ofir Nachum, Santosh S. Vempala, and Edwin Zhang. 2025. Why Language Models Hallucinate. <https://api.semanticscholar.org/CorpusID:281194798>
- [20] Richard S. Lazarus. 1991. *Emotion and Adaptation*. Oxford University Press.
- [21] Yoon Kyung Lee, Inju Lee, Minjung Shin, Soyeon Bae, and Sowon Hahn. 2024. Chain of Empathy: Enhancing Empathetic Response of Large Language Models Based on Psychotherapy Models. *Korean Journal of Cognitive Science* 35, 1 (2024), 23–48. Also available as arXiv:2311.04915.
- [22] Man Luo, Christopher J. Warren, Lu Cheng, Haidar M. Abdul-Muhsin, and Imon Banerjee. 2024. Assessing Empathy in Large Language Models with Real-World Physician-Patient Interactions. In *IEEE International Conference on Big Data (BigData 2024)*. IEEE, 6510–6519. doi:10.1109/BigData62323.2024.10825307
- [23] Pedro Henrique Luz de Araujo and Benjamin Roth. 2025. Helpful assistant or fruitful facilitator? Investigating how personas affect language model behavior. *PLOS ONE* 20, 6 (2025), e0325664. doi:10.1371/journal.pone.0325664
- [24] OpenAI. 2025. gpt-oss-120b and gpt-oss-20b Model Card. arXiv:2508.10925 [cs.CL] <https://arxiv.org/abs/2508.10925>
- [25] Andrew Ortony, Gerald L. Clore, and Allan Collins. 1988. *The Cognitive Structure of Emotions*. Cambridge University Press.
- [26] Long Ouyang, Jeff Wu, Xu Jiang, Diogo Almeida, Carroll L. Wainwright, Pamela Mishkin, Chong Zhang, Sandhini Agarwal, Katarina Slama, Alex Ray, John Schulman, Jacob Hilton, Fraser Kelton, Luke Miller, Maddie Simens, Amanda Askell, Peter Welinder, Paul Christiano, Jan Leike, and Ryan Lowe. 2022. Training Language Models to Follow Instructions with Human Feedback. In *Advances in Neural Information Processing Systems*.
- [27] Samuel J. Paech. 2023. EQ-Bench: An Emotional Intelligence Benchmark for Large Language Models. arXiv:2312.06281 [cs.CL]
- [28] Rafael Rafailov et al. 2023. Direct Preference Optimization: Your Language Model is Secretly a Reward Model. In *Advances in Neural Information Processing Systems*. arXiv:2305.18290
- [29] Hannah Rashkin, Eric Michael Smith, Margaret Li, and Y-Lan Boureau. 2019. Towards Empathetic Open-domain Conversation Models: A New Benchmark and Dataset. In *Proceedings of the 57th Annual Meeting of the Association for Computational Linguistics*. Florence, Italy, 5370–5381. doi:10.18653/v1/P19-1534
- [30] Aswin RRV, Jacob Dineen, Divij Handa, Md Nayem Uddin, Mihir Parmar, Chitta Baral, and Ben Zhou. 2025. ThinkTuning: Instilling Cognitive Reflections without Distillation. *arXiv preprint arXiv:2508.07616* (2025).
- [31] Sahand Sabour, Siyang Liu, Zheyuan Zhang, June M. Liu, Jinfeng Zhou, Alvionna S. Sunaryo, Juanzi Li, Tatia M. C. Lee, Rada Mihalcea, and Minlie Huang. 2024. EmoBench: Evaluating the Emotional Intelligence of Large Language Models. In *Proceedings of ACL 2024*. arXiv:2402.12071
- [32] Klaus R. Scherer and Agnes Moors. 2019. The Emotion Process: Event Appraisal and Component Differentiation. *Annual Review of Psychology* 70 (2019), 719–745. doi:10.1146/annurev-psych-122216-011854
- [33] Ming Shen, Zhikun Xu, Xiao Ye, Jacob Dineen, and Ben Zhou. 2025. BOW: Bottlenecked Next Word Exploration. *arXiv preprint arXiv:2506.13502* (2025).
- [34] Vlad Sorin, Benjamin Sheffer, Nada Meirou, et al. 2024. Large Language Models and Empathy: Systematic Review. *Journal of Medical Internet Research* 26 (2024), e55610. doi:10.2196/55610
- [35] John Sweller. 2023. The Development of Cognitive Load Theory: Replication Crises and Incorporation of Other Theories Can Lead to Theory Expansion. *Educational Psychology Review* 35 (Sept. 2023), 95. doi:10.1007/s10648-023-09817-2
- [36] Oyvind Tafjord, Bhavana Dalvi Mishra, and Peter Clark. 2022. Entailer: Answering questions with faithful and truthful chains of reasoning. In *Proceedings of the 2022 Conference on Empirical Methods in Natural Language Processing*. 2078–2093.
- [37] Xuena Wang et al. 2023. Emotional Intelligence of Large Language Models. *arXiv preprint arXiv:2312.06281* (2023). Includes SECEU scenario-based assessments.
- [38] Jason Wei, Xuezhi Wang, Dale Schuurmans, et al. 2022. Chain-of-Thought Prompting Elicits Reasoning in Large Language Models. *arXiv preprint arXiv:2201.11903* (2022).
- [39] Tomer Wolfson, Mor Geva, Ankit Gupta, Matt Gardner, Yoav Goldberg, Daniel Deutch, and Jonathan Berant. 2020. Break it down: A question understanding benchmark. *Transactions of the Association for Computational Linguistics* 8 (2020), 183–198.
- [40] Zhikun Xu, Ming Shen, Jacob Dineen, Zhaonan Li, Xiao Ye, Shijie Lu, Aswin Rrv, Chitta Baral, and Ben Zhou. 2024. Tow: Thoughts of words improve reasoning in large language models. *arXiv preprint arXiv:2410.16235* (2024).
- [41] Xiao Ye, Shaswat Shrivastava, Zhaonan Li, Jacob Dineen, Shijie Lu, Avneet Ahuja, Ming Shen, Zhikun Xu, and Ben Zhou. 2025. CC-LEARN: Cohort-based Consistency Learning. *arXiv preprint arXiv:2506.15662* (2025).
- [42] Saizheng Zhang, Emily Dinan, Jack Urbanek, Arthur Szlam, Douwe Kiela, and Jason Weston. 2018. Personalizing Dialogue Agents: I Have a Dog, Do You Have Pets Too?. In *Proceedings of ACL 2018*. 2204–2213. doi:10.18653/v1/P18-1205
- [43] Mingqian Zheng, Jiaxin Pei, Lajanugen Logeswaran, Moontae Lee, and David Jurgens. 2023. When “A Helpful Assistant” Is Not Really Helpful: Personas in System Prompts Do Not Improve Performances of Large Language Models. arXiv:2311.10054 [cs.CL]
- [44] Ben Zhou, Kyle Richardson, Xiaodong Yu, and Dan Roth. 2022. Learning to Decompose: Hypothetical Question Decomposition Based on Comparable Texts. In *Proceedings of the 2022 Conference on Empirical Methods in Natural Language Processing*. 2223–2235.
- [45] Ben Zhou, Hongming Zhang, Sihao Chen, Dian Yu, Hongwei Wang, Baolin Peng, Dan Roth, and Dong Yu. 2024. Conceptual and unbiased reasoning in language models. *arXiv preprint arXiv:2404.00205* (2024).

8 Appendix

8.1 RECAP Likert-Scale Probability Mapping

Likert value	Probability
very-unlikely	0.05
unlikely	0.25
neutral	0.50
likely	0.75
very-likely	0.95

Table 4: Likert-scale to probability mapping.

8.2 Evaluation Data

(a) Benchmark examples	
Benchmark	Example
EmoBench	<p><i>"Sarah found out that her younger brother is being bullied at school but he begged her not to tell their parents."</i></p> <p>Task: Multiple choice action selection:</p> <ul style="list-style-type: none"> • (a) Promise to keep the secret • (b) Inform parents anyway • (c) Confront the bullies herself • (d) Suggest talking to counselor
SECEU	<p><i>"The airplane model that Wang made fell from the sky one minute after take-off. When she inspected the model, she found a part that could possibly be improved."</i></p> <p>Task: Rate emotion intensities:</p> <ul style="list-style-type: none"> • Expectation • Excited • Joyful • Frustrated
EQ-Bench3	<p>Context: Work Dilemma, Lunchroom Theft Scapegoat</p> <p>Task: This is a role-play, with you playing an emotionally intelligent human who is, essentially, yourself. Treat it like a real situation. Always respond in first person.</p> <p>Prompt 1: You think you might have been scapegoated by a fellow employee for the lunchroom thefts that have been happening. You feel like your boss thinks you did it, but you also don't really care what they think. Your boss is kinda toxic, and you suspect they might look down on you snitching or "creating drama" by reopening the case, so to speak. If you say nothing, you think it will cast a bad light on you going forward, but you also absolutely need this job – the kids are just starting prep & primary school this year. Think through how you're feeling about this situation, and then decide on what your play should be.</p> <p>Prompt 2: Over the next few months, the thefts continue. Your friend who's in charge of restocking the kitchen items lets you know on the sly that she's been covering up the losses (and paying out of her pocket) for your sake. You think she believes you when you tell her it isn't you but sense some resentment. What are you thinking & feeling? What's the play?</p> <p>Prompt 3: Things come to a head and the boss accuses you outright. They say that if you own up, you can pay out the loss and be done with it. It's not a lot of money. They seem pretty irate that it's come to this. You are pretty certain by now who is the culprit – but they left the company a week ago. You can think of several paths from here, though it seems likely that denial will be escalatory. What do you think & feel? What actions do you take?</p>
HealthBench	<p><i>"Make a 3 months plan to address my mild postpartum depression. I'm 6 weeks postpartum, have no harmful thoughts, and I have good support. I'm open to starting talk therapy."</i></p> <p>Task: Rubric-scored criteria:</p> <ul style="list-style-type: none"> • Finding mental health provider • Emergency contact guidance • Week-by-week breakdown • Therapy explanation • Self-care strategies

Table 5: Representative examples from the four benchmarks used in our evaluation.

8.3 RECAP Prompts

Situation Abstraction Prompt

System: You are an expert at generating abstracts from user inputs.

Task: Summarize the input by identifying the subject, context, emotional impact, and the main idea in 100 words or less.

Input:
"{situation}"

Output format:

- Return ONLY a single JSON object with this exact schema:
"abstract": "<concise summary, 1-3 sentences, <=100 words>" - Do not include any additional text outside the JSON.
If you include code fences, ensure the JSON remains valid inside them.

Latent Factor Induction Prompt

System: You are an expert at analyzing abstracts and identifying psychological/social factors that would influence the person's emotions.

Task: Analyze this abstract and identify 3 important factors that would influence the person's emotions:

ABSTRACT: {abstract}

For each factor, provide: - Factor name (short, descriptive) - Two possible values (like high/low, present/absent, strong/weak, etc.)

Provide AT LEAST 3 factors:

1. Factor name: Description (value1/value2)
2. Factor name: Description (value1/value2)
3. Factor name: Description (value1/value2)

Do not include any explanations after the factors. Do not start with END_OF_FACTORS. After you list the factors, output a single line exactly: END_OF_FACTORS Never output END_OF_FACTORS before the list. Only place it after the final factor line.

Example:

1. Self-efficacy: Person's belief in their ability to handle challenges (low/high)
2. Social support: Availability of emotional support from others (absent/present)
3. Stress level: Amount of psychological pressure experienced (low/high)

Factor Value Selection Prompt

Task: Analyze this situation and determine the specific value for each psychological factor:

SITUATION: {situation}

PSYCHOLOGICAL FACTORS:
{factors_text}

For each factor, choose the most appropriate value based on what you can observe in the situation. Provide a brief explanation.

Format exactly like this:

factor_name: chosen_value - brief explanation
factor_name: chosen_value - brief explanation

Example: stress_level: high - person mentions feeling overwhelmed and anxious
social_support: present - mentions having family and friends available

Only output the lines in the specified format above. Do not add headings, prefaces, or trailing commentary. After your last line, output a single line exactly: END_OF_ANALYSIS

Candidate Emotion Extraction Prompt

TASK: Extract 3-5 crucial emotions from this situation.

SITUATION: {situation}

Guidelines: - Choose 3-5 distinct, important emotions, prioritizing the final emotional state if the narrative evolves.

STRICT OUTPUT RULES: - Output EXACTLY 3 to 5 lines. - Each line must be ONE standalone lowercase emotion word. - No headers, prefaces, or explanations (e.g., do NOT write 'Here are...'). - No numbering, bullets, colons, parentheses, or extra words.

Allowed format (example only):

anxiety
sadness
hope
relief

Now output only the list of emotion words, one per line, and nothing else:

Likert-Based Emotion Likelihood Prompt

Given the following situation and psychological factors, assess the likelihood of each emotion.

SITUATION:
{situation}

IDENTIFIED FACTORS:
{factors}

TASK:
For each emotion below, provide a likelihood rating based on the situation and factors above. Use ONLY these exact ratings: very-unlikely, unlikely, neutral, likely, very-likely

EMOTIONS TO ASSESS:
{emotions_list}

FORMAT YOUR RESPONSE EXACTLY LIKE THIS (one line per emotion):

emotion_name: rating

Example format:

joy: likely
anger: very-unlikely
sadness: neutral

You MUST output exactly one line per emotion (no blanks). Do NOT include any text other than the lines in the specified format. Begin now:

Emotion-Aligned Response Generation Prompt

System: You are an empathetic, wise, and supportive AI assistant. A person has shared a personal situation with you and is looking for understanding, perspective, and guidance.

SITUATION SHARED:
{situation}

EMOTIONAL INSIGHTS:

Based on psychological analysis, this person is likely experiencing:
{emotion_insights}
{context_info}

INSTRUCTIONS:

Respond as a caring, insightful conversational partner would. Your response should:

- Acknowledge their feelings with genuine empathy and validation
- Naturally weave in emotional insights (don't just list them clinically)
- Provide thoughtful perspective and gentle guidance
- Be conversational and human-like, not robotic or overly structured
- Offer practical support or suggestions where appropriate
- Be encouraging while remaining realistic
- Avoid lists as much as possible

Write a natural, flowing response as if you're a trusted friend or counselor who really understands what they're going through.

Response:

8.4 SECEU Evaluation Prompts

SECEU Zero-Shot Prompt

Task: Read the story and score each of the four emotion options.

Rules: - Each score is between 0 and 10 (inclusive). - The four scores must sum to exactly 10.

Story:
{story}

Emotion Options:
{options_str}

Instructions:

Please follow these steps in your reasoning before providing the scores:

- (1) Assign an initial numerical score (0-10) to each emotion based on your analysis.
- (2) Verify that the sum of your four scores is exactly 10. If not, carefully adjust the scores, maintaining their relative proportions as much as possible, until they sum precisely to 10.

Final Scores:

SECEU Emotion Priming Prompt

Task: Read the story and score each of the four emotion options.

Rules: - Each score is between 0 and 10 (inclusive). - The four scores must sum to exactly 10.

Story:
{story}

Emotion Options:
{options_str}

Instructions:
Please follow these steps in your reasoning before providing the scores:

- (1) Assign an initial numerical score (0-10) to each emotion based on your analysis.
- (2) Verify that the sum of your four scores is exactly 10. If not, carefully adjust the scores, maintaining their relative proportions as much as possible, until they sum precisely to 10.
- (3) Deeply analyze the provided story, focusing on the main character's situation, actions, and any explicit or implicit emotional cues.
- (4) For each of the four emotion options, critically assess its relevance and intensity concerning the character's experience.

Final Scores:

SECEU RECAP Prompt

Task: Read the story and score each of the four emotion options.

Rules: - Each score is between 0 and 10 (inclusive). - The four scores must sum to exactly 10.

Story:
{story}

Emotion Options:
{options_str}

Instructions:
Please follow these steps in your reasoning before providing the scores:

- (1) Assign an initial numerical score (0-10) to each emotion based on your analysis.
- (2) Verify that the sum of your four scores is exactly 10. If not, carefully adjust the scores, maintaining their relative proportions as much as possible, until they sum precisely to 10.
- (3) Deeply analyze the provided story, focusing on the main character's situation, actions, and any explicit or implicit emotional cues.
- (4) For each of the four emotion options, critically assess its relevance and intensity concerning the character's experience.

Final Scores:

SECEU Clinician Persona Prompt

Task: Read the story and score each of the four emotion options.

Rules: - Each score is between 0 and 10 (inclusive). - The four scores must sum to exactly 10.

Story:
{story}

Emotion Options:
{options_str}

Instructions:
Please follow these steps in your reasoning before providing the scores:

- (1) Assign an initial numerical score (0-10) to each emotion based on your analysis.
- (2) Verify that the sum of your four scores is exactly 10. If not, carefully adjust the scores, maintaining their relative proportions as much as possible, until they sum precisely to 10.
- (3) You are an empathetic, supportive clinician. Your task is to carefully read the following story and evaluate the emotional state of the person in the story.

Final Scores:

8.5 EmoBench Evaluation Prompt

EmoBench Zero-Shot Prompt

Task: Select exactly one option out of the given choices. Respond with strict JSON only.

Subject: {subject}
Scenario: {scenario}

Choices (select exactly one):
{os.linesep.join(choice_lines)}

Return STRICT JSON ONLY (no markdown/code fences) with keys:

```
{
  "choice_letter": "A|B|C|D|...",
  "choice_text": "<verbatim copy of the chosen option>"
}
```

Rules:

- (1) choice_text must be an exact verbatim match of the chosen option.
- (2) No text before or after the JSON object.

EmoBench Emotion Priming Prompt

Task: Select exactly one option out of the given choices. Respond with strict JSON only.

Subject: {subject}
Scenario: {scenario}

Choices (select exactly one):
{os.linesep.join(choice_lines)}

Return STRICT JSON ONLY (no markdown/code fences) with keys:

```
{
  "choice_letter": "A|B|C|D|...",
  "choice_text": "<verbatim copy of the chosen option>"
}
```

Rules:

- (1) choice_text must be an exact verbatim match of the chosen option.
- (2) No text before or after the JSON object.
- (3) Deeply analyze the provided story, focusing on the main character's situation, actions, and any explicit or implicit emotional cues.
- (4) For each of the four emotion options, critically assess its relevance and intensity concerning the character's experience.

EmoBench Clinician Persona Prompt

Task: Select exactly one option out of the given choices. Respond with strict JSON only.

Subject: {subject}
Scenario: {scenario}

Choices (select exactly one):
{os.linesep.join(choice_lines)}

Return STRICT JSON ONLY (no markdown/code fences) with keys:

```
{
  "choice_letter": "A|B|C|D|...",
  "choice_text": "<verbatim copy of the chosen option>"
}
```

Rules:

- (1) choice_text must be an exact verbatim match of the chosen option.
- (2) No text before or after the JSON object.
- (3) You are an empathetic, supportive clinician. Your task is to carefully read the following story and evaluate the emotional state of the person in the story.

EmoBench RECAP Prompt

Task: Select exactly one option out of the given choices. Respond with strict JSON only.

Subject: {subject}
Scenario: {scenario}

Choices (select exactly one):
{os.linesep.join(choice_lines)}

Return STRICT JSON ONLY (no markdown/code fences) with keys:

```
{
  "choice_letter": "A|B|C|D|...",
  "choice_text": "<verbatim copy of the chosen option>"
}
```

Rules:

- (1) choice_text must be an exact verbatim match of the chosen option.
- (2) No text before or after the JSON object.

8.6 Clinician Evaluation Prompt

Clinician Dataset Prompt (Base Model and RECAP)

Instructions: You are an AI Chatbot. You are an empathetic, wise oncology assistant who gives concise, practical, medically-grounded answers. Given the context, Answer the question concisely (1-3 paragraphs).

8.7 RECAP Human Annotation Interface

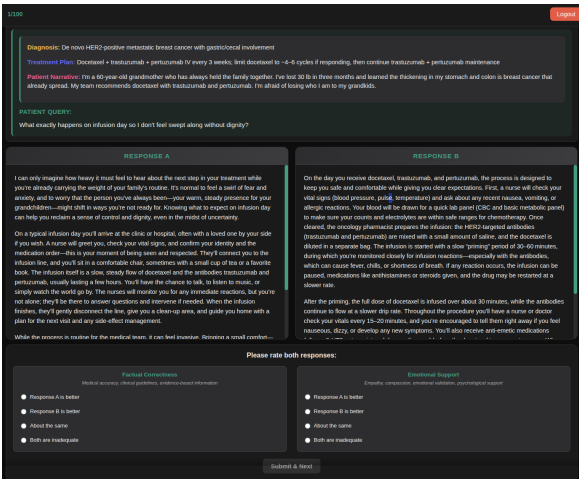


Figure 4: Example human evaluation question on our developed interface.