



MultimodalHugs: Enabling Sign Language Processing in Hugging Face

Gerard Sant¹, Zifan Jiang¹, Carlos Escolano³, Amit Moryossef^{1,2},
Mathias Müller¹, Rico Sennrich¹, Sarah Ebling¹

¹University of Zurich, ²sign.mt

³Barcelona Supercomputing Center

{gerard.santmuniesa, zifan.jiang, amit.moryossef}@uzh.ch
{mmueller, sennrich, ebling}@cl.uzh.ch
carlos.escolano@bsc.es

Abstract

In recent years, sign language processing (SLP) has gained importance in the general field of Natural Language Processing. However, compared to research on spoken¹ languages, SLP research is hindered by complex ad-hoc code, inadvertently leading to low reproducibility and unfair comparisons. Existing tools that *are* built for fast and reproducible experimentation, such as Hugging Face, are not flexible enough to seamlessly integrate sign language experiments. This view is confirmed by a survey we conducted among SLP researchers.

To address these challenges, we introduce *MultimodalHugs*, a framework built on top of Hugging Face that enables more diverse data modalities and tasks, while inheriting the well-known advantages of the Hugging Face ecosystem. Even though sign languages are our primary focus, *MultimodalHugs* adds a layer of abstraction that makes it more widely applicable to other use cases that do not fit one of the standard templates of Hugging Face. We provide quantitative experiments to illustrate how *MultimodalHugs* can accommodate diverse modalities such as pose estimation data for sign languages, or pixel data for text characters.

1 Introduction

Despite rapid progress in multimodal Natural Language Processing (NLP), sign language processing (SLP) remains an underserved area in terms of tooling and infrastructure. Sign languages are the native languages of millions of deaf individuals worldwide², and therefore, building mature sign language technologies such as translation systems is crucial for inclusion and accessibility (Bragg et al., 2019; Yin et al., 2021; Müller et al., 2022).

¹Following Müller et al. (2022), we use the word “spoken” to refer to any language that is not signed, no matter whether it is represented as text or audio, and no matter whether the discourse is formal (e.g. writing) or informal (e.g. dialogue).

²According to the World Federation of the Deaf.

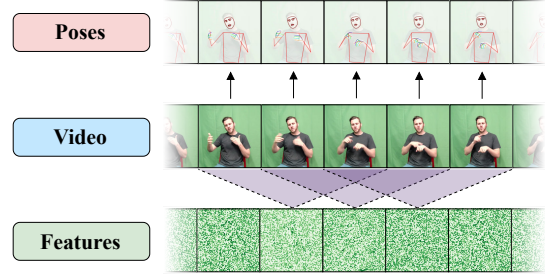


Figure 1: Illustration of the primary modalities used in SLP: extracted skeletal *Poses* highlighting keypoints and joints; raw *Video* frames; and corresponding visual *Features* extracted from videos.

While for many spoken languages, technologies are readily available and useful for everyday tasks, that is not the case for sign languages. The reasons include a lack of suitable training data, a smaller research community compared to mainstream NLP, and crucially, a lack of unified, open-source code frameworks to drive research. Current SLP research is characterized by ad-hoc code written for specific experiments with little documentation or proprietary codebases. As a consequence, SLP experiments are hard to reproduce and fair comparisons between papers are challenging (§2.1).

Furthermore, SLP systems often involve multiple input types—such as pose sequences (sequences of keypoints representing positions of hands, body, and facial landmarks), RGB videos, and text (Figure 1)—posing unique challenges for multimodal learning (Yin et al., 2021; Tan et al., 2024; Tian et al., 2024). This also means that existing NLP frameworks that do emphasize fast and reproducible experimentation, such as Hugging Face (Wolf et al., 2020), are not immediately applicable to sign languages (§2.2).

To alleviate these issues, we present *MultimodalHugs*, a framework built on top of the Hugging Face ecosystem that extends its capabilities for SLP experiments, for instance by introducing modality-

aware processors for non-textual signals. *MultimodalHugs* remains compatible with Hugging Face’s existing architectures and APIs.

Section 3 introduces our proposed framework in more detail, and Section 4 demonstrates its capabilities through sign language translation experiments, showcasing its seamless support for diverse multimodal inputs within a unified training pipeline (§4.1). Although our primary focus is on sign language tasks, we show that the same infrastructure generalizes to other non-traditional tasks, such as machine translation from pixel sequences (§4.2).

Our open-source toolkit is available at <https://github.com/GerrySant/multimodalhugs>, and we welcome community contributions to further advance SLP and multimodal research.

2 Background

2.1 Current state of SLP research

We posit that SLP research currently is held back by a lack of suitable open-source frameworks. As a result, the software engineering part of SLP research is less *sustainable* compared to other sub-fields of NLP and the *scientific validity* of outcomes is sometimes called into question.

Code sustainability Existing NLP tools (e.g., Hugging Face Transformers (Wolf et al., 2020), OpenNMT (Klein et al., 2017), Fairseq (Ott et al., 2019)) have greatly simplified text-based experimentation but provide little support for SLP experiments. Therefore, researchers working on SLP often resort to isolated, task-specific pipelines, leading to code duplication, a general sense of starting from scratch for every new experiment, or hard-coded dependencies. In many cases, the code is not available at all. For example, Müller et al. (2023a) surveyed papers on gloss-based sign language translation and found that 7 out of 14 papers did not publish any code.

Scientific validity To draw strong conclusions, research aims to be reproducible and enable fair comparisons between papers. While NLP in general has seen considerable progress in this regard (Dodge, 2020; Belz et al., 2021; Belz and Thomson, 2023), in SLP research it remains a significant challenge. Prior work has highlighted key issues, including inaccessible datasets, poor transparency in preprocessing and evaluation, and a general lack of documentation (Waghmare and Deshpande, 2023; Müller et al., 2023a). Similarly, recent benchmarks

such as iSign acknowledge limited baselines and a lack of standard evaluation setups (Joshi et al., 2024). Broader surveys on LLMs also point to missing prompts, decoding settings, and evaluation scripts as major barriers (Laskar et al., 2024).

This view is confirmed by an informal survey we conducted among SLP researchers; additional details are provided in Appendix A. The survey responses indicate that attempting to reproduce SLP experiments is a substantial challenge. Researchers often face undocumented preprocessing steps, unavailable open-source code, and framework incompatibilities. Even when code is shared, adapting it to new modalities or datasets typically requires a lot of effort. Additional barriers include hard-coded paths, dependency conflicts, and restricted access to proprietary models or datasets.

Among respondents who had attempted reproduction, 57.1% reported that it took over a week, while 14.3% never succeeded. These responses reflect widespread difficulties in the field. To improve reproducibility, survey participants emphasized the need for clear documentation, standardized pipelines, and shared environments to ensure structured and reproducible SLP research.

2.2 Applicability of existing frameworks

Existing open-source toolkits, though effective for specific modalities or text-based tasks, provide limited support for general multimodal research and are difficult to extend across domains (see the code sustainability discussion in §2.1). Recent vision-language systems like LLaVA (Liu et al., 2023) and Flamingo (Alayrac et al., 2022) have achieved strong results in tasks such as visual question answering. However, LLaVA’s open-source version lacks modularity and requires manual setup of data and training scripts, while Flamingo remains closed-source. Even reimplementations like OpenFlamingo (Awadalla et al., 2023) rely on approximations and are hard to adapt. Crucially, none of these frameworks target sign language inputs.

As an illustrative example, consider the widely used `run_translation` script from Hugging Face Transformers. This script assumes input and output data as text sequences processed through tokenizers. However, in multimodal research, especially SLP, different modalities—such as pose data, extracted video features, and video sequences—are frequently utilized.

Integrating non-text modalities into this standard Hugging Face pipeline requires significant, task-

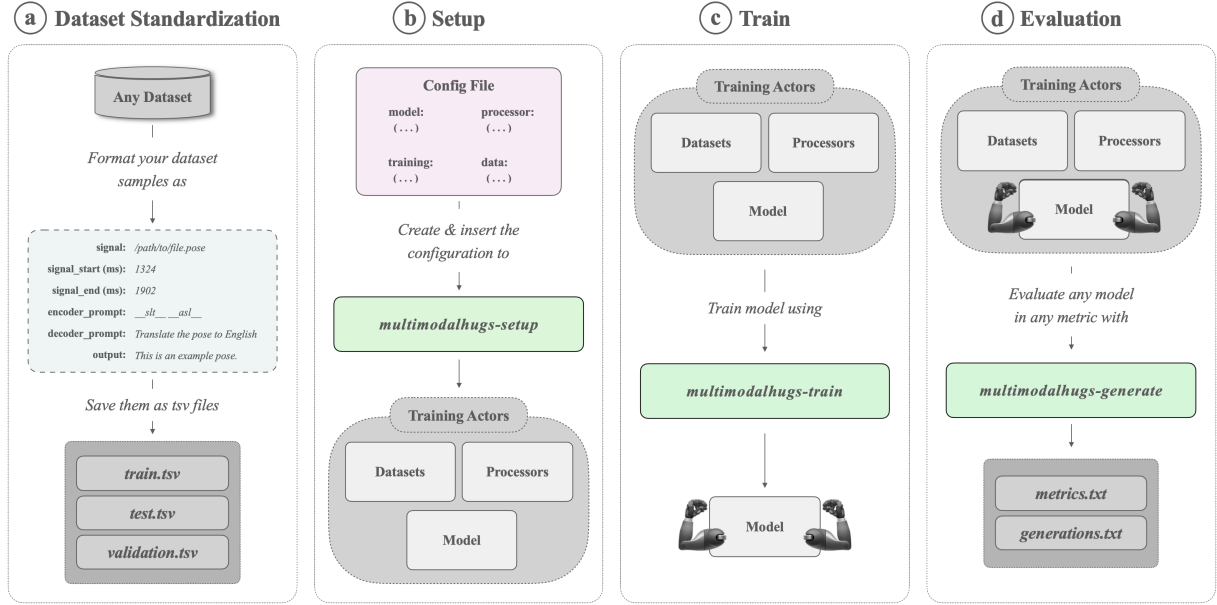


Figure 2: Overview of the *MultimodalHugs* workflow. The figure illustrates the four core steps: a) dataset standardization using TSV files (ASL: American Sign Language); b) setup of training configurations and modules; c) streamlined model training; and d) evaluation through automatic generation and metrics.

specific modifications. For instance, numeric pose sequences or video frames cannot directly leverage tokenizer-based preprocessing. Custom preprocessing steps must be developed to convert these diverse modalities into suitable tensor formats. Additionally, data collation, batching, and padding logic must be adapted individually for each modality, quickly becoming cumbersome and highly specific to each experiment. This approach typically results in non-reusable and experiment-specific code.

In contrast, *MultimodalHugs* extends the Hugging Face ecosystem with support for truly multimodal pipelines. Rather than relying on ad-hoc scripts and hard-coded pipelines, researchers can structure their datasets, preprocessing, and model configurations in a unified way, enabling fairer comparisons and reducing duplication of effort. We describe the framework in detail in Section 3.

3 MultimodalHugs

We propose a modular framework that streamlines experimentation for SLP, aimed at addressing the needs of researchers (§2.1). It introduces structured components for dataset standardization (§3.1), setup (§3.2), training (§3.3), and evaluation (§3.4)(Figure 2), enabling reproducible workflows across varied data modalities.

The framework builds on the Hugging Face ecosystem and preserves compatibility with its Trainer, tokenizers, and inference APIs.

3.1 Dataset Standardization

While Hugging Face supports loading datasets in various formats, integrating new multimodal datasets often requires writing custom scripts or preprocessing logic tailored to each resource. In contrast, *MultimodalHugs* adopts a unified TSV format that standardizes how multimodal data is structured (Figure 2a). Preprocessing is decoupled from datasets and handled separately by modality-specific processors (§3.2). Each TSV row defines one example and includes the following fields:

- **signal**: the primary input, either as raw text or a path to a multimodal resource (e.g., image, pose sequence³, or audio).
- **signal_start** and **signal_end**: optional temporal markers for time-based inputs (clips).
- **encoder_prompt** and **decoder_prompt**: optional text fields used to condition the input or output; useful for injecting task instructions, modality tags, or language cues.⁴
- **output**: the target output.

Each dataset split (train, validation, test) is provided as a separate TSV file. This standardized

³Pose refers to keypoint-based representations of human body movements (Zheng et al., 2023).

⁴Prompt fields may be left empty if the model lacks an encoder or decoder.

interface simplifies the integration of multimodal data into training pipelines and enables straightforward per-sample customization through fine-grained control over prompts or clipping—features that would otherwise require manual preprocessing logic. Appendix C shows how *MultimodalHugs* simply reproduces a complex state-of-the-art SLP system without additional code, leveraging the potential of the proposed dataset format.

3.2 Setup

The setup process is responsible for initializing the core components of the training pipeline, referred to as **Training Actors**: Datasets, Processors, and Model. These actors are instantiated based on a user-defined configuration, ensuring that multimodal inputs are properly structured, preprocessed, and integrated into a compatible model. An example illustrating the interaction between these components is provided in Appendix B.

- **Datasets:** The dataset actor structures TSV inputs into a format suitable for training—such as a Hugging Face Dataset or a PyTorch Dataset—supporting batching, shuffling, and efficient loading. It abstracts away the underlying file structure, allowing seamless integration with training components.
- **Processors:** The processor actor transforms each dataset sample into the input format expected by the model. Unlike Hugging Face pipelines, where tokenizers and processors are often coupled to specific architectures or tasks, processors in *MultimodalHugs* are designed to be modular and model-agnostic. This separation enables reusability across datasets and tasks while maintaining support for modality-specific operations such as tokenization, feature extraction, and sequence alignment.
- **Model:** Users can define their own models or use any of the default customizable architectures provided by *MultimodalHugs*. Default models usually consist of three primary components: a **Feature Extractor** that processes raw multimodal signals into numerical representations, a **Multimodal Mapper** that aligns extracted features with text-based embeddings, and a **Backbone** that generates output text conditioned on the multimodal input. Users can modify or replace any of these components, in-

tegrate their own architectures, or directly use pretrained models from Hugging Face.

Custom datasets, processors, and models can be easily implemented following the framework’s documentation.

Configuration File. A YAML file defines all parameters required to initialize the training environment. It is organized into four sections:

(i) **Model** specifies architectural hyperparameters, such as transformer backbone and embedding details, among others; (ii) **Data** describes settings related to the dataset, including paths to standardized TSV files, existing dataset instances or data filtering criteria. (iii) **Processor** includes any arguments needed to configure the desired preprocessing pipeline; and (iv) **Training** defines the training hyperparameters and optimization settings leveraging Hugging Face’s Trainer class. This configuration file ensures that training runs are reproducible and customizable. Users can refer to the documentation for a full list of configurable arguments.

Automatic Setup. Once the configuration file is defined, the training actors are instantiated with:

```
multimodalhugs-setup \
  --modality <modality_name> \
  --config_path <config_path>
```

This command ensures that all necessary components—datasets, processors, and models—are correctly instantiated and linked, eliminating the need for manual setup.

3.3 Training

The training pipeline is built on Hugging Face’s Trainer API, allowing seamless integration with existing workflows, including support for mixed-precision training, distributed learning, and flexible optimization strategies. Once the configuration is defined (§ 3.2), training can be launched with:

```
multimodalhugs-train --task <task> \
  [--training_args]
```

This command automatically instantiates the necessary components—datasets, processors, and model—executes the training loop, and manages checkpointing and evaluation.

3.4 Evaluation

Evaluation is performed using the `generate` command, which loads the trained model and associated components, runs inference on the test split, and computes the specified evaluation metrics:

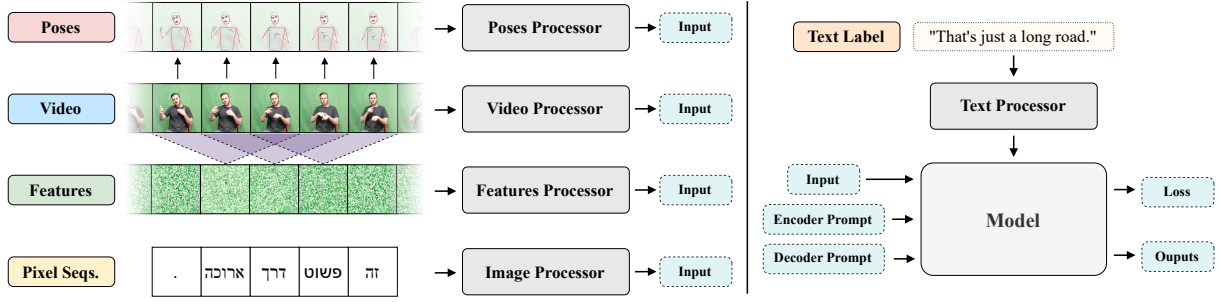


Figure 3: Schematic overview of the *MultimodalHugs* processing pipeline, covering all experiments presented in both demonstrations. Sequences can come from different modalities, each processed by a dedicated processor to produce the appropriate input tensors for the model. The right side illustrates the translation training workflow, where text labels are also processed and provided as targets.

```
multimodalhugs-generate --task <task> \
  --metric_name <metric_name> \
  --config_path <config_path> \
  [--other_args]
```

The framework supports standard metrics (e.g., BLEU (Papineni et al., 2002), COMET (Rei et al., 2020), perplexity (Jelinek et al., 2005)) via Hugging Face’s evaluate library (Von Werra et al., 2022). Predictions are decoded, postprocessed, and saved along with reference labels to facilitate transparent analysis (example shown in Appendix D).

4 Demonstrations

We demonstrate the ease of use and flexibility of *MultimodalHugs* through two multimodal translation tasks (Figure 3). We first highlight support for sign language processing through pose- and video-based models, then extend the same infrastructure to a pixel-based translation task—demonstrating rapid experimentation across modalities and architectures with minimal adjustments.

4.1 Sign Language Translation

Sign language translation involves converting between sign language videos and spoken or written language. Despite recent advances, it remains a challenging multimodal task (Camgoz et al., 2020; Chen et al., 2022; De Coster et al., 2021; Kayo and Jesse, 2020). A common approach for sign-to-text translation is to extract pose estimations as video-level features (Cao et al., 2021; Lugaresi et al., 2019; Camgöz et al., 2021; Müller et al., 2022; Uthus et al., 2023; Zhang et al., 2024).

We investigate whether RGB video features outperform MediaPipe (Lugaresi et al., 2019) pose rep-

⁴As in training, paths to Training Actors instances can be specified either through the YAML configuration or directly from the command line.

N°	Approach	Modality	chrF	BLEU
0	Uthus et al. (2023)	pose	-	0.86
1	Linear + mT5-base	pose	18.14	1.43
2	Linear + M2M-100	pose	23.71	4.98
3	I3D + mT5-base	features	24.78	5.21
4	I3D + M2M-100	features	30.16	9.19
5	Linear + mT5-base	video	23.52	4.30
6	Linear + M2M-100	video	27.43	7.82

Table 1: Sign language translation results. Models are evaluated using chrF (Popović, 2015) and BLEU (Papineni et al., 2002) scores, comparing pose-based and video-based methods.

resentations for translation. As a baseline, we replicate a pose-to-text system from Uthus et al. (2023), which uses a linear projection layer followed by an mT5-base model (Xue et al., 2021), trained on the How2Sign dataset (Duarte et al., 2021).

Using *MultimodalHugs*, we reproduce their results by (i) organizing the dataset in the TSV format required by the framework, (ii) selecting a linear layer as the Multimodal Mapper and mT5 as the backbone in the configuration file, and (iii) specifying the desired modality and task when running the setup and training commands. This setup replicates the original system (Table 1, where row 0 reports the result from Uthus et al. (2023) and row 1 our reproduction) without requiring any additional code.

We then replace the pose-based inputs with pre-computed I3D features (Carreira and Zisserman, 2017) from RGB frames, following the approach of Tarrés et al. (2023), and also explore an end-to-end video-to-text setup where raw RGB frames are fed directly into the linear mapper (modality set to video). Leveraging the same training pipeline, we switch to the appropriate processor for each modality and update dataset pointers to reference the new input files (e.g., from .pose to .mp4).

These minimal adjustments allow us to train both a feature-based and an end-to-end video translation model. As shown in Table 1, using pre-computed I3D features (row 3) improves performance over the pose-based baseline, while the end-to-end video approach (row 5) simplifies the pipeline but yields slightly lower results compared to the I3D variants.

To validate whether these gains are consistent across language models, we repeat all experiments using M2M-100 (Fan et al., 2021) as the backbone. By changing the backbone_type in the configuration file, we obtain the results shown in Table 1 (rows 2, 4 and 6). We observe that both video-feature (row 4) and end-to-end video (row 6) models outperform MediaPipe pose-based models, regardless of the backbone used, which coincides with the findings of Müller et al. (2023b) who performed similar experiments.

4.2 Machine Translation From Pixels

For some languages, standard tokenization techniques are not well-suited (Tsarfaty et al., 2010; Klein and Tsarfaty, 2020; Fesseha et al., 2021; Singh et al., 2023). These include languages with complex scripts that are composed using multiple glyphs (e.g. Hangul, Tamil or Telugu); writing systems such as SignWriting (Sutton, 1990) for signed languages; and standard scripts for highly morphologically rich languages like Hebrew (Chriqui and Yahav, 2022; Seker et al., 2022), Arabic (Al-Azani and El-Alfy, 2017; Kanan et al., 2019; Fouad et al., 2020; Faris et al., 2020), and Turkish (Kuriyozov et al., 2020; Aydoğan and Karci, 2020).

We examine the case of Hebrew, a root-and-template language. While existing translation models support it, they require roughly **16% more** tokens than their English counterparts, and splitting up words into subtokens may not properly represent the language. Therefore, after pre-tokenization (whitespace/punctuation splits) and inspired by Rust et al. (2023), which models language from visual renderings of text, we experiment with encoding each ‘word’ as an image of that word. This method bypasses the NP-complete tokenization challenge (Whittington et al., 2024) by compressing information visually.

We use our framework to fine tune M2M-100 (Fan et al., 2021) on the Hebrew→English NLLB dataset (Schwenk et al., 2020; Team et al., 2022), by writing a processor that takes each sentence, splits it into ‘words’ and returns a sequence of images. The framework treats the sequence as a video,

and the model embeds each ‘frame’ using CLIP (Radford et al., 2021). During training, the model is kept completely frozen; only the shared embedding matrix—used both for input embeddings and the output projection—is fine-tuned.

Model	chrF	BLEU	XCOMET-XXL
M2M-100	58.89	31.81	75.92
CLIP + M2M-100	58.63	31.66	75.15

Table 2: Hebrew-to-English translation results.

With our framework, we set up this experiment without modifying the model code or dealing with additional training pipeline complexity. Table 2 shows that our new Hebrew-to-English translation model performs on par with the original model based on automatic metrics, while requiring **45% fewer** tokens, which is useful in limited memory or large-context use cases. A manual evaluation by a native Hebrew speaker indicates that our image-based model produces translations judged as **46% better** translations, **30% on-par**, and only **24% worse** (Appendix E) compared to the baseline. Notably, our approach excels at translating named entities and misspellings, while the baseline remains superior at copying words verbatim.

5 Conclusions and Future Work

We presented *MultimodalHugs*, a framework developed to support sign language processing within the Hugging Face ecosystem. It introduces general-purpose features—such as modality-specific processors, a standardized dataset interface, and a flexible training pipeline—that also simplify experimentation in other multimodal tasks. These components, among other design choices, reduce entry barriers and promote reproducible research in underrepresented domains.

We demonstrate how standard sign language pipelines can be replicated and extended with minimal effort, and how the same infrastructure generalizes to non-traditional use cases, such as visual-language modeling without the need for tokenizers.

Inspired by decoder-only models like LLaVA (Liu et al., 2023), we plan to support mixed-modality input sequences in future work, allowing users to interleave textual and non-textual signals freely. This could be achieved through a new workflow (see Appendix F) that automatically detects, embeds, and aligns multimodal signals, giving full control over input composition and placement.

Ethics Statement

When working with sign language data special care needs to be taken to protect the privacy of individuals. We do not advocate research on models that generate a person’s likeness, such as for instance their face. Similarly, we do not condone research using data without express permission by the people shown in the sign language videos. Even representations derived from videos such as poses may retain some identifying features (Battisti et al., 2024), i.e. are not anonymous and the same considerations as for videos apply to such derivatives. The How2Sign sign language data (Duarte et al., 2021) we use in Section 4.1 is distributed under a Creative Commons Attribution-NonCommercial 4.0 International License and we are confident that we are using this dataset as intended by the license terms.

References

- Sadam Al-Azani and El-Sayed M. El-Alfy. 2017. [Using word embedding and ensemble learning for highly imbalanced data sentiment analysis in short arabic text](#). *Procedia Computer Science*, 109:359–366. 8th International Conference on Ambient Systems, Networks and Technologies, ANT-2017 and the 7th International Conference on Sustainable Energy Information Technology, SEIT 2017, 16-19 May 2017, Madeira, Portugal.
- Jean-Baptiste Alayrac, Jeff Donahue, Pauline Luc, Antoine Miech, Iain Barr, Yana Hasson, Karel Lenc, Arthur Mensch, Katherine Millican, Malcolm Reynolds, Roman Ring, Eliza Rutherford, Serkan Cabi, Tengda Han, Zhitao Gong, Sina Samangooei, Marianne Monteiro, Jacob L. Menick, Sebastian Borgeaud, Andy Brock, Aida Nematzadeh, Sahand Sharifzadeh, Mikołaj Binkowski, Ricardo Barreira, Oriol Vinyals, Andrew Zisserman, and Karén Simonyan. 2022. [Flamingo: a visual language model for few-shot learning](#). In *Advances in Neural Information Processing Systems*, volume 35, pages 23716–23736. Curran Associates, Inc.
- Anas Awadalla, Irena Gao, Josh Gardner, Jack Hes-sel, Yusuf Hanafy, Wanrong Zhu, Kalyani Marathe, Yonatan Bitton, Samir Gadre, Shiori Sagawa, Jenia Jitsev, Simon Kornblith, Pang Wei Koh, Gabriel Ilharco, Mitchell Wortsman, and Ludwig Schmidt. 2023. [Openflamingo: An open-source framework for training large autoregressive vision-language models](#). *arXiv preprint arXiv:2308.01390*.
- Murat Aydoğ an and Ali Karci. 2020. [Improving the accuracy using pre-trained word embeddings on deep neural networks for turkish text classification](#). *Physica A: Statistical Mechanics and its Applications*, 541:123288.
- Alessia Battisti, Emma van den Bold, Anne Göhring, Franz Holzknecht, and Sarah Ebling. 2024. [Person identification from pose estimates in sign language](#). In *Proceedings of the LREC-COLING 2024 11th Workshop on the Representation and Processing of Sign Languages: Evaluation of Sign Language Resources*, pages 13–25, Torino, Italia. ELRA and ICCL.
- Anya Belz, Shubham Agarwal, Anastasia Shimorina, and Ehud Reiter. 2021. [A systematic review of reproducibility research in natural language processing](#). In *Proceedings of the 16th Conference of the European Chapter of the Association for Computational Linguistics: Main Volume*, pages 381–393, Online. Association for Computational Linguistics.
- Anya Belz and Craig Thomson. 2023. [The 2023 Re-proNLP shared task on reproducibility of evaluations in NLP: Overview and results](#). In *Proceedings of the 3rd Workshop on Human Evaluation of NLP Systems*, pages 35–48, Varna, Bulgaria. INCOMA Ltd., Shoumen, Bulgaria.
- Danielle Bragg, Oscar Koller, Mary Bellard, Larwan Berke, Patrick Boudreaux, Annelies Braffort, Naomi Caselli, Matt Huenerfauth, Hernisa Kacorri, Tessa Verhoeve, Christian Vogler, and Meredith Ringel Morris. 2019. [Sign Language Recognition, Generation, and Translation: An Interdisciplinary Perspective](#). In *The 21st International ACM SIGACCESS Conference on Computers and Accessibility, ASSETS ’19*, pages 16–31, New York, NY, USA. Association for Computing Machinery.
- Necati Cihan Camgoz, Oscar Koller, Simon Hadfield, and Richard Bowden. 2020. [Sign language transformers: Joint end-to-end sign language recognition and translation](#). In *Proceedings of the IEEE/CVF Conference on Computer Vision and Pattern Recognition (CVPR)*.
- Necati Cihan Camgöz, Ben Saunders, Guillaume Rochette, Marco Giovanelli, Giacomo Inches, Robin Nachtrab-Ribback, and Richard Bowden. 2021. [Content4all open research sign language translation datasets](#). In *2021 16th IEEE International Conference on Automatic Face and Gesture Recognition (FG 2021)*, pages 1–5.
- Zhe Cao, Gines Hidalgo, Tomas Simon, Shih-En Wei, and Yaser Sheikh. 2021. [Openpose: Realtime multi-person 2d pose estimation using part affinity fields](#). *IEEE Transactions on Pattern Analysis and Machine Intelligence*, 43(1):172–186.
- Joao Carreira and Andrew Zisserman. 2017. [Quo vadis, action recognition? a new model and the kinetics dataset](#). In *Proceedings of the IEEE Conference on Computer Vision and Pattern Recognition (CVPR)*.
- Yutong Chen, Ronglai Zuo, Fangyun Wei, Yu Wu, Shujie LIU, and Brian Mak. 2022. [Two-stream network for sign language recognition and translation](#). In *Advances in Neural Information Processing Systems*,

- volume 35, pages 17043–17056. Curran Associates, Inc.
- Avihay Chriqui and Inbal Yahav. 2022. [Hebert and hebemo: A hebrew bert model and a tool for polarity analysis and emotion recognition](#). *INFORMS Journal on Data Science*, 1(1):81–95.
- Mathieu De Coster, Karel D’Oosterlinck, Marija Pizurica, Paloma Rabaey, Severine Verlinden, Mieke Van Herreweghe, and Joni Dambre. 2021. [Frozen pre-trained transformers for neural sign language translation](#). In *Proceedings of the 1st International Workshop on Automatic Translation for Signed and Spoken Languages (AT4SSL)*, pages 88–97, Virtual. Association for Machine Translation in the Americas.
- Jesse Dodge. 2020. *Towards Efficient and Reproducible Natural Language Processing*. Ph.D. thesis, Carnegie Mellon University.
- Amanda Duarte, Shruti Palaskar, Lucas Ventura, Deepti Ghadiyaram, Kenneth DeHaan, Florian Metze, Jordi Torres, and Xavier Giro-i Nieto. 2021. How2sign: A large-scale multimodal dataset for continuous american sign language. In *Proceedings of the IEEE/CVF Conference on Computer Vision and Pattern Recognition (CVPR)*, pages 2735–2744.
- Angela Fan, Shruti Bhosale, Holger Schwenk, Zhiyi Ma, Ahmed El-Kishky, Siddharth Goyal, Mandeep Baines, Onur Celebi, Guillaume Wenzek, Vishrav Chaudhary, Naman Goyal, Tom Birch, Vitaliy Liptchinsky, Sergey Edunov, Michael Auli, and Armand Joulin. 2021. [Beyond english-centric multilingual machine translation](#). *Journal of Machine Learning Research*, 22(107):1–48.
- Hossam Faris et al. 2020. [Hate speech detection using word embedding and deep learning in the arabic language context](#). In *ICPRAM*, pages 453–460.
- Awet Fesseha, Shengwu Xiong, Eshete Derb Emiru, Moussa Diallo, and Abdelghani Dahou. 2021. [Text classification based on convolutional neural networks and word embedding for low-resource languages: Tigrinya](#). *Information*, 12(2).
- Mohammed M Fouad, Ahmed Mahany, Naif Aljohani, Rabeeh Ayaz Abbasi, and Saeed-Ul Hassan. 2020. [Arwordvec: efficient word embedding models for arabic tweets](#). *Soft Computing*, 24(11):8061–8068.
- Ivan Grishchenko and Valentin Bazarevsky. 2020. [MediaPipe Holistic - simultaneous face, hand and pose prediction, on device](#). Google AI Blog.
- F. Jelinek, R. L. Mercer, L. R. Bahl, and J. K. Baker. 2005. [Perplexity—a measure of the difficulty of speech recognition tasks](#). *The Journal of the Acoustical Society of America*, 62(S1):S63–S63.
- Abhinav Joshi, Romit Mohanty, Mounika Kanakanti, Andesha Mangla, Sudeep Choudhary, Monali Barbate, and Ashutosh Modi. 2024. [iSign: A benchmark for Indian Sign Language processing](#). In *Findings of the Association for Computational Linguistics: ACL 2024*, pages 10827–10844, Bangkok, Thailand. Association for Computational Linguistics.
- Tarek Kanan, Odai Sadaqa, Amal Aldajeh, Hanadi Alshwabka, Wassan AL-dolime, Shadi AlZu’bi, Mohammed Elbes, Bilal Hawashin, and Mohammad A. Alia. 2019. [A review of natural language processing and machine learning tools used to analyze arabic social media](#). In *2019 IEEE Jordan International Joint Conference on Electrical Engineering and Information Technology (JEEIT)*, pages 622–628.
- Yin Kayo and Read Jesse. 2020. [Better sign language translation with stmc-transformer](#). *Proceedings of the 28th International Conference on Computational Linguistics*.
- Guillaume Klein, Yoon Kim, Yuntian Deng, Jean Senellart, and Alexander Rush. 2017. [OpenNMT: Open-source toolkit for neural machine translation](#). In *Proceedings of ACL 2017, System Demonstrations*, pages 67–72, Vancouver, Canada. Association for Computational Linguistics.
- Stav Klein and Reut Tsarfaty. 2020. [Getting the ##life out of living: How adequate are word-pieces for modelling complex morphology?](#) In *Proceedings of the 17th SIGMORPHON Workshop on Computational Research in Phonetics, Phonology, and Morphology*, pages 204–209, Online. Association for Computational Linguistics.
- Sneha Kudugunta, Isaac Caswell, Biao Zhang, Xavier Garcia, Derrick Xin, Aditya Kusupati, Romi Stella, Ankur Bapna, and Orhan Firat. 2023. [Madlad-400: A multilingual and document-level large audited dataset](#). In *Advances in Neural Information Processing Systems*, volume 36, pages 67284–67296. Curran Associates, Inc.
- Elmurod Kuriyozov, Yerai Doval, and Carlos Gómez-Rodríguez. 2020. [Cross-lingual word embeddings for Turkic languages](#). In *Proceedings of the Twelfth Language Resources and Evaluation Conference*, pages 4054–4062, Marseille, France. European Language Resources Association.
- Md Tahmid Rahman Laskar, Sawsan Alqahtani, M Saiful Bari, Mizanur Rahman, Mohammad Abdullah Matin Khan, Haidar Khan, Israt Jahan, Amran Bhuiyan, Chee Wei Tan, Md Rizwan Parvez, Enamul Hoque, Shafiq Joty, and Jimmy Huang. 2024. [A systematic survey and critical review on evaluating large language models: Challenges, limitations, and recommendations](#). In *Proceedings of the 2024 Conference on Empirical Methods in Natural Language Processing*, pages 13785–13816, Miami, Florida, USA. Association for Computational Linguistics.
- Haotian Liu, Chunyuan Li, Qingyang Wu, and Yong Jae Lee. 2023. [Visual instruction tuning](#). In *Advances in Neural Information Processing Systems*, volume 36, pages 34892–34916. Curran Associates, Inc.

- Camillo Lugaresi, Jiuqiang Tang, Hadon Nash, Chris McClanahan, Esha Uboweja, Michael Hays, Fan Zhang, Chuo-Ling Chang, Ming Guang Yong, Juhyun Lee, Wan-Teh Chang, Wei Hua, Manfred Georg, and Matthias Grundmann. 2019. [Mediapipe: A framework for building perception pipelines](#). *Preprint*, arXiv:1906.08172.
- Amit Moryossef, Mathias Müller, and Rebecka Fahrni. 2023. [pose-format: Library for viewing, augmenting, and handling .pose files](#). *CoRR*, abs/2310.09066.
- Mathias Müller, Sarah Ebling, Eleftherios Avramidis, Alessia Battisti, Michèle Berger, Richard Bowden, Annelies Braffort, Necati Cihan Camgöz, Cristina España-bonet, Roman Grundkiewicz, Zifan Jiang, Oscar Koller, Amit Moryossef, Regula Perrollaz, Sabine Reinhard, Annette Rios, Dimitar Shterionov, Sandra Sidler-miserez, and Katja Tissi. 2022. [Findings of the first WMT shared task on sign language translation \(WMT-SLT22\)](#). In *Proceedings of the Seventh Conference on Machine Translation (WMT)*, pages 744–772, Abu Dhabi, United Arab Emirates (Hybrid). Association for Computational Linguistics.
- Mathias Müller, Zifan Jiang, Amit Moryossef, Annette Rios, and Sarah Ebling. 2023a. [Considerations for meaningful sign language machine translation based on glosses](#). In *Proceedings of the 61st Annual Meeting of the Association for Computational Linguistics (Volume 2: Short Papers)*, pages 682–693, Toronto, Canada. Association for Computational Linguistics.
- Mathias Müller, Annette Rios, Amit Moryossef, Sarah Ebling, and Thomas Hanke UHH. 2023b. [D4.3 easier final translation systems v2](#).
- Myle Ott, Sergey Edunov, Alexei Baevski, Angela Fan, Sam Gross, Nathan Ng, David Grangier, and Michael Auli. 2019. [fairseq: A fast, extensible toolkit for sequence modeling](#). In *Proceedings of the 2019 Conference of the North American Chapter of the Association for Computational Linguistics (Demonstrations)*, pages 48–53, Minneapolis, Minnesota. Association for Computational Linguistics.
- Kishore Papineni, Salim Roukos, Todd Ward, and Wei-Jing Zhu. 2002. [Bleu: a method for automatic evaluation of machine translation](#). In *Proceedings of the 40th Annual Meeting of the Association for Computational Linguistics*, pages 311–318, Philadelphia, Pennsylvania, USA. Association for Computational Linguistics.
- Maja Popović. 2015. [chrF: character n-gram F-score for automatic MT evaluation](#). In *Proceedings of the Tenth Workshop on Statistical Machine Translation*, pages 392–395, Lisbon, Portugal. Association for Computational Linguistics.
- Alec Radford, Jong Wook Kim, Chris Hallacy, Aditya Ramesh, Gabriel Goh, Sandhini Agarwal, Girish Sastry, Amanda Askell, Pamela Mishkin, Jack Clark, Gretchen Krueger, and Ilya Sutskever. 2021. [Learning transferable visual models from natural language supervision](#). In *Proceedings of the 38th International Conference on Machine Learning*, volume 139 of *Proceedings of Machine Learning Research*, pages 8748–8763. PMLR.
- Ricardo Rei, Craig Stewart, Ana C Farinha, and Alon Lavie. 2020. [COMET: A neural framework for MT evaluation](#). In *Proceedings of the 2020 Conference on Empirical Methods in Natural Language Processing (EMNLP)*, pages 2685–2702, Online. Association for Computational Linguistics.
- Phillip Rust, Jonas F. Lotz, Emanuele Bugliarello, Elizabeth Salesky, Miryam de Lhoneux, and Desmond Elliott. 2023. [Language modelling with pixels](#). In *The Eleventh International Conference on Learning Representations, ICLR 2023, Kigali, Rwanda, May 1-5, 2023*. OpenReview.net.
- Holger Schwenk, Guillaume Wenzek, Sergey Edunov, Edouard Grave, and Armand Joulin. 2020. [Ccmatrix: Mining billions of high-quality parallel sentences on the web](#). *Preprint*, arXiv:1911.04944.
- Amit Seker, Elron Bandel, Dan Bareket, Idan Brusilovsky, Refael Greenfeld, and Reut Tsarfaty. 2022. [AlephBERT: Language model pre-training and evaluation from sub-word to sentence level](#). In *Proceedings of the 60th Annual Meeting of the Association for Computational Linguistics (Volume 1: Long Papers)*, pages 46–56, Dublin, Ireland. Association for Computational Linguistics.
- Telem Joyson Singh, Sanasam Ranbir Singh, and Priyankoo Sarmah. 2023. [Subwords to word back composition for morphologically rich languages in neural machine translation](#). In *Proceedings of the 37th Pacific Asia Conference on Language, Information and Computation*, pages 691–700, Hong Kong, China. Association for Computational Linguistics.
- Valerie Sutton. 1990. *Lessons in sign writing*. Sign-Writing.
- S. Tan, N. Khan, Z. An, Y. Ando, and R. Kawakami. 2024. [A review of deep learning-based approaches to sign language processing](#). *Advanced Robotics*, 38(23):1649–1667(19).
- Garrett Tanzer and Biao Zhang. 2024. [Youtube-sl-25: A large-scale, open-domain multilingual sign language parallel corpus](#). *Preprint*, arXiv:2407.11144.
- Laia Tarrés, Gerard I. Gállego, Amanda Duarte, Jordi Torres, and Xavier Giró-i Nieto. 2023. [Sign language translation from instructional videos](#). In *Proceedings of the IEEE/CVF Conference on Computer Vision and Pattern Recognition (CVPR) Workshops*, pages 5625–5635.
- NLLB Team, Marta R. Costa-jussà, James Cross, Onur Çelebi, Maha Elbayad, Kenneth Heafield, Kevin Hefernan, Elahe Kalbassi, Janice Lam, Daniel Licht, Jean Maillard, Anna Sun, Skyler Wang, Guillaume Wenzek, Al Youngblood, Bapi Akula, Loic Barraud, Gabriel Mejia Gonzalez, Prangthip Hansanti,

- John Hoffman, Semarley Jarrett, Kaushik Ram Sadagopan, Dirk Rowe, Shannon Spruit, Chau Tran, Pierre Andrews, Necip Fazil Ayan, Shruti Bhosale, Sergey Edunov, Angela Fan, Cynthia Gao, Vedanuj Goswami, Francisco Guzmán, Philipp Koehn, Alexandre Mourachko, Christophe Ropers, Safiyyah Saleem, Holger Schwenk, and Jeff Wang. 2022. [No language left behind: Scaling human-centered machine translation](#). *Preprint*, arXiv:2207.04672.
- Yingli Tian, Jianbo Su, Lan Ni, and Yuchun Fang. 2024. [Bridging the gap: Ai and sign language recognition—a path toward inclusive communication](#). *International Journal of Artificial Intelligence and Robotics Research*, 0(0):2401003.
- Reut Tsarfaty, Djamé Seddah, Yoav Goldberg, Sandra Kuebler, Yannick Versley, Marie Candito, Jennifer Foster, Ines Rehbein, and Lamia Tounsi. 2010. [Statistical parsing of morphologically rich languages \(SPMRL\) what, how and whither](#). In *Proceedings of the NAACL HLT 2010 First Workshop on Statistical Parsing of Morphologically-Rich Languages*, pages 1–12, Los Angeles, CA, USA. Association for Computational Linguistics.
- Dave Uthus, Garrett Tanzer, and Manfred Georg. 2023. [Youtube-asl: A large-scale, open-domain american sign language-english parallel corpus](#). In *Advances in Neural Information Processing Systems*, volume 36, pages 29029–29047. Curran Associates, Inc.
- Leandro Von Werra, Lewis Tunstall, Abhishek Thakur, Sasha Luccioni, Tristan Thrush, Aleksandra Piktus, Felix Marty, Nazneen Rajani, Victor Mustar, and Helen Ngo. 2022. [Evaluate & evaluation on the hub: Better best practices for data and model measurements](#). In *Proceedings of the 2022 Conference on Empirical Methods in Natural Language Processing: System Demonstrations*, pages 128–136, Abu Dhabi, UAE. Association for Computational Linguistics.
- Prachi P. Waghmare and Ashwini M. Deshpande. 2023. [A study on techniques and challenges in sign language translation](#). *International Journal on Recent and Innovation Trends in Computing and Communication*, 11(9):4039–4050. ISSN: 2321-8169.
- Philip Whittington, Gregor Bachmann, and Tiago Pimentel. 2024. [Tokenisation is np-complete](#). *Preprint*, arXiv:2412.15210.
- Thomas Wolf, Lysandre Debut, Victor Sanh, Julien Chaumond, Clement Delangue, Anthony Moi, Pierric Cistac, Tim Rault, Rémi Louf, Morgan Funtowicz, Joe Davison, Sam Shleifer, Patrick von Platen, Clara Ma, Yacine Jernite, Julien Plu, Canwen Xu, Teven Le Scao, Sylvain Gugger, Mariama Drame, Quentin Lhoest, and Alexander M. Rush. 2020. [Transformers: State-of-the-art natural language processing](#). In *Proceedings of the 2020 Conference on Empirical Methods in Natural Language Processing: System Demonstrations*, pages 38–45.
- Linting Xue, Aditya Barua, Noah Constant, Rami Al-Rfou, Sharan Narang, Mihir Kale, Adam Roberts, and Colin Raffel. 2022. [Byt5: Towards a token-free future with pre-trained byte-to-byte models](#). *Trans. Assoc. Comput. Linguistics*, 10:291–306.
- Linting Xue, Noah Constant, Adam Roberts, Mihir Kale, Rami Al-Rfou, Aditya Siddhant, Aditya Barua, and Colin Raffel. 2021. [mt5: A massively multilingual pre-trained text-to-text transformer](#). *Preprint*, arXiv:2010.11934.
- Kayo Yin, Amit Moryossef, Julie Hochgesang, Yoav Goldberg, and Malihe Alikhani. 2021. [Including signed languages in natural language processing](#). In *Proceedings of the 59th Annual Meeting of the Association for Computational Linguistics and the 11th International Joint Conference on Natural Language Processing (Volume 1: Long Papers)*, pages 7347–7360, Online. Association for Computational Linguistics.
- Biao Zhang, Garrett Tanzer, and Orhan Firat. 2024. [Scaling sign language translation](#). *Preprint*, arXiv:2407.11855.
- Ce Zheng, Wenhan Wu, Chen Chen, Taojiannan Yang, Sijie Zhu, Ju Shen, Nasser Kehtarnavaz, and Mubarak Shah. 2023. [Deep learning-based human pose estimation: A survey](#). *ACM Comput. Surv.*, 56(1).

A Survey

To better understand the challenges in multimodal and sign language processing and assess the usability of *MultimodalHugs*, we conducted a survey (more details in Appendix A.1) among researchers in the field. The questionnaire addressed reproduction difficulties, framework preferences, and usability feedback.

A.1 Survey Questionnaire and Responses

To provide transparency on the survey methodology, we include the full list of questions and a summary of responses. The survey was conducted among researchers in multimodal and sign language processing to assess challenges in reproducibility and evaluate the usability of *MultimodalHugs*.

Survey Questions

The survey consisted of three main sections: Background Information, Reproducibility Challenges, and *MultimodalHugs* Evaluation.

1. Background Information

- Years of experience in multimodal or sign language research (Less than 1 year, 1–3 years, 3–5 years, More than 5 years)
- Primary area of research
- Highest level of education (Bachelor’s, Master’s, PhD)

2. Reproducibility Challenges

- Have you attempted to reproduce a multimodal/sign language experiment? (Yes/No)
- If yes, which paper or project?
- What challenges did you face? (Multiple selections allowed)
- Time taken to replicate the experiment
- What would have made replication easier? (Open-ended)

3. *MultimodalHugs* Evaluation

- Rate ease of use (Scale: 1–5)
- Preferred data preparation format (TSV, custom loader, etc.)
- Most valuable component of the framework
- Willingness to use it as primary framework in the future (Yes/No)
- Desired features or suggestions (Open-ended)

Summary of Responses

A total of 16 valid responses were collected.

Participant Background.

- **Experience:** 6.25% had less than 1 year, 43.75% had 1–3 years, 31.25% had 3–5 years, and 18.75% had more than 5 years of experience.
- **Education:** 6.25% held a Bachelor’s, 62.5% held a Master’s, and 31.25% held a PhD.
- **Domains:** 75% were in sign language-related fields (translation, recognition, or generation); the rest worked in related areas such as semantic representations, visual content generation, interpretability, medical image analysis, and remote sensing.

Reproducibility Challenges.

- **Reproduction Attempts:** 87.5% (14 out of 16) had attempted to reproduce a multimodal/sign language experiment.
- **Main Issues:**
 - Coding challenges: 85.7%
 - Undocumented preprocessing steps: 71.4%
 - Lack of support for specific modalities: 42.9%
 - Proprietary models or datasets: 35.7%
 - Missing dataset details: 21.4%
 - Inconsistent label filtering/modification: 7.1%
- **Time to Reproduce:**
 - More than a week: 57.1%
 - About a week: 14.3%
 - 1–3 days: 7.1%
 - Never succeeded: 14.3%
 - Not applicable (no attempt): 7.1%

Ease of Use.

- **Rating:** 25% rated setup as 5 (extremely easy), 62.5% as 4, 6.25% as 3, and 6.25% as 2.

Dataset Preparation.

- **Preferred Format:** 68.75% preferred TSV-based dataset standardization; 31.25% preferred a custom data loader or had no strong preference.

Framework Features.

• Most Valuable Features:

- Standardized dataset preparation: 81.25%
- Modular training pipeline: 68.75%
- Flexible integration w/ Hugging Face: 68.75%
- Comprehensive documentation and modular design: 56.25%

Adoption Intent.

- 87.5% (14 out of 16) would consider using *MultimodalHugs* as their primary framework in future multimodal experiments.
- Reasons for hesitation included early-stage maturity, limited testing, and unclear pip installability.

Suggested Improvements. Respondents suggested the following additions or improvements:

- Google Colab notebook with a “run all” demo (18.75%)
- Clear support for multiple simultaneous input modalities (e.g., pose + video, text + gloss)
- Profiling tools (e.g., to track preprocessing vs. model time)
- Support for multimodal targets and non-text outputs
- Interactive demos and dry-run examples
- More flexibility in dataset schema (e.g., adding gloss or non-manual signals)
- Publishing preprocessed datasets through Hugging Face Datasets

A.2 Summary of Survey Results

Participants in the survey represented a wide range of experience levels and academic backgrounds. In terms of research experience, 6.25% had less than 1 year, 43.75% had 1–3 years, 31.25% had 3–5 years, and 18.75% had over 5 years. Most held a Master’s degree (62.5%), followed by PhDs (31.25%) and Bachelor’s degrees (6.25%). A majority (75%) specialized in sign language processing, while others worked in related fields such as semantic representations, computer vision, interpretability, medical imaging, and remote sensing.

A total of 87.5% had tried to reproduce multimodal/sign language experiments. Reported challenges included coding difficulties (85.7%), undocumented preprocessing (71.4%), lack of modality support (42.9%), proprietary models/data (35.7%), and missing dataset details (21.4%).

MultimodalHugs was generally rated easy to use by most respondents (87.5% gave a rating of 4 or 5 on a 1–5 scale, with 5 as “extremely easy”). For dataset preparation, 68.75% preferred the TSV-based format, while 31.25% favored custom loaders or had no preference. Despite concerns about TSVs for complex data, the structure was appreciated. Valued features of *MultimodalHugs* included dataset standardization (81.25%), modular training (68.75%), Hugging Face integration (68.75%), and documentation/modularity (56.25%).

Suggested improvements included support for more tasks (e.g., video-to-text), profiling tools, multiple multimodal input support (e.g., pose + video), and an interactive Colab demo (18.75%).

Overall, the survey highlights strong interest in *MultimodalHugs* as a reproducibility-focused multimodal framework, with 87.5% of respondents considering to use it as their main framework. The valuable insights gathered will guide future development.

B Training Workflow Example for Pose Sequences

Figure 4 shows an example of the workflow between the different training actors in *MultimodalHugs*, specifically for a pose-based experiment. This diagram illustrates the end-to-end process used in our first demonstration setup: pose sequences are loaded from standardized TSV files, preprocessed using a modality-specific processor, and transformed into model-ready inputs. The model integrates a feature extractor, a Multimodal Mapper (MMM), and a language model backbone to produce the final output.

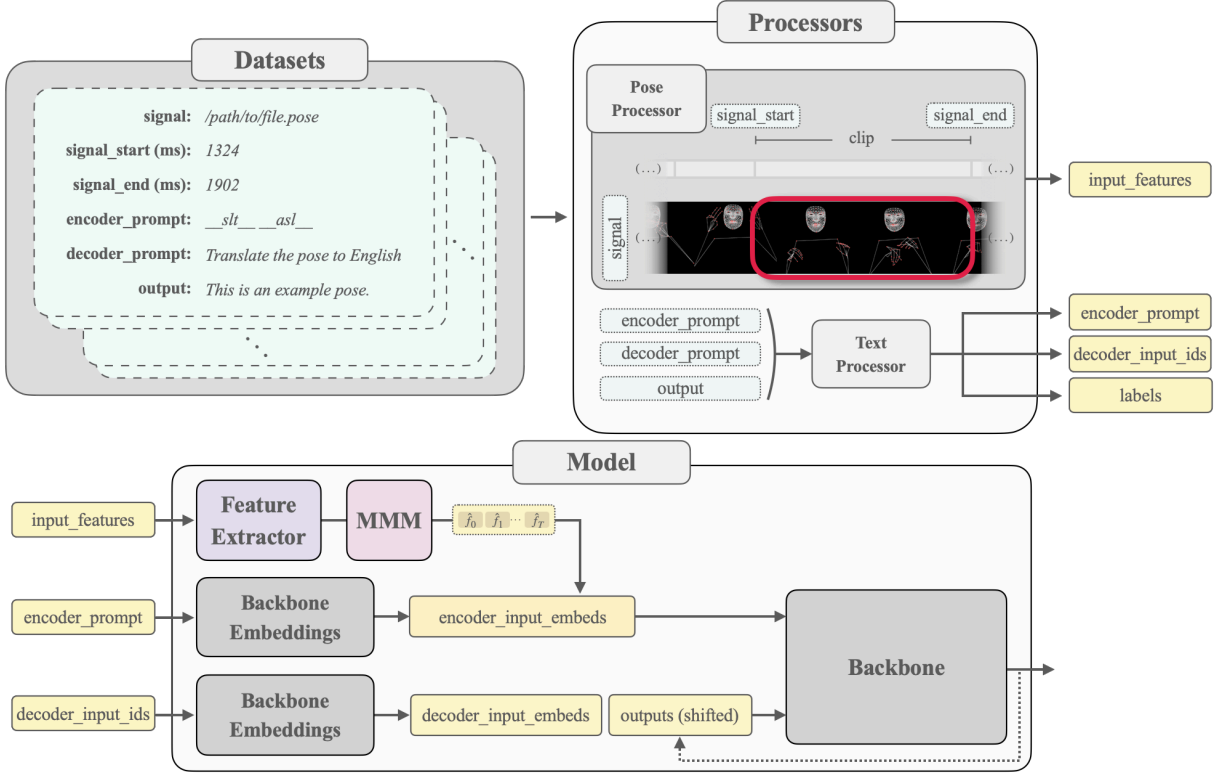


Figure 4: Example training pipeline for a pose-based experiment in *MultimodalHugs*. Datasets are structured into a standardized TSV format and processed by a pose-specific processor. The processor outputs are converted into model-ready inputs: multimodal features, prompts, and labels. The model combines feature extraction, a Multimodal Mapper (MMM), and a language model backbone to generate outputs. The pose frame images are adapted from Zhang et al. (2024).

C Reproducing the SOTA in Sign Language Translation

This appendix shows how *MultimodalHugs* enables the reproduction of current state-of-the-art systems in Sign Language Translation (SLT) with minimal effort. In particular, we describe the steps required to replicate the multitask system proposed by Zhang et al. (2024), which combines SLT, alignment, machine translation (MT), and augmented SLT within a unified encoder-decoder framework based on ByT5 (Xue et al., 2022). Using standardized TSV inputs and a YAML configuration file, *MultimodalHugs* supports this setup without the need for any custom code. Figure 5 illustrates the multitask training strategy.

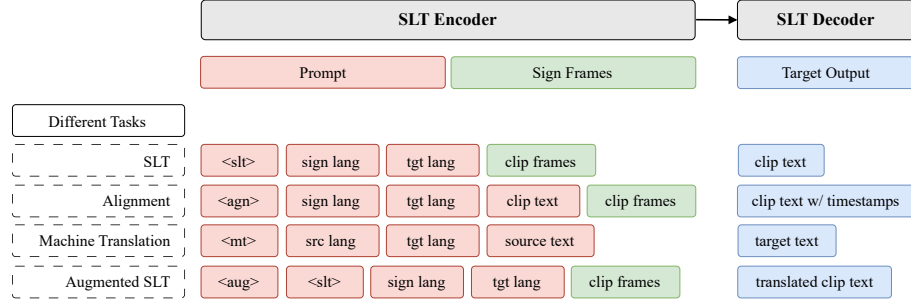


Figure 5: Multitask strategy proposed by Zhang et al. (2024). The figure illustrates an encoder-decoder SLT model trained on four pretraining tasks, all implemented as sequence-to-sequence learning within a shared architecture. Input prompts (red), sign frames (green), and target outputs (blue) are combined in task-specific ways: “sign lang” refers to the sign language name; “src lang/tgt lang” are source and target spoken languages; “<*>” are task control tokens (e.g., <slt>, <agn>, <aug>, <mt>); “source/target text” are sentences for MT; “clip frames (clip text)” denote pose sequences and their spoken captions for a video clip; “translated clip text” refers to augmented data obtained via external MT; and “clip text w/ timestamps” provides alignment of captions with temporal markers.

C.1 Standardized Multitask Dataset TSV Creation

Each of the tasks described by Zhang et al. (2024) can be expressed using our standardized TSV format, which enables multimodal input and prompt-driven control via several fields. Below we describe the structure for each task.

Sign Language Translation (SLT). The authors use YouTube SLT videos (Tanzer and Zhang, 2024) and apply pose estimation using MediaPipe Holistic (Lugaresi et al., 2019; Grishchenko and Bazarevsky, 2020), which can efficiently be estimated using the Python package from Moryossef et al. (2023). After the previous step, pose files (e.g., in .pose or .json format) are obtained. Dataset metadata per sample must be then organized following the *MultimodalHugs* format and structured specifically for the SLT task as shown in the table 3.

signal	signal_start	signal_end	encoder_prompt	decoder_prompt	output
/path/to/pose1.pose	signal_start	signal_end	<slt> sign_lang tgt_lang		clip_text
/path/to/pose2.pose	404	514	<slt> asl en		Moving the stick adjusts the wing’s angle of attack.
/path/to/pose3.pose	63	88	<slt> csl es		El elevador ajusta el ángulo de ataque del avión.

Table 3: TSV structure for Sign Language Translation.

Alignment. This task can reuse SLT videos or introduce new ones. Multiple SLT clips from the same video are grouped into larger meta-segments using their temporal boundaries (as shown in table 4). The prompt includes the spoken transcript and the model is trained to predict sentence-aligned time spans.

signal	signal_start	signal_end	encoder_prompt	decoder_prompt	output
/path/to/pose1.pose	sample_start	sample_end	<agn> sign_lang tgt_lang clip_text		clip_text_with_time_stamps
/path/to/pose2.pose	0	4000	<agn> asl en Hello everyone. Today’s weather...		[00:00-00:02] Hello everyone. [00:02-00:04] Today’s weather is sunny...
/path/to/pose3.pose	63000	88000	<agn> csl es Me llamo Elisenda. Estudié...		[00:01:03-00:01:10] Me llamo Elisenda. [00:01:10-00:01:28] Estudié...

Table 4: TSV structure for Alignment Task.

Machine Translation. For the MT task, the authors use a subset of the MADLAD-400 dataset (Kudugunta et al., 2023). Since this task does not involve any multimodal signal, only text is used as input and output. Consequently, the `signal`, `signal_start`, and `signal_end` fields in the TSV remain empty. The source sentence, together with the task control token and language pair, is placed in the `encoder_prompt`, and the target sentence is placed in the `output` field, as illustrated in the table below.

signal	signal_start	signal_end	encoder_prompt	decoder_prompt	output
			<mt> src_lang tgt_lang source_text		target_text
			<mt> es en El gato se sienta en la estera.		The cat sits on the mat.
			<mt> fr de Je vous remercie pour votre aide.		Vielen Dank für Ihre Hilfe.

Table 5: TSV structure for Machine Translation.

Augmented SLT. To generate augmented SLT, the spoken translation in each SLT example is translated into additional languages (e.g., Italian, Basque) using an external MT system. These translations are then added as new examples, preserving the same pose input. As shown in table 6, the special <aug> token is added into the `encoder_prompt`.

signal	signal_start	signal_end	encoder_prompt	decoder_prompt	output
/path/to/pose1.pose	signal_start	signal_end	<aug> <slt> sign_lang tgt_lang		augmented_clip_text
/path/to/pose2.pose	404	514	<aug> <slt> asl it		Spostando il timone...
/path/to/pose3.pose	63	88	<aug> <slt> csl eu		Elevatzaileak hegazkinaren erasotze-angelua...

Table 6: TSV structure for Augmented SLT.

As T5-family models use the padding token as the default start-of-sequence symbol during generation, the `decoder_prompt` field in the TSV can be left empty for all tasks. Alternatively, if preferred, it can explicitly be set to <pad>, which results in identical behavior.

Once the TSV files for each individual task and data split have been generated, the rows corresponding to the same split can be concatenated into a single file (e.g., `train.tsv`, `validation.tsv`, `test.tsv`). The resulting files constitute a multitask-compatible dataset with a coherent and standardized structure, ready to be consumed by *MultimodalHugs* without any further preprocessing.

C.2 Configuration File Creation

The entire multitask training setup can be specified through a single YAML configuration file, which defines the model architecture, dataset details, processor settings, and training hyperparameters. Below, we outline the key configuration arguments relevant to reproducing the system from Zhang et al. (2024).

The **model** section specifies the core architecture and its components. In this setup, we use a T5-family encoder-decoder model as the backbone, initialized with pretrained weights from google/byt5-base. For the multimodal component, following the approach in Zhang et al. (2024), we embed the pose sequences using a simple linear projection layer. This is reflected by setting the `multimodal_mapper_type` to `linear`. The relevant configuration is shown below:

```
model:
  type: default_multimodal_encoder_decoder
  backbone_type: t5
  pretrained_backbone: google/byt5-base
  multimodal_mapper_type: linear
  # (additional arguments may be specified as needed)
```

The **dataset** section defines the paths to the metadata files for each split of the dataset, among other details (§3.2). Here, we specify the TSV files previously constructed by concatenating the rows from the different tasks for each split (`train.tsv`, `validation.tsv`, and `test.tsv`). These files conform to the standardized *MultimodalHugs* TSV schema and are ready for ingestion by the framework. The relevant configuration is shown below:

```
dataset:
  train_metadata_file: path/to/train.tsv
  validation_metadata_file: path/to/validation.tsv
  test_metadata_file: path/to/test.tsv
  # (additional arguments may be specified as needed)
```

The **processor** section specifies modality-specific preprocessing options. In this case, we set the tokenizer to match the T5-family model (google/byt5-base) and extend its vocabulary with task control tokens (<slt>, <agn>, <mt>, <aug>). Additionally, to reduce the temporal length of pose sequences, we apply subsampling by setting the skip_frames_stride parameter to 2, as done in the original work. The relevant configuration is shown below:

```
processor:
  text_tokenizer_path: google/byt5-base
  new_vocabulary: "<slt>,<agn>,<mt>,<aug>"
  skip_frames_stride: 2
  # (additional arguments may be specified as needed)
```

Remaining training hyperparameters, such as learning rate, evaluation strategy, and warmup ratio, should be defined in accordance with the Hugging Face Trainer API and adjusted as needed through the training section of the configuration.

C.3 Setup and Training

Once the configuration file is prepared, the complete training pipeline can be launched using the *Multi-modalHugs* command-line interface. The first step initializes all training actors—datasets, processors, and model—based on the specified modality and configuration file:

```
multimodalhugs-setup --modality pose2text --config_path /path/to/config.yaml
```

Subsequently, the training process is started by invoking the following command, which executes the sequence-to-sequence training loop and saves outputs to the designated directory:

```
multimodalhugs-train --task seq2seq --output_path $OUTPUT_PATH [--other_args]
```

These two commands suffice to instantiate and execute the entire pipeline without requiring any custom scripts or additional code.

Although we did not run this experiment to completion due to computational constraints, this setup faithfully replicates the architecture and multitask training scheme described by [Zhang et al. \(2024\)](#), relying solely on standardized TSV metadata and a YAML configuration file.

D Example Output from Sign Language Translation

Below we show a subset of prediction–reference pairs from the SLT experiment (§ 4.1), using the model configuration that achieved the best results. Each entry shows the ground-truth label (L) and the corresponding decoded prediction (P), automatically generated and saved by multimodalhugs-generate. The full output file is much longer; here we present an excerpt for illustration:

L [0] Hi!
P [0] Hi, my name is Dean Hale, and I'm a classic teachers of the Austin Tennis Center, here in Austin, Texas.

L [1] The aileron is the control surface in the wing that is controlled by lateral movement right and left of the stick.
P [1] The acrylics going to control our strength as well and this is going to help us to move our depths off of the weight and how we can't get any acrylic discourage.

L [2] By moving the stick, you cause pressure to increase or decrease the angle of attack on that particular raising or lowering the wing.
P [2] That causes a pressure that's going to get the hip flexors.

L [3] The elevator is the part that moves with the stick forward and back, and that adjusts the angle of attack of the airplane in the air.
P [3] So now we're going to have a comb twisted neck and that's how you would use a comb twist to help sort of anchor your comb.

L [4] Therefore, it's either going uphill, downhill, or flat and that adjusts the air speed that we talked about earlier.
P [4] If you're looking straight down, the milk will go up to the sky.

L [5] The rudder is the vertical stabilizer.
P [5] Now glue is a little bit more like this, and it helps to line up the monitors, to give them more control, so that the neck is rather in line.

L [6] That's moved by the feet and that's what actually steers the airplane right and left when you start and stop a turn.
P [6] We're going to use our feet; that's for the tuck.

L [7] Buenos Dias, I'm Bobby Larew, you didn't know I spoke Spanish, did you?
P [7] Hi, this is Sean Hobson, and what I'm acentral fish expert in the Austin Tennis Center, here in Austin, Texas.

L [8] I'm an expert on diving, talking about a back 1 1/2 pike.
P [8] We're going to talk about the priority of the balloon kick, we're going to talk about the one and the twelve.

L [9] What I'm going to do with my arms is what's going to help me spin a little faster.
P [9] You're going to use your arms to make it faster.

L [10] What you're going to do is you're going to take both your arms and they're going to come underneath your legs.
P [10] So what I'm going to do is place my blocks underneath my legs.

L [11] And I'm actually going to lock my wrists when I pike.
P [11] So what happens is after you get the same strip, you switch it up on your braid.

L [12] When I lock underneath my legs, I'm going to squeeze in.
P [12] The benefits of doing your backstroke are that you have to get your knowledgeable.

L [13] Let me demonstrate you this on my back because it's a lot easier.
P [13] Now I'm going to show you my back pointer here.

L [14] This is what it will look like.
P [14] So you can see I'm doing this pretty tight, and that's what I want to do here.

L [15] That's a good pike position.
P [15] That's a good news.

These decoded predictions are saved automatically and can be used for transparent qualitative analysis or further postprocessing.

E Analysis of Hebrew Translation Model Outputs

The Hebrew source, English outputs and judgments can be found in:

https://docs.google.com/spreadsheets/d/1XY190ee_FPwp2zw1yjmrjV0fP1WRJPs4Z_DuZyOnNv4

E.1 Named Entities

Our image-based model generally performed better on named entity translation, such as rendering “Dr. Ehud Ur” as “Dr. Ehud O’R,” which, while not exact, was closer to the reference than the subword-based baseline’s “Dr. Ahud [Hebrew]”, and still a valid translation. It also correctly produced “Nova Scotia,” matching the reference, whereas the baseline mistranslated it as “Nova Scotland.”. However, the image-based model made serious errors in some cases, such as hallucinating “Arab-Arab countries” instead of “China” when translating discussions of U.S.-China relations, and inventing nonsensical entities like “Gittagnet” instead of “Gaziantep.”

Conversely, the subword-based baseline excelled in certain cases, such as correctly translating “ZMapp” by preserving the spelling, while the image-based model distorted it as “Zampp.” It also got “Gaziantep” exactly right, unlike the image-based model’s corrupted “Gittagnet.” But the baseline often struggled with consistency and sometimes inserted hallucinated details, for example mistranslating “University of Dalhousie” as “University of Delauzzi in Leipzig.”

E.2 Copying Entities

The subword-based baseline showed partial success in preserving exact copies of technical terms but frequently introduced small yet critical deviations. For example, it rendered “802.11n” with an unnecessary space as “802.11 n,” and changed the precise “2.4GHz” to “2.5GHz,” which alters the technical meaning. It also mistranslated the throughput “600 Mbit/s” as “600 MB/s,” a major factual error that misstates bandwidth by a factor of eight.

Our image-based model had similar issues, often introducing more severe distortions. It hallucinated “802.111” instead of “802.11n,” completely breaking the standard’s identifier, and expanded “2.5GHz” to “5.8GHz,” further diverging from the original spec. Additionally, it produced nonsensical units like “600/GB” for throughput. These consistent failures in both systems highlight a systemic weakness in handling exact numerical and technical terms, which require literal copying rather than translation or normalization.

E.3 Other

Beyond named entities and exact copies, our image-based model and the subword-based baseline exhibited distinct general behaviors. The image-based model tended to produce translations with greater fluency and accuracy at the sentence level, generating smoother and more natural English phrasing in many cases. For example, our image-based model’s “starring Ryan Gosling” accurately reflected the intended meaning compared to the baseline’s incorrect “directed by Ryan Gosling.” However, the image-based model often introduced hallucinations—fabricating content or significantly altering details not present in the source—particularly with less common words or rare morphological forms. This reflects the model’s tendency to overgeneralize from visual patterns, which, while beneficial for correcting misspellings and capturing named entities, can also lead to major semantic errors.

In contrast, the subword-based baseline was more literal and conservative, usually sticking closely to the source structure and preserving word order even when it resulted in awkward or ungrammatical English. While this conservative approach reduced hallucinations, it often produced stilted or incomplete sentences and struggled with handling Hebrew’s rich morphology—frequently fragmenting words into subtokens that lost or confused meaning. This difference underscores a trade-off: the image-based approach improves handling of word-level noise and named entities at the cost of occasional severe hallucinations, while the subword-based baseline maintains higher fidelity to the source syntax but produces less fluent, sometimes unnatural outputs.

F Future Training Workflow Example: Mixed-Modality Sequences

Figure 6 illustrates our envisioned training pipeline for mixed-modality input sequences, as described in (§5). This future workflow builds upon the current design of *MultimodalHugs* (see Appendix B) but introduces a more flexible mechanism that enables users to freely interleave textual and non-textual signals in a single sequence.

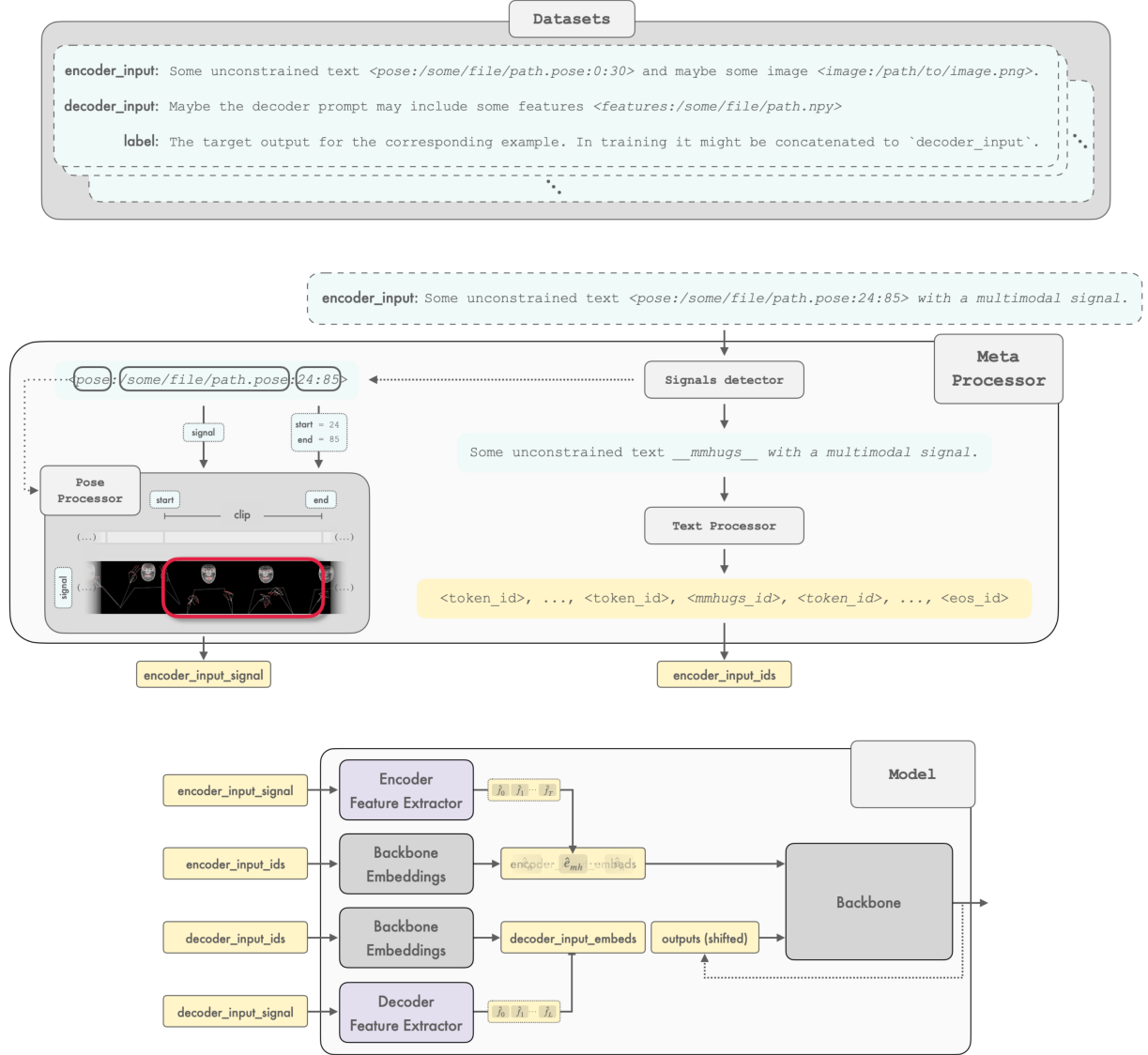


Figure 6: Envisioned future training pipeline for mixed-modality sequences in *MultimodalHugs*. The dataset fields contain unconstrained text interleaved with references to multimodal resources. The Meta Processor detects, parses, and routes each signal to the corresponding modality-specific processor, while passing remaining text through the Text Processor. Resulting multimodal features and token IDs are then aligned and fed into the model for training.

The central idea is to allow unconstrained input text—containing inline references to multimodal resources (e.g., pose files, images, audio clips)—to be parsed and aligned automatically at runtime. The dataset for each example includes three fields: `encoder_input`, which is a natural-language sequence with embedded signal references; an optional `decoder_input`, which may include textual prompts or features; and the `label`, which serves as the output target.

The workflow uses a *Meta Processor*, which detects multimodal signals within input and output sequences using a dedicated signals detector component. These detected signals are then routed to appropriate modality-specific processors (e.g., the Pose Processor in the example), which extract the corresponding features while respecting temporal markers or clip boundaries. Meanwhile, the remaining

textual portion of the input is passed through the Text Processor to produce tokenized sequences.

The resulting outputs are combined to produce multiple synchronized streams of encoder inputs: token IDs for the text portions and embedded multimodal features for the detected signals. These streams are then fed into the model, where feature extractors and embedding layers handle both textual and non-textual modalities. The decoder receives its own tokenized inputs and embeddings and generates the output sequence as usual.

This flexible workflow enables seamless mixing of modalities within the same sequence, giving users full control over the composition and placement of multimodal signals in their inputs. It eliminates the need for rigid input templates or hardcoded signal placement, aligning with trends in decoder-only, multimodal language models.