

Capillary Rise in Pipes with Variable Cross Section

Isidora Rapajić^{a,b}, Srboľjub Simić^{b,*}

^aMathematical Institute of the Serbian Academy of Sciences and Arts, Kneza Mihaila 36, 11001 Belgrade, Serbia

^bDepartment of Mathematics and Informatics, Faculty of Sciences, Trg Dositeja Obradovica 4, 21000 Novi Sad, Serbia

Abstract

This work proposes an ODE model for a capillary rise in pipes with variable cross section, and compares it to the lubrication theory model. Two key assumptions are made: (1) radius of the pipe varies with axial coordinate, and (2) pipe's convergence angle is small. The model reduction process involves the identification of critical parameters and simplifies the governing equations by neglecting higher-order terms. Under appropriate scaling, it is shown that generalized Washburn's equation for capillary rise in pipes with variable cross section reduces to the lubrication theory model [1, 2].

Keywords: Capillary flow, Washburn's equation, Lubrication theory

1. Introduction

Capillary motion of the fluid through a narrow pipe is an ubiquitous phenomenon whose importance spans from biology (e.g. water uptake in plants) to industry. It also serves as a model for capillary imbibition through the porous medium. The first results relating the penetration length l to time t were given by Bell and Cameron in 1905 [3], Lucas in 1918 [4], and Washburn in 1921 [5], giving

$$l(t) = Kt^{1/2}, \quad (1)$$

where K is a constant. This equation is a consequence of the balance between surface tension and viscous friction.

It is obvious that (1) does not capture other effects that occur in capillary flow, such as inertia, gravity, or the dynamic contact angle of the free surface. One of the simplest, but complete models that describes the capillary rise of a fluid through a pipe with circular cross section of constant radius R_0 is Washburn's equation:

$$\rho \frac{d}{dt} \left[h(t) \frac{dh(t)}{dt} \right] + \frac{8\mu}{R_0^2} h(t) \frac{dh(t)}{dt} + \rho g h(t) = \frac{2\gamma \cos \theta}{R_0}, \quad (2)$$

where $h(t)$ is the height of a fluid column (position of the meniscus) at time t . The fluid is assumed to be Newtonian, with mass density ρ , viscosity μ , surface tension γ , and contact angle θ between the fluid free surface and wall of the pipe (g denotes gravitational acceleration). All physical properties of the fluid are assumed constant.

The model (2) was proposed by Bosanquet in 1923 [6], using Newton's second law applied to a control volume. It is one of the rare models in which the motion of a viscous fluid, described by the Navier-Stokes equations, is reduced to a single ordinary differential equation (ODE). A detailed mathematical analysis of the existence, uniqueness, and behavior of the solution is provided in [7], while comparisons to experimental data can be found in [8, 9]. For a pipe with constant radius, the equation can be derived in polar-cylindrical coordinates from the Navier-Stokes equations [10], with a similar procedure applied to the

*Corresponding author

Email addresses: isidora.rapajic@turing.mi.sanu.ac.rs (Isidora Rapajić), ssimic@uns.ac.rs (Srboľjub Simić)

case of capillary flow between two parallel plates [11]. A recent study [12] focused on the transition between different dynamical regimes in Washburn's equation with dynamic contact angle.

A generalization of the Washburn's model (2) has been derived for the pipe with variable circular cross section $R(z)$, which can be written in the following form [1, 2]:

$$\left[8\mu R(h(t))^3 \int_0^{h(t)} R(z)^{-4} dz \right] \frac{dh(t)}{dt} + \rho g h(t) R(h(t)) = 2\gamma \cos \left(\theta + \arctan \frac{dR(h(t))}{dh} \right). \quad (3)$$

It was derived using the 'lubrication theory' approximation, which inherits the following assumptions: (i) cross-sectional representative length R_0 is much smaller than the length of the pipe L , $R_0 \ll L$, which implies the long and thin flow domain; (ii) cross section varies slowly along the axial coordinate z , and (iii) conditions of the flow are such that inertial terms may be neglected.

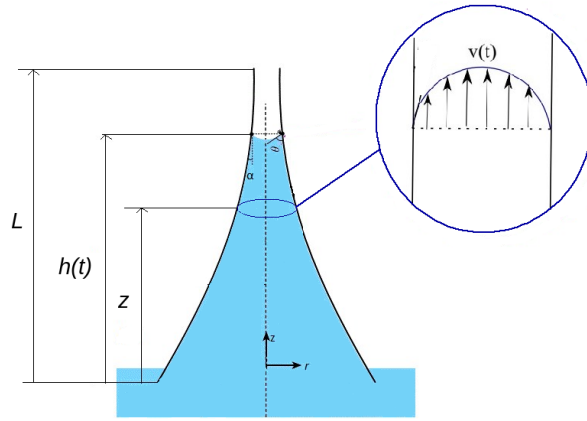


Figure 1: Poiseuille flow in a capillary pipe of variable radius, with height $h(t)$ at time t .

The aim of this study is to generalize the Washburn equation (2) to the case of a variable circular cross section, without relying on lubrication theory. Instead, our approach will be based upon basic equations—mass and momentum balance laws in local and global form—which will justify retaining the inertial term. However, the assumption of a slowly varying cross section will be kept. Therefore, the paper will be organized as follows. In Section 2, the assumptions will be listed along with the local analysis of the Navier-Stokes equations. In Section 3, a global analysis of the momentum balance law will be given, leading to the generalized Washburn equation (21). In addition, a comparison of the generalized Washburn equation (21) with the lubrication theory model (3) will be given, based on a formal asymptotic analysis. Finally, in Section 4, numerical solutions of different models will be compared. Conclusions and perspective for further study will close the paper. Technical details of the computations are provided in the Appendix.

2. Assumptions and local analysis

The derivation of the Washburn equation is usually relied on certain simplified approaches whose basis is the momentum equation, i.e. Newton's Second Law. There are only a few examples in which the analysis possesses a higher level of rigor [10, 11]. Since simplified procedures cannot be generalized in a straightforward way, our analysis will be based upon the basic equations of fluid mechanics—mass and momentum balance laws. To that end, we need a precise list of assumptions which will admit simplification of the balance laws in local form, i.e. Navier-Stokes equations.

2.1. Assumptions

Assumptions in this model are of geometrical, kinematical, and physical kind.

1. *Geometry of the pipe.* It is assumed that the pipe has a variable circular cross section of radius $R(z)$, with $R_0 = R(0)$. Main restriction regarding the cross section is assumption that its radius varies slowly with axis coordinate z :

$$|R'(z)| = |\tan \alpha| \ll 1. \quad (4)$$

2. *Velocity field.* It is assumed that the fluid flow is axially symmetric with respect to z -axis. This implies that the velocity field in polar-cylindrical coordinates is independent of the angular coordinate φ , $\mathbf{v} = \mathbf{v}(r, z, t)$, and has the form:

$$\mathbf{v} = v_r \mathbf{e}_r + v_z \mathbf{e}_z, \quad v_\varphi = 0. \quad (5)$$

It is also assumed that the axial component of the velocity is described by the Poiseuille flow profile with no-slip at the wall (see Figure 1):

$$v_z(r, z, t) = v(t) \left(1 - \frac{r^2}{R(z)^2} \right). \quad (6)$$

Note that the standard parabolic profile in (6) is z -dependent due to variable radius. It is modulated by $v(t)$, which is assumed to be bounded for $t \in [0, \infty)$.

Remark. Note that in [2, 9], the velocity field profile was derived from the momentum balance law with the inertial term neglected. In those works, the pressure gradient appears explicitly in the velocity field, as it serves as the driving force of the flow. In contrast, our analysis considers the full momentum balance, including the inertial term, and the pressure gradient is incorporated into the equations through the contact force.

3. *Physical properties of the fluid.* Fluid is assumed to be Newtonian in a narrow sense—incompressible and viscous. All physical properties, ρ , μ , γ , and θ , are assumed constant.

Although (4) is merely a geometrical assumption, it will have substantial consequences on the model. Since by assumption

$$|R'(z)| = \mathcal{O}(\alpha) \ll 1, \quad (7)$$

it will be assumed that terms of order $\mathcal{O}(\alpha)$ may be neglected in the analysis.

2.2. Local analysis

Local analysis is concerned with the consequences of assumptions on the mass and momentum balance laws in local form (i.e. Navier-Stokes equations).

2.2.1. Mass balance

Since the fluid is assumed to be incompressible, mass balance law is reduced to continuity equation, $\text{div } \mathbf{v} = 0$, which in polar-cylindrical coordinates reads:

$$\frac{1}{r} \frac{\partial}{\partial r} (r v_r) + \frac{1}{r} \frac{\partial v_\varphi}{\partial \varphi} + \frac{\partial v_z}{\partial z} = 0. \quad (8)$$

Assumption (6) implies:

$$\frac{\partial v_z}{\partial z} = 2v(t) \frac{r^2}{R^3(z)} \underbrace{R'(z)}_{\mathcal{O}(\alpha)} = \mathcal{O}(\alpha),$$

when $v(t)$ is bounded. Taking into account assumption (5), one obtains from (8):

$$v_r = \frac{1}{r} \int_0^r -s \frac{\partial v_z(s, z, t)}{\partial z} ds = \frac{1}{r} \int_0^r -2v(t) \frac{s^3}{R^3(z)} R'(z) ds = \mathcal{O}(\alpha) \quad (9)$$

It follows that velocity field can be approximated as:

$$\mathbf{v} = v_z(r, z, t) \mathbf{e}_z + \mathcal{O}(\alpha), \quad (10)$$

for $v_z(r, z, t)$ given by (6).

2.2.2. Momentum balance

Momentum balance law for incompressible fluid in local form reads:

$$\frac{\partial \mathbf{v}}{\partial t} + (\mathbf{v} \cdot \nabla) \mathbf{v} = -\frac{1}{\rho} \nabla p + \frac{\mu}{\rho} \nabla^2 \mathbf{v} + \mathbf{g}. \quad (11)$$

For the sake of brevity we shall omit the component form of the momentum balance law in polar-cylindrical coordinates, which may be found in the literature [13]. Nevertheless, simple inspection of radial and angular component of (11) reveals:

$$\frac{\partial p}{\partial r} = \mathcal{O}(\alpha), \quad \frac{\partial p}{\partial \varphi} = \mathcal{O}(\alpha).$$

Assuming that pressure field is stationary (independent of t), one arrives to the following approximation:

$$p = p(z) + \mathcal{O}(\alpha). \quad (12)$$

This will be the only consequence of the local momentum balance law to be used in the sequel.

As a final remark, let us note that the approximate velocity field (10) with the Poiseuille flow profile (6), and the pressure field (12) do not satisfy the local form of the momentum balance law (11). Therefore, the next step will be the global analysis of the momentum balance.

3. Global analysis and the generalized Washburn equation

The equation that determines the dynamics of a fluid column is the momentum balance law (11). However, to reduce it to a single ODE, with time t as an independent variable, all the space variables have to be averaged in a certain sense. To reach this goal, the following strategy will be adopted: (i) the mean velocity of the circular cross section (perpendicular to the pipe axis) will be introduced; (ii) the momentum balance law in global form will be used for dynamical analysis. These two steps will eventually yield the generalized Washburn equation.

3.1. Mean velocity

Starting from the approximate velocity field (10), we may define the mean velocity $\bar{\mathbf{v}}$ of the fluid through the the circular cross section positioned at z :

$$\bar{\mathbf{v}} := \frac{1}{R(z)^2 \pi} \int_0^{R(z)} \int_0^{2\pi} \mathbf{v} r \, dr \, d\varphi.$$

Using (10) and (6), straightforward computation yields:

$$\bar{\mathbf{v}} = \frac{1}{2} v(t) \mathbf{e}_z + \mathcal{O}(\alpha) = \bar{v}(t) \mathbf{e}_z + \mathcal{O}(\alpha), \quad \bar{v}(t) = \frac{1}{2} v(t). \quad (13)$$

Note that the mean velocity field (13) is uniform along the z -axis.

3.2. Global momentum balance

Momentum balance law in global form reads:

$$\frac{d}{dt} \int_{V(t)} \rho \mathbf{v} \, dV = \int_{\partial V(t)} \mathbf{t}(\mathbf{n}) \, dS + \int_{V(t)} \rho \mathbf{b} \, dV, \quad (14)$$

where $\mathbf{t}(\mathbf{n})$ denotes traction at the point of the boundary with outer unit normal \mathbf{n} , and $\mathbf{b} = -g \mathbf{e}_z$ is the body force per unit mass. Region $V(t)$, to which the balance law (14) is applied, is defined as:

$$V(t) = \{(r, \varphi, z) | r \in [0, R(z)], \varphi \in [0, 2\pi), z \in [0, h(t)]\}, \quad (15)$$

where $h(t)$ is the height of the fluid column. Boundary $\partial V(t)$ is a union of three surfaces $\partial V_i(t)$, $i = 1, 2, 3$, with outer unit normals \mathbf{n}_i :

$$\partial V(t) = \partial V_1(t) \cup \partial V_2(t) \cup \partial V_3(t),$$

defined as follows:

$$\begin{aligned} \partial V_1(t) &= \{(r, \varphi, z) | r \in [0, R_0], \varphi \in [0, 2\pi), z = 0\}, & \mathbf{n}_1 &= -\mathbf{e}_z, \\ \partial V_2(t) &= \{(r, \varphi, z) | r = R(z), \varphi \in [0, 2\pi), z \in [0, h(t)]\}, & \mathbf{n}_2 &= \cos \alpha \mathbf{e}_r + \sin \alpha \mathbf{e}_z, \\ \partial V_3(t) &= \{(r, \varphi, z) | r \in [0, R(h(t))], \varphi \in [0, 2\pi), z = h(t)\}, & \mathbf{n}_3 &= \mathbf{e}_z. \end{aligned} \quad (16)$$

Taking into account the results of local analysis and approximations that are the consequences of (7), it turns out that the following results hold:

$$\begin{aligned} \int_{V(t)} \rho \mathbf{v} dV &= \left[\pi \bar{v}(t) \int_0^{h(t)} R(z)^2 dz \right] \mathbf{e}_z + \mathcal{O}(\alpha), \\ \int_{\partial V(t)} \mathbf{t}(\mathbf{n}) dS &= -\pi [R(h(t))^2 p(h(t)) - R(0)^2 p(0)] \mathbf{e}_z - 8\pi \mu \bar{v}(t) h(t) \mathbf{e}_z + \mathcal{O}(\alpha), \\ \int_{V(t)} \rho \mathbf{b} dV &= -\pi \rho g \left[\int_0^{h(t)} R(z)^2 dz \right] \mathbf{e}_z + \mathcal{O}(\alpha). \end{aligned} \quad (17)$$

Proof of these results is given in Appendix.

When terms $\mathcal{O}(\alpha)$ are neglected, all expressions in (17) are reduced to their \mathbf{e}_z components. Therefore, consequence of the global momentum balance law (14) up to terms of order $\mathcal{O}(\alpha)$ is the following equation:

$$\begin{aligned} \frac{d}{dt} \left[\pi \bar{v}(t) \int_0^{h(t)} R(z)^2 dz \right] &= -\pi [R(h(t))^2 p(h(t)) - R(0)^2 p(0)] \\ &\quad - 8\pi \mu \bar{v}(t) h(t) - \pi \rho g \left[\int_0^{h(t)} R(z)^2 dz \right]. \end{aligned} \quad (18)$$

Derivation of generalized Washburn equation requires two more steps: introduction of the surface tension as the main driving agent for capillary flow, and relation between the mean velocity $\bar{v}(t)$ and the height of the fluid column $h(t)$. They will be given in the sequel.

3.3. The generalized Washburn equation

Surface tension coefficient γ in narrow pipes may be approximated as $\gamma = F/d$, where F is the magnitude of force due to surface tension and d is length of the line along which the force F acts. In our case, force due to surface tension acts along inner circumference of the pipe, $d = 2\pi R(h(t))$. It can be shown (see Appendix) that force due to surface tension may be locally decomposed as:

$$\begin{aligned} \mathbf{F} &= F \cos \theta \mathbf{e}_z + F \sin \theta \mathbf{e}_r + \mathcal{O}(\alpha) \\ &= F_{\text{vert}} \mathbf{e}_z + F_{\text{hor}} \mathbf{e}_r + \mathcal{O}(\alpha), \end{aligned}$$

where θ is the angle between the tangent to the fluid free surface and axis of the pipe. It is the vertical component of the force, $F_{\text{vert}} = F \cos \theta$, which balances the pressure difference in \mathbf{e}_z direction, yielding:

$$-\pi [R(h(t))^2 p(h(t)) - R(0)^2 p(0)] = 2\pi \gamma R(h(t)) \cos \theta. \quad (19)$$

Momentum balance equation (18) inherits two unknown functions, $\bar{v}(t)$ and $h(t)$, unrelated so far. Having in mind that $\bar{v}(t)$ is the mean velocity of the fluid, uniformly distributed along the column, we may assume with sufficient accuracy that the following holds:

$$\bar{v}(t) = \frac{dh(t)}{dt}. \quad (20)$$

Substituting (19) and (20) into momentum balance equation (18), we arrive at:

$$\begin{aligned} \rho \frac{d}{dt} \left[\frac{dh(t)}{dt} \int_0^{h(t)} R(z)^2 dz \right] + 8\mu h(t) \frac{dh(t)}{dt} \\ + \rho g \int_0^{h(t)} R(z)^2 dz = 2\gamma R(h(t)) \cos \theta, \end{aligned} \quad (21)$$

which will be referred to as *generalized Washburn equation* in the sequel. If the circular cross section of the pipe were constant, with radius equal to the radius of the base, $R(z) = R(0) = R_0$, then the generalized Washburn equation (21) reduces to the standard Washburn equation (2).

This Section will be concluded with the result that can be derived from (21). Namely, its stationary solution, $h(t) = \bar{h} = \text{const.}$, determines the equilibrium height of the fluid column:

$$\rho g \int_0^{\bar{h}} R(z)^2 dz = 2\gamma R(\bar{h}) \cos \theta. \quad (22)$$

Note that it is not determined explicitly. On the other hand, (2) yields the well known equilibrium height h_e , usually referred to as Jurin height:

$$h_e = \frac{2\gamma \cos \theta}{\rho g R_0}. \quad (23)$$

Remark about the initial conditions. The usual initial condition $h(0) = 0$ gives rise to singularity. In order to avoid that, we propose $h(0) = c$, $0 < c \ll 1$. However, from the Poiseuille flow assumption, it follows that velocity at the pipe wall equals zero for every t . Since the liquid column rises in the pipe, this is known as the Huh-Scriven paradox. Additionally, we suppose that initial velocity equals zero, i.e. $\bar{v}(0) = h'(0) = 0$.

At first sight, generalized Washburn equation (21) and lubrication theory model (3) can hardly be compared. On one hand, physical origin of particular terms is quite obvious: both equations contain viscous, gravitational and capillary terms, whereas lubrication theory model lacks inertial term. On the other hand, common terms have quite different structure. Therefore, a question may be raised why these two model, based upon similar assumptions, differ so much in their structure? It will be revealed in this Section that difference between them is not so big. It will be even quantified—either analytically, or numerically, we shall end up with the difference of order $\mathcal{O}(\alpha)$.

3.4. Order of magnitude analysis

First step in comparison of generalized Washburn equation (21) and lubrication theory model (3) will be of analytical kind. It will be based upon fundamental assumption (7), $|R'(z)| = \mathcal{O}(\alpha) \ll 1$. To facilitate the analysis, we shall need an order of magnitude estimate of the integral of power law function of the cross section radius. Simple integration by parts yields:

$$\begin{aligned} \int_0^{h(t)} R(z)^n dz &= z R(z)^n \Big|_0^{h(t)} - \int_0^{h(t)} n z R(z)^{n-1} R'(z) dz \\ &= h(t) R(h(t))^n + \mathcal{O}(\alpha). \end{aligned} \quad (24)$$

Using (24) for $n = 2$, and neglecting $\mathcal{O}(\alpha)$ terms, we arrive to the approximate version of the generalized Washburn equation (21):

$$\begin{aligned} \rho \frac{d}{dt} \left[h(t) \frac{dh(t)}{dt} R(h(t))^2 \right] + 8\mu h(t) \frac{dh(t)}{dt} \\ + \rho g h(t) R(h(t))^2 = 2\gamma R(h(t)) \cos \theta, \end{aligned} \quad (25)$$

Lubrication theory model requires two estimates. First, from (24) it follows:

$$R(h(t))^3 \int_0^{h(t)} R(z)^{-4} dz = h(t) R(h(t))^{-1} + \mathcal{O}(\alpha).$$

Second, since $R'(z) = \tan \alpha$, using (7) one obtains:

$$\cos \left(\theta + \arctan \frac{dR(h(t))}{dh} \right) = \cos(\theta + \alpha) = \cos \theta + \mathcal{O}(\alpha). \quad (26)$$

Substituting last two estimates into (3), and neglecting $\mathcal{O}(\alpha)$ terms, the approximate lubrication theory model is obtained:

$$8\mu R(h(t))^{-1} h(t) \frac{dh(t)}{dt} + \rho g h(t) R(h(t)) = 2\gamma \cos \theta. \quad (27)$$

Assuming that pipe is open at the top, i.e. $R(h(t)) > 0$, simple inspection reveals that approximate lubrication theory model (27) becomes the special case of approximate generalized Washburn equation (25) in which inertial term is neglected.

This part of the analysis will be concluded with a simple estimate of the equilibrium height. Both approximate models, (25) and (27), imply the same equation for equilibrium height \bar{h} . On the other hand, (23) yields the corresponding Jurin height for the pipe with constant circular cross section with $R_0 = R(0)$. Putting these two results together, the following relation is obtained:

$$\bar{h} R(\bar{h}) = \frac{2\gamma \cos \theta}{\rho g} = h_e R_0.$$

If we restrict the analysis to converging pipes, $R(z) < R(0) = R_0$, a simple estimate is obtained:

$$\frac{\bar{h}}{h_e} = \frac{R_0}{R(\bar{h})} > 1. \quad (28)$$

It may be concluded that equilibrium height \bar{h} in a converging pipe with a base radius R_0 is greater than Jurin height in a cylindrical pipe of radius R_0 .

3.5. Dimensionless models

Dimensionless variables. To gain deeper insight into the structure of the models, and to facilitate their numerical solution, they will be put into dimensionless form. For a reference length scale it will be used Jurin height (23), that is equilibrium height in the cylindrical pipe of radius R_0 . Reference time scale τ will be determined during the scaling process such that viscous term has coefficient equal 1. Therefore, we have:

$$H = \frac{h}{h_e}, \quad Z = \frac{z}{h_e}, \quad T = \frac{t}{\tau}, \quad \tau = \frac{8\mu h_e}{\rho g R_0^2}. \quad (29)$$

Function $R(z)$, that describes variable radius of the circular cross section, is scaled using auxiliary dimensionless function $\bar{R}(z)$: $R(z) = R_0 \bar{R}(z)$, $\bar{R}(0) = 1$. In such a way we may introduce dimensionless radius function $\hat{R}(Z)$:

$$\hat{R}(Z) = \bar{R}(h_e Z) = \frac{R(h_e Z)}{R_0}. \quad (30)$$

Note that fundamental assumption (7) of our analysis is preserved for dimensionless radius function:

$$\left| \hat{R}'(Z) \right| = |\tan \alpha| = \mathcal{O}(\alpha) \ll 1.$$

Finally, after scaling there will remain only one (dimensionless) parameter in the model introduced in [7]:

$$\omega = \frac{h_e}{g\tau^2} = \frac{\rho^2 R_0^4 g}{64\mu^2 h_e}. \quad (31)$$

Generalized Washburn's equation. Using dimensionless variables, the generalized Washburn equation (21) can be transformed into dimensionless form:

$$\omega \frac{d}{dT} \left[\frac{dH(T)}{dT} \int_0^{H(T)} \hat{R}(Z)^2 dZ \right] + H(T) \frac{dH(T)}{dT} + \int_0^{H(T)} \hat{R}(Z)^2 dZ = \hat{R}(H(T)). \quad (32)$$

Moreover, approximate generalized Washburn's equation (25) is scaled to:

$$\omega \frac{d}{dT} \left[H(T) \frac{dH(T)}{dT} \hat{R}(H(T))^2 \right] + H(T) \frac{dH(T)}{dT} + H(T) \hat{R}(H(T))^2 = \hat{R}(H(T)). \quad (33)$$

The same equation may have been derived from (32) by means of order of magnitude analysis.

Lubrication theory model. In the same way as for generalized Washburn equation, lubrication theory model (3) transformed into dimensionless form reads:

$$\left(\hat{R}(H(T))^3 \int_0^{H(T)} \hat{R}(Z)^{-4} dZ \right) \frac{dH(T)}{dT} + H(T) \hat{R}(H(T)) = 1, \quad (34)$$

whereas its approximate counterpart (27) has the form:

$$\hat{R}(H(T))^{-1} H(T) \frac{dH(T)}{dT} + H(T) \hat{R}(H(T)) = 1. \quad (35)$$

Again, (35) may be derived from (34) through order of magnitude analysis.

At this point, comparison of approximate models (33) and (35) reveals that lubrication theory model in approximate form may be recovered from approximate generalized Washburn equation for $\omega \rightarrow 0$.

4. Comparison of the numerical results

In this section, we perform numerical simulations where the radius of the pipe varies with the z -coordinate according to the following expression:

$$R(z) = R_0(1 + z/L)^{-0.4}.$$

In addition, we choose the length of the pipe to be 20 times the equilibrium height. This ensures that the fluid has enough length to reach equilibrium without overflowing the pipe.

It is a remarkable result of the capillary rise analysis, both experimental [8] and theoretical [14], that the equilibrium height may be approached monotonically or oscillatory in the pipe of constant radius. This turned out to depend on the material properties. The dynamics of the capillary rise was explained [7] by the stability properties of the stationary point corresponding to the equilibrium height. Recently, it was proved [15] that under physically reasonable assumptions every solution of Washburn's equation, which starts from a small non-negative height and from rest, converges to the equilibrium height in this way. Naturally, there comes the question of asymptotic behavior in the pipe with variable radius. Fig. 2 shows that, in the pipe with a variable radius, the equilibrium height can be reached either monotonically or oscillatory, as in the constant radius case. Specifically, for small values of the parameter ω , the equilibrium height is approached monotonically, while for larger values of ω the equilibrium height is reached in an oscillatory manner. In other words, our hypothesis is that the equilibrium point behaves as a stable node or a stable focus. However, providing a formal proof of this will be left as a task for future work.

The numerical solutions of the generalized Washburn equation (32) and its approximation (33) are compared in Figures 3 and 4, for small and large values of ω , respectively. In both cases, the difference between solutions is of the order $\mathcal{O}(\alpha)$. This suggests that the approximate model (33) is sufficiently accurate. Moreover, it is simpler than (32) and more suitable for practical applications. It is important to

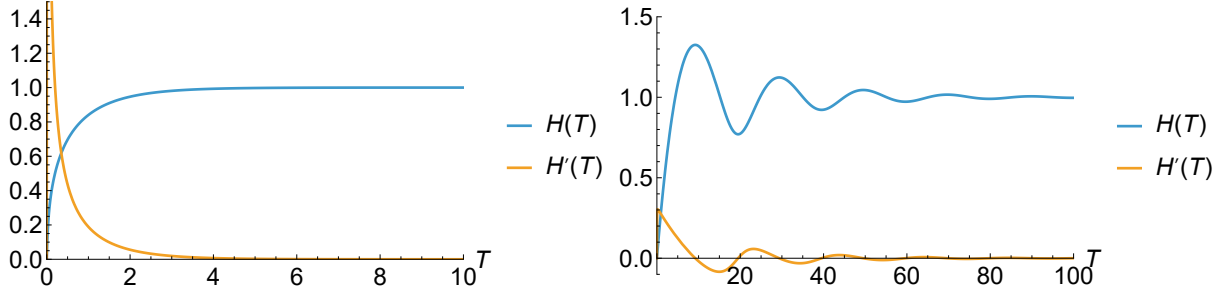


Figure 2: Solution $H(T)$ of the generalized Washburn equation (32) for different values of critical parameter; $L = 20h_e$, $R_0 = 1$. Left: $\omega = 0.01$; right: $\omega = 10$.

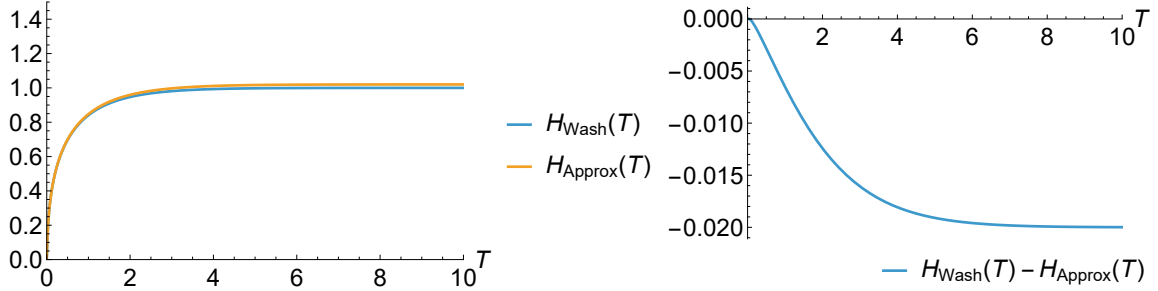


Figure 3: Comparison of the solution $H_{\text{Wash}}(T)$ of the generalized Washburn equation (32), and the solution $H_{\text{Approx}}(T)$ of its approximation (33), $L = 20h_e$, $\omega = 0.01$.

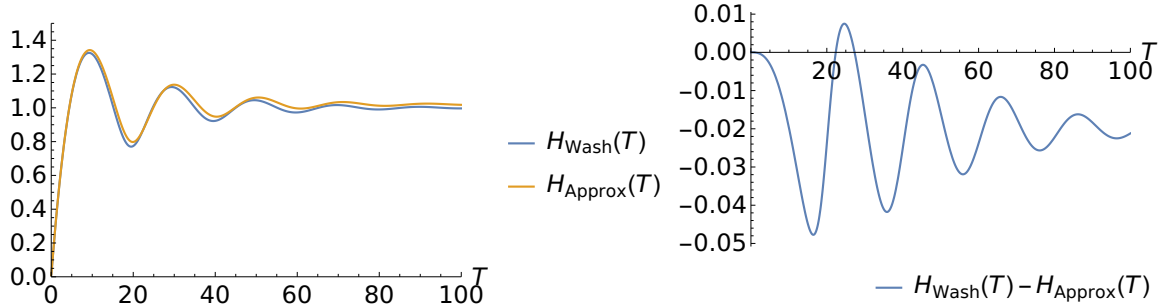


Figure 4: Comparison of the solution $H_{\text{Wash}}(T)$ of the generalized Washburn equation (32), and the solution $H_{\text{Approx}}(T)$ of its approximation (33), $L = 20h_e$, $\omega = 10$.

emphasize that both models take into account inertia and thus capture oscillatory behavior for large values of ω . Because of that, they are more general than the lubrication theory ones (34) and (35), which cannot predict the oscillatory approach to equilibrium.

In Figure 5, a comparison of numerical solutions of the generalized Washburn equation (32) and the lubrication theory model (34) [1] for small values of the parameter ω is presented. The results show that the difference between the two is minimal. Although the advantage of the lubrication theory model lies in its simple derivation, generalized Washburn's equation is better suited for analyzing mathematical properties such as stability, existence, and uniqueness of a solution. In our opinion, mathematical analysis could follow a similar approach to that in [7] and [15], and this will be the topic of forthcoming study.

In the end, in Figure 6 the approximate generalized Washburn's equation (33) is compared to the approximate lubrication theory model (35). A negligible difference of numerical solutions can be observed at the beginning of the flow, which may be due to the fact that the inertial term is not included in the

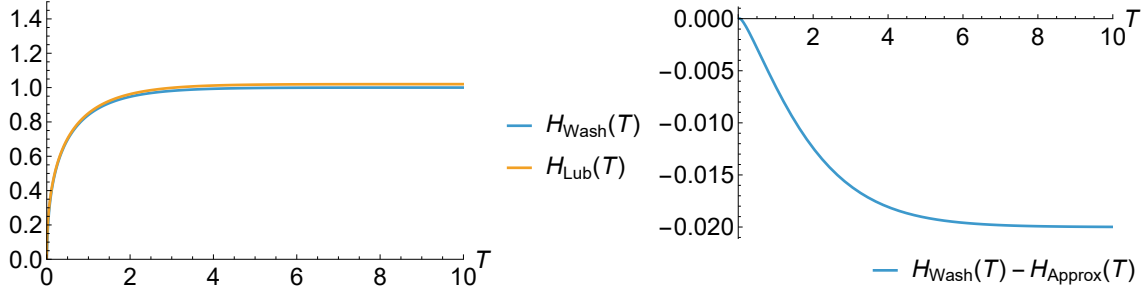


Figure 5: Comparison of the solution $H_{\text{Wash}}(T)$ of the generalised Washburn equation (32), and the solution $H_{\text{Lub}}(T)$ of the lubrication theory model (34), $L = 20h_e$, $\omega = 0.01$.

lubrication theory model (35). However, the numerical solutions of the two models overlap as they approach the equilibrium height. It can be concluded that the approximate generalized Washburn's equation (33) is equivalent to the lubrication theory model (35), except when inertial effects are prominent in the flow.




Figure 6: Comparison of the solution $H_{\text{Wash}}^{\text{Approx}}(T)$ of the approximate generalised Washburn's equation (33), and the solution $H_{\text{Lub}}^{\text{Approx}}(T)$ of the lubrication theory model (35), $L = 20h_e$, $\omega = 0.01$.

5. Conclusion

In this study, derivation of the capillary rise equation is presented for a pipe with a variable cross-section. The proposed model generalizes an ODE model—Washburn's equation—and it is compared with a model based upon lubrication theory. The peculiarity of the approach adopted in this paper is that it is based upon first principles, i.e. application of the mass and momentum balance laws in local form (Navier-Stokes equations) and global form (momentum equation). Along with a precise list of assumptions and careful asymptotic analysis, this allowed for a better control over the terms in the resulting equation.

The distinguishing feature of our model is the presence of an inertial term, which is excluded from the lubrication theory model by assumption. This allowed for a comparison between the generalized Washburn equation and the lubrication theory model. Namely, the lubrication theory model can be recovered when the parameter ω vanishes in the dimensionless generalized model.

Numerical simulations revealed that our generalized Washburn's equation aligns well with both its approximation and the lubrication theory model, providing a form of verification. By the analysis of the numerical solutions, the following important features were revealed.

- (i) The generalized Washburn equation preserves a monotonic and oscillatory approach to equilibrium height in a slowly converging pipe.
- (ii) The difference between the solutions of exact and approximate equations is of the order of magnitude of an inclination angle of the pipe, which is assumed to be small.

- (iii) During motion, the difference between the solutions of the generalized Washburn equation and the lubrication theory model is of the order of magnitude of a small parameter ω , in the case when equilibrium height is reached monotonically.

This work opens up many possibilities for further analysis. In particular, the generalized Washburn equation may be analyzed for the existence and uniqueness of solutions, stability of equilibrium, and comparison with experimental results. In the long run, this study may be a starting point for capillary flow analysis without restrictions on the shape of the pipe.

Appendix A. Local decomposition of surface tension

We locally decompose surface tension using the approximation (26).

$$\mathbf{F} = F \cos(\theta + \alpha) \mathbf{e}_z + F \sin(\theta + \alpha) \mathbf{e}_r$$

This expression is further transformed by applying the addition formulas for sine and cosine

$$\begin{aligned} \mathbf{F} &= F [\cos \theta \cos \alpha - \sin \theta \sin \alpha] \mathbf{e}_z + F [\sin \theta \cos \alpha + \cos \theta \sin \alpha] \mathbf{e}_r \\ &= F [\cos \theta + \mathcal{O}(\alpha)] \mathbf{e}_z + F [\sin \theta + \mathcal{O}(\alpha)] \mathbf{e}_r, \end{aligned}$$

In other words,

$$\mathbf{F} = F \cos \theta \mathbf{e}_z + F \sin \theta \mathbf{e}_r + \mathcal{O}(\alpha) =: F_{\text{vert}} \mathbf{e}_z + F_{\text{hor}} \mathbf{e}_r + \mathcal{O}(\alpha)$$

Appendix B. Contact force and body force

It is left to determine the total contact force \mathbf{F}_s by integrating the traction over the pipe boundary, which is divided into three regions (16).

Appendix B.1. Contact force integrals

To compute the contact force, we use the following expression for traction [13], valid for incompressible viscous fluids

$$\mathbf{t}(\mathbf{n}) = -p\mathbf{n} + \mu [2(\mathbf{n} \cdot \nabla)\mathbf{v} + \mathbf{n} \times (\nabla \times \mathbf{v})]. \quad (\text{B.1})$$

Surface integral over the lower base:

$$\int_{\partial V_1} \mathbf{t}_1 dS_1 = \int_0^{R_0} \int_0^{2\pi} \mathbf{t}_1 r dr d\varphi = p(0) \mathbf{e}_z \int_0^{R_0} \int_0^{2\pi} r dr d\varphi = R_0^2 \pi p(0) \mathbf{e}_z.$$

Surface integral over the upper base:

$$\int_{\partial V_3} \mathbf{t}_3 dS_3 = \int_0^{R(h(t))} \int_0^{2\pi} -p(h(t)) \mathbf{e}_z r dr d\varphi = -R(h(t))^2 \pi p(h(t)) \mathbf{e}_z.$$

Adding up these two integrals we obtain vertical force which will be balanced with vertical component of surface tension:

$$\int_{\partial V_1} \mathbf{t}_1 dS_1 + \int_{\partial V_3} \mathbf{t}_3 dS_3 = (R_0^2 \pi p(0) - R(h(t))^2 \pi p(h(t))) \mathbf{e}_z =: F_{\text{vert}} \mathbf{e}_z.$$

We assume that

$$F_{\text{vert}} = 2R(h(t))\pi\gamma \cos \theta.$$

Thus,

$$\int_{\partial V_1} \mathbf{t}_1 dS_1 + \int_{\partial V_3} \mathbf{t}_3 dS_3 = 2R(h(t))\pi\gamma \cos \theta.$$

Appendix B.1.1. Contact force over ∂V_2

To compute this part of the contact force, approximate form of the velocity field (10), with Poiseuille flow profile (6), will be used

$$\mathbf{v} = v(t) \left(1 - \frac{r^2}{R(z)^2} \right) \mathbf{e}_z + \mathcal{O}(\alpha).$$

Also, the unit normal vector will be approximated as

$$\mathbf{n}_2 = \cos \alpha \mathbf{e}_r + \sin \alpha \mathbf{e}_z = \mathbf{e}_r + \mathcal{O}(\alpha).$$

Taking into account these approximations and using them in (B.1), leads to

$$\begin{aligned} \int_{\partial V_2(t)} \mathbf{t}_2 dS_2 &= \int_{\partial V_2(t)} \left[-p(z) \mathbf{e}_r - 2\mu \frac{R(z)}{R(z)^2} v(t) \mathbf{e}_z \right] R(z) d\varphi dz \\ &= - \int_0^{h(t)} p(z) R(z) dz \underbrace{\int_0^{2\pi} \mathbf{e}_r d\varphi}_{=0} - 4\mu v(t) \mathbf{e}_z \underbrace{\int_0^{h(t)} dz \int_0^{2\pi} d\varphi}_{2\pi h(t)} \\ &= -8\pi \mu \bar{v}(t) h(t) \mathbf{e}_z, \end{aligned}$$

where we used the mean velocity (13), $\bar{v}(t) = v(t)/2$.

Appendix B.2. Body force integral

Body force is only due to gravity, $\mathbf{b} = \mathbf{g} = -g \mathbf{e}_z$. with this, total body force acting on volume $V(t)$ reads

$$\begin{aligned} \int_{V(t)} \rho \mathbf{b} dV &= -\rho \left(\int_0^{h(t)} \int_0^{R(z)} \int_0^{2\pi} g r dr d\varphi dz \right) \mathbf{e}_z \\ &= -\rho \left[\int_0^{h(t)} \left(\int_0^{R(z)} g r dr \int_0^{2\pi} d\varphi \right) dz \right] \mathbf{e}_z \\ &= -\pi \rho g \left[\int_0^{h(t)} R(z)^2 dz \right] \mathbf{e}_z. \end{aligned}$$

References

- [1] B. Figliuzzi, C. Buie, Rise in optimized capillary channels, *Journal of Fluid Mechanics* 731 (2013) 142–161.
- [2] J.-B. Gorce, I. J. Hewitt, D. Vella, Capillary imbibition into converging tubes: beating washburn’s law and the optimal imbibition of liquids, *Langmuir* 32 (6) (2016) 1560–1567.
- [3] F. K. Bell, J. M.; Cameron, The flow of liquids through capillary spaces, *Journal of Physical and Colloid Chemistry* 1906-nov vol. 10 iss. 8 10 (nov 1906). doi:10.1021/j150080a005.
- [4] R. Lucas, Ueber das zeitgesetz des kapillaren aufstiegs von flüssigkeiten, *Kolloid-Zeitschrift* 23 (1) (1918) 15–22.
- [5] E. W. Washburn, The dynamics of capillary flow, *Physical review* 17 (3) (1921) 273.
- [6] C. Bosanquet, Lv. on the flow of liquids into capillary tubes, *The London, Edinburgh, and Dublin Philosophical Magazine and Journal of Science* 45 (267) (1923) 525–531.
- [7] Ł. Płociniczak, M. Świtła, Monotonicity, oscillations and stability of a solution to a nonlinear equation modelling the capillary rise, *Physica D: Nonlinear Phenomena* 362 (2018) 1–8.
- [8] D. Quéré, Inertial capillarity, *Europhysics Letters* 39 (5) (1997) 533.
- [9] M. Fricke, S. Raju, R. von Klitzing, J. De Coninck, D. Bothe, et al., An analytical study of capillary rise dynamics: Critical conditions and hidden oscillations, *Physica D: Nonlinear Phenomena* 455 (2023) 133895.
- [10] K. G. Kornev, A. V. Neimark, Spontaneous penetration of liquids into capillaries and porous membranes revisited, *Journal of colloid and interface science* 235 (1) (2001) 101–113.
- [11] D. Gründing, An enhanced model for the capillary rise problem, *International Journal of Multiphase Flow* 128 (2020) 103210.
- [12] É. Ruiz-Gutiérrez, S. Armstrong, S. Lévêque, C. Michel, I. Pagonabarraga, G. G. Wells, A. Hernández-Machado, R. Ledesma-Aguilar, The long cross-over dynamics of capillary imbibition, *Journal of Fluid Mechanics* 939 (2022) A39.
- [13] D. Acheson, *Elementary Fluid Dynamics*, *Elementary Fluid Dynamics*, Clarendon Press, 1990.

- [14] B. Zhmud, F. Tiberg, K. Hallstensson, Dynamics of capillary rise, *Journal of colloid and interface science* 228 (2) (2000) 263–269.
- [15] I. Rapajić, S. Simić, E. Süli, Modeling capillary rise with a slip boundary condition: Well-posedness and long-time dynamics of solutions to washburn’s equation, *Physica D: Nonlinear Phenomena* 481 (2025) 134842.