







Study of the elusive $5s - 4f$ level crossing in highly charged osmium with optical transitions suitable for physics beyond the Standard Model searches

Nils-Holger Rehbehn ¹, Lakshmi Priya Kozhiparambil Sajith,^{1,2} Michael K. Rosner ¹, Charles Cheung,³ Sergey G. Porsev,³ Marianna S. Safronova,³ Steven Worm,² Dmitry Budker ^{4,5,6,7}, Thomas Pfeifer ¹, José R. Crespo López-Urrutia ^{1,*} and Hendrik Bekker ^{4,5,6,†}

¹*Max-Planck-Institut für Kernphysik, D-69117 Heidelberg, Germany*

²*DESY, D-15738 Zeuthen, Germany*

³*Department of Physics and Astronomy, University of Delaware, Newark, Delaware 19716, USA*

⁴*Johannes Gutenberg-Universität Mainz, 55122 Mainz, Germany*

⁵*Helmholtz Institute Mainz, 55099 Mainz, Germany*

⁶*GSI Helmholtzzentrum für Schwerionenforschung GmbH, 64291 Darmstadt, Germany*

⁷*Department of Physics, University of California, Berkeley, CA 94720-7300, United States of America*

(Dated: September 9, 2025)

Optical transitions of highly charged ions can be very sensitive to hypothetical beyond-the-Standard-Model phenomena. Those near the $5s - 4f$ level crossing, where the $5s$ and $4f$ are degenerate are especially promising. We present predictions from atomic theory and measurements of $\text{Os}^{15,16,17+}$ at an electron beam ion trap for identification of several transitions suitable for searches for a hypothetical fifth force and possible violations of local Lorentz invariance. The electric quadrupole (E2) transitions of Os^{16+} that were found are especially suitable for frequency metrology due to their small linewidth of $44\text{ }\mu\text{Hz}$. Our calculations show the need for including enough inner-shell excitations to predict transition rates between configurations, which can otherwise be overestimated. Ultimately, the predicted interconfiguration transitions were too weak to be detected.

Very recently, by applying quantum logic [1] to frequency metrology [2, 3] of sympathetically cooled highly charged ions (HCI) [4], a precision close to that of state-of-the-art optical clocks [5] for neutral and singly charged atoms has been reached at the German metrology institute Physikalisch-Technische Bundesanstalt (PTB) in Braunschweig [6–12]. This enables searches for physics beyond the Standard Model (BSM) [13] using, e. g., King-plot analysis [14–16] to probe hypothetical Yukawa interactions, as just demonstrated at PTB [11]. The sensitivity of HCI to various BSM effects, such as variation of the fine-structure constant α , is highest near orbital crossings [17, 18] where the filling order changes. However, predictions for the energy levels are extremely difficult in the interesting case of the $5s - 4f$ orbital crossing. Here we investigate both theoretically and experimentally one of the most promising candidates for this crossing. It was at first expected to provide laser-accessible optical transitions between fine-structure levels of the $[\text{Pd}]4f^{12}5s^2$ and $[\text{Pd}]4f^{13}5s$ configurations in the Nd-like iridium ($Z = 77$) Ir^{17+} ion. They were, however, not found, and recent predictions show that they should appear in the vacuum ultraviolet range instead [19]. In the present work, we study Nd-like Os^{16+} ($Z = 76$), which has a smaller splitting between the relevant configuration, with newer calculations predicting laser-accessible transitions there [20]. Moreover, the lowest excited state

couples to the ground state by an ultra-narrow electric quadrupole (E2) transition well suited for frequency metrology.

One central advantage of HCI is the strong binding of the outer electrons [13]. Their wave function is thus less affected by external perturbations that hamper other systems. In contrast, its strong overlap with the nucleus enhances hypothetical BSM electron-neutron interactions accessible to the generalized King plot method [21]. With its seven stable, naturally occurring isotopes, of which five have nuclear spin $I = 0$, and its high nuclear charge and resulting relativistic effects, osmium is very well suited for such studies. In Os^{16+} , these effects are very different for s - and f -electrons, yielding for interconfiguration transitions an outstanding sensitivity to a potential α variation and to hypothetical violations of local Lorentz invariance [20].

Theory– We perform large-scale configuration interaction (CI) calculations for Os^{16+} , treating the $[1s^2 \dots 4d^{10}]$ closed-shell core electrons and the 14 f valence electrons with systematic accounting of correlation effects. The vast number of configurations with small individual weights requires the inclusion of many to achieve convergence. To support these demanding computations, we accelerate threefold the Hamiltonian construction using a bitstring-determinant storage and manipulation method developed for the PCI package [22] based on Ref. [23].

We construct our basis set based on previous work with Ir^{17+} [19] expanding it to include orbitals with principal quantum number up to $n = 13$ for partial waves up to $l = 7$, and comprising all orbitals up to $13g$, $12h$, $11i$, and $10k$. We gradually expand the basis set until conver-

* crespojr@mpi-hd.mpg.de

† hbekker@uni-mainz.de

gence is reached for various correlation corrections, using a reference 30-electron CI calculation (that is, allowing excitations from the $5s$, $4f$, $4d$, and $4p$ shells) with a $7spdfg$ basis set. We refer to allowing excitations from an inner shell as *opening the shell*.

First, we performed shell-by-shell CI calculations following Ref. [19] to account for inner-shell correlations. As in Ir^{17+} , we found the largest contributions from opening the $4d$ shell, shifting the configuration splitting by $\sim 8000 \text{ cm}^{-1}$, followed by opening the $4p$ and $4s$ shells, which give an overall contribution larger than the contribution from the innermost shells with $n \leq 3$. Although even-parity levels are largely unaffected, odd-parity levels shift by about -2100 cm^{-1} . We then expand the basis set to $13g12h11i10k$ and extrapolate higher n partial-wave contributions. Allowing excitations from $4f^{14}$ leads to negligible shifts for most states. Finally, we include (i) single and double excitations from $4f^{12}5p^2$ and single excitations from six dominant odd-parity configurations within 30-electron CI, and (ii) triple excitations from $4f^{12}5s^2$ and $4f^{14}$ within 14-electron CI.

The results are shown in column “PCI” of Table III. Details of these computations are described in the End Matter. The largest energy shifts arise from including the inner shells with $n = 3, 4$, higher partial waves, and additional reference configurations. The limitations of our local computing cluster restricted the full inclusion of these effects, potentially leading to a sizable underestimation. We assign uncertainties accordingly to reflect these omissions.

We calculated electric dipole (E1) reduced matrix elements $\langle 4f^{12}5s^2 \| D \| 4f^{13}5s \rangle$ and found that the result strongly depends on which shells are opened. In contrast, we find that reduced matrix elements of the magnetic dipole (M1) operator and the corresponding transition rates are only weakly affected by additional correlation corrections. For the $4f^{12}5s^2 {}^3F_4 - 4f^{13}5s {}^3F_4^o$ E1 transition, our result at the reference $7spdfg$ level within the framework of the 24-electron CI (the column “4d open”) agrees with the previous theory [20]. However, adding correlations from the $4p$ shell reduces the amplitude from $1.93 \times 10^{-3} \text{ a.u.}$ to $0.12 \times 10^{-3} \text{ a.u.}$, lowering the transition rate to below 1 s^{-1} , as shown in Table I. We attribute this effect to contributions from one-electron $4p - 5s$ matrix elements. We emphasize that calculations neglecting inner-shell correlations are inadequate and unreliable for guiding or interpreting experimental measurements. Further suppression arises from the inclusion of the h partial wave, likely due to the cumulative effect of many small but non-negligible admixtures. Detection of these interconfiguration E1 transitions would uncover the long sought-after $5s - 4f$ level crossing and reveal the wavelengths of the most α -variation sensitive ones. Table I shows those with highest transition rates, which are therefore the most promising prospects for experimental observation. Uncertainty values for the reduced matrix elements are assigned by adding the respective contributions in quadrature. For ${}^3F_4 - {}^3F_4^o$, the uncertainty is

greater than the value of the matrix element D , so D should be taken as an order of magnitude estimate.

Measurements— Osmium was investigated in an electron beam ion trap (EBIT) [24–26]. The Heidelberg EBIT (HD-EBIT) ran with a 40 mA, 400 eV electron beam compressed by its 8 T magnetic field. This beam radially traps approximately $3 \times 10^6 \text{ Os}^{16+}$ ions in its negative space-charge potential, which are axially confined by biased drift tubes, forming a cylindrical cloud of 50 mm length and 0.1 mm diameter. Osmium atoms are sourced from a tenuous molecular beam of osmocene, a volatile organometallic compound that the electron beam dissociates. Sequential electron-impact ionization and suppressed charge exchange in the 4-K environment allows selection of the desired charge state by setting the electron beam energy and axial trap depth. An image of the horizontal ion cloud was rotated and focused onto the vertical entrance slit of a 2 m focal-length grating spectrometer by a set of lenses and mirrors. For calibration, a diffuse reflector illuminated by a hollow-cathode lamp is moved in and out of an intermediate image plane between lenses. The spectrometer low-noise CCD camera uses exposure times of 1 h for the HCI. Dark images without trapped ions are recorded regularly to remove the stray light background and correct for the sensitivity of each camera pixel. Regular calibrations correct for thermal and mechanical drifts of the spectrometer. These standard procedures allowed us to reach wavelength fractional uncertainties as low as $\Delta\lambda/\lambda = 2.5 \cdot 10^{-7}$ [15, 16, 27–32].

In our initial observations, we detected a comprehensive list of $\text{Os}^{15,16,17+}$ lines, including very weak ones with a broadband 150 grooves/mm grating blazed for 500 nm to cover the region 316–810 nm and a 1800 grooves/mm holographic grating for the 227–323 nm range. The broad entrance slit width of 150 μm yielded strong signals at reduced resolution. We set three different electron-beam energies for determining the charge states based on the line intensities. Next, lines assigned to Os^{16+} and some belonging to Os^{15+} and Os^{17+} were re-measured at high resolving power using the 1800 grooves/mm or a 3600 grooves/mm grating with a 60 μm slit. In some cases, we measured their second diffraction order for better resolving power and to access more calibration lines. Each HCI line was recorded for at least 7 hours while up to 34 hours were spent on weak ones.

Identifications— We assigned lines to Os^{16+} by comparison with theory transition energies and by studying their characteristic Zeeman splitting in the 8 T field of HD-EBIT. We modeled the line shape based on the total angular momentum J and the predicted g_J factors (see Table III). The hyperfine structure of the $^{187,189}\text{Os}$ isotopes was not resolvable. Relative amplitudes of the Zeeman components were derived from the Clebsch-Gordan coefficients of the $|J, m_J\rangle$ states and accounting for the multipole-radiation patterns. Fits of this model allowed us to unambiguously identify 15 M1 transitions within configurations (see Figure 1 and Table II). Several iden-

TABLE I. Selection of E1 reduced matrix elements $\langle 4f^{12}5s^2 \| D \| 4f^{13}5s \rangle$ (in 10^{-3} atomic units, a.u.) and transition rates A_{ab} (in s^{-1}) in different approximations. Calculations are performed with a *7spdfg* basis set. The predicted wavelengths λ (in nm) and their uncertainties are listed in the second column. The results obtained in the framework of 24-, 30-, and 60-electron CI are listed in columns “4d open,” “4p open,” and “all open,” respectively. The final values and uncertainties are listed under their respective columns, “Final” and “Uncertainty,” and include the correlation of all 60 electrons, along with contributions from other correlation corrections. The transition rate uncertainties originate from those on D and the energy uncertainties.

Transition $a - b$	λ (nm)	D ($\times 10^{-3}$ a.u.)					A_{ab} (s^{-1})		
		$4d$ open	$4p$ open	all open	Final	Uncertainty	$4d$ open	Final	Uncertainty
$^3F_4 - ^3F_4^o$	451^{+84}_{-61}	1.93	0.31	0.37	0.12	0.27	12.62	0.04	0.16
$^3H_4 - ^3F_4^o$	555^{+135}_{-90}	2.46	2.12	1.94	1.75	0.24	4.61	4.02	2.59
$^3H_4 - ^3F_3^o$	743^{+261}_{-153}	3.61	2.45	2.34	2.12	0.21	3.34	2.47	1.98
$^3F_4 - ^3F_3^o$	374^{+56}_{-43}	2.43	0.91	0.99	0.87	0.17	42.95	4.19	2.35
$^3P_2 - ^3F_2^o$	426^{+77}_{-56}	1.48	1.19	1.11	1.01	0.11	10.61	5.36	2.74
$^3P_2 - ^1F_3^o$	543^{+132}_{-89}	2.69	1.52	1.61	1.60	0.10	16.16	6.47	3.88

TABLE II. Measured and inferred transition vacuum wavelengths λ_{vac} of Os^{15+} , Os^{16+} , and Os^{17+} with identifications. Transition rates A_{ab} are based on our PCI calculations for Os^{16+} and AMBiT [33] ones for $Os^{15,17+}$.

Config.	Transition	λ_{vac} (nm)	A_{ab} (s^{-1})	Type
Os^{15+}				
$4f^{13}5s^2$	$^2F_{5/2}^o - ^2F_{7/2}^o$	445.03146(63)	181	M1
Os^{16+}				
$4f^{13}5s$	$^1F_3^o - ^3F_4^o$	360.11375(17)	196	M1
	$^1F_3^o - ^3F_3^o$	429.6482(11)	6.5	M1
	$^3F_2^o - ^3F_3^o$	547.7247(38)	141	M1
$4f^{12}5s^2$	$^3P_1 - ^3F_2$	242.3348(17)	91	M1
		242.34080(16) R		
	$^3H_4 - ^3F_4$	247.1159(8)	13	M1
		247.11704(19) R		
	$^3H_4 - ^3H_5$	356.28870(9)	249	M1
	$^3D_2 - ^3F_2$	395.74681(36)	136	M1
	$^3F_3 - ^3F_4$	436.95983(16)	189	M1
	$^3P_2 - ^3D_2$	437.48246(36)	165	M1
	$^3D_2 - ^3F_3$	448.62855(31)	129	M1
	$^3H_5 - ^3H_6$	472.19841(26)	248	M1
	$^1G_4 - ^3F_4$	491.79063(29)	92	M1
	$^3H_4 - ^1G_4$	496.70195(72)	77	M1
	$^3H_4 - ^3F_3$	568.7831(25)	8.1	M1
		568.7876(11) R		
	$^3P_1 - ^3D_2$	625.17496(60)	43	M1
	$^3F_2 - ^3F_4$	502.3391(12) R	3.99×10^{-3}	E2
	$^3F_4 - ^3H_6$	1139.2103(78) R	4.36×10^{-5}	E2
Os^{17+}				
$4f^{13}$	$^2F_{5/2}^o - ^2F_{7/2}^o$	436.2751(20)	185	M1
$4f^{12}5s^1$	$^3H_{11/2} - ^4H_{13/2}$	363.986(21)	296	M1
$4f^{11}5s^2$	$^4I_{13/2}^o - ^4I_{15/2}^o$	500.689(25)	319	M1

R: Ritz-Rydberg combination

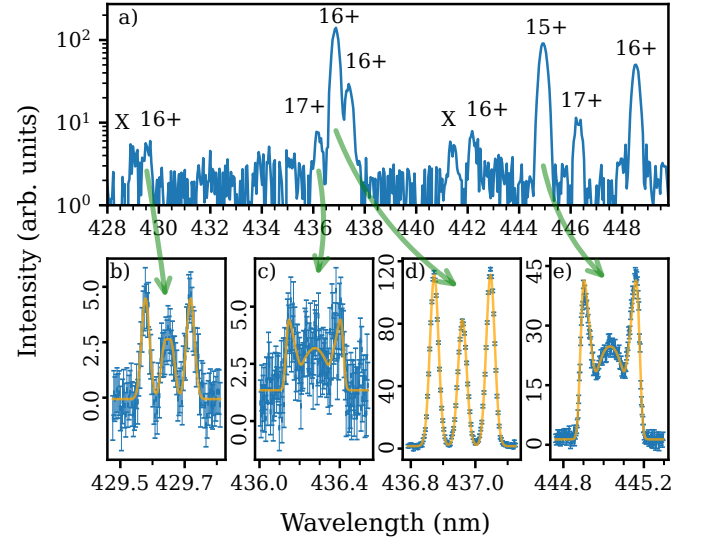


FIG. 1. Examples of recorded spectra. a) Overview spectrum taken with the 150 grooves/mm grating showing lines of varying intensity of three charge states and two lines not originating from osmium (marked with an X). The bottom row shows spectra recorded at high resolving power with fits of our lineshape model in orange. b) The weakest identified transition belonging to Os^{16+} . c) Transition between the two lowest states of the $Os^{17+} 4f^{13}$ configuration. d) One of the strongest Os^{16+} transitions. e) The ground state transition of Os^{15+} .

tifications are supported by previous analysis of wavelength scaling laws versus nuclear charge [29]. The splitting between the $^3P_1 - ^3F_2$ states and $^3H_4 - ^3F_3$ ones was determined by direct measurement of transitions between them, but also by measurement of transitions connecting to an intermediate state as can be seen in the level scheme in Fig. 2. These so-called Ritz-Rydberg combinations are further evidence supporting the correctness of identifications.

Our M1 line identifications fully reconstruct the fine

TABLE III. Level energies based on measured transitions (see Table II) with fitted g -factors, compared with calculations from Ref. [20] and from this work using AMBIT [33], FAC [35], and PCI.

Config.	Level	E (eV)	Measured	Ref. [20]		AMBIT		FAC	PCI	
			g -factor	E (eV)	g -factor	E (eV)	g -factor	E (eV)	E (eV)	g -factor
$4f^{12}5s^2$	$^3\text{H}_6$	0	1.147(2)	0	1.164	0	1.164	0	0	1.164
	$^3\text{F}_4$	1.0883346(74)	1.137(5)	1.188	1.137	1.133	1.138	1.235	1.101(10)	1.142
	$^3\text{H}_5$	2.6256801(14)	1.017(3)	2.781	1.033	2.672	1.033	2.618	2.611(16)	1.033
	$^3\text{F}_2$	3.556472(13)	0.99(6)	3.803	0.824	3.724	0.834	3.950	3.585(61)	0.837
	$^1\text{G}_4$	3.6094115(59)	0.986(5)	3.799	0.989	3.690	0.992	3.688	3.602(17)	0.989
	$^3\text{F}_3$	3.9257624(84)	1.060(5)	4.157	1.083	4.057	1.083	4.128	3.928(36)	1.083
	$^3\text{H}_4$	6.1055603(23)	0.904(5)	6.210	0.927	6.215	0.920	6.155	6.085(37)	0.920
	$^3\text{D}_2$	6.689389(10)	1.119(4)	7.196	1.130	6.998	1.124	7.311	6.734(119)	1.129
	$^1\text{J}_6$	-	-	-	-	8.325	1.0026	8.579	8.091(169)	1.003
	$^3\text{P}_0$	-	-	-	-	8.449	0	8.980	8.088(186)	0
	$^3\text{P}_1$	8.672581(12)	1.469(12)	-	-	9.117	1.500	9.565	8.745(192)	1.500
	$^3\text{P}_2$	9.523428(13)	1.188(4)	-	-	9.916	1.209	10.257	9.565(138)	1.201
$4f^{13}5s$	$^3\text{F}_4^\circ$	x	1.254(4)	4.080	1.250	3.702	1.250	3.416	3.853(433)	1.250
	$^3\text{F}_3^\circ$	x+0.5572030(88)	1.042(4)	4.641	1.0524	4.297	1.054	4.006	4.416(433)	1.053
	$^3\text{F}_2^\circ$	x+2.820826(24)	0.663(4)	-	-	6.562	0.667	6.147	6.652(423)	0.667
	$^1\text{F}_3^\circ$	x+3.4429177(15)	1.043(5)	-	-	7.226	1.029	6.830	7.283(425)	1.030
$4f^{14}$	$^1\text{S}_0$	-	0	-	-	14.155	0	14.491	12.786	0

ACKNOWLEDGEMENTS

HB and JRCLU thank Julian Berengut for helpful discussions. The theoretical work has been supported in part by the US NSF Grant No. PHY-2309254, US Office of Naval Research Grant N000142512105 and by the European Research Council (ERC) under the Horizon 2020 Research and Innovation Program of the European Union (Grant Agreement No. 856415). The calculations

in this work were done through the use of Information Technologies resources at the University of Delaware, specifically the high-performance Caviness and DARWIN computer clusters. HB was supported in part by the project “Quantum Sensing for Fundamental Physics (QS4Physics)” funded by the Innovation pool of the research field Helmholtz Matter of the Helmholtz Association.

- [1] P. O. Schmidt, T. Rosenband, C. Langer, W. M. Itano, J. C. Bergquist, and D. J. Wineland, Spectroscopy using quantum logic, *Science* **309**, 749 (2005).
- [2] S. A. Diddams, D. J. Jones, J. Ye, S. T. Cundiff, J. L. Hall, J. K. Ranka, R. S. Windeler, R. Holzwarth, T. Udem, and T. W. Hänsch, Direct link between microwave and optical frequencies with a 300 THz femtosecond laser comb, *Phys. Rev. Lett.* **84**, 5102 (2000).
- [3] R. Holzwarth, T. Udem, T. W. Hänsch, J. C. Knight, W. J. Wadsworth, and P. S. J. Russell, Optical frequency synthesizer for precision spectroscopy, *Phys. Rev. Lett.* **85**, 2264 (2000).
- [4] L. Schmöger, O. O. Versolato, M. Schwarz, M. Kohnen, A. Windberger, B. Piest, S. Feuchtenbeiner, J. Pedregosa-Gutierrez, T. Leopold, P. Micke, A. K. Hansen, T. M. Baumann, M. Drewsen, J. Ullrich, P. O. Schmidt, and J. R. C. López-Urrutia, Coulomb crystallization of highly charged ions, *Science* **347**, 1233 (2015).
- [5] A. D. Ludlow, M. M. Boyd, J. Ye, E. Peik, and P. O. Schmidt, Optical atomic clocks, *Rev. Mod. Phys.* **87**, 637 (2015).
- [6] P. Micke, T. Leopold, S. A. King, E. Benkler, L. J. Spieß, L. Schmöger, M. Schwarz, J. R. Crespo López-Urrutia, and P. O. Schmidt, Coherent laser spectroscopy of highly charged ions using quantum logic, *Nature* **578**, 60 (2020).
- [7] S. A. King, L. J. Spieß, P. Micke, A. Wilzewski, T. Leopold, J. R. C. López-Urrutia, and P. O. Schmidt, Algorithmic ground-state cooling of weakly-coupled oscillators using quantum logic (2021), [arXiv:2102.12427](https://arxiv.org/abs/2102.12427) [physics.atom-ph].
- [8] S. A. King, L. J. Spieß, P. Micke, A. Wilzewski, T. Leopold, E. Benkler, R. Lange, N. Huntemann, A. Surzhykov, V. A. Yerokhin, J. R. Crespo López-Urrutia, and P. O. Schmidt, An optical atomic clock based on a highly charged ion, *Nature* **611**, 43 (2022).
- [9] C. Cheung, S. G. Porsev, D. Filin, M. S. Safronova, M. Wehrheim, L. J. Spieß, S. Chen, A. Wilzewski, J. R. C. López-Urrutia, and P. O. Schmidt, Finding the ultranarrow $^3P_2 \rightarrow ^3P_0$ electric quadrupole transition in Ni^{12+} ion for an optical clock, *Phys. Rev. Lett.* **135**, 093002 (2025).
- [10] S. Chen, L. J. Spieß, A. Wilzewski, M. Wehrheim, K. Dietze, I. Vybornyi, K. Hammerer, J. R. C. López-Urrutia,

- and P. O. Schmidt, Identification of highly forbidden optical transitions in highly charged ions, *Phys. Rev. Appl.* **22**, 054059 (2024).
- [11] A. Wilzewski, L. J. Spieß, M. Wehrheim, S. Chen, S. A. King, P. Micke, M. Filzinger, M. R. Steinell, N. Huntemann, E. Benkler, P. O. Schmidt, L. I. Huber, J. Flannery, R. Matt, M. Stadler, R. Oswald, F. Schmid, D. Kienzler, J. Home, D. P. L. A. Craik, M. Door, S. Eliseev, P. Filianin, J. Herkenhoff, K. Kromer, K. Blaum, V. A. Yerokhin, I. A. Valuev, N. S. Oreshkina, C. Lyu, S. Banerjee, C. H. Keitel, Z. Harman, J. C. Berengut, A. Viatkina, J. Gilles, A. Surzhykov, M. K. Rosner, J. R. Crespo López-Urrutia, J. Richter, A. Mariotti, and E. Fuchs, Nonlinear calcium King plot constrains new bosons and nuclear properties, *Phys. Rev. Lett.* **134**, 233002 (2025).
 - [12] L. J. Spieß, S. Chen, A. Wilzewski, M. Wehrheim, J. Gilles, A. Surzhykov, E. Benkler, M. Filzinger, M. Steinell, N. Huntemann, C. Cheung, S. G. Porsev, A. I. Bondarev, M. S. Safronova, J. R. Crespo López-Urrutia, and P. O. Schmidt, Excited-state magnetic properties of carbon-like Ca^{14+} , *Phys. Rev. Lett.* **135**, 043002 (2025).
 - [13] M. G. Kozlov, M. S. Safronova, J. R. Crespo López-Urrutia, and P. O. Schmidt, Highly charged ions: Optical clocks and applications in fundamental physics, *Rev. Mod. Phys.* **90**, 045005 (2018).
 - [14] J. C. Berengut, D. Budker, C. Delaunay, V. V. Flambaum, C. Frugiuele, E. Fuchs, C. Grojean, R. Harnik, R. Ozeri, G. Perez, and Y. Soreq, Probing new long-range interactions by isotope shift spectroscopy, *Phys. Rev. Lett.* **120**, 091801 (2018).
 - [15] N.-H. Rehbehn, M. K. Rosner, H. Bekker, J. C. Berengut, P. O. Schmidt, S. A. King, P. Micke, M. F. Gu, R. Müller, A. Surzhykov, and J. R. C. López-Urrutia, Sensitivity to new physics of isotope-shift studies using the coronal lines of highly charged calcium ions, *Phys. Rev. A* **103**, L040801 (2021).
 - [16] N.-H. Rehbehn, M. K. Rosner, J. C. Berengut, P. O. Schmidt, T. Pfeifer, M. F. Gu, and J. R. C. López-Urrutia, Narrow and ultranarrow transitions in highly charged Xe ions as probes of fifth forces, *Phys. Rev. Lett.* **131**, 161803 (2023).
 - [17] J. C. Berengut, V. A. Dzuba, and V. V. Flambaum, Enhanced laboratory sensitivity to variation of the fine-structure constant using highly charged ions, *Phys. Rev. Lett.* **105**, 120801 (2010).
 - [18] J. C. Berengut, V. A. Dzuba, V. V. Flambaum, and A. Ong, Electron-Hole Transitions in Multiply Charged Ions for Precision Laser Spectroscopy and Searching for Variations in α , *Physical Review Letters* **106**, 210802 (2011).
 - [19] C. Cheung, M. S. Safronova, S. G. Porsev, M. G. Kozlov, I. I. Tupitsyn, and A. I. Bondarev, Accurate prediction of clock transitions in a highly charged ion with complex electronic structure, *Phys. Rev. Lett.* **124**, 163001 (2020).
 - [20] V. A. Dzuba and V. V. Flambaum, Os^{16+} and Ir^{17+} ions as candidates for accurate optical clocks sensitive to physics beyond the standard model, *Phys. Rev. A* **108**, 053111 (2023).
 - [21] J. C. Berengut, C. Delaunay, A. Geddes, and Y. Soreq, Generalized King linearity and new physics searches with isotope shifts, *Phys. Rev. Research* **2**, 043444 (2020).
 - [22] C. Cheung, M. G. Kozlov, S. G. Porsev, M. S. Safronova, I. I. Tupitsyn, and A. I. Bondarev, pCI: A parallel configuration interaction software package for high-precision atomic structure calculations, *Computer Physics Communications* **308**, 109463 (2025).
 - [23] P. Knowles and N. Handy, A new determinant-based full configuration interaction method, *Chemical Physics Letters* **111**, 315 (1984).
 - [24] M. A. Levine, R. E. Marrs, J. R. Henderson, D. A. Knapp, and M. B. Schneider, The Electron Beam Ion Trap: A New Instrument for Atomic Physics Measurements, *Physica Scripta* **1988**, 157 (1988).
 - [25] M. A. Levine, R. E. Marrs, J. N. Bardsley, P. Beiersdorfer, C. L. Bennett, M. H. Chen, T. Cowan, D. Dietrich, J. R. Henderson, D. A. Knapp, A. Osterheld, B. M. Penetrante, M. B. Schneider, and J. H. Scofield, The use of an electron beam ion trap in the study of highly charged ions, *Nuclear Instruments and Methods in Physics Research Section B: Beam Interactions with Materials and Atoms* **43**, 431 (1989).
 - [26] J. R. Crespo López-Urrutia, A. Dorn, R. Moshhammer, and J. Ullrich, The freiburg electron beam ion trap/source project FreEBIT, *Physica Scripta* **T80**, 502 (1999).
 - [27] I. Draganić, J. R. Crespo López-Urrutia, R. DuBois, S. Fritzsche, V. M. Shabaev, R. S. Orts, I. I. Tupitsyn, Y. Zou, and J. Ullrich, High precision wavelength measurements of QED-sensitive forbidden transitions in highly charged argon ions, *Phys. Rev. Lett.* **91**, 183001 (2003).
 - [28] R. S. Orts, Z. Harman, J. R. C. López-Urrutia, A. N. Artemyev, H. Bruhns, A. J. G. Martínez, U. D. Jentschura, C. H. Keitel, A. Lapierre, V. Mironov, V. M. Shabaev, H. Tawara, I. I. Tupitsyn, J. Ullrich, and A. V. Volotka, Exploring relativistic many-body recoil effects in highly charged ions, *Phys. Rev. Lett.* **97**, 103002 (2006).
 - [29] A. Windberger, J. R. Crespo López-Urrutia, H. Bekker, N. S. Oreshkina, J. C. Berengut, V. Bock, A. Borschevsky, V. A. Dzuba, E. Eliav, Z. Harman, U. Kaldor, S. Kaul, U. I. Safronova, V. V. Flambaum, C. H. Keitel, P. O. Schmidt, J. Ullrich, and O. O. Versolato, Identification of the predicted $5s-4f$ level crossing optical lines with applications to metrology and searches for the variation of fundamental constants, *Phys. Rev. Lett.* **114**, 150801 (2015).
 - [30] H. Bekker, C. Hensel, A. Daniel, A. Windberger, T. Pfeifer, and J. R. Crespo López-Urrutia, Laboratory precision measurements of optical emissions from coronal iron, *Phys. Rev. A* **98**, 062514 (2018).
 - [31] H. Bekker, A. Borschevsky, Z. Harman, C. H. Keitel, T. Pfeifer, P. O. Schmidt, J. R. Crespo López-Urrutia, and J. C. Berengut, Detection of the $5p-4f$ orbital crossing and its optical clock transition in Pr^{9+} , *Nature Communications* **10**, 5651 (2019).
 - [32] M. K. Rosner, N.-H. Rehbehn, and J. R. Crespo López-Urrutia, Experimental and theoretical ritz-rydberg analysis of the electronic structure of highly charged ions of lead and bismuth by optical spectroscopy, *Journal of Physics B: Atomic, Molecular and Optical Physics* (2024).
 - [33] E. Kahl and J. Berengut, AMBiT: A programme for high-precision relativistic atomic structure calculations, *Computer Physics Communications* **238**, 232 (2019).
 - [34] S. Chen, L. J. Spieß, A. Wilzewski, M. Wehrheim, K. Dietze, I. Vybornyi, K. Hammerer, J. Crespo López-Urrutia, and P. O. Schmidt, Identification of highly for-

- bidden optical transitions in highly charged ions, [Phys. Rev. Appl.](#) **22**, 054059 (2024).
- [35] M. F. Gu, The flexible atomic code, [Canadian Journal of Physics](#) **86**, 675 (2008).
- [36] H. Bekker, O. O. Versolato, A. Windberger, N. S. Oreshkina, R. Schupp, T. M. Baumann, Z. Harman, C. H. Keitel, P. O. Schmidt, J. Ullrich, and J. R. Crespo López-Urrutia, Identifications of $5s_{1/2}$ – $5p_{3/2}$ and $5s^2$ – $5s5p$ EUV transitions of promethium-like Pt, Ir, Os, [J. Phys. B](#) **48**, 144018 (2015).
- [37] M. G. Kozlov, S. G. Porsev, and V. V. Flambaum, Manifestation of the nuclear anapole moment in the M1 transitions in bismuth, [J. Phys. B](#) **29**, 689 (1996).
- [38] M. G. Kozlov, S. G. Porsev, M. S. Safronova, and I. I. Tupitsyn, CI-MBPT: A package of programs for relativistic atomic calculations based on a method combining configuration interaction and many-body perturbation theory, [Comp. Phys. Comm.](#) **195**, 199 (2015).
- [39] P. Bilous, C. Cheung, and M. S. Safronova, A neural-network-based python package for performing large-scale atomic CI using pCI and other high-performance atomic codes, [Computer Physics Communications](#) **315**, 109731 (2025).

END MATTER

Details of computations— We treat Os^{16+} as a 14-valence electron system with a $[1s^2, \dots, 4d^{10}]$ closed core. We start by solving the Dirac-Hartree-Fock equations for the $[1s^2 \dots 4d^{10}] 4f^{13}5s$ configuration to construct one-electron basis orbitals in the central field approximation. Then, all electrons are frozen, and an electron is promoted from the $5s$ to the $5p$ and $5d$ shells to construct the corresponding orbitals. The $5g$, $6h$, $7i$, and $8k$ orbitals are constructed from the $4f$ orbital, while the remaining virtual orbitals are formed using a recurrent procedure described in Refs. [37, 38]. All orbitals are built on a radial grid within a compact spherical cavity of $R = 5$ a.u., which improves convergence to the principal quantum number n . Both the Coulomb and Breit interactions are included throughout.

The CI many-electron wave function is expressed as a linear combination of all distinct states with a given total angular momentum J and parity: $\Psi_J = \sum_i c_i \Phi_i$. The corresponding energies and wave functions are obtained by solving the time-independent relativistic many-electron Schrödinger equation $H_n \Psi_n = E_n \Psi_n$. Because a large fraction of configurations ($\gtrsim 80\%$) contribute significantly even with modest basis sets, subselection methods [22, 39] could not be used to optimize the CI space efficiently to reduce the computational workload.

The energies obtained from CI are listed in Table IV, along with uncertainties calculated by adding all correlation contributions in quadrature. We set a baseline by allowing all single and double (SD) excitations from the $4f^{12}5s^2$ and $4f^{13}5s$ reference configurations to the $7spdfg$ basis set. We then performed CI calculations with basis sets of incrementally higher principal quantum number n until either the energy converges or until the computation is too large, then repeat this procedure for higher partial waves. In total, we include all orbitals up to $13spdfg12h11i10k$. To handle computations that were too large, we estimated the $n \rightarrow \infty$ contributions

for $l > 5$ partial waves by extrapolating their respective energy convergence. The resulting values are listed in column “extrap.”

We performed shell-by-shell CI in a small $7spdfg$ basis set to obtain contributions of electron correlations of the inner shells following Ref. [19] and list the results in Table V. We begin with a base computation allowing excitations only from the $5s$ and $4f$ orbitals, then systematically obtain contributions from opening the inner shells until all 60 electrons are correlated. We find that the largest effect to the configuration splitting comes from the inclusion of the inner $n \geq 3$ electron shells into the CI.

We also examined how energy levels change when excitations from additional reference configurations are included – a computationally demanding task due to the vast number of resulting configurations. Specifically, we evaluated the effect of including the $4f^{14}$ configuration, which incorporates both the shell-by-shell CI expansion and an extended $13spdfg7h$ basis. These results are listed in column “+ $4f^{14}$ ” of Table IV. Most levels show small shifts (under 20 cm^{-1}), except for the $4f^{12}5s^2 {}^3\text{P}_0$ state, which decreases by 499 cm^{-1} .

In the “extras” column, we list contributions from two additional sources: (i) SD excitations from the $4f^{12}5p^2$ even-parity configuration and single excitations from six highly-weighted odd-parity configurations in a 30-electron CI with the $4p$ shell open and (ii) triple excitations from $4f^{12}5s^2$ and $4f^{14}$ in a 14-electron CI. We limited the odd-parity excitations to singles because including SD excitations from the second most contributing odd-parity configuration, $4f^{11}5s5f^2$, was computationally infeasible. These additional reference configurations produced small differences (below 21 cm^{-1}) for $4f^{12}5s^2$, but led to significant shifts for $4f^{14} {}^1\text{S}_0$ (1385 cm^{-1}) and $4f^{13}5s$ levels ($\sim 920 \text{ cm}^{-1}$). Triple excitations contributed modestly to $4f^{14} {}^1\text{S}_0$ (588 cm^{-1}) and $4f^{12}5s^2$ (-156 cm^{-1}), but significantly to $4f^{13}5s$ ($\sim 1500 \text{ cm}^{-1}$).

TABLE IV. Contributions to Os^{16+} energies (in cm^{-1}) obtained using CI with different correlation corrections. The base run is performed with a small $7spdfg$ basis set with the $4p$ shell open. The contribution from correlating all 60 electrons in the framework of 60-electron CI is given in the column labeled “+all open.” Contributions from allowing excitations to higher basis orbitals are given in the respective columns labeled “+ nl ”. Contributions from including $4f^{14}$ and others as reference configurations are given in the columns “+ $4f^{14}$ ” and “+extras,” respectively. The extrapolation of missing contributions from the basis set expansion is given in the column “+extrap.” The last two columns display the final energies and uncertainties.

Configuration	$7g$		$+ (8-13)g$	$+ (6-12)h$	$+ (7-11)i$	$+ (8-10)k$	$+ 4f^{14}$	+extras	+extrap.	Final	Uncertainty	
	$4p$ open	+all open										
$4f^{12}5s^2$	$^3\text{H}_6$	0	0	0	0	0	0	0	0	0	0	
	$^3\text{F}_4$	9067	-28	-35	-55	-40	-9	-8	7	-16	8883	80
	$^3\text{H}_5$	20970	120	-15	29	-3	-1	0	-40	-1	21061	130
	$^3\text{F}_2$	29825	-212	-84	-423	-96	-20	-12	-40	-22	29050	490
	$^1\text{G}_4$	29055	122	-40	-18	-11	-3	-4	-44	-10	28913	140
	$^3\text{F}_3$	32028	44	-43	-272	-9	-3	-6	-58	-3	31679	290
	$^3\text{H}_4$	48881	265	-62	114	-22	-6	-5	-66	-20	49079	300
	$^3\text{D}_2$	55680	-161	-112	-931	-32	-10	-14	-107	2	54314	960
	$^1\text{I}_6$	66963	-20	-121	-1352	-46	-8	-23	-79	-57	65255	1360
	$^3\text{P}_0$	67635	-199	-160	-1393	-23	-10	-520	-83	-13	65234	1500
	$^3\text{P}_1$	72541	-165	-129	-1531	7	-2	-16	-164	-4	70537	1550
	$^3\text{P}_2$	78771	-182	-157	-1072	-22	-5	-17	-147	-22	77147	1110
$4f^{13}5s$	$^3\text{F}_4^\circ$	33684	-2195	-102	-1234	-622	21	20	2220	-717	31076	3490
	$^3\text{F}_3^\circ$	38288	-2173	-106	-1274	-640	15	20	2210	-721	35619	3490
	$^3\text{F}_2^\circ$	56181	-2083	-121	-1234	-620	20	20	2201	-716	53649	3410
	$^1\text{F}_3^\circ$	61408	-2072	-131	-1307	-652	10	20	2195	-728	58744	3430

TABLE V. Contributions to Os^{16+} energies (in cm^{-1}) obtained using CI with excitations from the increasing number of atomic subshells. The results of the base run, performed with a small $7spdfg$ basis set with the $5s$ and $4f$ shells open, are listed under column ‘ $5s4f$ ’. Contributions from opening subshells are given separately in the columns labeled “ nl contr.,” where nl indicates the subshell opened. The final energies with all 60 electrons correlated by CI are listed in column “Final.”

Configuration	$5s4f$	nl contr.									Final
		$4d$	$4p$	$4s$	$3d$	$3p$	$3s$	$2p$	$2s$	$1s$	
$4f^{12}5s^2$	$^3\text{H}_6$	0	0	0	0	0	0	0	0	0	0
	$^3\text{F}_4$	9630	-113	-450	10	-1	-40	1	0	0	9039
	$^3\text{H}_5$	21060	-83	-8	9	76	37	-2	1	0	21090
	$^3\text{F}_2$	29496	-166	-275	18	84	20	-1	2	0	29177
	$^1\text{G}_4$	30895	-459	-611	-145	33	-91	-13	3	1	29614
	$^3\text{F}_3$	32655	-317	-310	-12	75	-17	-5	2	0	32072
	$^3\text{H}_4$	49477	-210	-386	46	158	60	-1	2	0	49145
	$^3\text{D}_2$	57275	-1004	-591	-125	80	-107	-15	5	1	55519
	$^1\text{I}_6$	68808	-1647	-198	-40	94	-68	-10	3	1	66943
	$^3\text{P}_0$	69355	-1105	-615	-94	80	-182	-16	10	2	67436
	$^3\text{P}_1$	74623	-1575	-507	-82	83	-159	-16	8	2	72377
	$^3\text{P}_2$	80751	-1192	-788	-197	140	-110	-23	7	1	78589
$4f^{13}5s$	$^3\text{F}_4^\circ$	26041	8200	-557	-1824	333	-250	-323	-81	-47	31489
	$^3\text{F}_3^\circ$	30599	8227	-539	-1811	342	-247	-326	-81	-47	36115
	$^3\text{F}_2^\circ$	48599	8127	-545	-1812	405	-218	-325	-81	-47	54098
	$^1\text{F}_3^\circ$	53597	8318	-507	-1792	404	-220	-331	-81	-47	59337