

# Multi-period Asset-liability Management with Reinforcement Learning in a Regime-Switching Market

Zhongqin Gao<sup>a</sup>, Ping Chen<sup>b,\*</sup>, Xun Li<sup>c</sup>, Yan Lv<sup>a</sup>, Wenhao Zhang<sup>c</sup>

<sup>a</sup>*School of Mathematics and Statistics, Nanjing University of Science and Technology, Nanjing 210094, China*

<sup>b</sup>*The Faculty of Business and Economics, The University of Melbourne, Parkville 3010, Australia*

<sup>c</sup>*Department of Applied Mathematics, The Hong Kong Polytechnic University, Hong Kong, China*

---

## Abstract

This paper explores the mean-variance portfolio selection problem in a multi-period financial market characterized by regime-switching dynamics and uncontrollable liabilities. To address the uncertainty in the decision-making process within the financial market, we incorporate reinforcement learning (RL) techniques. Specifically, the study examines an exploratory mean-variance (EMV) framework where investors aim to minimize risk while maximizing returns under incomplete market information, influenced by shifting economic regimes. The market model includes risk-free and risky assets, with liability dynamics driven by a Markov regime-switching process. To align with real-world scenarios where financial decisions are made over discrete time periods, we adopt a multi-period dynamic model. We present an optimal portfolio strategy derived using RL techniques that adapt to these market conditions. The proposed solution addresses the inherent time inconsistency in classical mean-variance models by integrating a pre-committed strategy formulation. Furthermore, we incorporate partial market observability, employing stochastic filtering techniques to estimate unobservable market states. Numerical simulations and empirical tests on real financial data demonstrate that our method achieves superior returns, lower risk, and faster convergence compared to traditional models. These findings highlight the robustness and adaptability of our RL-based solution in dynamic and complex financial environments.

**Keywords:** Mean-Variance portfolio selection, uncontrollable liability, Exploratory, Asset-Liability Management, Regime-Switching, Reinforcement Learning

**2000 MSC:** 91B28, 93E11, 93E20

---



---

\*This research is supported by National Natural Science Foundation of China (Grant No.11671204), China Scholarship Council (No.202206840089), and Postgraduate Research & Practice Innovation Program of Jiangsu Province (Project No.KYCX22\_0392)

\*Corresponding authors

*Email addresses:* zhongqingaox@126.com (Zhongqin Gao), ping.chen@unimelb.edu.au (Ping Chen), li.xun@polyu.edu.hk (Xun Li), lvyang1998@aliyun.com (Yan Lv), wen-hao.zhang@connect.polyu.hk (Wenhao Zhang)

## 1. Introduction

Asset-Liability Management (ALM) is a critical financial strategy used by institutions such as banks, insurance companies, and pension funds to manage risks arising from the mismatch between assets (investments) and liabilities (obligations). The primary goal of ALM is to ensure that an institution can meet its present and future financial commitments while maximizing the returns on assets. For example, [Hoevenaars et al. \(2008\)](#) explored asset allocation strategies for investors with risky liabilities, addressing inflation and real interest rate risks. Similarly, [Cowley and Cummins \(2005\)](#) discussed how life insurers can apply securitization to life insurance and annuity portfolios to improve liquidity and manage risks. In the context of pension funds, [Andonov et al. \(2017\)](#) provided a detailed analysis of how factors such as regulatory incentives, fund maturity, and governance influence asset allocation and risk-taking behavior, particularly focusing on U.S. public pension systems.

Liabilities in ALM are often regarded as uncontrollable due to various external factors. These liabilities, such as pension obligations or insurance claims, must be met regardless of market conditions, making them sensitive to external influences such as interest rates and demographic shifts. For example, in public pension funds, the value of liabilities is highly influenced by the discount rate used to calculate their present value. A decrease in interest rates can substantially increase the present value of pension liabilities, creating management challenges ([Novy-Marx and Rauh \(2011\)](#)). Additionally, regulatory frameworks constrain the choice of discount rates, leading to underestimation of liabilities despite actual obligations remaining unchanged ([Andonov et al. \(2017\)](#)). Factors like changes in life expectancy and policyholder behavior, particularly in life insurance companies, add another layer of unpredictability ([Cowley and Cummins \(2005\)](#)), making liabilities difficult to manage.

Given these uncontrollable liabilities and unpredictable market conditions, portfolio selection under uncertainty has become a cornerstone of modern finance. This paper focuses on the problem of mean-variance portfolio selection in a regime-switching market, incorporating reinforcement learning (RL) to address the uncertainty inherent in the optimal control process.

The mean-variance (MV) framework, pioneered by [Markowitz \(1952\)](#), remains fundamental to portfolio optimization, aiming to minimize risk (variance) while achieving a targeted return. Despite its computational efficiency, the MV model has limitations, such as reliance on accurate parameter estimation and sensitivity to changing market conditions. Researchers have extended the MV model to account for time-varying conditions, transaction costs, and more complex asset dynamics, including [Li and Ng \(2001\)](#). A persistent challenge, however, is the time inconsistency in multi-period MV problems, where strategies optimal in the initial period may no longer be optimal in subsequent periods ([Basak and Chabakauri \(2010\)](#)). Efforts to resolve this issue, such as precommitment strategies and dynamic formulations, still remain sensitive to market parameter estimation.

The literature on mean-variance asset-liability management (MV-ALM) has advanced significantly, addressing the complexities posed by uncontrollable liabilities and stochastic market conditions. [Zhang and Chen \(2016\)](#) studied a MV-ALM problem under the constant elasticity of variance (CEV) process, deriving feedback portfolio strategies through backward stochastic differential equations (BSDEs). [Li et al. \(2018\)](#) extended this work by introducing a dynamic derivative-based investment strategy for MV-ALM with stochastic volatility. [Wei and Wang \(2017\)](#) developed a time-consistent strategy for MV-ALM with uncontrollable liabilities using forward-backward stochastic differential equations (FBSDEs), while [Zhang et al. \(2020\)](#) proposed a debt-ratio-based strategy for incorporating debt management into MV-ALM. [Peng and Chen \(2021\)](#) investigated MV-ALM under partial information, deriving strategies when liability processes are not fully observable. Collectively, these studies address the challenges posed by stochastic liabilities and dynamic market conditions in portfolio optimization.

Regime-switching models, introduced by [Hamilton \(1989\)](#), provide a way to capture the cyclical behavior of financial markets, where asset returns are influenced by different economic regimes, such as bull and bear markets. These models, which describe non-linear market behavior, have been shown to enhance the robustness of investment strategies, see [Ang and Bekaert \(2002\)](#) and [Hardy \(2001\)](#). However, regime-switching adds complexity, as investors must estimate both asset parameters and transition probabilities between regimes, often using filtering techniques to handle partial observability.

The application of regime-switching models in ALM has significantly advanced the understanding of dynamic market conditions. [Chen et al. \(2008\)](#) introduced a continuous-time regime-switching model for ALM, demonstrating the impact of regime-switching on the efficient frontier. [Chen and Yang \(2011\)](#) extended the MV-ALM framework to a multi-period setting with regime-switching, providing analytical solutions for portfolio optimization under changing market conditions. [Wei et al. \(2013\)](#) addressed time-consistent strategies in a regime-switching environment using the extended Hamilton-Jacobi-Bellman (HJB) equation, while [Yao et al. \(2016\)](#) developed dynamic ALM models with stochastic cash flows, enhancing portfolio management in uncertain markets.

With the rapid advancement of computing power, RL has become a powerful tool for addressing uncertainty in financial markets. Rooted in machine learning, RL focuses on decision-making in environments with incomplete information, enabling the development of optimal strategies through direct interaction with the environment (see [Sutton and Barto \(1998\)](#)). In recent years, RL has been increasingly applied to various financial problems, such as portfolio management. It eliminates the need for explicit model parameter estimation by continuously learning from real-time market data, as demonstrated by [Deng et al. \(2016\)](#). A key strength of RL is its ability to balance exploration and exploitation in optimizing investment strategies, dynamically adjusting to new information as it becomes available. Recent advancements, particularly in deep reinforcement learning (DRL), have significantly improved the scalability and performance of these algorithms, especially in high-dimensional and complex environments, as discussed in [Liang et al. \(2018\)](#).

However, integrating RL with traditional financial models, such as mean-variance optimization, is still an evolving area, particularly when factoring in real-world complexities like regime-switching and uncontrollable liabilities.

RL has proven to be an effective approach in solving dynamic portfolio optimization problems. [Jia and Zhou \(2022\)](#) proposed an RL algorithm for continuous-time mean-variance portfolio selection, comparing it with DRL methods such as deep deterministic policy gradient (DDPG) and proximal policy optimization (PPO). Their algorithm demonstrates superior performance in achieving mean-variance efficiency in real financial markets. Building on this, [Dai et al. \(2023\)](#) developed a learning equilibrium mean-variance strategy that addresses time inconsistency in multi-period portfolio selection using RL. Additionally, [Wang and Zhou \(2020\)](#) framed continuous-time mean-variance portfolio optimization as an RL problem, providing a theoretical foundation and empirical results that highlight the potential of RL in financial decision-making. [Hamblly et al. \(2023\)](#) offered an overview of recent advances in RL applications in finance, underscoring its scalability and adaptability in asset management. Finally, [Cui et al. \(2022\)](#) presented a comprehensive survey on multi-period mean-variance portfolio selection models, examining the challenges and solutions of applying dynamic programming and RL to multi-period investment problems.

Building on the work of [Cui et al. \(2023\)](#) and [Wu and Li \(2024\)](#), this paper contributes to the literature by exploring an ALM model with regime-switching and uncontrollable liabilities in a multi-period framework. We develop an RL algorithm to solve the exploratory mean-variance (EMV) portfolio selection problem under both fully and partially observable market regimes. The RL algorithm follows a policy improvement framework, iteratively refining the portfolio selection strategy at each step to ensure convergence toward the optimal solution. To address the constraints of the portfolio optimization problem, we introduce a self-correcting scheme for learning the Lagrange multiplier. The algorithm is designed to operate in both fully observable and partially observable environments. In scenarios with partial information, where market regimes are not fully observable, a stochastic filtering technique is used to estimate the hidden states. This filtering step transforms the problem into a form that enables the RL algorithm to function effectively.

We provide a detailed analysis of the RL-based algorithms through both simulation and empirical studies, and compare three approaches: PoEMV-1 (which incorporates market regime learning), PoEMV-2 (which disregards regime learning), and CoEMV (the classical approach under complete information).

Key findings from the simulation study demonstrate that:

- The PoEMV-1 algorithm consistently outperforms both PoEMV-2 and CoEMV, achieving better mean returns, lower variance, and superior Sharpe ratios. It exhibits faster convergence and less volatility in terminal wealth.
- The inclusion of market state learning in PoEMV-1 significantly improves the portfolio’s ability to approach the target wealth with less fluctuation compared to PoEMV-2, which does not incorporate

this learning process.

- Empirical studies using real financial data (S&P 500 index) further validate the effectiveness of PoEMV-1, showcasing its robust performance in regime-switching environments. The PoEMV-1 algorithm adapts to market changes and outperforms traditional control approaches in terms of risk-adjusted returns.

The remainder of this paper is organized as follows. Section 2 introduces the problem formulation, reviewing the classical multi-period mean-variance portfolio selection model and extending it to the regime-switching exploratory mean-variance (EMV) model with uncontrollable liabilities. In Section 3, we derive the solution to the EMV problem, first under the assumption of complete information and later addressing partial information through stochastic filtering techniques. Section 4 presents the reinforcement learning (RL) algorithm designed to solve the EMV problem in both completely and partially observable market regimes. Numerical results and simulations demonstrating the performance of the proposed RL-based portfolio strategies are provided in Section 5. Finally, Section 6 concludes the paper, summarizing the contributions and discussing potential future research directions.

## 2. Problem formulation

Specify  $[0, T]$  as a fixed investment planning horizon. Let  $(\Omega, \mathcal{F}, \{\mathcal{F}_t\}_{t \in [0, T]}, \mathbb{P})$  be a filtered probability space, where  $\mathcal{F}_t$  represents the information available in the financial market up to time  $t$  for investors. The investors want to earn more return and take less risk at the planning time  $T$ . Based on, we need to select an objective function that balances the return and the risk, and the mean-variance criterion is an appropriate choice. In this section, we first review the classical multi-period mean-variance (MV) portfolio selection problem, and then introduce the regime-switching exploratory mean-variance (EMV) problem with uncontrollable liability studied in this paper.

### 2.1. Classical multi-period MV problem

In a time horizon with  $T$  time periods, we consider a financial market composed of two assets: one risk-free asset and one risky asset. The return rate of the risk-free asset is given by a constant  $r_f \geq 0$ , and  $r_t$  is the excess return of risky asset from period  $t$  to  $t+1$ , which subjects to a distribution with mean  $a$  and variance  $\sigma^2$ , and  $\{r_t, t = 0, 1, \dots, T-1\}$  are statistically independent. Denote by  $\{x_t^u, t = 0, 1, \dots, T\}$  the wealth process of an investor who rebalances the portfolio investing in the risky and riskless assets under investment strategy  $u = \{u_0, u_1, \dots, u_{T-1}\}$ , where  $u_t$  is the amount invested in the risky asset at time period  $t$  and  $x_t^u$  is supposed to be adapted to  $\mathcal{F}_t$ . We assume that transactions are carried out at the beginning of every time period with no transaction cost or tax charged. Then, the dynamics of wealth process is defined

as

$$x_{t+1}^u = r_f x_t^u + r_t u_t, \quad t = 0, 1, \dots, T-1, \quad (2.1)$$

with an initial endowment being  $x_0^u = x_0 > 0$ .

The classical multi-period MV portfolio selection problem aims to find the optimal admissible investment strategy such that the variance of the terminal wealth is minimized for a given investment target  $d$ , i.e.

$$\min_u \text{Var}(x_T^u) = \mathbb{E}[(x_T^u)^2] - d^2, \quad \text{s.t. } \mathbb{E}[x_T^u] = d \text{ and (2.1)}. \quad (2.2)$$

It is well-known that the problem (2.2) is time-inconsistent due to the variance term in the objective, and there is generally no dynamically optimal solution. In this paper, we focus on finding the optimal precommitted strategy, which is optimal only at  $t = 0$ . Following Li and Ng (2001), we introduce a Lagrange multiplier  $w \in \mathbb{R}$  to transform the constrained problem (2.2) into an unconstrained problem as

$$\min_u \mathbb{E}[x_T^u]^2 - d^2 - 2w(\mathbb{E}[x_T^u] - d) = \min_u \mathbb{E}[(x_T^u - w)^2] - (w - d)^2, \quad \text{s.t. (2.1)}. \quad (2.3)$$

This problem can be solved analytically and its optimal solution denoted by  $u^* = \{u_0^*, u_1^*, \dots, u_{T-1}^*\}$  depends on  $w$ . The optimal multiplier  $w^*$  can be obtained by solving  $\mathbb{E}[x_T^{u^*}] = d$ .

Given the complete knowledge of the model parameters, the classical MV problem (2.2) and many of its variants have been solved rather completely. When implementing these solutions, one needs to estimate the market parameters from historical time series of asset prices, a procedure known as identification in classical adaptive control. However, in practice, it is difficult to estimate the investment opportunity parameters, especially the mean return with a workable accuracy. Moreover, the classical optimal MV strategies are often extremely sensitive to these parameters, largely due to the procedure of inverting ill-conditioned variance-covariance matrices to obtain optimal allocation weights. In view of these two issues, the solutions can be greatly irrelevant to the underlying investment objective. Our focus is on how to solve the unconstrained problem (2.3) for a fixed  $w$  by reinforcement learning (RL) in a regime-switching market.

## 2.2. Regime-switching EMV problem with uncontrollable liability

RL techniques do not require or even often skip any estimation of model parameters. RL algorithms, driven by historical data, output optimal allocations directly. This is made possible by direct interactions with the unknown investment environment, in an exploring (learning) while exploiting (optimizing) fashion. To effectively implement the optimal solution, we consider the EMV portfolio selection problem within the framework of RL. Meanwhile, to better simulate the market environment, we incorporate regime-switching and uncontrollable liability into our analysis. Now, we will proceed to introduce the market state, asset process, liability process and the corresponding EMV problem.

### 2.2.1. Financial market

Suppose two types of risky assets are available for investment, labeled as 0 and 1, respectively. From an economic standpoint, the return rates of the assets can be influenced by the market state, while the market state inevitably change over time.

We assume that the return rates of the risky assets depend on the market regime process, which is described by a multi-period homogeneous Markov chain  $\varepsilon = \{\varepsilon_t\}_{t \in [0, T-1]}$  with the state space  $\mathcal{M} = \{1, 2\}$ . The two-regime case is frequently examined in both research and practice, which interprets one regime as a bull market and the other as a bear market. For the Markov chain  $\varepsilon$ , we characterize its transition probability matrix as  $P = (P_{ij})_{2 \times 2}$ ,  $(i, j \in \mathcal{M})$ , where  $P_{ij} \geq 0$  stands for the one-step transition probability of  $\varepsilon$  from regime  $i$  to regime  $j$ , and  $\sum_{j=1}^2 P_{ij} = 1$ . The return rates of the risky assets labeled as 0 and 1 at time period  $t$  are denoted by a vector  $e_t(\varepsilon_t) = (e_t^0(\varepsilon_t), e_t^1(\varepsilon_t))'$ , where  $e_t^k(\varepsilon_t)$  is the random return of asset  $k \in \{0, 1\}$  at time period  $t$ . By the Markov property of  $\varepsilon$ , vectors  $\{e_t(\varepsilon_t)\}_{t \in [0, T-1]}$  are no longer independent, this differs significantly from the model presented in [Li and Ng \(2001\)](#). However, under fixed market mode  $i \in \mathcal{M}$ , vectors  $\{e_t(i)\}_{t \in [0, T-1]}$  are assumed independent, as well as  $e_t^0(i)$  and  $e_t^1(i)$  being independent. The mean and covariance of  $e_t(i)$  are respectively denoted as

$$\mathbb{E}[e_t(i)] = \begin{pmatrix} \mathbb{E}[e_t^0(i)] \\ \mathbb{E}[e_t^1(i)] \end{pmatrix}, \quad \text{cov}(e_t(i)) = \begin{pmatrix} \sigma_t^{00}(i) & \sigma_t^{01}(i) \\ \sigma_t^{10}(i) & \sigma_t^{11}(i) \end{pmatrix}.$$

Certainly,  $\mathbb{E}[e_t(i)e_t'(i)] = \text{cov}(e_t(i)) + \mathbb{E}[e_t(i)]\mathbb{E}[e_t'(i)]$ . It is reasonable to assume that  $\mathbb{E}[e_t(i)e_t'(i)]$  is positive definite for all  $t \in [0, T-1]$  and  $i \in \mathcal{M}$ , i.e.  $\mathbb{E}[e_t(i)e_t'(i)] > 0$ . Otherwise, there is no need to invest in the risky assets.

### 2.2.2. Surplus process

Under the framework of RL, denote by  $u_t^\pi$  the amount invested in the risky asset labeled as 1 at the beginning of the  $t$ -th time period, which is randomized and represents exploration (learning), leading to a measure-valued or distributional control process  $u^\pi = \{u_t^\pi\}_{t \in [0, T-1]}$  whose density function is expressed as  $\pi = \{\pi_t\}_{t \in [0, T-1]}$ . We assume that  $e_t(\varepsilon_t)$  is independent of  $u_t^\pi$ . Note that the investment strategy  $u^\pi$  satisfies the self-financing assumption and other standard conditions for admissibility outlined in [Definition 2.1](#). The amount invested in the risky asset labeled as 0 at the beginning of the  $t$ -th time period is then equal to  $x_t^\pi - u_t^\pi$ . Thus, the asset value dynamics can be written as

$$x_{t+1}^\pi = e_t^0(\varepsilon_t)(x_t^\pi - u_t^\pi) + e_t^1(\varepsilon_t)u_t^\pi = e_t^0(\varepsilon_t)x_t^\pi + (e_t^1(\varepsilon_t) - e_t^0(\varepsilon_t))u_t^\pi, \quad (2.4)$$

where  $x_0^\pi = x_0$  is the initial asset of investor. The (distributional) control (or portfolio/strategy) process  $\pi$  is to model exploration, whose overall level is in turn captured by its accumulative differential entropy

$$\mathcal{H}(\pi) := - \sum_{t=0}^{T-1} \int_{\mathbb{R}} \pi_t(u) \ln \pi_t(u) du.$$

Incorporating uncontrollable liability into our model allows for a more comprehensive evaluation of financial status, risk factors and decision-making processes. This kind of problem is also referred to as asset-liability management problem. Let  $l_t$  be the liability value of the investor at the beginning of the  $t$ -th time period, denoted as

$$l_{t+1} = q_t(\varepsilon_t)l_t, \quad (2.5)$$

where  $q_t(i)$  is the random liability return independent of  $e_t(i)$  with  $\varepsilon_t = i \in \mathcal{M}$ . From (2.4) and (2.5), the surplus value, representing the difference between asset and liability, can be expressed as

$$S_{t+1}^\pi := x_{t+1}^\pi - l_{t+1} = e_t^0(\varepsilon_t)x_t^\pi + (e_t^1(\varepsilon_t) - e_t^0(\varepsilon_t))u_t^\pi - q_t(\varepsilon_t)l_t. \quad (2.6)$$

The terminal surplus is  $S_T^\pi = x_T^\pi - l_T$ . The definition of admissible strategies is given below.

**Definition 2.1.** A strategy  $\pi = \{\pi_t\}_{t \in [0, T-1]}$  is admissible, if it satisfies the following conditions:

- (i)  $\pi_t(\cdot)$  is a density function of absolutely continuous probability measures on  $\mathbb{R}$  for any  $t \in [0, T-1]$ , and for each  $A \in \mathcal{B}(\mathbb{R})$ ,  $\int_A \pi_t(u)du$  is  $\mathcal{F}_t$ -measurable;
- (ii)  $\mathbb{E}_{t,x,l}[\sum_{s=t}^{T-1} \int_{\mathbb{R}} u^2 \pi_s(u)du \mid \mathcal{F}_t]$  is finite for any  $t \in [0, T-1]$ ;
- (iii)  $\mathbb{E}_{t,x,l}[|(S_T^\pi - \omega)^2 + \lambda \sum_{s=t}^{T-1} \int_{\mathbb{R}} \pi_s(u) \ln \pi_s(u)du \mid \mathcal{F}_t]$  is finite for any  $t \in [0, T-1]$ ,

where  $\mathbb{E}_{t,x,l}[\cdot \mid \mathcal{F}_t] := \mathbb{E}[\cdot \mid \mathcal{F}_t, x_t^\pi = x, l_t = l]$ , and  $\mathcal{B}(\mathbb{R})$  is the Borel  $\sigma$ -algebra on  $\mathbb{R}$ .

It is important to note that (2.6) shows the dynamics of the surplus under the complete information case in which the investor can observe the present values of both asset and liability, as well as the regime of the market. However, the market regime is unobservable in practice, i.e. the investor cannot directly observe the return rate, but only asset and liability values. We introduce the filtration  $\mathcal{F}^{x,l} := \{\mathcal{F}_t^{x,l}\}_{t \in [0, T]}$  with  $\mathcal{F}_t^{x,l} := \sigma\{x_s, l_s \mid s \in [0, t]\}$  to specifically denote the flow of information that is available to investors in practice. Therefore, the investment strategy  $u^\pi$  is  $\mathcal{F}^{x,l}$ -adapted and the regime process  $\varepsilon$  is not  $\mathcal{F}^{x,l}$ -adapted.

### 2.2.3. Optimization problem

In the framework of RL, the entropy-regularized objective function of the EMV portfolio selection problem with uncontrollable liability and regime-switching market is defined as, for any fixed  $w \in \mathbb{R}$ ,

$$\begin{aligned} J_t^\pi(x, l; w) &:= \mathbb{E}_{t,x,l}[(S_T^\pi - w)^2 + \lambda \sum_{s=t}^{T-1} \int_{\mathbb{R}} \pi_s(u) \ln \pi_s(u)du \mid \mathcal{F}_t^{x,l}] - (w - d)^2 \\ &= \mathbb{E}_{t,x,l}[(x_T^\pi)^2 - 2wx_T^\pi - 2x_T^\pi l_T + l_T^2 + 2wl_T + \lambda \sum_{s=t}^{T-1} \int_{\mathbb{R}} \pi_s(u) \ln \pi_s(u)du \mid \mathcal{F}_t^{x,l}] - d^2 + 2wd, \end{aligned} \quad (2.7)$$



where  $\lambda > 0$  is the exploration weight (or temperature parameter) reflecting the trade-off between exploration and exploitation. The EMV problem aims to minimize the objective function (2.7), this can be formalized as

$$J_t^*(x, l; w) := \min_{\pi} J_t^{\pi}(x, l; w), \quad (2.8)$$

with  $J_T^*(x, l; w) = (x - l - w)^2 - (w - d)^2$ . Function  $J_t^*$  also termed as the value function. Note that in problem (2.8), the state space is two dimensional composed of the current wealth level and the current liability level under the current regime.

### 3. Solution to the EMV problem

This section focuses on solving the EMV portfolio selection problem (2.8). For the case of partial information, we first using the stochastic filtering theory to transform problem (2.8) into one under complete information. Subsequently, by utilizing the Bellman principle, we obtain the value function and the corresponding optimal investment strategy. For comparison, we begin by presenting the value function and the optimal investment strategy under completion information, where the market regime is observable for investor.

#### 3.1. Optimal strategy under completely observable

We assume that the investors can observe the market state  $\varepsilon_t$  at time period  $t \in [0, T]$ , and their available information flow is  $\mathcal{F} = \{\mathcal{F}_t\}_{t \in [0, T]}$ . Then, the investment strategy  $\pi^c$  is  $\mathcal{F}$ -adapted. In this completely observable situation, the wealth process and the liability process are governed by (2.4) and (2.5), respectively, while the objective function is defined by

$$\begin{aligned} J_t^{\pi^c}(x, l; w) &= J_t^{\pi^c}(x, l, \varepsilon; w) := \mathbb{E}_{t, x, l, \varepsilon}[(S_T^{\pi^c} - w)^2 + \lambda \sum_{s=t}^{T-1} \int_{\mathbb{R}} \pi_s^c(u) \ln \pi_s^c(u) du] - (w - d)^2 \\ &= \mathbb{E}_{t, x, l, \varepsilon}[(x_T^{\pi^c})^2 - 2wx_T^{\pi^c} - 2x_T^{\pi^c}l_T + l_T^2 + 2wl_T + \lambda \sum_{s=t}^{T-1} \int_{\mathbb{R}} \pi_s^c(u) \ln \pi_s^c(u) du] - d^2 + 2wd, \end{aligned}$$

where  $\mathbb{E}_{t, x, l, \varepsilon}[\cdot] := \mathbb{E}[\cdot \mid x_t^{\pi^c} = x, l_t = l, \varepsilon_t = \varepsilon]$ . The corresponding EMV problem is

$$J_t^{c*}(x, l, \varepsilon; w) := \min_{\pi^c \in \Pi^c} J_t^{\pi^c}(x, l, \varepsilon; w), \quad (3.1)$$

with

$$J_T^{c*}(x, l, \varepsilon; w) = (x - l - w)^2 - (w - d)^2. \quad (3.2)$$

where  $\Pi^c$  denotes the set of all admissible strategies. An investment strategy  $\pi^c$  belongs to  $\Pi^c$  if  $\pi^c$  satisfies (i)-(iii) in Definition 2.1, where  $\mathbb{E}_{t, x, l}[\cdot \mid \mathcal{F}_t]$  is substituted with  $\mathbb{E}_{t, x, l, \varepsilon}[\cdot]$ .

Let the pairs of first and second moments of  $e_t^0(i)$ ,  $e_t^1(i) - e_t^0(i)$  and  $q_t(i)$  be denoted as  $(A_{0,t}, B_{0,t})$ ,  $(A_{1,t}, B_{1,t})$  and  $(A_{2,t}, B_{2,t})$  with  $\varepsilon_t = i \in \mathcal{M}$ , respectively. These values relate to  $\varepsilon_t$  but are simplified here. Note that  $A_{1,t} = \mathbb{E}[e_t^1(i)] - A_{0,t}$ ,  $B_{1,t} = \mathbb{E}[(e_t^1(i))^2] - 2A_{0,t}(A_{0,t} + A_{1,t}) + B_{0,t}$ . Without loss of generality, assume that for any time-dependent function  $y$ ,  $\prod_{k=t}^T y_k = 1$  and  $\sum_{k=t}^T y_k = 0$  if  $t > T$ . The following theorem provides the value function and optimal investment strategy for the completely observable EMV (CoEMV) case. Its proof is deferred to [Appendix A.1](#).

**Theorem 3.1.** *For  $(t, x, l, \varepsilon) \in [0, T] \times \mathbb{R} \times \mathbb{R} \times \mathcal{M}$ , the value function  $J_t^{c*}(x, l, \varepsilon; w)$  of the CoEMV portfolio selection problem (3.1) with fixed  $w \in \mathbb{R}$  is given by*

$$\begin{aligned} J_t^{c*}(x, l, \varepsilon; w) = & \frac{\lambda}{2} \ln \prod_{k=t}^{T-1} \left( \frac{B_{1,k}}{\pi \lambda} \prod_{j=k+1}^{T-1} \frac{F_{1,j}}{B_{1,j}} \right) + \left( \prod_{k=t}^{T-1} \frac{F_{1,k}}{B_{1,k}} \right) x^2 - 2 \left( \prod_{k=t}^{T-1} \frac{F_{2,k}}{B_{1,k}} \right) (w + l \prod_{k=t}^{T-1} A_{2,k}) x \\ & - (w + l \prod_{k=t}^{T-1} A_{2,k})^2 \sum_{k=t}^{T-1} \left( \frac{A_{1,k}^2}{B_{1,k}} \prod_{j=k+1}^{T-1} \frac{F_{2,j}^2}{B_{1,j} F_{1,j}} \right) + 2 \left( \prod_{k=t}^{T-1} A_{2,k} \right) w l + \left( \prod_{k=t}^{T-1} B_{2,k} \right) l^2 - d^2 + 2wd, \end{aligned} \quad (3.3)$$

where

$$F_{1,t} := B_{0,t} B_{1,t} - (A_{0,t} A_{1,t} - (B_{0,t} - A_{0,t}^2))^2, \quad (3.4)$$

$$F_{2,t} := A_{0,t} (B_{1,t} - A_{1,t}^2) + A_{1,t} (B_{0,t} - A_{0,t}^2). \quad (3.5)$$

The optimal feedback control is Gaussian with density function

$$\begin{aligned} \pi_t^{c*}(u; x, l, \varepsilon, w) = & \mathcal{N} \left( u \mid - \left( \frac{A_{0,t} A_{1,t} - (B_{0,t} - A_{0,t}^2)}{B_{1,t}} x - \frac{A_{1,t}}{B_{1,t}} \left( \prod_{k=t+1}^{T-1} \frac{F_{2,k}}{F_{1,k}} \right) (w + l \prod_{k=t}^{T-1} A_{2,k}) \right), \right. \\ & \left. \frac{\lambda}{2 B_{1,t}} \prod_{k=t+1}^{T-1} \frac{B_{1,k}}{F_{1,k}} \right). \end{aligned} \quad (3.6)$$

**Remark 3.1.** Suppose that changes in the market state do not affect the return rates of the assets and liabilities. Then, by redefining  $e_t(\varepsilon_t)$  and  $q_t(\varepsilon_t)$  as independent random variables  $e_t$  and  $q_t$ , and both of which are independent of  $\varepsilon_t$ , the optimal strategy  $\pi_t^{c*}$  given by (3.6) can be simplified to that of the EMV problem considering liability but without regime-switching.

**Remark 3.2.** Let  $e_t^0(\varepsilon_t) \equiv r_f$  represent the constant return rate for the risk-free asset,  $e_t^1(\varepsilon_t) - e_t^0(\varepsilon_t) \equiv r_t$  denote the excess return of risky asset following a normal distribution with mean  $a$  and variance  $\sigma^2$ , and  $q_t(\varepsilon_t) \equiv 0$  indicate the absence of liabilities. Then, the optimal strategy  $\pi_t^{c*}$  given by (3.6) can be reduced to that of the EMV problem without liability and regime-switching, i.e.

$$\pi_t^{c*}(u; x, w) = \mathcal{N} \left( u \mid - \frac{ar_f(x - \rho_t w)}{a^2 + \sigma^2}, \frac{\lambda}{2(a^2 + \sigma^2)} \left( \frac{a^2 + \sigma^2}{\sigma^2 r_f^2} \right)^{T-t-1} \right),$$

where  $\rho_t = (r_f^{-1})^{T-t}$ , consistent with Theorem 1 in [Cui et al. \(2023\)](#).

### 3.2. Stochastic filtering

To solve the partially observable EMV (PoEMV) portfolio selection problem (2.8), we use the filtering technique to filter the unobservable market states from the observable information. For  $t \in [0, T]$ , the filtering process for the Markov chain  $\varepsilon$  is defined as

$$\hat{p}_t := \mathbb{P}(\varepsilon_t = 1 \mid \mathcal{F}_t^{x,l}), \quad (3.7)$$

which is the probability of the market being in regime 1 given the observable partial information up to time  $t$ . Here,  $\hat{p}_0 := \mathbb{P}(\varepsilon_0 = 1)$  is the initial distribution of the market state and is assumed to be known. In Dai et al. (2010) it is shown that both 0 and 1 are entrance boundaries for the filtering process  $\hat{p}$ , which means that a process starting at these points enters the interval  $(0, 1)$ , and once inside, the process will not reach 0 or 1 within a finite time. Our analysis assumes an initial value  $\hat{p}_0 \in (0, 1)$ , thus confining the state space to the open interval  $(0, 1)$ , excluding the endpoints. The filtering (3.7) refers to the sequential update of the probability distribution on the state  $\varepsilon$  given the accumulated information  $\mathcal{F}^{x,l}$ , where the filtering update from time  $t$  to time  $t+1$  may be broken into two steps: *prediction*, which is based on the state evolution, using the Markov kernel for the stochastic dynamical system that maps  $\mathbb{P}(\varepsilon_t \mid \mathcal{F}_t^{x,l})$  into  $\mathbb{P}(\varepsilon_{t+1} \mid \mathcal{F}_t^{x,l})$ ; and *analysis*, which incorporates information via Bayes's formula and maps  $\mathbb{P}(\varepsilon_{t+1} \mid \mathcal{F}_t^{x,l})$  into  $\mathbb{P}(\varepsilon_{t+1} \mid \mathcal{F}_{t+1}^{x,l})$ . From Elliott et al. (1997), we can deduce the following lemma.

**Lemma 3.1.** *For  $t = 0, 1, \dots, T-1$ , the filtering process  $\hat{p}_t$  satisfies*

$$\hat{p}_{t+1} = P_{21} + \hat{p}_t(P_{11} - P_{21}) = P_{21} \sum_{k=0}^t (P_{11} - P_{21})^k + \hat{p}_0(P_{11} - P_{21})^{t+1}. \quad (3.8)$$

In addition, we have  $\sigma(x_s^\pi, l_s, s \leq t) = \sigma(\hat{p}_s, s \leq t)$ .

*Proof.* By Bayes's formula, we have

$$\begin{aligned} \hat{p}_{t+1} &= \mathbb{P}(\varepsilon_{t+1} = 1 \mid \mathcal{F}_{t+1}^{x,l}) = \mathbb{P}(\varepsilon_{t+1} = 1 \mid \mathcal{F}_t^{x,l}, x_{t+1}^\pi, l_{t+1}) \\ &= \frac{\mathbb{P}(x_{t+1}^\pi, l_{t+1} \mid \varepsilon_{t+1} = 1, \mathcal{F}_t^{x,l}) \cdot \mathbb{P}(\varepsilon_{t+1} = 1 \mid \mathcal{F}_t^{x,l})}{\mathbb{P}(x_{t+1}^\pi, l_{t+1} \mid \mathcal{F}_t^{x,l})} \\ &= \frac{\mathbb{P}(x_{t+1}^\pi, l_{t+1} \mid \mathcal{F}_t^{x,l})}{\mathbb{P}(x_{t+1}^\pi, l_{t+1} \mid \mathcal{F}_t^{x,l})} \sum_{\varepsilon_t \in \mathcal{M}} \mathbb{P}(\varepsilon_{t+1} = 1 \mid \varepsilon_t) \mathbb{P}(\varepsilon_t \mid \mathcal{F}_t^{x,l}) \\ &= P_{21} \cdot \mathbb{P}(\varepsilon_t = 2 \mid \mathcal{F}_t^{x,l}) + P_{11} \cdot \hat{p}_t = P_{21}(1 - \hat{p}_t) + P_{11} \cdot \hat{p}_t = P_{21} + \hat{p}_t(P_{11} - P_{21}), \end{aligned}$$

where the fourth equality relies on the relationship  $\mathbb{P}(x_{t+1}^\pi, l_{t+1} \mid \varepsilon_{t+1} = 1, \mathcal{F}_t^{x,l}) = \mathbb{P}(x_{t+1}^\pi, l_{t+1} \mid \mathcal{F}_t^{x,l})$ , stemming from the fact that,  $\varepsilon_{t+1}$  cannot improve upon perfect knowledge of the variables  $x_{t+1}^\pi$  and  $l_{t+1}$ . After iterating the recursive formula above for  $t$  times, we can obtain (3.8).  $\square$

The filtered return rates of asset and liability at time period  $t$  are defined as, respectively,

$$\hat{e}_t(\varepsilon_t) := \mathbb{E}[e_t(\varepsilon_t) \mid \mathcal{F}_t^{x,l}] = (\mathbb{E}[e_t(1)] - \mathbb{E}[e_t(2)])\hat{p}_t + \mathbb{E}[e_t(2)], \quad (3.9)$$

$$\hat{q}_t(\varepsilon_t) := \mathbb{E}[q_t(\varepsilon_t) \mid \mathcal{F}_t^{x,l}] = (\mathbb{E}[q_t(1)] - \mathbb{E}[q_t(2)])\hat{p}_t + \mathbb{E}[q_t(2)]. \quad (3.10)$$

We then obtain the dynamics of the surplus adapted to the observable filtration  $\mathcal{F}^{x,l}$  as

$$\hat{S}_{t+1}^\pi := \hat{x}_{t+1}^\pi - \hat{l}_{t+1},$$

where  $\hat{x}_0^\pi = x_0$  and  $\hat{l}_0 = l_0$  are the initial wealth and liability, respectively, and

$$\hat{x}_{t+1}^\pi = \hat{e}_t^0(\varepsilon_t)\hat{x}_t^\pi + (\hat{e}_t^1(\varepsilon_t) - \hat{e}_t^0(\varepsilon_t))u_t^\pi, \quad \text{and} \quad \hat{l}_{t+1} = \hat{q}_t(\varepsilon_t)\hat{l}_t. \quad (3.11)$$

From Lemma 3.1 we have, for  $\hat{x}_t^\pi = x_t^\pi = x$ ,  $\hat{l}_t = l_t = l$  and  $\hat{p}_t = \hat{p}$ ,  $\mathbb{E}_{t,x,l}[S_{t+1}^\pi \mid \mathcal{F}_t^{x,l}] = \mathbb{E}_{t,x,l,\hat{p}}[S_{t+1}^\pi] = \hat{S}_{t+1}^\pi$ , where  $\mathbb{E}_{t,x,l,\hat{p}}[\cdot] := \mathbb{E}[\cdot \mid x_t^{\pi^c} = x, l_t = l, \hat{p}_t = \hat{p}]$ . Consequently, the EMV problem (2.8) can be solved as in the complete information case. This result is called the separation principle in the literature, which separates the stochastic control problem under partial information into filtering and control under complete information. The validity of the separation principle for the MV problem with partial information is established in Xiong and Zhou (2007) for general price dynamics with unobservable drift. The objective function (2.7) can be further rewritten as

$$\begin{aligned} J_t^\pi(x, l; w) &= \hat{J}_t^\pi(x, l, \hat{p}; w) := \mathbb{E}_{t,x,l,\hat{p}}[(S_T^\pi - w)^2 + \lambda \sum_{s=t}^{T-1} \int_{\mathbb{R}} \pi_s(u) \ln \pi_s(u) du] - (w - d)^2 \\ &= \mathbb{E}_{t,x,l,\hat{p}}[(x_T^\pi)^2 - 2wx_T^\pi - 2x_T^\pi l_T + l_T^2 + 2wl_T + \lambda \sum_{s=t}^{T-1} \int_{\mathbb{R}} \pi_s(u) \ln \pi_s(u) du] - d^2 + 2wd. \end{aligned}$$

The EMV problem (2.8) can be reformulated as

$$\hat{J}_t^*(x, l, \hat{p}; w) := \min_{\pi \in \Pi} \hat{J}_t^\pi(x, l, \hat{p}; w), \quad (3.12)$$

with

$$\hat{J}_T^*(x, l, \hat{p}; w) = (x - l - w)^2 - (w - d)^2, \quad (3.13)$$

where  $\Pi$  denotes the set of all admissible strategies. An investment strategy  $\pi$  belongs to  $\Pi$  if  $\pi$  satisfies (i)-(iii) in Definition 2.1, where  $\mathbb{E}_{t,x,l}[\cdot \mid \mathcal{F}_t]$  is substituted with the filtered expectation  $\mathbb{E}_{t,x,l,\hat{p}}[\cdot]$ .

### 3.3. Optimal strategy under partially observable

Now, the Bellman's principle is applied to solve problem (3.12). Let the pairs of first and second moments of the filtered evaluation of  $e_t^0(\varepsilon_t)$ ,  $e_t^1(\varepsilon_t) - e_t^0(\varepsilon_t)$  and  $q_t(\varepsilon_t)$  be denoted as  $(\hat{A}_{0,t}, \hat{B}_{0,t})$ ,  $(\hat{A}_{1,t}, \hat{B}_{1,t})$

and  $(\hat{A}_{2,t}, \hat{B}_{2,t})$ , respectively, i.e.

$$\hat{A}_{0,t} = \hat{e}_t^0(\varepsilon_t), \quad \hat{A}_{1,t} = \hat{e}_t^1(\varepsilon_t) - \hat{e}_t^0(\varepsilon_t), \quad \text{and} \quad \hat{A}_{2,t} = \hat{q}_t(\varepsilon_t), \quad (3.14)$$

$$\hat{B}_{0,t} = \mathbb{E}[(e_t^0(\varepsilon_t))^2 | \mathcal{F}_t^{x,l}] = \mathbb{E}[(e_t^0(1))^2] \hat{p}_t + \mathbb{E}[(e_t^0(2))^2] (1 - \hat{p}_t), \quad (3.15)$$

$$\hat{B}_{1,t} = \mathbb{E}[(e_t^1(\varepsilon_t) - e_t^0(\varepsilon_t))^2 | \mathcal{F}_t^{x,l}] \quad (3.16)$$

$$= \mathbb{E}[(e_t^1(1))^2] \hat{p}_t + \mathbb{E}[(e_t^1(2))^2] (1 - \hat{p}_t) - 2\hat{e}_t^1(\varepsilon_t)\hat{e}_t^0(\varepsilon_t) + \hat{B}_{0,t},$$

$$\hat{B}_{2,t} = \mathbb{E}[(q_t(\varepsilon_t))^2 | \mathcal{F}_t^{x,l}] = \mathbb{E}[(q_t(1))^2] \hat{p}_t + \mathbb{E}[(q_t(2))^2] (1 - \hat{p}_t). \quad (3.17)$$

We present the following result, the proof of which is similar to that of Theorem 3.1, with additional details provided at the end of Appendix A.1.

**Theorem 3.2.** *For  $(t, x, l, \hat{p}) \in [0, T] \times \mathbb{R} \times \mathbb{R} \times (0, 1)$ , the value function  $\hat{J}_t^*(x, l, \hat{p}; w)$  of the PoEMV portfolio selection problem (3.12) with fixed  $w \in \mathbb{R}$  is given by*

$$\begin{aligned} \hat{J}_t^*(x, l, \hat{p}; w) = & \frac{\lambda}{2} \ln \prod_{k=t}^{T-1} \left( \frac{\hat{B}_{1,k}}{\pi \lambda} \prod_{j=k+1}^{T-1} \frac{\hat{F}_{1,j}}{\hat{B}_{1,j}} \right) + \left( \prod_{k=t}^{T-1} \frac{\hat{F}_{1,k}}{\hat{B}_{1,k}} \right) x^2 - 2 \left( \prod_{k=t}^{T-1} \frac{\hat{F}_{2,k}}{\hat{B}_{1,k}} \right) (w + l \prod_{k=t}^{T-1} \hat{A}_{2,k}) x \\ & - (w + l \prod_{k=t}^{T-1} \hat{A}_{2,k})^2 \sum_{k=t}^{T-1} \left( \frac{\hat{A}_{1,k}^2}{\hat{B}_{1,k}} \prod_{j=k+1}^{T-1} \frac{\hat{F}_{2,j}}{\hat{B}_{1,j} \hat{F}_{1,j}} \right) + 2 \left( \prod_{k=t}^{T-1} \hat{A}_{2,k} \right) w l + \left( \prod_{k=t}^{T-1} \hat{B}_{2,k} \right) l^2 - d^2 + 2wd, \end{aligned} \quad (3.18)$$

where

$$\hat{F}_{1,t} := \hat{B}_{0,t} \hat{B}_{1,t} - (\hat{A}_{0,t} \hat{A}_{1,t} - (\hat{B}_{0,t} - \hat{A}_{0,t}^2))^2, \quad (3.19)$$

$$\hat{F}_{2,t} := \hat{A}_{0,t} (\hat{B}_{1,t} - \hat{A}_{1,t}^2) + \hat{A}_{1,t} (\hat{B}_{0,t} - \hat{A}_{0,t}^2). \quad (3.20)$$

The optimal feedback control is Gaussian with density function

$$\begin{aligned} \pi_t^*(u; x, l, \hat{p}, w) = & \mathcal{N} \left( u \middle| - \left( \frac{\hat{A}_{0,t} \hat{A}_{1,t} - (\hat{B}_{0,t} - \hat{A}_{0,t}^2)}{\hat{B}_{1,t}} x - \frac{\hat{A}_{1,t}}{\hat{B}_{1,t}} \left( \prod_{k=t+1}^{T-1} \frac{\hat{F}_{2,k}}{\hat{F}_{1,k}} \right) (w + l \prod_{k=t}^{T-1} \hat{A}_{2,k}) \right), \right. \\ & \left. \frac{\lambda}{2 \hat{B}_{1,t}} \prod_{k=t+1}^{T-1} \frac{\hat{B}_{1,k}}{\hat{F}_{1,k}} \right). \end{aligned} \quad (3.21)$$

We can see from (3.21) that, the optimal strategy under partial information depends on the initial distribution of the market state  $\hat{p}_0$ . On one hand, the variance of the optimal Gaussian policy, reflecting the level of exploration, is independent of the wealth  $x$  and liability  $l$ , with a sufficient condition for its decrease (or the decay of exploration) over time being the consistent maintenance of  $\hat{B}_{1,t+1}^2 > \hat{B}_{1,t} \hat{F}_{1,t+1}$  for all  $t$ . On the other hand, the expectation of the optimal Gaussian policy, reflecting the level of exploitation, is independent of the exploration weight  $\lambda$ .

In addition, when ignoring learning for  $\varepsilon_t$ , we can provide the suboptimal strategy  $\pi^{sub*}$ . Specifically, we adopt the expectation  $\mathbb{E}[\varepsilon_t]$  to estimate  $\varepsilon_t$  instead of the filtered estimate  $\hat{p}_t$ , which does not depend on

the observed information  $\mathcal{F}_t^{x,l}$ . Define

$$\begin{aligned}\tilde{e}_t(\varepsilon_t) &:= (\mathbb{E}[e_t(1)] - \mathbb{E}[e_t(2)])\tilde{p}_t + \mathbb{E}[e_t(2)], \\ \tilde{q}_t(\varepsilon_t) &:= (\mathbb{E}[q_t(1)] - \mathbb{E}[q_t(2)])\tilde{p}_t + \mathbb{E}[q_t(2)],\end{aligned}$$

where

$$\begin{aligned}\tilde{p}_t &:= \mathbb{E}[\varepsilon_t] = 1 \cdot \mathbb{P}(\varepsilon_t = 1) + 2 \cdot \mathbb{P}(\varepsilon_t = 2) = \sum_{i \in \mathcal{M}} P_{i1}^t \mathbb{P}(\varepsilon_0 = i) + 2 \sum_{i \in \mathcal{M}} P_{i2}^t \mathbb{P}(\varepsilon_0 = i) \\ &= (P_{11}^t + 2P_{12}^t)\hat{p}_0 + (P_{21}^t + 2P_{22}^t)(1 - \hat{p}_0).\end{aligned}$$

Let  $(\tilde{A}_{0,t}, \tilde{B}_{0,t})$ ,  $(\tilde{A}_{1,t}, \tilde{B}_{1,t})$  and  $(\tilde{A}_{2,t}, \tilde{B}_{2,t})$  be the pairs of first and second moments of  $\tilde{e}_t^0(\varepsilon_t)$ ,  $\tilde{e}_t^1(\varepsilon_t) - \tilde{e}_t^0(\varepsilon_t)$  and  $\tilde{q}_t(\varepsilon_t)$ , respectively, evaluated by  $\tilde{p}_t = \mathbb{E}[\varepsilon_t]$ , which are obtained directly by replacing  $\hat{p}_t$  with  $\tilde{p}_t$  in (3.14)-(3.17). A similar reasoning as in Theorem 3.2 leads to the following result.

**Proposition 3.1.** *When learning for  $\varepsilon_t$  is neglected, the suboptimal feedback control is Gaussian with density function*

$$\begin{aligned}\pi_t^{sub*}(u; x, l, \varepsilon, w) &= \mathcal{N}\left(u \middle| -\left(\frac{\tilde{A}_{0,t}\tilde{A}_{1,t} - (\tilde{B}_{0,t} - \tilde{A}_{0,t}^2)}{\tilde{B}_{1,t}}x - \frac{\tilde{A}_{1,t}}{\tilde{B}_{1,t}}\left(\prod_{k=t+1}^{T-1} \frac{\tilde{F}_{2,k}}{\tilde{F}_{1,k}}\right)(w + l \prod_{k=t}^{T-1} \tilde{A}_{2,k})\right), \right. \\ &\quad \left. \frac{\lambda}{2\tilde{B}_{1,t}} \prod_{k=t+1}^{T-1} \frac{\tilde{B}_{1,k}}{\tilde{F}_{1,k}}\right),\end{aligned}\tag{3.22}$$

where

$$\begin{aligned}\tilde{F}_{1,t} &:= \tilde{B}_{0,t}\tilde{B}_{1,t} - (\tilde{A}_{0,t}\tilde{A}_{1,t} - (\tilde{B}_{0,t} - \tilde{A}_{0,t}^2))^2, \\ \tilde{F}_{2,t} &:= \tilde{A}_{0,t}(\tilde{B}_{1,t} - \tilde{A}_{1,t}^2) + \tilde{A}_{1,t}(\tilde{B}_{0,t} - \tilde{A}_{0,t}^2).\end{aligned}$$

Comparing the optimal strategy  $\pi^*$  under partial information as given by (3.21) with the suboptimal strategy  $\pi^{sub*}$  under the disregard of learning market states as given by (3.22), and the optimal strategy  $\pi^{c*}$  under complete information as given by (3.6), we observe that they have similar structures, but differ in terms of the expected values and variances associated with the adjusted returns of assets and liabilities. This is due to the fact that market states impact the returns in three varied ways. We will compare  $\pi^*$  with  $\pi^{sub*}$  and  $\pi^{c*}$  by means of numerical simulations in Section 5.

#### 4. RL algorithm design

In this section, we design an RL algorithm to learn the solution and output portfolio allocation strategy in both completely observable and partially observable cases. Beginning with the establishment of the policy improvement theorem alongside its convergence implication, we subsequently devise an RL algorithm designed to learn optimal solution, incorporating a self-correcting scheme for learning the correct Lagrange multiplier  $w$ .

#### 4.1. Policy improvement and policy convergence

A policy improvement scheme can be implemented to update the current policy in a direction that improves the objective function. In other words, for a minimization problem, the policy improvement theorem ensures that the iterated objective function is non-increasing and ultimately converges to the value function. We now present the policy improvement theorems for the multi-period EMV portfolio selection problem under complete information and partial information, respectively. The proofs are deferred to [Appendix A.2](#).

**Theorem 4.1.** *For the CoEMV portfolio selection problem with fixed  $w \in \mathbb{R}$ , suppose  $\pi^{c_0}$  is an arbitrarily given admissible feedback control policy subject to*

$$\pi_t^{c_0}(u; x, l, \varepsilon, w) = \mathcal{N}\left(u \middle| \frac{g_{1,t}}{g_{2,t}}(g_{0,t}x - h_{1,T-t-1}(w + lf_{1,T-t})), \frac{\lambda h_{2,T-t-1}}{2g_{2,t}}\right).$$

The objective function  $J_t^{\pi^{c_0}}$  is given by

$$\begin{aligned} J_t^{\pi^{c_0}}(x, l, \varepsilon; w) &= \frac{x^2}{h_{2,T-t}} - \frac{2h_{1,T-t}}{h_{2,T-t}}(w + lf_{1,T-t})x - (w + lf_{1,T-t})^2 \sum_{k=0}^{T-t-1} \frac{g_{1,T-k-1}^2 h_{1,k}^2}{g_{2,T-k-1} h_{2,k}} \\ &\quad + 2f_{1,T-t}wl + f_{2,T-t}l^2 + Y_t, \end{aligned} \quad (4.1)$$

where  $Y_t$  is a smooth function that depends only on  $t$ , defined as

$$Y_t = \frac{\lambda}{2} \ln \prod_{k=0}^{T-t-1} \frac{g_{2,T-k-1}}{\pi \lambda h_{2,k}} - d^2 + 2wd + \frac{\lambda B_{1,T-t}}{2g_{2,T-t}} \cdot \frac{1 - \left(\frac{h_{3,T-t}}{h_{2,T-t}}\right)^{T-t}}{1 - \frac{h_{3,T-t}}{h_{2,T-t}}} - \frac{\lambda}{2}(T-t).$$

Define the condition for updating the feedback policy  $\pi^c$  as

$$\pi_t^{c_{n+1}}(u; x, l, \varepsilon, w) = \arg \min_{\pi_t^{c_n}} J_t^{\pi^{c_n}}(x, l, \varepsilon; w). \quad (4.2)$$

Then, after iterating  $n$ -times, we can obtain  $\pi_t^{c_n}$  and the objective function  $J_t^{\pi^{c_n}}$  as follows,

$$\begin{aligned} \pi_t^{c_n}(u; x, l, \varepsilon, w) &= \mathcal{N}\left(u \middle| -\frac{1}{B_{1,t}}((A_{0,t}A_{1,t} - (B_{0,t} - A_{0,t}^2))x - A_{1,t}h_{1,T-t-n} \right. \\ &\quad \cdot \left. \left(\prod_{k=t+1}^{t+n-1} \frac{F_{2,k}}{F_{1,k}}\right)(w + lf_{1,T-t-n} \prod_{k=t}^{t+n-1} A_{2,k})), \frac{\lambda h_{2,T-t-n}}{2B_{1,t}} \prod_{k=t+1}^{t+n-1} \frac{B_{1,k}}{F_{1,k}}\right), \end{aligned} \quad (4.3)$$

$$\begin{aligned} J_t^{\pi^{c_n}}(x, l, \varepsilon; w) &= \frac{\lambda}{2} \ln \prod_{k=t}^{t+n-1} \left(\frac{B_{1,k}}{\pi \lambda h_{2,T-t-n}} \prod_{j=k+1}^{t+n-1} \frac{F_{1,j}}{B_{1,j}}\right) + \frac{1}{h_{2,T-t-n}} \left(\prod_{k=t}^{t+n-1} \frac{F_{1,k}}{B_{1,k}}\right) x^2 \\ &\quad - \frac{2h_{1,T-t-n}}{h_{2,T-t-n}} \left(\prod_{k=t}^{t+n-1} \frac{F_{2,k}}{B_{1,k}}\right) (w + lf_{1,T-t-n} \prod_{k=t}^{t+n-1} A_{2,k})x - (w + lf_{1,T-t-n} \prod_{k=t}^{t+n-1} A_{2,k})^2 \\ &\quad \cdot \left(\frac{h_{1,T-t-n}^2}{h_{2,T-t-n}} \sum_{k=t}^{t+n-1} \left(\frac{A_{1,k}^2}{B_{1,k}} \prod_{j=k+1}^{t+n-1} \frac{F_{2,j}}{B_{1,j} F_{1,j}}\right) + \sum_{k=0}^{T-t-n-1} \frac{g_{1,T-1-k}^2 h_{1,k}^2}{g_{2,T-1-k} h_{2,k}}\right) \\ &\quad + 2f_{1,T-t-n} \left(\prod_{k=t}^{t+n-1} A_{2,k}\right)wl + f_{2,T-t-n} \left(\prod_{k=t}^{t+n-1} B_{2,k}\right)l^2 + Y_{t+n}. \end{aligned} \quad (4.4)$$

Furthermore, such an updating scheme leads to the convergence of both policies and objective functions in a finite number of iterations, i.e. theoretically, after  $T - t$  iterations,  $\pi^{c_{T-t}}$  is expected to converge to the optimal policy  $\pi^{c*}$ , while  $J^{\pi^{c_{T-t}}}$  converges to the value function  $J^{c*}$ .

**Theorem 4.2.** For the PoEMV portfolio selection problem with fixed  $w \in \mathbb{R}$ , suppose  $\pi^0$  is an arbitrarily given admissible feedback control policy subject to

$$\pi_t^0(u; x, l, \hat{p}, w) = \mathcal{N}\left(u \left| \frac{\hat{g}_{1,t}}{\hat{g}_{2,t}}(\hat{g}_{0,t}x - \hat{h}_{1,T-t-1}(w + lf_{1,T-t})), \frac{\lambda \hat{h}_{2,T-t-1}}{2\hat{g}_{2,t}}\right.\right).$$

The objective function  $\hat{J}_t^{\pi^0}$  is given by

$$\begin{aligned} \hat{J}_t^{\pi^0}(x, l, \hat{p}; w) &= \frac{x^2}{\hat{h}_{2,T-t}} - \frac{2\hat{h}_{1,T-t}}{\hat{h}_{2,T-t}}(w + lf_{1,T-t})x - (w + lf_{1,T-t})^2 \sum_{k=0}^{T-t-1} \frac{\hat{g}_{1,T-k-1}^2 \hat{h}_{1,k}^2}{\hat{g}_{2,T-k-1} \hat{h}_{2,k}} \\ &\quad + 2\hat{f}_{1,T-t}wl + \hat{f}_{2,T-t}l^2 + \hat{Y}_t, \end{aligned}$$

where  $\hat{Y}_t$  is a smooth function that depends only on  $t$ , defined as

$$\hat{Y}_t = \frac{\lambda}{2} \ln \prod_{k=0}^{T-t-1} \frac{\hat{g}_{2,T-k-1}}{\pi \lambda \hat{h}_{2,k}} - d^2 + 2wd + \frac{\lambda \hat{B}_{1,T-t}}{2\hat{g}_{2,T-t}} \cdot \frac{1 - (\frac{\hat{h}_{3,T-t}}{\hat{h}_{2,T-t}})^{T-t}}{1 - \frac{\hat{h}_{3,T-t}}{\hat{h}_{2,T-t}}} - \frac{\lambda}{2}(T-t).$$

Define the condition for updating the feedback policy  $\pi$  as

$$\pi_t^{n+1}(u; x, l, \hat{p}, w) = \arg \min_{\pi_t^n} \hat{J}_t^{\pi^n}(x, l, \hat{p}; w). \quad (4.5)$$

Then, after iterating  $n$ -times, we can obtain  $\pi_t^n$  and the objective function  $\hat{J}_t^{\pi^n}$  as follows,

$$\begin{aligned} \pi_t^n(u; x, l, \hat{p}, w) &= \mathcal{N}\left(u \left| -\frac{1}{\hat{B}_{1,t}}((\hat{A}_{0,t}\hat{A}_{1,t} - (\hat{B}_{0,t} - \hat{A}_{0,t}^2))x - \hat{A}_{1,t}\hat{h}_{1,T-t-n} \right. \right. \\ &\quad \cdot \left. \left( \prod_{k=t+1}^{t+n-1} \frac{\hat{F}_{2,k}}{\hat{F}_{1,k}} \right) (w + lf_{1,T-t-n} \prod_{k=t}^{t+n-1} \hat{A}_{2,k}) \right), \frac{\lambda \hat{h}_{2,T-t-n}}{2\hat{B}_{1,t}} \prod_{k=t+1}^{t+n-1} \frac{\hat{B}_{1,k}}{\hat{F}_{1,k}} \right), \\ \hat{J}_t^{\pi^n}(x, l, \hat{p}; w) &= \frac{\lambda}{2} \ln \prod_{k=t}^{t+n-1} \left( \frac{\hat{B}_{1,k}}{\pi \lambda \hat{h}_{2,T-t-n}} \prod_{j=k+1}^{t+n-1} \frac{\hat{F}_{1,j}}{\hat{B}_{1,j}} \right) + \frac{1}{\hat{h}_{2,T-t-n}} \left( \prod_{k=t}^{t+n-1} \frac{\hat{F}_{1,k}}{\hat{B}_{1,k}} \right) x^2 \\ &\quad - \frac{2\hat{h}_{1,T-t-n}}{\hat{h}_{2,T-t-n}} \left( \prod_{k=t}^{t+n-1} \frac{\hat{F}_{2,k}}{\hat{B}_{1,k}} \right) (w + lf_{1,T-t-n} \prod_{k=t}^{t+n-1} \hat{A}_{2,k})x - (w + lf_{1,T-t-n} \prod_{k=t}^{t+n-1} \hat{A}_{2,k})^2 \\ &\quad \cdot \left( \frac{\hat{h}_{1,T-t-n}^2}{\hat{h}_{2,T-t-n}} \sum_{k=t}^{t+n-1} \left( \frac{\hat{A}_{1,k}^2}{\hat{B}_{1,k}} \prod_{j=k+1}^{t+n-1} \frac{\hat{F}_{2,j}}{\hat{B}_{1,j} \hat{F}_{1,j}} \right) + \sum_{k=0}^{T-t-n-1} \frac{\hat{g}_{1,T-1-k}^2 \hat{h}_{1,k}^2}{\hat{g}_{2,T-1-k} \hat{h}_{2,k}} \right) \\ &\quad + 2\hat{f}_{1,T-t-n} \left( \prod_{k=t}^{t+n-1} \hat{A}_{2,k} \right) wl + \hat{f}_{2,T-t-n} \left( \prod_{k=t}^{t+n-1} \hat{B}_{2,k} \right) l^2 + \hat{Y}_{t+n}. \end{aligned}$$

Furthermore, such an updating scheme leads to the convergence of both policies and objective functions in a finite number of iterations, i.e. theoretically, after  $T - t$  iterations,  $\pi^{T-t}$  is expected to converge to the optimal policy  $\pi^*$ , while  $\hat{J}^{\pi^{T-t}}$  converges to the value function  $\hat{J}^*$ .



The theorems of policy improvement and convergence suggest that under the iteration condition (4.2) or (4.5), there are always policies in the Gaussian family improving the objective function of any given policy.

#### 4.2. RL Algorithm Design

We employ the stochastic gradient descent (SGD) algorithm to programmatically implement the solution for the multi-period EMV portfolio selection problem. The algorithm involves five steps: *initialization*, *sampling*, *policy evaluation*, *policy gradient*, and *self-correcting scheme for learning the Lagrange multiplier*  $w$ .

##### 4.2.1. CoEMV algorithm

For *initialization*, we designate  $J^{(\theta, \vartheta, \psi)}$  and  $\pi^{\phi_c}$  to represent the parameterized objective function and policy, respectively, where  $(\theta, \vartheta, \psi)$  and  $\phi$  are parameter vectors to be learned based on the concept of  $m$ -th order polynomial approximation. We define  $J^{(\theta, \vartheta, \psi)}$  as

$$J_t^{(\theta, \vartheta, \psi)}(x, l, \varepsilon; w) := \theta_1 x^2 + \vartheta_1(w + \theta_2 l)x + (w + \theta_2 l)^2 \vartheta_2 + \theta_2 w l + \theta_3 l^2 + \psi,$$

where  $\theta = (\theta_1, \theta_2, \theta_3)$  and  $\vartheta = (\vartheta_1, \vartheta_2)$  with  $\theta_k := \exp \{ \sum_{0 \leq i_k \leq m, 1 \leq j_k \leq m} \theta_{i_k, j_k} \varepsilon^{i_k} (T - t)^{j_k} \}$ ,  $\vartheta_k := -\exp \{ \sum_{0 \leq i_k \leq m, 1 \leq j_k \leq m} \vartheta_{i_k, j_k} \varepsilon^{i_k} (T - t)^{j_k} \}$ , and  $\psi := \sum_{0 \leq i \leq m, 1 \leq j \leq m} \psi_{i, j} \varepsilon^i (T - t)^j$ . From the perspective of the optimal policy in Theorem 3.1, the expectation and variance of  $\pi_t^{\phi_c}(u)$  are  $-\frac{A_{0,t}A_{1,t} - (B_{0,t} - A_{0,t}^2)}{B_{1,t}}x - \frac{A_{1,t}F_{1,t}\vartheta_1}{2B_{1,t}F_{2,t}\theta_1}(w + \theta_2 l)$  and  $\frac{\lambda F_{1,t}}{2B_{1,t}^2\theta_1}$ , respectively, and we then parameterize  $\pi_t^{\phi_c}(u)$  as

$$\pi_t^{\phi_c}(u; x, l, \varepsilon, w) := \mathcal{N}\left(u \mid \phi_1 x - \frac{\vartheta_1}{\theta_1} e^{\phi_2}(w + \theta_2 l), \frac{e^{\phi_3}}{2\theta_1}\right), \quad (4.6)$$

where  $\phi = (\phi_1, \phi_2, \phi_3)$  with  $\phi_k := \sum_{0 \leq i_k \leq m, 1 \leq j_k \leq m} \phi_{i_k, j_k} \varepsilon^{i_k} (T - t)^{j_k}$ , and exponential parameters are used to avoid obtaining negative values for the variance in the training process. Its entropy can be expressed as

$$\mathcal{H}(\pi_t^{\phi_c}) = - \int_{\mathbb{R}} \pi_t^{\phi_c}(u) \ln \pi_t^{\phi_c}(u) du = -\frac{1}{2} \ln \frac{\theta_1}{\pi} + \frac{1}{2}(\phi_3 + 1).$$

For *sampling*, the method for selecting a set  $D = \{(t, x_t, l_t)\}_{t=0,1,\dots,T-1}$  containing  $T$  samples is as follows. The initial sample is  $(0, x_0, l_0)$  at  $t = 0$ . At time  $t \in \{1, 2, \dots, T-1\}$ , we sample action  $u_t$  in the risky asset from the policy  $\pi_t^{\phi_c}(u)$ , and then observe the asset  $x_{t+1}$  and liability  $l_{t+1}$  at the next time  $t+1$ .

For *policy evaluation*, with any policy  $\pi^c$ , we have that  $M_t$  is a martingale with respect to  $\mathcal{F}_t$ , denoted as,

$$M_t := J_t^{\pi^c}(x_t^{\pi^c}, l_t, \varepsilon_t; w) - \lambda \sum_{k=0}^{t-1} \mathcal{H}(\pi_k^c) \Delta t.$$

To find the parameter vector  $(\theta, \vartheta, \psi)$  of the objective function  $J^{(\theta, \vartheta, \psi)}$  for a given policy  $\pi^{\phi_c}$ , we consider

$$M_t^{(\theta, \vartheta, \psi)} := J_t^{(\theta, \vartheta, \psi)}(x_t^{\pi^{\phi_c}}, l_t, \varepsilon_t; w) - \lambda \sum_{k=0}^{t-1} \mathcal{H}(\pi_k^{\phi_c}) \Delta t.$$

The purpose of policy evaluation is to minimize the martingale loss (ML) function  $\text{ML}(\theta, \vartheta, \psi; \phi)$  that defined by

$$\begin{aligned}\text{ML}(\theta, \vartheta, \psi; \phi) &:= \frac{1}{2} \mathbb{E} \left[ \sum_{t=0}^{T-1} |M_T - M_t^{(\theta, \vartheta, \psi)}|^2 \Delta t \right] \\ &= \frac{1}{2} \mathbb{E} \left[ \sum_{t=0}^{T-1} (J_T(x_T, l_T, \varepsilon_T; w) - J_t^{(\theta, \vartheta, \psi)}(x_t^{\pi^{\phi_c}}, l_t, \varepsilon_t; w) - \lambda \sum_{k=t}^{T-1} \mathcal{H}(\pi_k^{\phi_c}) \Delta t)^2 \Delta t \right],\end{aligned}$$

where  $J_T$  is given by (3.2). After sampling, we approximate the function using the one on sample set  $D$ , and utilize SGD algorithm to design the parameter updating rule for  $(\theta, \vartheta, \psi)$ . Specifically, for  $i = 0, 1, \dots, m$ ,  $j = 1, 2, \dots, m$  and  $(t, x_t, l_t) \in D$ , we obtain the gradient of the ML function as

$$\begin{aligned}\frac{\partial \text{ML}(\theta, \vartheta, \psi; \phi)}{\partial \theta} &= -\mathbb{E} \left[ \sum_{t=0}^{T-1} (J_T(x_T, l_T, \varepsilon_T; w) - J_t^{(\theta, \vartheta, \psi)}(x_t^{\pi^{\phi_c}}, l_t, \varepsilon_t; w) - \lambda \sum_{k=t}^{T-1} \mathcal{H}(\pi_k^{\phi_c}) \Delta t) \right. \\ &\quad \left. \cdot \frac{\partial J_t^{(\theta, \vartheta, \psi)}(x_t^{\pi^{\phi_c}}, l_t, \varepsilon_t; w)}{\partial \theta} \Delta t \right],\end{aligned}\tag{4.7}$$

$$\begin{aligned}\frac{\partial \text{ML}(\theta, \vartheta, \psi; \phi)}{\partial \vartheta} &= -\mathbb{E} \left[ \sum_{t=0}^{T-1} (J_T(x_T, l_T, \varepsilon_T; w) - J_t^{(\theta, \vartheta, \psi)}(x_t^{\pi^{\phi_c}}, l_t, \varepsilon_t; w) - \lambda \sum_{k=t}^{T-1} \mathcal{H}(\pi_k^{\phi_c}) \Delta t) \right. \\ &\quad \left. \cdot \frac{\partial J_t^{(\theta, \vartheta, \psi)}(x_t^{\pi^{\phi_c}}, l_t, \varepsilon_t; w)}{\partial \vartheta} \Delta t \right],\end{aligned}\tag{4.8}$$

$$\begin{aligned}\frac{\partial \text{ML}(\theta, \vartheta, \psi; \phi)}{\partial \psi} &= -\mathbb{E} \left[ \sum_{t=0}^{T-1} (J_T(x_T, l_T, \varepsilon_T; w) - J_t^{(\theta, \vartheta, \psi)}(x_t^{\pi^{\phi_c}}, l_t, \varepsilon_t; w) - \lambda \sum_{k=t}^{T-1} \mathcal{H}(\pi_k^{\phi_c}) \Delta t) \right. \\ &\quad \left. \cdot \frac{\partial J_t^{(\theta, \vartheta, \psi)}(x_t^{\pi^{\phi_c}}, l_t, \varepsilon_t; w)}{\partial \psi} \Delta t \right],\end{aligned}\tag{4.9}$$

where  $\frac{\partial J_t^{(\theta, \vartheta, \psi)}(x, l, \varepsilon; w)}{\partial \theta_{i_1, j_1}} = x^2 \theta_1 \varepsilon^{i_1} (T - t)^{j_1}$ ,  $\frac{\partial J_t^{(\theta, \vartheta, \psi)}(x, l, \varepsilon; w)}{\partial \theta_{i_2, j_2}} = (\vartheta_1 l x + 2(w + \theta_2 l) \vartheta_2 l + w l) \theta_2 \varepsilon^{i_2} (T - t)^{j_2}$ ,  $\frac{\partial J_t^{(\theta, \vartheta, \psi)}(x, l, \varepsilon; w)}{\partial \theta_{i_3, j_3}} = l^2 \theta_3 \varepsilon^{i_3} (T - t)^{j_3}$ ,  $\frac{\partial J_t^{(\theta, \vartheta, \psi)}(x, l, \varepsilon; w)}{\partial \vartheta_{i_1, j_1}} = (w + \theta_2 l) x \vartheta_1 \varepsilon^{i_1} (T - t)^{j_1}$ ,  $\frac{\partial J_t^{(\theta, \vartheta, \psi)}(x, l, \varepsilon; w)}{\partial \vartheta_{i_2, j_2}} = (w + \theta_2 l)^2 \vartheta_2 \varepsilon^{i_2} (T - t)^{j_2}$  and  $\frac{\partial J_t^{(\theta, \vartheta, \psi)}(x, l, \varepsilon; w)}{\partial \psi_{i, j}} = \varepsilon^i (T - t)^j$ . To save computations, we update each parameter only once in our implementation of the given policy, rather than performing multiple updates to approach the true value for this policy.

For *policy gradient*, we update the policy using the gradient of the objective function,  $G(\phi)$ , as defined by Theorem 5 in Jia and Zhou (2022),

$$\begin{aligned}G(\phi) &:= \mathbb{E} \left[ \sum_{t=0}^{T-1} \frac{\partial \ln \pi_t^{\phi_c}(u_t^{\pi^{\phi_c}})}{\partial \phi} (J_{t+1}^{\pi^{\phi_c}}(x_{t+1}^{\pi^{\phi_c}}, l_{t+1}, \varepsilon_{t+1}; w) - J_t^{\pi^{\phi_c}}(x_t^{\pi^{\phi_c}}, l_t, \varepsilon_t; w) \right. \\ &\quad \left. - \lambda \mathcal{H}(\pi_t^{\phi_c}) \Delta t) - \lambda \frac{\partial \mathcal{H}(\pi_t^{\phi_c})}{\partial \phi} \Delta t \right],\end{aligned}$$

where  $u_t^{\pi^{\phi_c}}$  is the sampled action from  $\pi_t^{\phi_c}$  at time  $t$ . By replacing  $J_t^{\pi^{\phi_c}}$  by its parameterized function

$J_t^{(\theta, \vartheta, \psi)}$ , for  $(t, x_t, l_t) \in D$ , we obtain

$$G(\phi; \theta, \vartheta, \psi) := \mathbb{E} \left[ \sum_{t=0}^{T-1} \frac{\partial \ln \pi_t^{\phi_c}(u_t^{\pi^{\phi_c}})}{\partial \phi} (J_{t+1}^{(\theta, \vartheta, \psi)}(x_{t+1}^{\pi^{\phi_c}}, l_{t+1}, \varepsilon_{t+1}; w) - J_t^{(\theta, \vartheta, \psi)}(x_t^{\pi^{\phi_c}}, l_t, \varepsilon_t; w) - \lambda \mathcal{H}(\pi_t^{\phi_c}) \Delta t) - \lambda \frac{\partial \mathcal{H}(\pi_t^{\phi_c})}{\partial \phi} \Delta t \right], \quad (4.10)$$

where

$$\begin{aligned} \frac{\partial \ln \pi_t^{\phi_c}(u; x, l, \varepsilon, w)}{\partial \phi_{i_1, j_1}} &= 2\theta_1 e^{-\phi_3} (u - \phi_1 x + \frac{\vartheta_1}{\theta_1} e^{\phi_2} (w + \theta_2 l)) \cdot x \varepsilon^{i_1} (T - t)^{j_1}, \\ \frac{\partial \ln \pi_t^{\phi_c}(u; x, l, \varepsilon, w)}{\partial \phi_{i_2, j_2}} &= -2\theta_1 e^{-\phi_3} (u - \phi_1 x + \frac{\vartheta_1}{\theta_1} e^{\phi_2} (w + \theta_2 l)) \cdot \frac{\vartheta_1}{\theta_1} e^{\phi_2} (w + \theta_2 l) \varepsilon^{i_2} (T - t)^{j_2}, \\ \frac{\partial \ln \pi_t^{\phi_c}(u; x, l, \varepsilon, w)}{\partial \phi_{i_3, j_3}} &= \left( \theta_1 e^{-\phi_3} (u - \phi_1 x + \frac{\vartheta_1}{\theta_1} e^{\phi_2} (w + \theta_2 l))^2 - \frac{1}{2} \right) \varepsilon^{i_3} (T - t)^{j_3}, \\ \frac{\partial \mathcal{H}(\pi_t^{\phi_c})}{\partial \phi_{i_1, j_1}} &= \frac{\partial \mathcal{H}(\pi_t^{\phi_c})}{\partial \phi_{i_2, j_2}} = 0, \quad \frac{\partial \mathcal{H}(\pi_t^{\phi_c})}{\partial \phi_{i_3, j_3}} = \frac{1}{2} \varepsilon^{i_3} (T - t)^{j_3}. \end{aligned}$$

For *self-correcting scheme in learning the Lagrange multiplier*  $w$ , we set the learning rate to be  $\alpha$ , and then obtain

$$w_{n+1} = w_n - \alpha(x_T - l_T - d).$$

This scheme works as follows: if the empirical terminal surplus falls below the expected level  $d$ , the self-correcting rule raises  $w$  to increase the mean of our strategy (4.6), guiding the terminal surplus to increase to the expected level. Generally,  $w$  should be updated gradually to minimize variability in its learning process. We implement the update for  $w$  after a fixed number (denoted by  $N$ ) of training iterations.

In the implementation, to further improve stability, we substitute  $x_T$  and  $l_T$  with the sample averages  $\frac{1}{N} \sum_j x_T^j$  and  $\frac{1}{N} \sum_j l_T^j$ , respectively, where  $N$  is the sample size,  $x_T^j$  and  $l_T^j$  represent the most recent  $N$  terminal wealth values and terminal liabilities obtained at the time when  $w$  is to be updated.

#### 4.2.2. PoEMV algorithm

For *initialization*, we designate  $\hat{J}^{(\hat{\theta}, \hat{\vartheta}, \hat{\psi})}$  and  $\pi^{\hat{\phi}}$  to represent the parameterized objective function and policy, respectively, where  $(\hat{\theta}, \hat{\vartheta}, \hat{\psi})$  and  $\hat{\phi}$  are parameter vectors to be learned. The function  $\hat{J}^{(\hat{\theta}, \hat{\vartheta}, \hat{\psi})}$  is defined by

$$\hat{J}_t^{(\hat{\theta}, \hat{\vartheta}, \hat{\psi})}(x, l, \hat{p}; w) := \hat{\theta}_1 x^2 + \hat{\vartheta}_1 (w + \hat{\theta}_2 l) x + (w + \hat{\theta}_2 l)^2 \hat{\vartheta}_2 + \hat{\theta}_2 w l + \hat{\theta}_3 l^2 + \hat{\psi},$$

where  $\hat{\theta} = (\hat{\theta}_1, \hat{\theta}_2, \hat{\theta}_3)$  and  $\hat{\vartheta} = (\hat{\vartheta}_1, \hat{\vartheta}_2)$  with  $\hat{\theta}_k := \exp \{ \sum_{0 \leq i_k \leq m, 1 \leq j_k \leq m} \hat{\theta}_{i_k, j_k} \hat{p}^{i_k} (T - t)^{j_k} \}$ ,  $\hat{\vartheta}_k := -\exp \{ \sum_{0 \leq i_k \leq m, 1 \leq j_k \leq m} \hat{\vartheta}_{i_k, j_k} \hat{p}^{i_k} (T - t)^{j_k} \}$ , and  $\hat{\psi} := \sum_{0 \leq i \leq m, 1 \leq j \leq m} \hat{\psi}_{i, j} \hat{p}^i (T - t)^j$ . From the perspective of the optimal policy in Theorem 3.2, the expectation and variance of  $\pi_t^{\hat{\phi}}(u)$  are  $-\frac{\hat{A}_{0, t} \hat{A}_{1, t} - (\hat{B}_{0, t} - \hat{A}_{0, t}^2)}{\hat{B}_{1, t}} x -$

$\frac{\hat{A}_{1,t}\hat{F}_{1,t}\hat{\theta}_1}{2\hat{B}_{1,t}\hat{F}_{2,t}\hat{\theta}_1}(w + \hat{\theta}_2 l)$  and  $\frac{\lambda\hat{F}_{1,t}}{2\hat{B}_{1,t}\hat{\theta}_1}$ , respectively, and we then parameterize  $\pi_t^{\hat{\phi}}(u)$  as

$$\pi_t^{\hat{\phi}}(u; x, l, \hat{p}, w) := \mathcal{N}\left(u \mid \hat{\phi}_1 x - \frac{\hat{\vartheta}_1}{\hat{\theta}_1} e^{\hat{\phi}_2}(w + \hat{\theta}_2 l), \frac{e^{\hat{\phi}_3}}{2\hat{\theta}_1}\right), \quad (4.11)$$

where  $\hat{\phi} = (\hat{\phi}_1, \hat{\phi}_2, \hat{\phi}_3)$  with  $\hat{\phi}_k := \sum_{0 \leq i_k \leq m, 1 \leq j_k \leq m} \hat{\phi}_{i_k, j_k} \hat{p}^{i_k}(T - t)^{j_k}$ . Its entropy can be expressed as

$$\mathcal{H}(\pi_t^{\hat{\phi}}) = - \int_{\mathbb{R}} \pi_t^{\hat{\phi}}(u) \ln \pi_t^{\hat{\phi}}(u) du = -\frac{1}{2} \ln \frac{\hat{\theta}_1}{\pi} + \frac{1}{2}(\hat{\phi}_3 + 1).$$

---

**Algorithm 1:** Multi-period CoEMV Algorithm

---

**Input:** Market, learning rates  $\alpha, \eta_\theta, \eta_\vartheta, \eta_\psi, \eta_\phi$ , initial wealth  $x_0$ , initial liability  $l_0$ , initial market state  $\varepsilon_0$ , target payoff  $d$ , investment horizon  $T$ , time step  $\Delta t$ , exploration weight  $\lambda$ , number of iterations  $n$ , sample average size  $N$ .

**Output:** Optimal portfolio strategy and value function

initialization  $\theta, \vartheta, \psi, \phi$  and  $w$

**for**  $k = 1$  **to**  $n$  **do**

**for**  $t = 0$  **to**  $T - 1$  **do**

        | Sample  $D = \{(t, x_t^k, l_t^k), 0 \leq t \leq T - 1\}$  from market under  $\pi^{\phi^c}$

**end**

**Policy Evaluation Update**

        Update  $\theta \leftarrow \theta + \eta_\theta \frac{\partial}{\partial \theta} \text{ML}(\theta, \vartheta, \psi; \phi)$  using (4.7)

        Update  $\vartheta \leftarrow \vartheta + \eta_\vartheta \frac{\partial}{\partial \vartheta} \text{ML}(\theta, \vartheta, \psi; \phi)$  using (4.8)

        Update  $\psi \leftarrow \psi + \eta_\psi \frac{\partial}{\partial \psi} \text{ML}(\theta, \vartheta, \psi; \phi)$  using (4.9)

**Policy Gradient Update**

        Update  $\phi \leftarrow \phi - \eta_\phi G(\phi; \theta, \vartheta, \psi)$  using (4.10)

        Update  $\pi^{\phi^c} \leftarrow \pi^{\phi^c}(u; x, l, \varepsilon, w)$  that given by (4.6)

**Lagrange multiplier Update**

**if**  $k \bmod N = 0$  **then**

        | Update  $w \leftarrow w - \alpha \left( \frac{1}{N} \sum_{j=k-N+1}^k (x_T^j - l_T^j) - d \right)$

**else**

        |  $w \leftarrow w$

**end**

**end**

---

For *sampling*, given initial sample  $(0, x_0, l_0)$  and policy  $\pi^{\hat{\phi}}$ , we collect an episode  $\hat{D} = \{(t, \hat{x}_t, \hat{l}_t)\}_{t=0,1,\dots,T-1}$  by using this policy to interact with the environment, where each  $\hat{p}_t$  is calculated by (3.8).

For *policy evaluation*, we minimize the ML function  $\text{ML}(\hat{\theta}, \hat{\vartheta}, \hat{\psi}; \hat{\phi})$  that defined by

$$\text{ML}(\hat{\theta}, \hat{\vartheta}, \hat{\psi}; \hat{\phi}) := \frac{1}{2} \mathbb{E} \left[ \sum_{t=0}^{T-1} \left( \hat{J}_T(\hat{x}_T, \hat{l}_T, \hat{p}_T; w) - \hat{J}_t^{(\hat{\theta}, \hat{\vartheta}, \hat{\psi})}(\hat{x}_t^{\pi^{\hat{\phi}}}, \hat{l}_t, \hat{p}_t; w) - \lambda \sum_{k=t}^{T-1} \mathcal{H}(\pi_k^{\hat{\phi}}) \Delta t \right)^2 \Delta t \right],$$

where  $\hat{J}_T$  is given by (3.13). We evaluate it on the set  $\hat{D}$ , and utilize SGD algorithm to design the parameter updating rule for  $(\hat{\theta}, \hat{\vartheta}, \hat{\psi})$ . Specifically, for  $i = 0, 1, \dots, m$ ,  $j = 1, 2, \dots, m$  and  $(t, \hat{x}_t, \hat{l}_t) \in \hat{D}$ , we obtain the gradient of the ML function as

$$\begin{aligned} \frac{\partial \text{ML}(\hat{\theta}, \hat{\vartheta}, \hat{\psi}; \hat{\phi})}{\partial \hat{\theta}} &= -\mathbb{E} \left[ \sum_{t=0}^{T-1} (\hat{J}_T(\hat{x}_T, \hat{l}_T, \hat{p}_T; w) - \hat{J}_t^{(\hat{\theta}, \hat{\vartheta}, \hat{\psi})}(\hat{x}_t^{\pi^{\hat{\phi}}}, \hat{l}_t, \hat{p}_t; w) - \lambda \sum_{k=t}^{T-1} \mathcal{H}(\pi_k^{\hat{\phi}}) \Delta t) \right. \\ &\quad \left. \cdot \frac{\partial \hat{J}_t^{(\hat{\theta}, \hat{\vartheta}, \hat{\psi})}(\hat{x}_t^{\pi^{\hat{\phi}}}, \hat{l}_t, \hat{p}_t; w)}{\partial \hat{\theta}} \Delta t \right], \end{aligned} \quad (4.12)$$

$$\begin{aligned} \frac{\partial \text{ML}(\hat{\theta}, \hat{\vartheta}, \hat{\psi}; \hat{\phi})}{\partial \hat{\vartheta}} &= -\mathbb{E} \left[ \sum_{t=0}^{T-1} (\hat{J}_T(\hat{x}_T, \hat{l}_T, \hat{p}_T; w) - \hat{J}_t^{(\hat{\theta}, \hat{\vartheta}, \hat{\psi})}(\hat{x}_t^{\pi^{\hat{\phi}}}, \hat{l}_t, \hat{p}_t; w) - \lambda \sum_{k=t}^{T-1} \mathcal{H}(\pi_k^{\hat{\phi}}) \Delta t) \right. \\ &\quad \left. \cdot \frac{\partial \hat{J}_t^{(\hat{\theta}, \hat{\vartheta}, \hat{\psi})}(\hat{x}_t^{\pi^{\hat{\phi}}}, \hat{l}_t, \hat{p}_t; w)}{\partial \hat{\vartheta}} \Delta t \right], \end{aligned} \quad (4.13)$$

$$\begin{aligned} \frac{\partial \text{ML}(\hat{\theta}, \hat{\vartheta}, \hat{\psi}; \hat{\phi})}{\partial \hat{\psi}} &= -\mathbb{E} \left[ \sum_{t=0}^{T-1} (\hat{J}_T(\hat{x}_T, \hat{l}_T, \hat{p}_T; w) - \hat{J}_t^{(\hat{\theta}, \hat{\vartheta}, \hat{\psi})}(\hat{x}_t^{\pi^{\hat{\phi}}}, \hat{l}_t, \hat{p}_t; w) - \lambda \sum_{k=t}^{T-1} \mathcal{H}(\pi_k^{\hat{\phi}}) \Delta t) \right. \\ &\quad \left. \cdot \frac{\partial \hat{J}_t^{(\hat{\theta}, \hat{\vartheta}, \hat{\psi})}(\hat{x}_t^{\pi^{\hat{\phi}}}, \hat{l}_t, \hat{p}_t; w)}{\partial \hat{\psi}} \Delta t \right], \end{aligned} \quad (4.14)$$

where  $\frac{\partial \hat{J}_t^{(\hat{\theta}, \hat{\vartheta}, \hat{\psi})}(x, l, \hat{p}; w)}{\partial \hat{\theta}_{i_1, j_1}} = x^2 \hat{\theta}_1 \hat{p}^{i_1} (T-t)^{j_1}$ ,  $\frac{\partial \hat{J}_t^{(\hat{\theta}, \hat{\vartheta}, \hat{\psi})}(x, l, \hat{p}; w)}{\partial \hat{\theta}_{i_2, j_2}} = (\hat{\vartheta}_1 l x + 2(w + \hat{\theta}_2 l) \hat{\vartheta}_2 l + w l) \hat{\theta}_2 \hat{p}^{i_2} (T-t)^{j_2}$ ,  $\frac{\partial \hat{J}_t^{(\hat{\theta}, \hat{\vartheta}, \hat{\psi})}(x, l, \hat{p}; w)}{\partial \hat{\theta}_{i_3, j_3}} = l^2 \hat{\theta}_3 \hat{p}^{i_3} (T-t)^{j_3}$ ,  $\frac{\partial \hat{J}_t^{(\hat{\theta}, \hat{\vartheta}, \hat{\psi})}(x, l, \hat{p}; w)}{\partial \hat{\vartheta}_{i_1, j_1}} = (w + \hat{\theta}_2 l) x \hat{\vartheta}_1 \hat{p}^{i_1} (T-t)^{j_1}$ ,  $\frac{\partial \hat{J}_t^{(\hat{\theta}, \hat{\vartheta}, \hat{\psi})}(x, l, \hat{p}; w)}{\partial \hat{\vartheta}_{i_2, j_2}} = (w + \hat{\theta}_2 l)^2 \hat{\vartheta}_2 \hat{p}^{i_2} (T-t)^{j_2}$  and  $\frac{\partial \hat{J}_t^{(\hat{\theta}, \hat{\vartheta}, \hat{\psi})}(x, l, \hat{p}; w)}{\partial \hat{\psi}_{i, j}} = \hat{p}^i (T-t)^j$ .

For *policy gradient*, the gradient of the parameterized objective function,  $G(\hat{\phi}; \hat{\theta}, \hat{\vartheta}, \hat{\psi})$ , is defined by,

$$\begin{aligned} G(\hat{\phi}; \hat{\theta}, \hat{\vartheta}, \hat{\psi}) &:= \mathbb{E} \left[ \sum_{t=0}^{T-1} \frac{\partial \ln \pi_t^{\hat{\phi}}(u_t^{\pi^{\hat{\phi}}})}{\partial \hat{\phi}} (\hat{J}_{t+1}^{(\hat{\theta}, \hat{\vartheta}, \hat{\psi})}(\hat{x}_{t+1}^{\pi^{\hat{\phi}}}, \hat{l}_{t+1}, \hat{p}_{t+1}; w) - \hat{J}_t^{(\hat{\theta}, \hat{\vartheta}, \hat{\psi})}(\hat{x}_t^{\pi^{\hat{\phi}}}, \hat{l}_t, \hat{p}_t; w) \right. \\ &\quad \left. - \lambda \mathcal{H}(\pi_t^{\hat{\phi}}) \Delta t - \lambda \frac{\partial \mathcal{H}(\pi_t^{\hat{\phi}})}{\partial \hat{\phi}} \Delta t \right], \end{aligned} \quad (4.15)$$

where  $u_t^{\pi^{\hat{\phi}}}$  is the sampled action from  $\pi_t^{\hat{\phi}}$  at time  $t$ , and

$$\begin{aligned} \frac{\partial \ln \pi_t^{\hat{\phi}}(u; x, l, \hat{p}, w)}{\partial \hat{\phi}_{i_1, j_1}} &= 2\hat{\theta}_1 e^{-\hat{\phi}_3} \left( u - \hat{\phi}_1 x + \frac{\hat{\vartheta}_1}{\hat{\theta}_1} e^{\hat{\phi}_2} (w + \hat{\theta}_2 l) \right) \cdot x \hat{p}^{i_1} (T-t)^{j_1}, \\ \frac{\partial \ln \pi_t^{\hat{\phi}}(u; x, l, \hat{p}, w)}{\partial \hat{\phi}_{i_2, j_2}} &= -2\hat{\theta}_1 e^{-\hat{\phi}_3} \left( u - \hat{\phi}_1 x + \frac{\hat{\vartheta}_1}{\hat{\theta}_1} e^{\hat{\phi}_2} (w + \hat{\theta}_2 l) \right) \cdot \frac{\hat{\vartheta}_1}{\hat{\theta}_1} e^{\hat{\phi}_2} (w + \hat{\theta}_2 l) \hat{p}^{i_2} (T-t)^{j_2}, \\ \frac{\partial \ln \pi_t^{\hat{\phi}}(u; x, l, \hat{p}, w)}{\partial \hat{\phi}_{i_3, j_3}} &= \left( \hat{\theta}_1 e^{-\hat{\phi}_3} \left( u - \hat{\phi}_1 x + \frac{\hat{\vartheta}_1}{\hat{\theta}_1} e^{\hat{\phi}_2} (w + \hat{\theta}_2 l) \right)^2 - \frac{1}{2} \right) \hat{p}^{i_3} (T-t)^{j_3}, \\ \frac{\partial \mathcal{H}(\pi_t^{\hat{\phi}})}{\partial \hat{\phi}_{i_1, j_1}} &= \frac{\partial \mathcal{H}(\pi_t^{\hat{\phi}})}{\partial \hat{\phi}_{i_2, j_2}} = 0, \quad \frac{\partial \mathcal{H}(\pi_t^{\hat{\phi}})}{\partial \hat{\phi}_{i_3, j_3}} = \frac{1}{2} \hat{p}^{i_3} (T-t)^{j_3}. \end{aligned}$$

For *self-correcting scheme in learning the Lagrange multiplier  $w$* , we set the learning rate to be  $\alpha$ , and then obtain

$$w_{n+1} = w_n - \alpha(\hat{x}_T - \hat{l}_T - d).$$

In the implementation, we substitute  $\hat{x}_T$  and  $\hat{l}_T$  with the sample averages  $\frac{1}{N} \sum_j \hat{x}_T^j$  and  $\frac{1}{N} \sum_j \hat{l}_T^j$ , respectively, where  $N$  is the sample size,  $\hat{x}_T^j$  and  $\hat{l}_T^j$  represent the most recent  $N$  terminal wealth values and terminal liabilities obtained at the time when  $w$  is to be updated.

---

**Algorithm 2:** Multi-period PoEMV-1 Algorithm

---

**Input:** Market, learning rates  $\alpha, \eta_{\hat{\theta}}, \eta_{\hat{\vartheta}}, \eta_{\hat{\psi}}, \eta_{\hat{\phi}}$ , initial wealth  $x_0$ , initial liability  $l_0$ , initial distribution of the market state  $\hat{p}_0$ , target payoff  $d$ , investment horizon  $T$ , time step  $\Delta t$ , exploration weight  $\lambda$ , transition probability matrix of the market state  $P = (P_{ij})_{2 \times 2}$ , number of iterations  $n$ , sample average size  $N$ .

**Output:** Optimal portfolio strategy and value function

initialization  $\hat{\theta}, \hat{\vartheta}, \hat{\psi}, \hat{\phi}$  and  $w$

**for**  $k = 1$  **to**  $n$  **do**

**for**  $t = 0$  **to**  $T - 1$  **do**

        | Sample  $\hat{D} = \{(t, \hat{x}_t^k, \hat{l}_t^k), 0 \leq t \leq T - 1\}$  from market under  $\pi^{\hat{\phi}}$

**end**

**Policy Evaluation Update**

        Update  $\hat{\theta} \leftarrow \hat{\theta} + \eta_{\hat{\theta}} \frac{\partial}{\partial \hat{\theta}} \text{ML}(\hat{\theta}, \hat{\vartheta}, \hat{\psi}; \hat{\phi})$  using (4.12)

        Update  $\hat{\vartheta} \leftarrow \hat{\vartheta} + \eta_{\hat{\vartheta}} \frac{\partial}{\partial \hat{\vartheta}} \text{ML}(\hat{\theta}, \hat{\vartheta}, \hat{\psi}; \hat{\phi})$  using (4.13)

        Update  $\hat{\psi} \leftarrow \hat{\psi} + \eta_{\hat{\psi}} \frac{\partial}{\partial \hat{\psi}} \text{ML}(\hat{\theta}, \hat{\vartheta}, \hat{\psi}; \hat{\phi})$  using (4.14)

**Policy Gradient Update**

        Update  $\hat{\phi} \leftarrow \hat{\phi} - \eta_{\hat{\phi}} \text{G}(\hat{\phi}; \hat{\theta}, \hat{\vartheta}, \hat{\psi})$  using (4.15)

        Update  $\pi^{\hat{\phi}} \leftarrow \pi^{\hat{\phi}}(u; x, l, \hat{p}, w)$  that given by (4.11)

**Lagrange multiplier Update**

**if**  $k \bmod N = 0$  **then**

            | Update  $w \leftarrow w - \alpha \left( \frac{1}{N} \sum_{j=k-N+1}^k (\hat{x}_T^j - \hat{l}_T^j) - d \right)$

**else**

            |  $w \leftarrow w$

**end**

**end**

---

In the case where the market state is estimated using the expected value  $\tilde{p}_t = \mathbb{E}[\varepsilon_t]$  while ignoring learning about  $\varepsilon_t$ , the PoEMV-2 algorithm matches Algorithm 2, where hatted parameters are replaced by tilded ones, and the initial values are set identically.

## 5. Numerical analysis

The value function and optimal feedback control described in Theorem 3.2 are not implementable due to unknown parameters. In this section, based on the derived representation of the optimal feedback control,

as well as the general theory of RL in multi-period model developed in [Cui et al. \(2023\)](#), we develop an RL algorithm, named PoEMV-1 algorithm, to learn the optimal strategy. Additionally, we conduct a comparative analysis of the optimal strategy against strategies that either ignore market state learning (PoEMV-2) or rely on complete information (CoEMV).

### 5.1. Simulation study

We first specify several parameter values. For the market mode, the initial distribution of the market state is  $\hat{p}_0 = 0.3$ , and the daily transition probabilities are set as  $P_{11} = 0.9986$ ,  $P_{12} = 0.0014$ ,  $P_{21} = 0.0114$  and  $P_{22} = 0.9886$ . For the surplus process, we provide the initial wealth at  $x_0 = 1$  and initial liability at  $l_0 = 0.1$ . To facilitate the analysis, we assume the annualized return  $e_t^0(1) \equiv 1.2$  and  $e_t^0(2) \equiv 1.05$ , which are taken from [Liang and Song \(2015\)](#) and reflect the fact that asset return rates are higher in a bull market. Since the skewed  $t$  distribution is proved by [Theodossiou \(1998\)](#) to effectively capture skewness and tail risk, as well as to provide an excellent fit to the empirical distribution of financial data, we use this distribution for simulating the asset return  $e_t^1(\varepsilon_t)$  with parameters that vary by  $\varepsilon_t$ : if  $\varepsilon_t = 1$ , then the parameters borrowed from [Cui et al. \(2023\)](#) are annualized return 0.5, volatility 0.2, 10 degrees of freedom and skewness 0.1; if  $\varepsilon_t = 2$ , then the parameters shift to a return of 0.06, volatility 0.3, with the same degrees of freedom and skewness. The liability return rates  $q_t(1)$  and  $q_t(2)$  follow normal distributions  $\mathcal{N}(0.05, 0.1)$  and  $\mathcal{N}(0.01, 0.2)$ , respectively. In the RL framework, the learning rates are set as  $(\eta_{\hat{\theta}}, \eta_{\hat{\theta}}, \eta_{\hat{\psi}}, \eta_{\hat{\phi}}) = (\eta_{\tilde{\theta}}, \eta_{\tilde{\theta}}, \eta_{\tilde{\psi}}, \eta_{\tilde{\phi}}) = (\eta_{\theta}, \eta_{\vartheta}, \eta_{\psi}, \eta_{\phi}) = (10^{-12}, 10^{-12}, 10^{-9}, 10^{-9})$  and  $\alpha = 10^{-2}$ , with an exploration rate  $\lambda = 2$ . Besides, the PoEMV-1 and CoEMV algorithms run 10,000 iterations, while the PoEMV-2 algorithm runs 4,000 iterations, using a sample average size of  $N = 10$  (as referenced in [Wu and Li \(2024\)](#)) to update the Lagrange multiplier  $w$ .

We evaluate the market regime in three ways: first, using the filtered estimate  $\hat{p}_t$  in an unobservable market regime; second, estimating with the expected value  $\tilde{p}_t = \mathbb{E}[\varepsilon_t]$  while ignoring learning about  $\varepsilon_t$ ; and third, directly deriving results from an observable market regime. In [Fig.1](#), we compare the evaluated market regimes over 10 years.

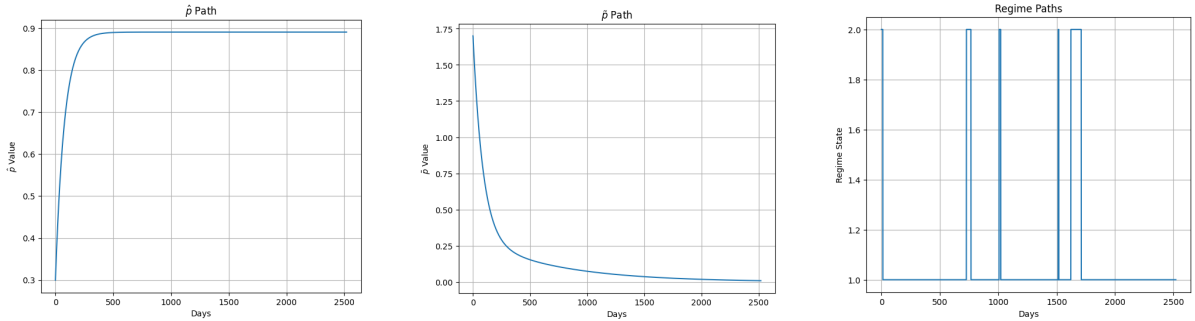


Figure 1: Evaluated market regimes over 10 years.

Below, we solve the EMV problem in a 10-year investment horizon ( $T = 10$ ) with terminal target  $d = 8$  (cited in Wang and Zhou (2020)), time step  $\Delta t = 1/252$  (cited in Wu and Li (2024)) and number of parameters  $m = 2$ . The PoEMV-1 algorithm learns the optimal feedback control  $\pi_t^*$  (3.21), denoted as Optimal-1, for the unconstrained PoEMV problem (3.12). Once the optimal Lagrange multiplier  $w^*$  is determined using the self-correcting scheme,  $\pi_t^*$  then applies to the constrained PoEMV problem. The PoEMV-2 and CoEMV algorithms follow a similar principle, with their optimal feedback controls  $\pi_t^{sub*}$  (3.22) and  $\pi_t^{c*}$  (3.6) denoted as Optimal-2 and Optimal-3, respectively. Note that in the annual-to-daily conversion of the CoEMV, we employed a scaling adjustment by dividing the variance by 252 to assess the model's performance more accurately. We initialize the parameter vectors  $\hat{\theta}, \hat{\vartheta}, \hat{\psi}, \hat{\phi}$  for the PoEMV-1 algorithm,  $\tilde{\theta}, \tilde{\vartheta}, \tilde{\psi}, \tilde{\phi}$  for the PoEMV-2 algorithm and  $\theta, \vartheta, \psi, \phi$  for the CoEMV algorithm as zero vectors. For training, in each iteration, we generate one 10-year path for the index from the (filtered) asset-liability model ((3.11)) (2.6) using the specified parameters, and then use it as an episode. PoEMV-1 and CoEMV are set to 10,000 iterations, resulting in 10,000 episodes each, while PoEMV-2, with 4,000 iterations, results in 4,000 episodes. The terminal net wealth level (averaged over every 10 iterations) are shown in Fig.2. The variance of terminal net wealth over every 10 iterations are depicted in Fig.3. The Lagrange multiplier  $w$  (averaged over every 10 iterations) are shown in Fig.4.



Figure 2: The terminal net wealth (averaged over every 10 iterations) in the training process.

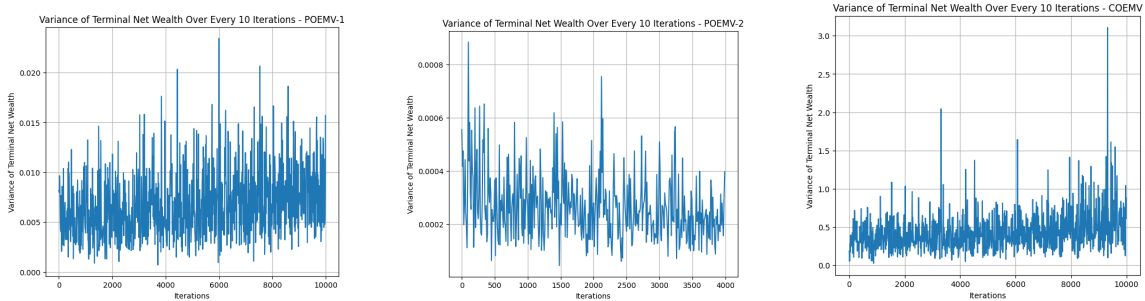


Figure 3: Variance of terminal net wealth over every 10 iterations in the training process.



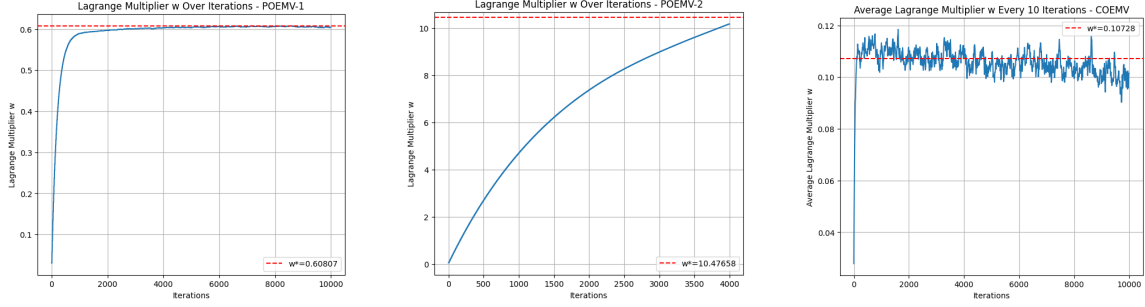


Figure 4: The Lagrange multiplier  $w$  (averaged over every 10 iterations) in the training process.

We further assess the out-of-sample performance of EMV using three measures: the mean and variance of terminal net wealth, and the 10-year Sharpe ratio, calculated as  $(\text{Mean} - 1)/\sqrt{\text{Variance}}$  with an initial wealth of  $x_0 = 1$ . We generate 1000 10-year testing paths that are independent of those used for training from the (filtered) asset-liability model, and implement the learned policies on them. As a benchmark, we also implement the optimal feedback controls. The values of the three measures in the out-of-sample test are displayed in Table 1, where the mean and variance are calculated from the sample mean and sample variance of the terminal net wealth levels over 1000 paths.

Table 1: Out-of-sample performance.

	Mean	Variance	Sharpe ratio
PoEMV-1	7.9985	0.0094	72.0167
Optimal-1	8.0149	0.0064	87.6481
PoEMV-2	6.8491	0.0003	333.3288
Optimal-2	7.3937	0.0002	456.0458
CoEMV	8.0184	0.8199	7.7506
Optimal-3	8.3412	0.7805	8.3096

Fig.2 demonstrates that the PoEMV-1 and CoEMV algorithms effectively bring the terminal net wealth to approach the target value within a finite number of iterations, which is consistent with the policy convergence results proved in Section 4.1. From Figs.2-4, one can observe that the PoEMV-1 algorithm converges faster and with less volatility compared to the CoEMV, while also exhibiting the best performance in learning the Lagrange multiplier  $w$ . In PoEMV-2 algorithm, using the expected value without considering market state learning, the converged results of the terminal net wealth show a significant gap from the target value, despite very small fluctuations.

By comparing each algorithm with its corresponding optimal results, the PoEMV-1 and CoEMV algo-

gorithms achieve superior out-of-sample performance in mean return, variance and Sharpe ratio, as shown in Table 1. Moreover, the PoEMV-1 maintains a small variance in terminal net wealth while achieving the target mean. This highlights the algorithm’s effectiveness in capturing the optimal policy with reasonable accuracy, positioning it as a viable alternative to mathematically optimized solutions.

## 5.2. Empirical study

In this section, we assess the performance of PoEMV-1 using real financial data. The return rates,  $e_t^0(\varepsilon_t)$  and  $q_t(\varepsilon_t)$ , along with the initial market state distribution  $\hat{p}_0$ , are set as described in Section 5.1. The fixed  $e_t^0(\varepsilon_t)$  corresponds to the return rate of a risk-free asset. For the risky asset, we use the S&P 500 index and collect 30 years of daily (monthly) data from March 1, 1993, to May 31, 2023, sourced from Yahoo Finance and CRSP. Our dataset includes 126 stocks with complete 30-year records. The first 20 years of data are used for training, while the remaining 10 years are allocated for out-of-sample testing.

Figure 5 illustrates the regime-switching behavior of the S&P 500 index during this period, revealing the alternation between bull (green) and bear (red) market phases. A bull market is defined by an increase of at least  $\gamma_1 = 24\%$ , while a bear market is characterized by a decline of at least  $\gamma_2 = 19\%$ . This regime classification provides a clear view of the market’s cyclical nature and sets the stage for evaluating PoEMV-1’s effectiveness in navigating these transitions.

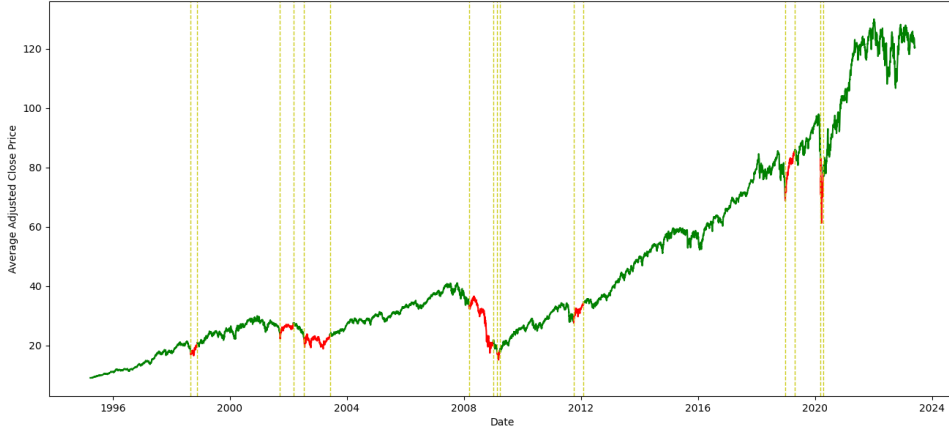


Figure 5: S&P 500 index from 01/03/1993 to 31/05/2023 with bull (green) and bear (red) market phases.

Our objective is to construct a portfolio that dynamically allocates between risk-free and risky assets for the mean-variance (MV) problem over a 10-year investment horizon. The terminal target is set at  $d = 8$ , with initial wealth  $x_0 = 1$  and initial liability  $l_0 = 0.1$ , corresponding to a 24.42% annualized return. Unlike in the simulation study, where unlimited paths can be generated, we face the challenge of data insufficiency with only one observed trajectory for the index. To address this, we use the first 20 years of data to estimate the beta of each stock in our dataset and select 35 stocks with betas between 0.9 and 1.1. We then apply

the universal training method proposed by Wang and Zhou (2020), treating the 35 paths of these different stocks as those of a single stock.

For each of the 35 stock paths, the first 20 years of data are divided into overlapping 10-year blocks, yielding 88,235 blocks for daily returns  $((20 - 10) \times 252 + 1) \times 35$  and 4,235 blocks for monthly returns  $((20 - 10) \times 12 + 1) \times 35$ . During each training iteration, one 10-year block is randomly sampled, and the parameters are estimated using the heuristic method proposed by Dai et al. (2016). Specifically, the expectation  $\mathbb{E}[e_t^1(i)]$  is calculated as the annualized sample average of daily (monthly) returns, and the variance  $\text{Var}[e_t^1(i)]$  is computed as the annualized sample variance. Transition probabilities are estimated as  $P_{12} = \varphi_1$  and  $P_{21} = \varphi_2$ , where  $\varphi_i$  represents the reciprocal of the average time spent in regime  $i$  over the 10-year period. To account for the greater relevance of recent data, parameters are updated using an exponential averaging method, with updates calculated as:  $\text{update} = (1 - 2/N) * \text{old} + (2/N) * \text{new}$ , where  $N = 6$ , based on the observed up and down trends between 1983 and 1993. These updated parameters are then used to apply our policy, forming a 10-year episode for policy evaluation and policy gradient updates. The learning rates  $\alpha$  and  $\eta$  match those used in the simulation study.

We compare two algorithms: our PoEMV-1 algorithm and the EMV algorithm from Cui et al. (2023). Both algorithms parameterize the value functions and policies using semi-analytical representations, followed by actor-critic learning with parameters updated via the martingale loss (ML) function and value function gradient. Training is conducted with  $\Delta t = 1/252$  until convergence is achieved.

In the EMV algorithm from Cui et al. (2023), the asset price follows a multi-period model with one risk-free asset and one risky asset, without regime-switching, so no filtering is required. The annualized return of the risk-free asset is set as  $r_f = \sum_{i,j=1,i \neq j}^2 e_t^0(i) \varphi_j / (\varphi_1 + \varphi_2)$ , and the S&P 500 index serves as the risky asset. Here,  $a$  and  $\sigma^2$  represent the annualized sample average (adjusted for  $r_f$ ) and the annualized sample variance of daily (monthly) returns, respectively. To facilitate comparative analysis, we also implement a classical control approach by estimating parameters from the 10-year index path, as done in PoEMV-1, and solve the optimal control problem using (3.21) with these estimates.

For out-of-sample testing, we apply the policies learned from both algorithms and the classical control approach to 126 stock paths, evaluating them on both daily and monthly bases. Table 2 presents the mean and variance of terminal wealth, along with the 10-year Sharpe ratio, for these implementations.

As shown in Table 2, both PoEMV-1 and the classical method produce mean terminal wealth close to the target level of  $d = 8$ , while the EMV algorithm exhibits a slight deviation from this target. However, significant differences emerge in the variance of terminal wealth across the methods. PoEMV-1 achieves the smallest variance-less than half of that seen with the EMV algorithm, which has the largest variance. The classical approach also results in relatively high variance, largely due to extremely low wealth levels observed in certain stock paths.

The comparison between PoEMV-1 and EMV underscores the critical importance of incorporating mar-

Table 2: Out-of-sample performance for three algorithms.

	Mean	Variance	Sharpe ratio
PoEMV-1	8.0625	0.0421	34.4353
EMV	7.4275	1.5412	5.1774
Classical	8.0425	0.0552	29.9839
Daily rebalancing			
	Mean	Variance	Sharpe ratio
PoEMV-1	8.1012	0.0822	24.7730
EMV	7.1243	2.1088	4.2173
Classical	8.0786	0.2036	15.6883
Monthly rebalancing			

ket regime filtering as a guiding signal for long-term investment decisions. The Sharpe ratio of the EMV algorithm is lower than that of the fully observable COEMV (see Table 1), highlighting the practical gains made by accounting for market regimes in optimal portfolio construction. Moreover, while both the classical method and PoEMV-1 utilize the same estimated environment parameters for filtering, their approach to deriving the optimal policy differs fundamentally. The classical method relies heavily on the estimated parameters, which can introduce bias and inaccuracies into the optimal policy. In contrast, PoEMV-1 mitigates this risk by refining the policy through iterative interactions, leading to superior outcomes, particularly in environments where estimation errors are prevalent.

Additionally, the impact of rebalancing frequency can be seen when comparing daily and monthly results. Across all three algorithms, the variance of terminal wealth is generally lower under daily rebalancing than under monthly rebalancing. This suggests that implementing the learned policy on a daily basis enables more timely adjustments to the investment strategy in response to market changes, resulting in better overall investment performance.

## 6. Conclusion

In this study, we modeled the optimal portfolio problem under the exploratory mean-variance (EMV) criterion by incorporating assets, liabilities, and market regimes, with the latter governed by a multi-period homogeneous Markov chain to reflect realistic financial market dynamics. Our key findings highlight that, under partial information-where the investor can only observe stock prices and not the underlying market regime-the original problem can be effectively transformed into a fully observable investment optimization problem using stochastic filtering theory. This transformation enabled us to derive the value function and the optimal investment strategy based on the Bellman principle.

A significant contribution of this research is the development of actor-critic reinforcement learning (RL) algorithms tailored to multi-period EMV investment in a regime-switching market. Specifically, the PoEMV-1, PoEMV-2, and CoEMV algorithms were introduced to capture optimal investment policies under different information settings. Our findings demonstrate that PoEMV-1 consistently achieves superior empirical performance and captures the optimal policy with high accuracy compared to CoEMV and PoEMV-2. Notably, PoEMV-1 outperforms the classical stochastic control approach and the standard EMV algorithm, which do not account for market regime changes. This result emphasizes the importance of incorporating regime-switching dynamics in portfolio optimization to enhance decision-making and performance.

Our analysis provides a robust economic interpretation of these comparative results, further validating the practical advantages of using regime-switching models in real-world financial settings. Looking forward, future research should focus on advancing RL algorithms for investment and trading problems, particularly by incorporating regime-switching dynamics alongside alternative performance metrics, to further improve decision-making frameworks in complex financial environments. These findings underscore the potential of regime-aware approaches in portfolio optimization, highlighting the significant benefits they offer over more traditional models.

## References

- A. Andonov, R.M.M.J. Bauer, K.J.M. Cremers, *Pension fund asset allocation and liability discount rates*, The Review of Financial Studies. 30(8) (2017) 2555-2595. <https://doi.org/10.1093/rfs/hhx020>.
- A. Ang, G. Bekaert, *International asset allocation with regime shifts*, The Review of Financial Studies. 15(4) (2002) 1137-1187. <https://doi.org/10.1093/rfs/15.4.1137>.
- A. Cowley, J.D. Cummins, *Securitization of life insurance assets and liabilities*, Journal of Risk and Insurance. 72(2) (2005) 193-226. <https://doi.org/10.1111/j.1539-6975.2005.00121.x>.
- B. Hambly, R.Y. Xu, H.N. Yang, *Recent advances in reinforcement learning in finance*, Mathematical Finance. 33(3) (2023) 437-503. <https://doi.org/10.1111/mafi.12382>.
- B. Wu, L.F. Li, *Reinforcement learning for continuous-time mean-variance portfolio selection in a regime-switching market*, Journal of Economic Dynamics and Control. 158(1) (2024) 104787. <https://doi.org/10.1016/j.jedc.2023.104787>.
- D. Li, W.L. Ng, *Optimal dynamic portfolio selection: multiperiod mean-variance formulation*, Mathematical Finance. 10(3) (2001) 387-406. <https://doi.org/10.1111/1467-9965.00100>.
- D.P. Li, Y. Shen, Y. Zeng, *Dynamic derivative-based investment strategy for mean-variance asset-liability management with stochastic volatility*, Insurance: Mathematics and Economics. 78(1) (2018) 72-86. <https://doi.org/10.1016/j.insmatheco.2017.11.006>.
- J.D. Hamilton, *A new approach to the economic analysis of nonstationary time series and the business cycle*, Econometrica. 57(2) (1989) 357-384. <https://doi.org/10.2307/1912559>.
- H.R. Wang, X.Y. Zhou, *Continuous-time mean-variance portfolio selection: A reinforcement learning framework*, Mathematical Finance. 30(4) (2020) 1273-1308. <https://doi.org/10.1111/mafi.12281>.
- H.X. Yao, X. Li, Z.F. Hao, Y. Li, *Dynamic asset-liability management in a markov market with stochastic cash flows*, Quantitative Finance. 16(10) (2016) 1575-1597. <https://doi.org/10.1080/14697688.2016.1151070>.

- J. Wei, K.C. Wong, S.C.P. Yam, S.P. Yung, *Markowitz's mean-variance asset-liability management with regime switching: A time-consistent approach*, Insurance: Mathematics and Economics. 53(1) (2013) 281-291. <https://doi.org/10.1016/j.insmatheco.2013.05.008>.
- J. Xiong, X.Y. Zhou, *Mean-variance portfolio selection under partial information*, SIAM Journal on Control and Optimization. 46(1) (2007) 156-175. <https://doi.org/10.1137/050641132>.
- J.N. Zhang, P. Chen, Z. Jin, S.M. Li, *Open-loop equilibrium strategy for mean-variance asset-liability management portfolio selection problem with debt ratio*, Journal of Computational and Applied Mathematics. 380(15) (2020) 112951. <https://doi.org/10.1016/j.cam.2020.112951>.
- J.Q. Wei, T.X. Wang, *Time-consistent mean-variance asset-liability management with random coefficients*, Insurance: Mathematics and Economics. 77(11) (2017) 84-96. <https://doi.org/10.1016/j.insmatheco.2017.08.011>.
- M. Dai, Q. Zhang, Q. J. Zhu, *Trend following trading under a regime switching model*, SIAM Journal on Financial Mathematics. 1(1) (2010) 780-810. <https://doi.org/10.1137/090770552>.
- M. Dai, Z. Yang, Q. Zhang, Q.J. Zhu, *Optimal trend following trading rules*, Mathematics of Operations Research. 41(2) (2016) 626-642. <https://doi.org/10.1287/moor.2015.0743>.
- M. Dai, Y.C. Dong, Y.W. Jia, *Learning equilibrium mean-variance strategy*, Mathematical Finance. 33(4) (2023) 1166-1212. <https://doi.org/10.1111/mafi.12402>.
- M. Zhang, P. Chen, *Mean-variance asset-liability management under constant elasticity of variance process*, Insurance: Mathematics and Economics. 70(9) (2016) 11-18. <https://doi.org/10.1016/j.insmatheco.2016.05.019>.
- H. Markowitz. *Portfolio selection*, The Journal of Finance. 7(1) (1952) 77-91. <https://doi.org/10.2307/2975974>.
- M.R. Hardy, *A Regime-Switching Model of Long-Term Stock Returns*, North American Actuarial Journal. 5(2) (2001) 41-53. <https://doi.org/10.1080/10920277.2001.10595984>
- P. Chen, H.L. Yang, G. Yin, *Markowitz's mean-variance asset-liability management with regime switching: A continuous-time model*, Insurance: Mathematics and Economics. 43(12) (2008) 456-465. <https://doi.org/10.1016/j.insmatheco.2008.09.001>.
- P. Chen, H.L. Yang, *Markowitz's mean-variance asset-liability management with regime switching: A multi-period model*, Applied Mathematical Finance. 18(1) (2011) 29-50. <https://doi.org/10.1080/13504861003703633>.
- R. Novy-Marx, J.D. Rauh, *Public pension promises: how big are they and what are they worth?*, The Journal of Finance. 66(4) (2011) 1211-1249. <https://doi.org/10.1111/j.1540-6261.2011.01664.x>.
- R.J. Elliott, L. Aggoun, J.B. Moore, *Hidden Markov Models*, Springer, 1997.
- R.P.M.M. Hoevenaars, R.D.J. Molenaar, P.C. Schotman, T.B.M. Steenkamp, *Strategic asset allocation with liabilities: Beyond stocks and bonds*, Journal of Economic Dynamics and Control. 32(9) (2008) 2939-2970. <https://doi.org/10.1016/j.jedc.2007.11.003>.
- R.S. Sutton, A.G. Barto, *Reinforcement learning: An introduction*, MIT press, 1998.
- S. Basak, G. Chabakauri, *Dynamic mean-variance asset allocation*, Review of Financial Studies. 23(8) (2010) 2970-3016. <https://doi.org/10.1093/rfs/hhq028>.
- P. Theodossiou, *Financial data and the skewed generalized T distribution*, Management Science. 44(12) (1998) 1650-1661. <https://doi.org/10.1287/mnsc.44.12.1650>.
- X.C. Peng, F.G. Chen, *Mean-variance asset-liability management with partial information and uncertain time horizon*, Optimization. 70(7) (2021) 1609-1636. <https://doi.org/10.1080/02331934.2020.1745795>.
- X.Y. Cui, J.J. Gao, X. Li, Y. Shi, *Survey on multi-period mean-variance portfolio selection model*, Journal of the Operations Research Society of China. 10 (2022) 599-622. <https://doi.org/10.1007/s40305-022-00397-6>.
- X.Y. Cui, X. Li, Y. Shi, S. Zhao, *Discrete-time mean-variance strategy based on reinforcement learning*. 12 (2023). <https://doi.org/10.48550/arXiv.2312.15385>.

- Y. Deng, F. Bao, Y. Kong, Z. Ren, Q. Dai, *Deep direct reinforcement learning for financial signal representation and trading*, IEEE Transactions on Neural Networks and Learning Systems. 28(3) (2016) 653-664. <https://doi.org/10.1109/TNNLS.2016.2522401>
- Y.W. Jia, X.Y. Zhou, *Policy evaluation and temporal-difference learning in continuous time and space: A martingale approach*, Available at SSRN 3905379. (2022). <https://doi.org/10.2139/ssrn.3905379>.
- Z.P. Liang, H. Chen, J.H. Zhu, K.K. Jiang, Y.R. Li, *Adversarial deep reinforcement learning in portfolio management*, 8 (2018). <https://doi.org/10.48550/arXiv.1808.09940>
- Z.X. Liang, M. Song, *Time-consistent reinsurance and investment strategies for mean-variance insurer under partial information*, Insurance: Mathematics and Economics. 65(11) (2015) 66-76. <https://doi.org/10.1016/j.insmatheco.2015.08.008>.

## Appendix A. Proofs and more

In the following we provide a complete proof of the theorems presented in this paper.

### Appendix A.1. Proof of Theorems 3.1 and 3.2

*Proof.* We begin by proving Theorem 3.1 using the Bellman's principle, which is formalized as

$$J_t^{c*}(x, l, \varepsilon; w) = \min_{\pi_t^c} \mathbb{E}_{t,x,l,\varepsilon} [J_{t+1}^{c*}(x_{t+1}^{\pi_t^c}, l_{t+1}, \varepsilon_{t+1}; w) + \lambda \int_{\mathbb{R}} \pi_t^c(u) \ln \pi_t^c(u) du]. \quad (\text{A.1})$$

For the sake of simplicity, we relabel  $e_t^0 := e_t^0(\varepsilon_t)$ ,  $\bar{e}_t^1 := e_t^1(\varepsilon_t) - e_t^0(\varepsilon_t)$  and  $q_t := q_t(\varepsilon_t)$ . Recall that the pair of first and second moments of  $e_t^0$ ,  $\bar{e}_t^1$  and  $q_t$  are denoted by  $(A_{0,t}, B_{0,t})$ ,  $(A_{1,t}, B_{1,t})$  and  $(A_{2,t}, B_{2,t})$ , respectively. We now consider the EMV problem (3.1) from period  $T$  to  $T-1$ . By (2.4), (2.5) and (3.2), the objective function at period  $T-1$  can be calculated from the following equation

$$\begin{aligned} J_{T-1}^{c*}(x, l, \varepsilon; w) &= \mathbb{E}_{T-1,x,l,\varepsilon} [(x_{T-1}^{\pi_{T-1}^c} - l_{T-1} - w)^2 + \lambda \int_{\mathbb{R}} \pi_{T-1}^c(u) \ln \pi_{T-1}^c(u) du] - (w - d)^2 \\ &= \mathbb{E}_{T-1,x,l,\varepsilon} [(x_{T-1}^{\pi_{T-1}^c})^2 - 2x_{T-1}^{\pi_{T-1}^c} l_{T-1} - 2wx_{T-1}^{\pi_{T-1}^c} + 2wl_{T-1} + l_{T-1}^2 + \lambda \int_{\mathbb{R}} \pi_{T-1}^c(u) \ln \pi_{T-1}^c(u) du] - d^2 + 2wd \\ &= \mathbb{E}_{T-1,x,l,\varepsilon} [(e_{T-1}^0 x_{T-1}^{\pi_{T-1}^c})^2 + (\bar{e}_{T-1}^1 u_{T-1}^{\pi_{T-1}^c})^2 + 2e_{T-1}^0 x_{T-1}^{\pi_{T-1}^c} \bar{e}_{T-1}^1 u_{T-1}^{\pi_{T-1}^c} \\ &\quad - 2e_{T-1}^0 x_{T-1}^{\pi_{T-1}^c} q_{T-1} l_{T-1} - 2\bar{e}_{T-1}^1 u_{T-1}^{\pi_{T-1}^c} q_{T-1} l_{T-1} - 2we_{T-1}^0 x_{T-1}^{\pi_{T-1}^c} - 2w\bar{e}_{T-1}^1 u_{T-1}^{\pi_{T-1}^c} \\ &\quad + 2wq_{T-1} l_{T-1} + (q_{T-1} l_{T-1})^2 + \lambda \int_{\mathbb{R}} \pi_{T-1}^c(u) \ln \pi_{T-1}^c(u) du] - d^2 + 2wd \\ &= \int_{\mathbb{R}} \left( \mathbb{E}[(\bar{e}_{T-1}^1)^2] u^2 + 2\mathbb{E}[e_{T-1}^0 \bar{e}_{T-1}^1] xu - 2w\mathbb{E}[\bar{e}_{T-1}^1] u - 2\mathbb{E}[q_{T-1}] l \mathbb{E}[\bar{e}_{T-1}^1] u \right. \\ &\quad \left. + \lambda \ln \pi_{T-1}^c(u) \right) \pi_{T-1}^c(u) du + \mathbb{E}[(e_{T-1}^0)^2] x^2 - 2\mathbb{E}[q_{T-1}] l \mathbb{E}[e_{T-1}^0] x - 2w\mathbb{E}[e_{T-1}^0] x \\ &\quad + 2w\mathbb{E}[q_{T-1}] l + \mathbb{E}[(q_{T-1})^2] l^2 - d^2 + 2wd \\ &= \int_{\mathbb{R}} \left( B_{1,T-1} u^2 + 2\mu_{T-1}(x, l; w) u + \lambda \ln \pi_{T-1}^c(u) \right) \pi_{T-1}^c(u) du \\ &\quad + B_{0,T-1} x^2 - 2A_{2,T-1} l A_{0,T-1} x - 2wA_{0,T-1} x + 2wA_{2,T-1} l + B_{2,T-1} l^2 - d^2 + 2wd, \end{aligned}$$

where  $\mu_{T-1}(x, l; w) := (A_{0,T-1}(A_{1,T-1} + A_{0,T-1}) - B_{0,T-1})x - A_{1,T-1}(w + A_{2,T-1}l)$ . In order to minimize the objective function at period  $T - 1$  with respect to  $\pi_{T-1}^c(u)$ , we set  $\partial J_{T-1}^c(x, l, \varepsilon; w)/\partial \pi_{T-1}^c(u) = 0$ , yielding the result

$$B_{1,T-1}u^2 + 2\mu_{T-1}(x, l; w)u + \lambda \ln \pi_{T-1}^c(u) + \lambda = 0.$$

Applying the usual verification technique and using the fact that  $\int_{\mathbb{R}} \pi^c(u)du = 1$  and  $\pi^c(u) > 0$  a.e. on  $\mathbb{R}$ , we can solve the above equation and obtain a feedback control whose density function is given by

$$\pi_{T-1}^{c*}(u; x, l, \varepsilon, w) = \frac{\exp\left\{-\frac{1}{\lambda}(B_{1,T-1}u^2 + 2\mu_{T-1}(x, l; w)u)\right\}}{\int_{\mathbb{R}} \exp\left\{-\frac{1}{\lambda}(B_{1,T-1}u^2 + 2\mu_{T-1}(x, l; w)u)\right\}du} = \mathcal{N}\left(u \middle| -\frac{\mu_{T-1}(x, l; w)}{B_{1,T-1}}, \frac{\lambda}{2B_{1,T-1}}\right).$$

Then, we have

$$\begin{aligned} \int_{\mathbb{R}} \ln \pi_{T-1}^{c*}(u) \pi_{T-1}^{c*}(u) du &= \int_{\mathbb{R}} \ln \left( \sqrt{\frac{B_{1,T-1}}{\pi\lambda}} \exp\left\{-\frac{B_{1,T-1}}{\lambda}\left(u + \frac{\mu_{T-1}(x, l; w)}{B_{1,T-1}}\right)^2\right\}\right) \pi_{T-1}^{c*}(u) du \\ &= \frac{1}{2} \ln \frac{B_{1,T-1}}{\pi\lambda} - \frac{B_{1,T-1}}{\lambda} \left( \left( \frac{\mu_{T-1}(x, l; w)}{B_{1,T-1}} \right)^2 + \frac{\lambda}{2B_{1,T-1}} - 2 \left( \frac{\mu_{T-1}(x, l; w)}{B_{1,T-1}} \right)^2 + \left( \frac{\mu_{T-1}(x, l; w)}{B_{1,T-1}} \right)^2 \right) \\ &= \frac{1}{2} \ln \frac{B_{1,T-1}}{\pi\lambda} - \frac{1}{2}. \end{aligned}$$

Substituting  $\pi_{T-1}^{c*}(u; x, l, \varepsilon, w)$  and the above result into  $J_{T-1}^c(x, l, \varepsilon; w)$  leads to

$$\begin{aligned} J_{T-1}^{c*}(x, l, \varepsilon; w) &= B_{1,T-1} \left( \left( \frac{\mu_{T-1}(x, l; w)}{B_{1,T-1}} \right)^2 + \frac{\lambda}{2B_{1,T-1}} \right) - \frac{2\mu_{T-1}^2(x, l; w)}{B_{1,T-1}} + \frac{\lambda}{2} \ln \frac{B_{1,T-1}}{\pi\lambda} - \frac{\lambda}{2} + B_{0,T-1}x^2 \\ &\quad - 2A_{2,T-1}lA_{0,T-1}x - 2wA_{0,T-1}x + 2wA_{2,T-1}l + B_{2,T-1}l^2 - d^2 + 2wd \\ &= \frac{\lambda}{2} \ln \frac{B_{1,T-1}}{\pi\lambda} - \frac{\mu_{T-1}^2(x, l; w)}{B_{1,T-1}} + B_{0,T-1}x^2 - 2(w + A_{2,T-1}l)A_{0,T-1}x + 2wA_{2,T-1}l \\ &\quad + B_{2,T-1}l^2 - d^2 + 2wd \\ &= \frac{\lambda}{2} \ln \frac{B_{1,T-1}}{\pi\lambda} + \frac{F_{1,T-1}}{B_{1,T-1}}x^2 - \frac{2F_{2,T-1}(w + A_{2,T-1}l)}{B_{1,T-1}}x - \frac{A_{1,T-1}^2}{B_{1,T-1}}(w + A_{2,T-1}l)^2 \\ &\quad + 2A_{2,T-1}wl + B_{2,T-1}l^2 - d^2 + 2wd, \end{aligned}$$

where  $F_{1,t}$  and  $F_{2,t}$  are given by (3.4) and (3.5), respectively. Next, we consider the EMV problem (3.1) from period  $T - 1$  to  $T - 2$ . By (A.1), we have

$$\begin{aligned} J_{T-2}^c(x, l, \varepsilon; w) &= \mathbb{E}_{T-2,x,l,\varepsilon} [J_{T-1}^{c*}(x_{T-1}^c, l_{T-1}, \varepsilon_{T-1}; w) + \lambda \int_{\mathbb{R}} \pi_{T-2}^c(u) \ln \pi_{T-2}^c(u) du] \\ &= \mathbb{E}_{T-2,x,l,\varepsilon} \left[ \frac{F_{1,T-1}}{B_{1,T-1}} (x_{T-1}^c)^2 - \frac{2F_{2,T-1}(w + A_{2,T-1}l_{T-1})}{B_{1,T-1}} x_{T-1}^c - \frac{A_{1,T-1}^2}{B_{1,T-1}} (w + A_{2,T-1}l_{T-1})^2 \right. \\ &\quad \left. + 2A_{2,T-1}wl_{T-1} + B_{2,T-1}l_{T-1}^2 + \lambda \int_{\mathbb{R}} \pi_{T-2}^c(u) \ln \pi_{T-2}^c(u) du \right] + \frac{\lambda}{2} \ln \frac{B_{1,T-1}}{\pi\lambda} - d^2 + 2wd. \end{aligned}$$



Substituting the wealth process (2.4) and the liability process (2.5) into this equation yields

$$\begin{aligned}
& J_{T-2}^{\pi^c}(x, l, \varepsilon; w) \\
&= \mathbb{E}_{T-2, x, l, \varepsilon} \left[ \frac{F_{1, T-1}}{B_{1, T-1}} (e_{T-2}^0 x_{T-2}^{\pi^c} + \bar{e}_{T-2}^1 u_{T-2}^{\pi^c})^2 \right. \\
&\quad - \frac{2F_{2, T-1}(w + A_{2, T-1}q_{T-2}l_{T-2})}{B_{1, T-1}} (e_{T-2}^0 x_{T-2}^{\pi^c} + \bar{e}_{T-2}^1 u_{T-2}^{\pi^c}) - \frac{A_{1, T-1}^2}{B_{1, T-1}} (w + A_{2, T-1}q_{T-2}l_{T-2})^2 \\
&\quad + 2A_{2, T-1}wq_{T-2}l_{T-2} + B_{2, T-1}(q_{T-2}l_{T-2})^2 + \lambda \int_{\mathbb{R}} \pi_{T-2}^c(u) \ln \pi_{T-2}^c(u) du \Big] + \frac{\lambda}{2} \ln \frac{B_{1, T-1}}{\pi \lambda} \\
&\quad - d^2 + 2wd \\
&= \mathbb{E}_{T-2, x, l, \varepsilon} \left[ \frac{F_{1, T-1}}{B_{1, T-1}} ((e_{T-2}^0 x)^2 + (\bar{e}_{T-2}^1 u_{T-2}^{\pi^c})^2 + 2e_{T-2}^0 x \bar{e}_{T-2}^1 u_{T-2}^{\pi^c}) \right. \\
&\quad - \frac{2F_{2, T-1}(w + A_{2, T-1}q_{T-2}l)}{B_{1, T-1}} e_{T-2}^0 x_{T-2}^{\pi^c} - \frac{2F_{2, T-1}(w + A_{2, T-1}q_{T-2}l)}{B_{1, T-1}} \bar{e}_{T-2}^1 u_{T-2}^{\pi^c} \\
&\quad - \frac{A_{1, T-1}^2}{B_{1, T-1}} (w + A_{2, T-1}q_{T-2}l)^2 + 2A_{2, T-1}wq_{T-2}l + B_{2, T-1}(q_{T-2}l)^2 + \lambda \int_{\mathbb{R}} \pi_{T-2}^c(u) \ln \pi_{T-2}^c(u) du \Big] \\
&\quad + \frac{\lambda}{2} \ln \frac{B_{1, T-1}}{\pi \lambda} - d^2 + 2wd \\
&= \int_{\mathbb{R}} \left( \frac{F_{1, T-1}B_{1, T-2}}{B_{1, T-1}} u^2 + \frac{2\mu_{T-2}(x, l; w)}{B_{1, T-1}} u + \lambda \ln \pi_{T-2}^c(u) \right) \pi_{T-2}^c(u) du \\
&\quad + \frac{\lambda}{2} \ln \frac{B_{1, T-1}}{\pi \lambda} + \frac{F_{1, T-1}B_{0, T-2}}{B_{1, T-1}} x^2 - \frac{2F_{2, T-1}A_{0, T-2}(w + A_{2, T-1}A_{2, T-2}l)}{B_{1, T-1}} x \\
&\quad - \frac{A_{1, T-1}^2}{B_{1, T-1}} (w + A_{2, T-1}A_{2, T-2}l)^2 + 2A_{2, T-1}A_{2, T-2}wl + B_{2, T-1}B_{2, T-2}l^2 - d^2 + 2wd,
\end{aligned}$$

where

$$\mu_{T-2}(x, l; w) = F_{1, T-1} (A_{0, T-2}(A_{1, T-2} + A_{0, T-2}) - B_{0, T-2})x - F_{2, T-1}A_{1, T-2}(w + A_{2, T-1}A_{2, T-2}l).$$

To obtain the value function at period  $T-2$  about  $\pi_{T-2}^c(u)$ , we set  $\partial J_{T-2}^{\pi^c}(x, l, \varepsilon; w) / \partial \pi_{T-2}^c(u) = 0$  to get

$$\frac{F_{1, T-1}B_{1, T-2}}{B_{1, T-1}} u^2 + \frac{2\mu_{T-2}(x, l; w)}{B_{1, T-1}} u + \lambda \ln \pi_{T-2}^c(u) + \lambda = 0.$$

Similar to the derivation of  $\pi_{T-1}^{c*}$ , we can obtain a feedback control whose density function is

$$\pi_{T-2}^{c*}(u; x, l, \varepsilon, w) = \mathcal{N}\left(u \mid -\frac{\mu_{T-2}(x, l; w)}{F_{1, T-1}B_{1, T-2}}, \frac{\lambda B_{1, T-1}}{2F_{1, T-1}B_{1, T-2}}\right).$$

Then, we have

$$\begin{aligned}
& \int_{\mathbb{R}} \ln \pi_{T-2}^{c*}(u) \pi_{T-2}^{c*}(u) du = \frac{1}{2} \ln \frac{F_{1, T-1}B_{1, T-2}}{\pi \lambda B_{1, T-1}} - \frac{F_{1, T-1}B_{1, T-2}}{\lambda B_{1, T-1}} \int_{\mathbb{R}} \left(u + \frac{\mu_{T-2}(x, l; w)}{F_{1, T-1}B_{1, T-2}}\right)^2 \pi_{T-2}^{c*}(u) du \\
&= \frac{1}{2} \ln \frac{F_{1, T-1}B_{1, T-2}}{\pi \lambda B_{1, T-1}} - \frac{1}{2}.
\end{aligned}$$

Substituting  $\pi_{T-2}^{c*}(u; x, l, \varepsilon, w)$  and the above result into  $J_{T-2}^{\pi^c}(x, l, \varepsilon; w)$  brings about

$$\begin{aligned}
& J_{T-2}^{c*}(x, l, \varepsilon; w) \\
&= \frac{F_{1,T-1}B_{1,T-2}}{B_{1,T-1}} \left( \frac{\mu_{T-2}^2(x, l; w)}{F_{1,T-1}^2 B_{1,T-2}^2} + \frac{\lambda B_{1,T-1}}{2F_{1,T-1}B_{1,T-2}} \right) - \frac{2\mu_{T-2}^2(x, l; w)}{B_{1,T-1}F_{1,T-1}B_{1,T-2}} + \frac{\lambda}{2} \ln \frac{F_{1,T-1}B_{1,T-2}}{\pi \lambda B_{1,T-1}} \\
&\quad - \frac{\lambda}{2} + \frac{\lambda}{2} \ln \frac{B_{1,T-1}}{\pi \lambda} + \frac{F_{1,T-1}B_{0,T-2}}{B_{1,T-1}} x^2 - \frac{2F_{2,T-1}A_{0,T-2}(w + A_{2,T-1}A_{2,T-2}l)}{B_{1,T-1}} x \\
&\quad - \frac{A_{1,T-1}^2}{B_{1,T-1}} (w + A_{2,T-1}A_{2,T-2}l)^2 + 2A_{2,T-1}A_{2,T-2}wl + B_{2,T-1}B_{2,T-2}l^2 - d^2 + 2wd \\
&= -\frac{\mu_{T-2}^2(x, l; w)}{B_{1,T-1}F_{1,T-1}B_{1,T-2}} + \frac{\lambda}{2} \ln \frac{F_{1,T-1}B_{1,T-2}}{\pi \lambda B_{1,T-1}} + \frac{\lambda}{2} \ln \frac{B_{1,T-1}}{\pi \lambda} + \frac{F_{1,T-1}B_{0,T-2}}{B_{1,T-1}} x^2 \\
&\quad - \frac{2F_{2,T-1}A_{0,T-2}(w + A_{2,T-1}A_{2,T-2}l)}{B_{1,T-1}} x - \frac{A_{1,T-1}^2}{B_{1,T-1}} (w + A_{2,T-1}A_{2,T-2}l)^2 \\
&\quad + 2A_{2,T-1}A_{2,T-2}wl + B_{2,T-1}B_{2,T-2}l^2 - d^2 + 2wd \\
&= \frac{\lambda}{2} \ln \frac{F_{1,T-1}B_{1,T-2}}{\pi^2 \lambda^2} + \frac{F_{1,T-1}F_{1,T-2}}{B_{1,T-1}B_{1,T-2}} x^2 - \frac{2F_{2,T-1}F_{2,T-2}(w + A_{2,T-1}A_{2,T-2}l)}{B_{1,T-1}B_{1,T-2}} x \\
&\quad - \left( \frac{F_{2,T-1}A_{1,T-2}^2}{B_{1,T-1}F_{1,T-1}B_{1,T-2}} + \frac{A_{1,T-1}^2}{B_{1,T-1}} \right) (w + A_{2,T-1}A_{2,T-2}l)^2 + 2A_{2,T-1}A_{2,T-2}wl + B_{2,T-1}B_{2,T-2}l^2 \\
&\quad - d^2 + 2wd.
\end{aligned}$$

Evidently, the value function (3.3) and the optimal policy (3.6) we are proving hold true at period  $T-1$  and  $T-2$ .

Now, we need to prove that at any time period  $t \in [0, T]$ , the value function (3.3) holds and the distribution of the optimal feedback control subjects to (3.6). To this end, we first assume that both (3.3) and (3.6) hold true at period  $t+1$ . Then, by (2.4), (2.5), (3.3) and (A.1), the objective function at period  $t$  can be transformed into the following equation

$$\begin{aligned}
& J_t^{\pi^c}(x, l, \varepsilon; w) = \mathbb{E}_{t,x,l,\varepsilon} [J_{t+1}^{c*}(x_{t+1}^{\pi^c}, l_{t+1}, \varepsilon_{t+1}; w) + \lambda \int_{\mathbb{R}} \pi_t^c(u) \ln \pi_t^c(u) du] \\
&= \mathbb{E}_{t,x,l,\varepsilon} \left[ \left( \prod_{k=t+1}^{T-1} \frac{F_{1,k}}{B_{1,k}} \right) (x_{t+1}^{\pi^c})^2 - 2 \left( \prod_{k=t+1}^{T-1} \frac{F_{2,k}}{B_{1,k}} \right) (w + l_{t+1} \prod_{k=t+1}^{T-1} A_{2,k}) x_{t+1}^{\pi^c} \right. \\
&\quad \left. - (w + l_{t+1} \prod_{k=t+1}^{T-1} A_{2,k})^2 \sum_{k=t+1}^{T-1} \left( \frac{A_{1,k}^2}{B_{1,k}} \prod_{j=k+1}^{T-1} \frac{F_{2,j}}{B_{1,j}F_{1,j}} \right) + 2 \left( \prod_{k=t+1}^{T-1} A_{2,k} \right) w l_{t+1} + \left( \prod_{k=t+1}^{T-1} B_{2,k} \right) l_{t+1}^2 \right. \\
&\quad \left. + \lambda \int_{\mathbb{R}} \pi_t^c(u) \ln \pi_t^c(u) du \right] + \frac{\lambda}{2} \ln \prod_{k=t+1}^{T-1} \left( \frac{B_{1,k}}{\pi \lambda} \prod_{j=k+1}^{T-1} \frac{F_{1,j}}{B_{1,j}} \right) - d^2 + 2wd \\
&= \mathbb{E}_{t,x,l,\varepsilon} \left[ \left( \prod_{k=t+1}^{T-1} \frac{F_{1,k}}{B_{1,k}} \right) (e_t^0 x + \bar{e}_t^1 u_t^{\pi^c})^2 - 2 \left( \prod_{k=t+1}^{T-1} \frac{F_{2,k}}{B_{1,k}} \right) (w + q_t l \prod_{k=t+1}^{T-1} A_{2,k}) (e_t^0 x + \bar{e}_t^1 u_t^{\pi^c}) \right. \\
&\quad \left. - (w + l_{t+1} \prod_{k=t+1}^{T-1} A_{2,k})^2 \sum_{k=t+1}^{T-1} \left( \frac{A_{1,k}^2}{B_{1,k}} \prod_{j=k+1}^{T-1} \frac{F_{2,j}}{B_{1,j}F_{1,j}} \right) + 2 \left( \prod_{k=t+1}^{T-1} A_{2,k} \right) w l_{t+1} + \left( \prod_{k=t+1}^{T-1} B_{2,k} \right) l_{t+1}^2 \right. \\
&\quad \left. + \lambda \int_{\mathbb{R}} \pi_t^c(u) \ln \pi_t^c(u) du \right] + \frac{\lambda}{2} \ln \prod_{k=t+1}^{T-1} \left( \frac{B_{1,k}}{\pi \lambda} \prod_{j=k+1}^{T-1} \frac{F_{1,j}}{B_{1,j}} \right) - d^2 + 2wd
\end{aligned}$$

$$\begin{aligned}
& - (w + q_t l \prod_{k=t+1}^{T-1} A_{2,k})^2 \sum_{k=t+1}^{T-1} \left( \frac{A_{1,k}^2}{B_{1,k}} \prod_{j=k+1}^{T-1} \frac{F_{2,j}^2}{B_{1,j} F_{1,j}} \right) + 2 \left( \prod_{k=t+1}^{T-1} A_{2,k} \right) w q_t l + \left( \prod_{k=t+1}^{T-1} B_{2,k} \right) (q_t l)^2 \\
& + \lambda \int_{\mathbb{R}} \pi_t^c(u) \ln \pi_t^c(u) du + \frac{\lambda}{2} \ln \prod_{k=t+1}^{T-1} \left( \frac{B_{1,k}}{\pi \lambda} \prod_{j=k+1}^{T-1} \frac{F_{1,j}}{B_{1,j}} \right) - d^2 + 2wd \\
& = \int_{\mathbb{R}} \left( \left( \prod_{k=t+1}^{T-1} \frac{F_{1,k}}{B_{1,k}} \right) B_{1,t} u^2 + 2 \frac{\mu_t(x, l; w)}{\prod_{k=t+1}^{T-1} B_{1,k}} u + \lambda \ln \pi_t^c(u) \right) \pi_t^c(u) du \\
& + \frac{\lambda}{2} \ln \prod_{k=t+1}^{T-1} \left( \frac{B_{1,k}}{\pi \lambda} \prod_{j=k+1}^{T-1} \frac{F_{1,j}}{B_{1,j}} \right) + \left( \prod_{k=t+1}^{T-1} \frac{F_{1,k}}{B_{1,k}} \right) B_{0,t} x^2 - 2 \left( \prod_{k=t+1}^{T-1} \frac{F_{2,k}}{B_{1,k}} \right) (w + A_{2,t} l \prod_{k=t+1}^{T-1} A_{2,k}) A_{0,t} x \\
& - (w + A_{2,t} l \prod_{k=t+1}^{T-1} A_{2,k})^2 \sum_{k=t+1}^{T-1} \left( \frac{A_{1,k}^2}{B_{1,k}} \prod_{j=k+1}^{T-1} \frac{F_{2,j}^2}{B_{1,j} F_{1,j}} \right) + 2 \left( \prod_{k=t+1}^{T-1} A_{2,k} \right) w A_{2,t} l + \left( \prod_{k=t+1}^{T-1} B_{2,k} \right) B_{2,t} l^2 \\
& - d^2 + 2wd,
\end{aligned} \tag{A.2}$$

where  $\mu_t(x, l; w) := (\prod_{k=t+1}^{T-1} F_{1,k}) (A_{0,t} (A_{1,t} + A_{0,t}) - B_{0,t}) x - A_{1,t} (\prod_{k=t+1}^{T-1} F_{2,k}) (w + l \prod_{k=t}^{T-1} A_{2,k})$ . To obtain the value function at period  $t$  about  $\pi_t^c(u)$ , we set  $\partial J_t^{\pi^c}(x, l, \varepsilon; w) / \partial \pi_t^c(u) = 0$  to get

$$\left( \prod_{k=t+1}^{T-1} \frac{F_{1,k}}{B_{1,k}} \right) B_{1,t} u^2 + 2 \frac{\mu_t(x, l; w)}{\prod_{k=t+1}^{T-1} B_{1,k}} u + \lambda \ln \pi_t^c(u) + \lambda = 0.$$

Similar to the derivation of  $\pi_{T-1}^{c*}$ , we can obtain a feedback control whose density function is

$$\begin{aligned}
\pi_t^{c*}(u; x, l, \varepsilon, w) &= \mathcal{N} \left( u \middle| - \frac{\mu_t(x, l; w)}{B_{1,t} \prod_{k=t+1}^{T-1} F_{1,k}}, \frac{\lambda}{2 B_{1,t}} \prod_{k=t+1}^{T-1} \frac{B_{1,k}}{F_{1,k}} \right) \\
&= \mathcal{N} \left( u \middle| - \left( \frac{A_{0,t} (A_{1,t} + A_{0,t}) - B_{0,t}}{B_{1,t}} x - \frac{A_{1,t}}{B_{1,t}} \left( \prod_{k=t+1}^{T-1} \frac{F_{2,k}}{F_{1,k}} \right) (w + l \prod_{k=t}^{T-1} A_{2,k}) \right), \frac{\lambda}{2 B_{1,t}} \prod_{k=t+1}^{T-1} \frac{B_{1,k}}{F_{1,k}} \right),
\end{aligned}$$

which exactly matches the form of (3.6). Then, we have

$$\begin{aligned}
\int_{\mathbb{R}} \ln \pi_t^{c*}(u) \pi_t^{c*}(u) du &= \int_{\mathbb{R}} \left( \frac{1}{2} \ln \frac{B_{1,t}}{\pi \lambda} \prod_{k=t+1}^{T-1} \frac{F_{1,k}}{B_{1,k}} - \frac{B_{1,t}}{\lambda} \prod_{k=t+1}^{T-1} \frac{F_{1,k}}{B_{1,k}} \left( u + \frac{\mu_t(x, l; w)}{B_{1,t} \prod_{k=t+1}^{T-1} F_{1,k}} \right)^2 \right) \pi_t^{c*}(u) du \\
&= \frac{1}{2} \ln \frac{B_{1,t}}{\pi \lambda} \prod_{k=t+1}^{T-1} \frac{F_{1,k}}{B_{1,k}} - \frac{B_{1,t}}{\lambda} \prod_{k=t+1}^{T-1} \frac{F_{1,k}}{B_{1,k}} \cdot \frac{\lambda}{2 B_{1,t}} \prod_{k=t+1}^{T-1} \frac{B_{1,k}}{F_{1,k}} = \frac{1}{2} \ln \frac{B_{1,t}}{\pi \lambda} \prod_{k=t+1}^{T-1} \frac{F_{1,k}}{B_{1,k}} - \frac{1}{2}.
\end{aligned}$$

Substituting  $\pi_t^{c*}(u; x, l, \varepsilon, w)$  and the above result into (A.2), we get

$$\begin{aligned}
J_t^{c*}(x, l, \varepsilon; w) &= \left( \prod_{k=t+1}^{T-1} \frac{F_{1,k}}{B_{1,k}} \right) B_{1,t} \left( \frac{\mu_t^2(x, l; w)}{B_{1,t}^2 \prod_{k=t+1}^{T-1} F_{1,k}^2} + \frac{\lambda}{2 B_{1,t}} \prod_{k=t+1}^{T-1} \frac{B_{1,k}}{F_{1,k}} \right) - \frac{2 \mu_t^2(x, l; w)}{B_{1,t} \prod_{k=t+1}^{T-1} B_{1,k} F_{1,k}} \\
&+ \frac{\lambda}{2} \ln \frac{B_{1,t}}{\pi \lambda} \prod_{k=t+1}^{T-1} \frac{F_{1,k}}{B_{1,k}} - \frac{\lambda}{2} + \frac{\lambda}{2} \ln \prod_{k=t+1}^{T-1} \left( \frac{B_{1,k}}{\pi \lambda} \prod_{j=k+1}^{T-1} \frac{F_{1,j}}{B_{1,j}} \right) + \left( \prod_{k=t+1}^{T-1} \frac{F_{1,k}}{B_{1,k}} \right) B_{0,t} x^2 \\
&- 2 \left( \prod_{k=t+1}^{T-1} \frac{F_{2,k}}{B_{1,k}} \right) (w + l \prod_{k=t}^{T-1} A_{2,k}) A_{0,t} x - (w + l \prod_{k=t}^{T-1} A_{2,k})^2 \sum_{k=t+1}^{T-1} \left( \frac{A_{1,k}^2}{B_{1,k}} \prod_{j=k+1}^{T-1} \frac{F_{2,j}^2}{B_{1,j} F_{1,j}} \right) \\
&+ 2 \left( \prod_{k=t}^{T-1} A_{2,k} \right) w l + \left( \prod_{k=t}^{T-1} B_{2,k} \right) l^2 - d^2 + 2wd
\end{aligned}$$

$$\begin{aligned}
&= -\frac{\mu_t^2(x, l; w)}{B_{1,t} \prod_{k=t+1}^{T-1} B_{1,k} F_{1,k}} + \frac{\lambda}{2} \ln \prod_{k=t}^{T-1} \left( \frac{B_{1,k}}{\pi \lambda} \prod_{j=k+1}^{T-1} \frac{F_{1,j}}{B_{1,j}} \right) + \left( \prod_{k=t+1}^{T-1} \frac{F_{1,k}}{B_{1,k}} \right) B_{0,t} x^2 \\
&\quad - 2 \left( \prod_{k=t+1}^{T-1} \frac{F_{2,k}}{B_{1,k}} \right) (w + l \prod_{k=t}^{T-1} A_{2,k}) A_{0,t} x - (w + l \prod_{k=t}^{T-1} A_{2,k})^2 \sum_{k=t+1}^{T-1} \left( \frac{A_{1,k}^2}{B_{1,k}} \prod_{j=k+1}^{T-1} \frac{F_{2,j}^2}{B_{1,j} F_{1,j}} \right) \\
&\quad + 2 \left( \prod_{k=t}^{T-1} A_{2,k} \right) w l + \left( \prod_{k=t}^{T-1} B_{2,k} \right) l^2 - d^2 + 2wd \\
&= \frac{\lambda}{2} \ln \prod_{k=t}^{T-1} \left( \frac{B_{1,k}}{\pi \lambda} \prod_{j=k+1}^{T-1} \frac{F_{1,j}}{B_{1,j}} \right) + \left( \prod_{k=t}^{T-1} \frac{F_{1,k}}{B_{1,k}} \right) x^2 - 2 \left( \prod_{k=t}^{T-1} \frac{F_{2,k}}{B_{1,k}} \right) (w + l \prod_{k=t}^{T-1} A_{2,k}) x \\
&\quad - (w + l \prod_{k=t}^{T-1} A_{2,k})^2 \sum_{k=t}^{T-1} \left( \frac{A_{1,k}^2}{B_{1,k}} \prod_{j=k+1}^{T-1} \frac{F_{2,j}^2}{B_{1,j} F_{1,j}} \right) + 2 \left( \prod_{k=t}^{T-1} A_{2,k} \right) w l + \left( \prod_{k=t}^{T-1} B_{2,k} \right) l^2 - d^2 + 2wd,
\end{aligned}$$

which is consistent with (3.3). By the principle of mathematical induction, the results (3.3) and (3.6) hold for all periods  $t \in [0, T]$ .

Finally, we prove Theorem 3.2. With the return rates of asset and liability filtered according to (3.9) and (3.10), we replace  $A_{i,t}$ ,  $B_{i,t}$  and  $F_{i,t}$  with  $\hat{A}_{i,t}$ ,  $\hat{B}_{i,t}$  and  $\hat{F}_{i,t}$ , respectively, as defined in (3.14)-(3.20). We also substitute  $\varepsilon$  with  $\hat{p}$ ,  $\pi^c$  with  $\pi$ , and  $J$  with  $\hat{J}$ . Using a similar derivation with these substituted symbols, we can derive the value function (3.18) and the optimal feedback control (3.21) at all periods  $t \in [0, T]$ , which are actually the results of substituting the symbols in (3.3) and (3.6).

□

#### Appendix A.2. Proof of Theorems 4.1 and 4.2

*Proof.* We first prove Theorem 4.1, which is under complete information. Starting with (4.1), applying the Bellman's principle yields

$$\begin{aligned}
J_t^{\pi^{c_0}}(x, l, \varepsilon; w) &= \mathbb{E}_{t,x,l,\varepsilon} [J_{t+1}^{\pi^{c_0}}(x_{t+1}^{\pi^{c_0}}, l_{t+1}, \varepsilon_{t+1}; w) + \lambda \int_{\mathbb{R}} \pi_t^{c_0}(u) \ln \pi_t^{c_0}(u) du] \\
&= \mathbb{E}_{t,x,l,\varepsilon} \left[ \frac{(x_{t+1}^{\pi^{c_0}})^2}{h_{2,T-t-1}} - \frac{2h_{1,T-t-1}}{h_{2,T-t-1}} (w + l_{t+1} f_{1,T-t-1}) x_{t+1}^{\pi^{c_0}} - (w + l_{t+1} f_{1,T-t-1})^2 \sum_{k=0}^{T-t-2} \frac{g_{1,T-k-1}^2 h_{1,k}^2}{g_{2,T-k-1} h_{2,k}} \right. \\
&\quad \left. + 2f_{1,T-t-1} w l_{t+1} + f_{2,T-t-1} l_{t+1}^2 + \lambda \int_{\mathbb{R}} \pi_t^{c_0}(u) \ln \pi_t^{c_0}(u) du \right] + Y_{t+1} \\
&= \int_{\mathbb{R}} \left( \frac{B_{1,t}}{h_{2,T-t-1}} u^2 + \frac{2\nu_1(x, l; w)}{h_{2,T-t-1}} u + \lambda \ln \pi_t^{c_0}(u) \right) \pi_t^{c_0}(u) du + \frac{B_{0,t}}{h_{2,T-t-1}} x^2 \\
&\quad - \frac{2h_{1,T-t-1}}{h_{2,T-t-1}} (w + A_{2,t} l f_{1,T-t-1}) A_{0,t} x - (w + A_{2,t} l f_{1,T-t-1})^2 \sum_{k=0}^{T-t-2} \frac{g_{1,T-1-k}^2 h_{1,k}^2}{g_{2,T-1-k} h_{2,k}} \\
&\quad + 2f_{1,T-t-1} w A_{2,t} l + f_{2,T-t-1} B_{2,t} l^2 + Y_{t+1},
\end{aligned} \tag{A.3}$$

where  $\nu_1(x, l; w) := (A_{0,t}A_{1,t} - (B_{0,t} - A_{0,t}^2))x - A_{1,t}h_{1,T-t-1}(w + A_{2,t}lf_{1,T-t-1})$ . Given the iterative condition in (4.2) and setting  $\partial J_t^{\pi^{c_0}}(x, l, \varepsilon; w)/\partial \pi_t^{c_0}(u) = 0$ , we obtain

$$\frac{B_{1,t}}{h_{2,T-t-1}}u^2 + \frac{2\nu_1(x, l; w)}{h_{2,T-t-1}}u + \lambda \ln \pi_t^{c_0}(u) + \lambda = 0.$$

Using the standard verification technique and the fact that  $\int_{\mathbb{R}} \pi_t^{c_0}(u)du = 1$  and  $\pi_t^{c_0}(u) > 0$  a.e. on  $\mathbb{R}$ , we obtain a feedback control whose density function is given by

$$\pi_t^{c_1}(u; x, l, \varepsilon, w) = \mathcal{N}\left(u \middle| -\frac{\nu_1(x, l; w)}{B_{1,t}}, \frac{\lambda h_{2,T-t-1}}{2B_{1,t}}\right).$$

Correspondingly, we have

$$\begin{aligned} \int_{\mathbb{R}} \ln \pi_t^{c_1}(u) \pi_t^{c_1}(u) du &= \int_{\mathbb{R}} \ln \left( \sqrt{\frac{B_{1,t}}{\pi \lambda h_{2,T-t-1}}} \exp \left\{ -\frac{B_{1,t}}{\lambda h_{2,T-t-1}} \left( u + \frac{\nu_1(x, l; w)}{B_{1,t}} \right)^2 \right\} \right) \pi_t^{c_1}(u) du \\ &= \frac{1}{2} \ln \frac{B_{1,t}}{\pi \lambda h_{2,T-t-1}} - \frac{B_{1,t}}{\lambda h_{2,T-t-1}} \left( \frac{\nu_1^2(x, l; w)}{B_{1,t}^2} + \frac{\lambda h_{2,T-t-1}}{2B_{1,t}} - \frac{2\nu_1^2(x, l; w)}{B_{1,t}^2} + \frac{\nu_1^2(x, l; w)}{B_{1,t}^2} \right) \\ &= \frac{1}{2} \ln \frac{B_{1,t}}{\pi \lambda h_{2,T-t-1}} - \frac{1}{2}. \end{aligned}$$

Then, substituting the updated policy  $\pi_t^{c_1}(u)$  into (A.3), we can get the objective function  $J_t^{\pi^{c_1}}(x, l, \varepsilon; w)$  as follows,

$$\begin{aligned} J_t^{\pi^{c_1}}(x, l, \varepsilon; w) &= \frac{B_{1,t}}{h_{2,T-t-1}} \left( \frac{\nu_1^2(x, l; w)}{B_{1,t}^2} + \frac{\lambda h_{2,T-t-1}}{2B_{1,t}} \right) - \frac{2\nu_1^2(x, l; w)}{h_{2,T-t-1}B_{1,t}} + \frac{\lambda}{2} \ln \frac{B_{1,t}}{\pi \lambda h_{2,T-t-1}} - \frac{\lambda}{2} \\ &\quad + \frac{B_{0,t}}{h_{2,T-t-1}}x^2 - \frac{2h_{1,T-t-1}}{h_{2,T-t-1}}(w + A_{2,t}lf_{1,T-t-1})A_{0,t}x - (w + A_{2,t}lf_{1,T-t-1})^2 \sum_{k=0}^{T-t-2} \frac{g_{1,T-1-k}^2 h_{1,k}^2}{g_{2,T-1-k} h_{2,k}} \\ &\quad + 2f_{1,T-t-1}wA_{2,t}l + f_{2,T-t-1}B_{2,t}l^2 + Y_{t+1} \\ &= -\frac{\nu_1^2(x, l; w)}{h_{2,T-t-1}B_{1,t}} + \frac{\lambda}{2} \ln \frac{B_{1,t}}{\pi \lambda h_{2,T-t-1}} + \frac{B_{0,t}}{h_{2,T-t-1}}x^2 - \frac{2h_{1,T-t-1}}{h_{2,T-t-1}}(w + A_{2,t}lf_{1,T-t-1})A_{0,t}x \\ &\quad - (w + A_{2,t}lf_{1,T-t-1})^2 \sum_{k=0}^{T-t-2} \frac{g_{1,T-1-k}^2 h_{1,k}^2}{g_{2,T-1-k} h_{2,k}} + 2f_{1,T-t-1}wA_{2,t}l + f_{2,T-t-1}B_{2,t}l^2 + Y_{t+1} \\ &= \left( \frac{B_{0,t}}{h_{2,T-t-1}} - \frac{(A_{0,t}A_{1,t} - (B_{0,t} - A_{0,t}^2))^2}{h_{2,T-t-1}B_{1,t}} \right) x^2 - \frac{2h_{1,T-t-1}}{h_{2,T-t-1}} \left( A_{0,t} - \frac{(A_{0,t}A_{1,t} - (B_{0,t} - A_{0,t}^2))A_{1,t}}{B_{1,t}} \right) \\ &\quad \cdot (w + A_{2,t}lf_{1,T-t-1})x - (w + A_{2,t}lf_{1,T-t-1})^2 \left( \frac{A_{1,t}^2 h_{1,T-t-1}^2}{B_{1,t} h_{2,T-t-1}} + \sum_{k=0}^{T-t-2} \frac{g_{1,T-1-k}^2 h_{1,k}^2}{g_{2,T-1-k} h_{2,k}} \right) + \frac{\lambda}{2} \ln \frac{B_{1,t}}{\pi \lambda h_{2,T-t-1}} \\ &\quad + 2f_{1,T-t-1}wA_{2,t}l + f_{2,T-t-1}B_{2,t}l^2 + Y_{t+1} \\ &= \frac{\lambda}{2} \ln \frac{B_{1,t}}{\pi \lambda h_{2,T-t-1}} + \frac{F_{1,t}}{h_{2,T-t-1}B_{1,t}}x^2 - \frac{2h_{1,T-t-1}}{h_{2,T-t-1}} \frac{F_{2,t}}{B_{1,t}}(w + lf_{1,T-t-1}A_{2,t})x \\ &\quad - (w + lf_{1,T-t-1}A_{2,t})^2 \left( \frac{h_{1,T-t-1}^2 A_{1,t}^2}{h_{2,T-t-1}B_{1,t}} + \sum_{k=0}^{T-t-2} \frac{g_{1,T-1-k}^2 h_{1,k}^2}{g_{2,T-1-k} h_{2,k}} \right) + 2f_{1,T-t-1}A_{2,t}wl + f_{2,T-t-1}B_{2,t}l^2 + Y_{t+1}. \end{aligned}$$

Also, we can get  $J_t^{\pi^{c_1}}(x, l, \varepsilon; w) \leq J_t^{\pi^{c_0}}(x, l, \varepsilon; w)$ . After updating the policy for  $n$  times based on update condition (4.2), we can obtain  $J_t^{\pi^{c_n}}(x, l, \varepsilon; w)$  as shown in (4.4) with the policy  $\pi_t^{c_n}(u)$  indicated by (4.3). Next, we proceed to derive the expression of the objective function  $J_t^{\pi^{c_{n+1}}}(x, l, \varepsilon; w)$ . Since

$$\begin{aligned}
J_t^{\pi^{c_n}}(x, l, \varepsilon; w) &= \mathbb{E}_{t,x,l,\varepsilon} [J_{t+1}^{\pi^{c_n}}(x_{t+1}^{\pi^{c_n}}, l_{t+1}, \varepsilon_{t+1}; w) + \lambda \int_{\mathbb{R}} \pi_t^{c_n}(u) \ln \pi_t^{c_n}(u) du] \\
&= \mathbb{E}_{t,x,l,\varepsilon} \left[ \frac{1}{h_{2,T-t-1-n}} \left( \prod_{k=t+1}^{t+n} \frac{F_{1,k}}{B_{1,k}} \right) (x_{t+1}^{\pi^{c_n}})^2 - \frac{2h_{1,T-t-1-n}}{h_{2,T-t-1-n}} \left( \prod_{k=t+1}^{t+n} \frac{F_{2,k}}{B_{1,k}} \right) (w + l_{t+1}f_{1,T-t-1-n} \prod_{k=t+1}^{t+n} A_{2,k}) x_{t+1}^{\pi^{c_n}} \right. \\
&\quad - (w + l_{t+1}f_{1,T-t-1-n} \prod_{k=t+1}^{t+n} A_{2,k})^2 \left( \frac{h_{1,T-t-1-n}^2}{h_{2,T-t-1-n}} \sum_{k=t+1}^{t+n} \left( \frac{A_{1,k}^2}{B_{1,k}} \prod_{j=k+1}^{t+n} \frac{F_{2,j}^2}{B_{1,j}F_{1,j}} \right) + \sum_{k=0}^{T-t-2-n} \frac{g_{1,T-1-k}^2 h_{1,k}^2}{g_{2,T-1-k} h_{2,k}} \right) \\
&\quad + 2f_{1,T-t-1-n} \left( \prod_{k=t+1}^{t+n} A_{2,k} \right) w l_{t+1} + f_{2,T-t-1-n} \left( \prod_{k=t+1}^{t+n} B_{2,k} \right) (l_{t+1})^2 + \lambda \int_{\mathbb{R}} \pi_t^{c_n}(u) \ln \pi_t^{c_n}(u) du \Big] \\
&\quad + \frac{\lambda}{2} \ln \prod_{k=t+1}^{t+n} \left( \frac{B_{1,k}}{\pi \lambda h_{2,T-t-1-n}} \prod_{j=k+1}^{t+n} \frac{F_{1,j}}{B_{1,j}} \right) + Y_{t+n+1} \\
&= \int_{\mathbb{R}} \left( \frac{B_{1,t}}{h_{2,T-t-1-n}} \left( \prod_{k=t+1}^{t+n} \frac{F_{1,k}}{B_{1,k}} \right) u^2 + \frac{2\nu_{n+1}(x, l; w)}{h_{2,T-t-1-n}} u + \lambda \ln \pi_t^{c_n}(u) \right) \pi_t^{c_n}(u) du \tag{A.4} \\
&\quad + \frac{\lambda}{2} \ln \prod_{k=t+1}^{t+n} \left( \frac{B_{1,k}}{\pi \lambda h_{2,T-t-1-n}} \prod_{j=k+1}^{t+n} \frac{F_{1,j}}{B_{1,j}} \right) + \frac{B_{0,t}}{h_{2,T-t-1-n}} \left( \prod_{k=t+1}^{t+n} \frac{F_{1,k}}{B_{1,k}} \right) x^2 \\
&\quad - \frac{2A_{0,t}h_{1,T-t-1-n}}{h_{2,T-t-1-n}} \left( \prod_{k=t+1}^{t+n} \frac{F_{2,k}}{B_{1,k}} \right) (w + A_{2,t}l f_{1,T-t-1-n} \prod_{k=t+1}^{t+n} A_{2,k}) x \\
&\quad - (w + A_{2,t}l f_{1,T-t-1-n} \prod_{k=t+1}^{t+n} A_{2,k})^2 \left( \frac{h_{1,T-t-1-n}^2}{h_{2,T-t-1-n}} \sum_{k=t+1}^{t+n} \left( \frac{A_{1,k}^2}{B_{1,k}} \prod_{j=k+1}^{t+n} \frac{F_{2,j}^2}{B_{1,j}F_{1,j}} \right) + \sum_{k=0}^{T-t-2-n} \frac{g_{1,T-1-k}^2 h_{1,k}^2}{g_{2,T-1-k} h_{2,k}} \right) \\
&\quad + 2f_{1,T-t-1-n} \left( \prod_{k=t+1}^{t+n} A_{2,k} \right) w A_{2,t}l + f_{2,T-t-1-n} \left( \prod_{k=t+1}^{t+n} B_{2,k} \right) B_{2,t}l^2 + Y_{t+n+1}
\end{aligned}$$

where  $\nu_{n+1}(x, l; w) := (A_{0,t}A_{1,t} - (B_{0,t} - A_{0,t}^2)) \left( \prod_{k=t+1}^{t+n} \frac{F_{1,k}}{B_{1,k}} \right) x - A_{1,t}h_{1,T-t-1-n} \left( \prod_{k=t+1}^{t+n} \frac{F_{2,k}}{B_{1,k}} \right) \cdot (w + l f_{1,T-t-1-n} \prod_{k=t+1}^{t+n} A_{2,k})$ . Similarly, let  $\partial J_t^{\pi^{c_n}}(x, l, \varepsilon; w) / \partial \pi_t^{c_n}(u) = 0$ , we have

$$\frac{B_{1,t}}{h_{2,T-t-1-n}} \left( \prod_{k=t+1}^{t+n} \frac{F_{1,k}}{B_{1,k}} \right) u^2 + \frac{2\nu_{n+1}(x, l; w)}{h_{2,T-t-1-n}} u + \lambda \ln \pi_t^{c_n}(u) + \lambda = 0$$

Under the constraints  $\int_{\mathbb{R}} \pi_t^{c_n}(u) du = 1$  and  $\pi_t^{c_n}(u) > 0$  a.e. on  $\mathbb{R}$ , solving the above equation yields a feedback control with the following density function

$$\pi_t^{c_{n+1}}(u) = \mathcal{N} \left( u \middle| - \frac{\nu_{n+1}(x, l; w)}{B_{1,t}} \prod_{k=t+1}^{t+n} \frac{B_{1,k}}{F_{1,k}}, \frac{\lambda h_{2,T-t-1-n}}{2B_{1,t}} \prod_{k=t+1}^{t+n} \frac{B_{1,k}}{F_{1,k}} \right),$$

which is consistent with (4.3). Then, we calculate

$$\begin{aligned} \int_{\mathbb{R}} \ln \pi_t^{c_{n+1}}(u) \pi_t^{c_{n+1}}(u) du &= \int_{\mathbb{R}} \ln \left( \sqrt{\frac{B_{1,t}}{\pi \lambda h_{2,T-t-1-n}} \left( \prod_{k=t+1}^{t+n} \frac{F_{1,k}}{B_{1,k}} \right) \exp \left\{ -\frac{B_{1,t}}{\lambda h_{2,T-t-1-n}} \left( \prod_{k=t+1}^{t+n} \frac{F_{1,k}}{B_{1,k}} \right) \right.} \right. \\ &\quad \cdot \left. \left( u + \frac{\nu_{n+1}(x, l; w)}{B_{1,t}} \prod_{k=t+1}^{t+n} \frac{B_{1,k}}{F_{1,k}} \right)^2 \right\}} \right) \pi_t^{c_{n+1}}(u) du \\ &= \frac{1}{2} \ln \frac{B_{1,t}}{\pi \lambda h_{2,T-t-1-n}} \left( \prod_{k=t+1}^{t+n} \frac{F_{1,k}}{B_{1,k}} \right) - \frac{1}{2}. \end{aligned}$$

Substituting the updated policy  $\pi_t^{c_{n+1}}(u)$  into (A.4), we have

$$\begin{aligned} J_t^{\pi^{c_{n+1}}}(x, l, \varepsilon; w) &= -\frac{\nu_{n+1}^2(x, l; w)}{h_{2,T-t-1-n} B_{1,t}} \prod_{k=t+1}^{t+n} \frac{B_{1,k}}{F_{1,k}} + \frac{\lambda}{2} \ln \frac{B_{1,t}}{\pi \lambda h_{2,T-t-1-n}} \left( \prod_{k=t+1}^{t+n} \frac{F_{1,k}}{B_{1,k}} \right) \\ &\quad + \frac{B_{0,t}}{h_{2,T-t-1-n}} \left( \prod_{k=t+1}^{t+n} \frac{F_{1,k}}{B_{1,k}} \right) x^2 - \frac{2A_{0,t} h_{1,T-t-1-n}}{h_{2,T-t-1-n}} \left( \prod_{k=t+1}^{t+n} \frac{F_{2,k}}{B_{1,k}} \right) (w + A_{2,t} l f_{1,T-t-1-n} \prod_{k=t+1}^{t+n} A_{2,k}) x \\ &\quad - (w + A_{2,t} l f_{1,T-t-1-n} \prod_{k=t+1}^{t+n} A_{2,k})^2 \left( \frac{h_{1,T-t-1-n}^2}{h_{2,T-t-1-n}} \sum_{k=t+1}^{t+n} \left( \frac{A_{1,k}^2}{B_{1,k}} \prod_{j=k+1}^{t+n} \frac{F_{2,j}^2}{B_{1,j} F_{1,j}} \right) + \sum_{k=0}^{T-t-2-n} \frac{g_{1,T-1-k}^2 h_{1,k}^2}{g_{2,T-1-k} h_{2,k}} \right) \\ &\quad + \frac{\lambda}{2} \ln \prod_{k=t+1}^{t+n} \left( \frac{B_{1,k}}{\pi \lambda h_{2,T-t-1-n}} \prod_{j=k+1}^{t+n} \frac{F_{1,j}}{B_{1,j}} \right) + 2f_{1,T-t-1-n} \left( \prod_{k=t+1}^{t+n} A_{2,k} \right) w A_{2,t} l + f_{2,T-t-1-n} \left( \prod_{k=t+1}^{t+n} B_{2,k} \right) B_{2,t} l^2 \\ &\quad + Y_{t+n+1} \\ &= \frac{1}{h_{2,T-t-1-n}} \left( B_{0,t} - \frac{(A_{0,t} A_{1,t} - (B_{0,t} - A_{0,t}^2))^2}{B_{1,t}} \right) \left( \prod_{k=t+1}^{t+n} \frac{F_{1,k}}{B_{1,k}} \right) x^2 \\ &\quad - \frac{2h_{1,T-t-1-n}}{h_{2,T-t-1-n}} \left( A_{0,t} - \frac{(A_{0,t} A_{1,t} - (B_{0,t} - A_{0,t}^2)) A_{1,t}}{B_{1,t}} \right) \left( \prod_{k=t+1}^{t+n} \frac{F_{2,k}}{B_{1,k}} \right) (w + l f_{1,T-t-1-n} \prod_{k=t}^{t+n} A_{2,k}) x \\ &\quad - (w + l f_{1,T-t-1-n} \prod_{k=t}^{t+n} A_{2,k})^2 \left( \frac{h_{1,T-t-1-n}^2}{h_{2,T-t-1-n}} \sum_{k=t}^{t+n} \left( \frac{A_{1,k}^2}{B_{1,k}} \prod_{j=k+1}^{t+n} \frac{F_{2,j}^2}{B_{1,j} F_{1,j}} \right) + \sum_{k=0}^{T-t-2-n} \frac{g_{1,T-1-k}^2 h_{1,k}^2}{g_{2,T-1-k} h_{2,k}} \right) \\ &\quad + \frac{\lambda}{2} \ln \prod_{k=t}^{t+n} \left( \frac{B_{1,k}}{\pi \lambda h_{2,T-t-1-n}} \prod_{j=k+1}^{t+n} \frac{F_{1,j}}{B_{1,j}} \right) + 2f_{1,T-t-1-n} \left( \prod_{k=t}^{t+n} A_{2,k} \right) w l + f_{2,T-t-1-n} \left( \prod_{k=t}^{t+n} B_{2,k} \right) l^2 + Y_{t+n+1} \\ &= \frac{\lambda}{2} \ln \prod_{k=t}^{t+n} \left( \frac{B_{1,k}}{\pi \lambda h_{2,T-t-1-n}} \prod_{j=k+1}^{t+n} \frac{F_{1,j}}{B_{1,j}} \right) + \frac{1}{h_{2,T-t-1-n}} \left( \prod_{k=t}^{t+n} \frac{F_{1,k}}{B_{1,k}} \right) x^2 \\ &\quad - \frac{2h_{1,T-t-1-n}}{h_{2,T-t-1-n}} \left( \prod_{k=t}^{t+n} \frac{F_{2,k}}{B_{1,k}} \right) (w + l f_{1,T-t-1-n} \prod_{k=t}^{t+n} A_{2,k}) x \\ &\quad - (w + l f_{1,T-t-1-n} \prod_{k=t}^{t+n} A_{2,k})^2 \left( \frac{h_{1,T-t-1-n}^2}{h_{2,T-t-1-n}} \sum_{k=t}^{t+n} \left( \frac{A_{1,k}^2}{B_{1,k}} \prod_{j=k+1}^{t+n} \frac{F_{2,j}^2}{B_{1,j} F_{1,j}} \right) + \sum_{k=0}^{T-t-2-n} \frac{g_{1,T-1-k}^2 h_{1,k}^2}{g_{2,T-1-k} h_{2,k}} \right) \\ &\quad + 2f_{1,T-t-1-n} \left( \prod_{k=t}^{t+n} A_{2,k} \right) w l + f_{2,T-t-1-n} \left( \prod_{k=t}^{t+n} B_{2,k} \right) l^2 + Y_{t+n+1}, \end{aligned}$$

which is in complete agreement with (4.4). By the principle of mathematical induction, the results (4.3) and (4.4) hold for any finite number of iterations  $n$ . Also, we can get  $J_t^{\pi^{c_{n+1}}}(x, l, \varepsilon; w) \leq J_t^{\pi^{c_n}}(x, l, \varepsilon; w)$ . In addition, after deriving  $T - t$  iterations,  $\pi_t^{c_{T-t}}(u; x, l, \varepsilon, w)$  will converge to the optimal policy  $\pi_t^{c^*}(u; x, l, \varepsilon, w)$  described in Theorem 3.1. Since  $Y_{t+T-t} = Y_T = -d^2 + 2wd$ , we can conclude that  $J_t^{\pi^{c_{T-t}}}(x, l, \varepsilon; w)$  will converge to the value function  $J_t^{c^*}(x, l, \varepsilon; w)$ .

Finally, we prove Theorem 4.2, which only considers partial information. By comparing the forms of objective functions  $\hat{J}^{\pi^0}$  and  $J^{\pi^{c_0}}$ , as well as the processes  $\hat{S}_t$  and  $S_t$ , we can observe that by substituting variables  $J, A, B, F, Y, f, g$  and  $h$  with their corresponding hatted symbols (i.e. denoted as  $\hat{J}, \hat{A}, \hat{B}, \hat{F}, \hat{Y}, \hat{f}, \hat{g}$  and  $\hat{h}$ , respectively), and replacing  $\varepsilon$  with  $\hat{p}$  and  $\pi^{c_n}$  with  $\pi^n$  in Theorem 4.1, a similar derivation process can lead to the result of Theorem 4.2.

□