

Inference on covariance structure in high-dimensional multi-view data

Lorenzo Mauri

Department of Statistical Science, Duke University

lorenzo.mauri@duke.edu

David B. Dunson

Department of Statistical Science, Duke University

September 4, 2025

Abstract

This article focuses on covariance estimation for multi-view data. Popular approaches rely on factor-analytic decompositions that have shared and view-specific latent factors. Posterior computation is conducted via expensive and brittle Markov chain Monte Carlo (MCMC) sampling or variational approximations that underestimate uncertainty and lack theoretical guarantees. Our proposed methodology employs spectral decompositions to estimate and align latent factors that are active in at least one view. Conditionally on these factors, we choose jointly conjugate prior distributions for factor loadings and residual variances. The resulting posterior is a simple product of normal-inverse gamma distributions for each variable, bypassing MCMC and facilitating posterior computation. We prove favorable increasing-dimension asymptotic properties, including posterior contraction and central limit theorems for point estimators. We show excellent performance in simulations, including accurate uncertainty quantification, and apply the methodology to integrate four high-dimensional views from a multi-omics dataset of cancer cell samples.

Keywords: Factor analysis; High-dimensional; Latent variable model; Multi-omics; Multi-view; Scalable Bayesian computation; Singular value decomposition

1 Introduction

Multi-view data are routinely collected in many applied settings, ranging from biology to ecology. In biomedical and precision medicine applications, researchers commonly collect multi-omics data, ranging from gene expression to metabolomics. In such settings, there is often interest in inferring the within- and between-view covariance structure in the data. However, it is common for different data views to have very different dimensionalities, distributions, and signal-to-noise ratios, so that methods that ignore the multi-view structure and concatenate the data prior to analysis can produce sub-optimal results. This has motivated a rich and rapidly expanding literature on methods for integrating data from multiple sources, including Lock et al. (2013), Feng et al. (2018), Argelaguet et al. (2018, 2020), Palzer et al. (2022), Velten et al. (2022), Ding et al. (2022), Yi et al. (2023), Dombowsky & Dunson (2025), Anceschi et al. (2024), Ma & Ma (2024). Factor models (Harman 1976, West 2003) provide a powerful way to reduce dimensionality and accurately estimate covariance in high dimensions. For multi-view data, a popular approach models the i -th observation from the m -th view as

$$\begin{aligned} y_{mi} &= \Lambda_m \eta_{mi} + \epsilon_{mi}, \quad \epsilon_{mi} \sim N_p(0, \Psi_m), \\ \eta_{mi} &= A_m^\top \eta_i, \quad \eta_i \sim N_{k_0}(0, I_{k_0}), \end{aligned} \quad (i = 1, \dots, n; m = 1, \dots, M), \quad (1)$$

where $\Psi_m = \text{diag}(\sigma_{1m}^2, \dots, \sigma_{pm}^2)$ are residual variances and $A_m \in \mathbb{R}^{k_0 \times k_s}$ is a Boolean matrix that selects the k_m factors η_{mi} that are active in the m -th view from the vector of all factors η_i . Model (1) induces the following model for intra- and inter-view covariances

$$\text{cov}(y_{mi}) = \Lambda_m \Lambda_m^\top + \Psi_m, \quad \text{cov}(y_{mi}, y_{m'i}) = \Lambda_m A_m^\top A_{m'} \Lambda_{m'}^\top \quad (2)$$

and, using results for multivariate Gaussian distributions, for a pair of two views $m \neq m'$, we have

$$\begin{aligned} y_{mi} \mid y_{m'i} &\sim N_p(\mu_{i,m|m'}, \Sigma_{m|m}), \\ \mu_{i,m|m'} &= \Lambda_m A_m^\top A_{m'} \Lambda_{m'}^\top [\Lambda_{m'} \Lambda_{m'}^\top + \Psi_{m'}]^{-1} y_{m'i}, \\ \Sigma_{m|m} &= \Lambda_m \Lambda_m^\top + \Psi_m - \Lambda_m A_m^\top A_{m'} \Lambda_{m'}^\top [\Lambda_{m'} \Lambda_{m'}^\top + \Psi_{m'}]^{-1} \Lambda_{m'} A_{m'}^\top \Lambda_m \Lambda_m^\top. \end{aligned} \quad (3)$$

The results in (3) can easily be generalized to more than two views. Equations (2) and (3) illustrate that the joint modeling of multiple views facilitates straightforward inferences on the covariance structure as well as the prediction of variables in certain views given the others.

Argelaguet et al. (2018) adopted a Bayesian approach to fitting model (1) using spike-and-slab priors (Ishwaran et al. 2005) to infer which factors are active in each view. Argelaguet et al. (2020), Velten et al. (2022) expanded this approach, allowing for group structure and spatial correlation across observations, respectively. The posterior is approximated using mean-field variational inference, which is likely to substantially underestimate uncertainty and lacks guarantees on accuracy of the posterior approximation.

Alternatively, Gibbs samplers or other Markov chain Monte Carlo algorithms can be developed for posterior computation under model (1). However, these sampling algorithms can suffer from slow convergence and mixing even for single-view factor models when data are high dimensional. Additionally, shrinkage priors that are used to identify the number of active factors and in which view each factor is active can be highly sensitive to hyperparameter choice, calling for non-trivial and computationally intensive tuning routines.

We also highlight another issue with full likelihood inference for model (1). In the presence of heterogeneity of dimensions and signal-to-noise ratios across data modalities, views with smaller dimension or lower signal-to-noise ratio have a relatively small contribution to the overall data likelihood. The latent factors that act only on these views might be poorly estimated. This issue is

exacerbated by methods that employ information criteria or shrinkage priors to estimate the number of latent factors, which might completely drop these latent factors. The same problem affects most state-of-the-art factor analysis methods, such as Rockova & George (2016)’s method, applied to the dataset obtained by concatenating the Y_m ’s.

In a parallel line of research, Lock et al. (2013), Feng et al. (2018) proposed a matrix factorization approach (JIVE, henceforth) that decomposes each data set into a low-rank joint structure, a low-rank view-specific component, and additive noise. Properties of JIVE have been studied in Yang & Ma (2025). The key limitations of JIVE are that it assumes a very rigid structure by only letting relevant features to be shared by all views or view-specific and it does not provide any quantification of uncertainty.

Chattopadhyay et al. (2024) recently proposed an alternative to Gibbs sampling for Bayesian analysis of high-dimensional single-view factor models. Their approach consists of estimating the latent factors via a matrix factorization and inferring loadings and residual error variances via surrogate regression problems, where the estimates for latent factors are treated as observed covariates. They showed posterior concentration and valid coverage for credible intervals of entries of the covariance. Their approach is related to joint estimation for factor models (Chen et al. 2019, 2020, Lee et al. 2024, Mauri & Dunson 2025, Mauri et al. 2025), which has been shown to be consistent in double asymptotic scenarios in which both sample size and data dimension diverge. Chattopadhyay et al. (2024)’s method can have excellent empirical performance when applied to the concatenated Y_m ’s in recovering the overall covariance matrix, but suffers from the aforementioned problems in estimating certain intra- or inter-view covariances in presence of view heterogeneity, as we show in our numerical experiments.

Motivated by these considerations, we propose Factor Analysis for Multi-view data via spectral Alignment (FAMA). First, FAMA estimates the active latent factors in each view (the matrices of $\{\eta_{mi}\}_{i=1}^n$ for $m = 1, \dots, M$) by spectral decompositions treating each view separately. This enables accurate estimation of the latent factors for each view, regardless of signal-to-noise ratio and dimension heterogeneity across views. Next, we use another spectral decomposition to align factor estimates from each view. This step provides an estimate of the matrix of η_i ’s, the latent factors that are active in at least one view, up to an orthogonal transformation. Finally, we infer posterior distributions for the loadings and residual variances via surrogate Bayesian regression tasks using the estimate for the latent factors as observed covariates and employing conjugate normal-inverse gamma priors. These posteriors can be computed analytically in parallel for the variables in each view, and induce posteriors on the inter- and intra-view covariances. With a mild analytic inflation of the posterior variance, these covariance posteriors have asymptotically valid frequentist coverage.

We provide theoretical support for our methodology by showing posterior contraction around the true parameter when both the sample size and view dimensions diverge, a central limit theorem for the point estimator, and a Bernstein-von Mises-type result characterizing the asymptotic behavior of the posterior distribution. We show excellent performance in simulations and apply the methodologies to integrate four omics datasets of cancer cell samples from Vasaikar et al. (2017).

Our contributions include: (i) a spectral decomposition-based estimate of latent factors that are active in any of the views, (ii) a method to obtain point estimates that is notably faster than many alternatives, (iii) a method to quantify uncertainty without any expensive Markov chain Monte Carlo routine, and (iv) substantial theoretical support for our methodology.

2 Methodology

2.1 Notation

For a matrix A , we denote by $\|A\|$, $\|A\|_F$ and $\|A\|_\infty$ its spectral, Frobenius, and entry-wise infinity norm, respectively, and by $s_l(A)$ its l -th largest singular value. For a vector v , we denote by $\|v\|$ and $\|v\|_\infty$ its Euclidean and entry-wise infinity norm, respectively.

2.2 Spectral estimation of latent factors

In this section, we illustrate how to obtain an estimate of the matrix of latent factors. First, we rewrite the model in its equivalent matrix form:

$$Y_m = FA_m\Lambda_m^\top + E_m, \quad (m = 1, \dots, M), \quad (4)$$

where

$$Y_m = [y_{m1} \ \cdots \ y_{mn}]^\top \in \mathbb{R}^{n \times p_m}, \quad F = [\eta_1 \ \cdots \ \eta_n]^\top \in \mathbb{R}^{n \times k_0}, \\ E_m = [\epsilon_{m1} \ \cdots \ \epsilon_{mn}]^\top \in \mathbb{R}^{n \times p_m}.$$

Here, we consider the latent dimensions, k_0 and $\{k_m\}_{m=1}^M$, to be known. Section 2.4 describes an information criterion-based approach to estimate them. First, we compute the singular value decomposition of each view and let $P_m = U_m U_m^\top$, where $U_m \in \mathbb{R}^{n \times k_m}$ is the matrix of left singular vectors of Y_m associated to its leading k_m singular values. Proposition 1 in the supplementary material shows that P_m approximates the orthogonal projection matrix projecting on the column space spanned by the true signal $FA_m\Lambda_m^\top$ for large values of n and p_m . Hence, intuitively, for each pair $m \neq m'$, P_m and $P_{m'}$ approximate projections that span subspaces with a partially shared basis, corresponding to the main axes of variation of latent factors that are shared by views m and m' . Moreover, $\sqrt{n}U_m$ coincides with the principal component estimates of latent factors for Y_m (Bai 2003). Next, we let \tilde{P} be the empirical average of the P_m 's:

$$\tilde{P} = \frac{1}{M} \sum_{m=1}^M P_m. \quad (5)$$

Finally, the estimate of the latent factors is $\hat{F} = \sqrt{n}U$, where $U \in \mathbb{R}^{n \times k_0}$ is the matrix of left singular vectors of \tilde{P} associated to its k_0 leading singular values. Since the latent factors are independent standard Gaussian random variables, the different columns of F span linearly independent directions. Therefore, for each column of F , at least one P_m will project onto a subspace with its basis including the corresponding direction. Hence, the first k_0 singular vectors of \tilde{P} approximately span the same space as the latent factors and their corresponding singular values will approximately be $\geq 1/M$.

Theorem 1 in Section 3 shows that the Procrustes-Frobenius error in \hat{F} vanishes as n and the p_m 's diverge. This procedure (summarized in Algorithm 1) provides an estimate (up to rotation) of the matrix of the latent factors that are active in at least one view.

2.3 Inference of factor loadings

After estimating the latent factors, we infer the loadings via the surrogate multilinear regression:

$$\hat{Y}_m = \hat{F} \tilde{\Lambda}_m^\top + \tilde{E}_m, \quad \text{vec}(\tilde{E}_m) \sim N_{np_m}(0, \tilde{\Psi}_m \otimes I_n), \quad (6)$$

where we introduced new parameters $\tilde{\Lambda}_m \in \mathbb{R}^{p_m \times k_0}$ and $\tilde{\Psi}_m = \text{diag}(\tilde{\sigma}_{m1}^2, \dots, \tilde{\sigma}_{mp_m}^2)$ and treated the estimated latent factors matrix \hat{F} as the observed covariate matrix. We estimate the factors

Algorithm 1. Latent factor estimation procedure.

Input: The data matrices $\{Y_m\}_{m=1}^M$, and the view-specific latent dimensions $\{k_m\}_{m=1}^M$.

Step 1: For each $m = 1, \dots, M$, compute the singular value decomposition of Y_m and let

$P_m = U_m U_m^\top$, where $U_m \in R^{p_m \times k_m}$ denotes the matrix of right singular vectors of P_m corresponding to the k_m leading singular values.

Step 2: Compute the empirical mean of the P_m 's as $\tilde{P} = \frac{1}{M} \sum_{m=1}^M P_m$.

Step 3: Estimate the overall latent dimension k_0 using the criterion (13).

Step 4: Estimate the latent factors as $\hat{F} = \sqrt{n}U$, where $U \in R^{n \times k_0}$ is the matrix of left singular vectors of \tilde{P} associated to the k_0 leading singular values.

Output: The estimate for the latent factors \hat{F} .

up to an orthogonal transformation: $\hat{F} \approx FR$ for some orthogonal matrix R . Ideally, if $\hat{F} \approx F$, we could estimate $\tilde{\Lambda}$ via a sparsity-inducing prior or penalty and recover $\Lambda_m A_m^\top$ by identifying which columns of \hat{F} are active in view m . However, since $\hat{F} \approx FR$, we only want $\tilde{\Lambda}_m$ to be such that $\tilde{\Lambda}_m \approx \Lambda_m A_m^\top R$ and to recover intra- and inter-omics covariances through quantities $\tilde{\Sigma}_m = \tilde{\Lambda}_m \tilde{\Lambda}_m^\top + \tilde{\Psi}_m$ and $\tilde{\Sigma}_{mm'} = \tilde{\Lambda}_m \tilde{\Lambda}_{m'}^\top$. In high dimensions, we have $k_0 < \sum_{m=1}^M k_m \ll p_m$ for $m = 1, \dots, M$. Hence, our approach still massively reduces the dimensionality in estimating the covariances to a problem of inferring $p = \sum_{m=1}^M p_m$ k_0 -dimensional regression problems. We adopt conjugate Normal-Inverse Gamma priors on the rows of $\tilde{\Lambda}_m$ and residual variances $(\{\tilde{\lambda}_{mj}, \tilde{\sigma}_{mj}^2\}_{j=1, m=1}^{p_m, M})$,

$$\tilde{\lambda}_{mj} \mid \tilde{\sigma}_{mj}^2 \sim N_{k_0}(0, \tau_m^2 \tilde{\sigma}_{mj}^2 I_{k_0}), \quad \tilde{\sigma}_{mj}^2 \sim IG\left(\frac{\nu_0}{2}, \frac{\nu_0 \sigma_0^2}{2}\right), \quad (j = 1, \dots, p_m; m = 1, \dots, M). \quad (7)$$

The resulting posterior, for $j = 1, \dots, p_m$ and $m = 1, \dots, M$, has the form

$$\begin{aligned} (\tilde{\lambda}_{mj}, \tilde{\sigma}_{mj}^2) \mid y_m^{(j)} &\sim NIG(\tilde{\lambda}_{mj}, \tilde{\sigma}_{mj}^2; \hat{\lambda}_{mj}, K_m, \nu_n/2, \nu_n \delta_{mj}^2/2) \\ &= N_{k_0}(\tilde{\lambda}_{mj}; \hat{\lambda}_{mj}, \tilde{\sigma}_{mj}^2 K_m) IG(\tilde{\sigma}_{mj}^2; \nu_n/2, \nu_n \delta_{mj}^2/2), \end{aligned} \quad (8)$$

where

$$\begin{aligned} \hat{\lambda}_{mj} &= (\hat{F}^\top \hat{F} + \tau_m^{-2} I_{k_0})^{-1} \hat{F}^\top y_m^{(j)} = \frac{1}{n + \tau_m^{-2}} \hat{F}^\top y_m^{(j)}, \\ K_m &= (\hat{F}^\top \hat{F} + \tau_m^{-2} I_{k_0})^{-1} = \frac{1}{n + \tau_m^{-2}} I_{k_0}, \end{aligned} \quad (9)$$

$$\nu_n = \nu_0 + n,$$

$$\delta_{mj}^2 = \frac{1}{\nu_n} \left(\nu_0 \sigma_0^2 + y_m^{(j)\top} y_m^{(j)} - \mu_{\lambda_j}^\top K^{-1} \mu_{\lambda_j} \right),$$

and $y_m^{(j)}$ is the j -th column of Y_m . The posterior mean for Λ is given by

$$\hat{\Lambda}_m = [\hat{\lambda}_{m1} \quad \dots \quad \hat{\lambda}_{mp_m}]^\top = \frac{1}{n + \tau_m^{-2}} Y_m^\top \hat{F}, \quad (10)$$

which is equivalent to the L_2 -regularized least squares estimate (Hoerl & Kennard 1970),

$$\hat{\Lambda}_m = \underset{B_m \in \mathbb{R}^{p_m \times k_0}}{\operatorname{argmin}} \quad \|Y_m - \hat{F} B_m^\top\|_F^2 + \tau_m^{-2} \|B_m\|_F^2.$$

Although this procedure produces accurate point estimates, it induces a posterior distribution with slight undercoverage, as formalized in Section 3. We solve this problem by inflating the

posterior variance of $\tilde{\Lambda}_m$ by a factor $\rho_m^2 > 1$. Section 2.4 describes a tuning procedure for the ρ_m 's, which guarantees asymptotically valid frequentist coverage. The resulting coverage-corrected posterior takes the following form:

$$\begin{aligned} (\tilde{\lambda}_{mj}, \tilde{\sigma}_{mj}^2) \mid y_m^{(j)} &\sim \text{NIG}(\tilde{\lambda}_{mj}, \tilde{\sigma}_{mj}^2; \hat{\lambda}_{mj}, \rho_m^2 K, \nu_n/2, \nu_n \tilde{\sigma}_{mj}^2/2) \\ &= N_{k_0}(\tilde{\lambda}_{mj}; \hat{\lambda}_{mj}, \rho_m^2 \tilde{\sigma}_{mj}^2 K) \text{IG}(\tilde{\sigma}_{mj}^2; \nu_n/2, \nu_n \tilde{\sigma}_{mj}^2/2). \end{aligned} \quad (11)$$

2.4 Hyperparameter selection

This section describes how to choose hyperparameters of FAMA. First, we propose an information criterion-based approach for estimating latent dimensions $k_m, m = 1, \dots, M, k_0$. We estimate k_m by minimizing the joint likelihood-based information criterion (JIC) of Chen & Li (2021),

$$\text{JIC}_m(k) = -2l_{mk} + k \max(n, p_m) \log\{\min(n, p_m)\},$$

where l_{mk} is the log-likelihood of the data in the m -th view computed at the joint maximum likelihood estimate when the latent dimension is equal to k . Calculating the joint maximum likelihood estimate for each value of k can be computationally expensive. Therefore, we approximate l_{mk} with $l_{mk} \approx \hat{l}_{mk}$, where \hat{l}_{mk} is the likelihood obtained by estimating the latent factors as the leading left singular values of Y_m scaled by \sqrt{n} and the factor loadings by their conditional mean given such an estimate. More details are provided in the supplementary material. Thus, we set

$$\hat{k}_m = \arg \min_{k_m=1, \dots, k_{m,\max}} \widehat{\text{JIC}}_m(k_m), \quad \widehat{\text{JIC}}_m(k) = -2\hat{l}_{mk} + k \max(n, p_m) \log\{\min(n, p_m)\}, \quad (12)$$

where $k_{m,\max}$ is an upper bound on k_m . Next, k_0 is estimated as

$$\hat{k}_0 = \arg \max_{j=\min\{\hat{k}_1, \dots, \hat{k}_S\}, \dots, k_{0,\max}} s_j(\tilde{P}) - s_{j+1}(\tilde{P}), \quad \text{such that } s_{j+1}(\tilde{P}) < 1/M - \tau_1, \quad (13)$$

where $k_{0,\max}$ is an upper bound on k_0 and τ_1 is a small value, which is set to $1/(2M)$ in practice. The rationale for (13) is as follows. Since latent factors are independent standard Gaussian random variables, the columns of F are approximately orthogonal. Hence, the singular vectors of \tilde{P} associated with singular values larger than $1/M - \tau_1$ correspond to latent factors that are active in at least one view, while the others have minimal impact and can be removed.

To tune the variance inflation terms, we take inspiration from Chattopadhyay et al. (2024) and, for $j, j' = 1, \dots, p_m$, we let

$$b_{mjj'} = \begin{cases} \left(1 + \frac{\|\mu_{\lambda_j}\|_2^2 \|\mu_{\lambda_{j'}}\|_2^2 + (\mu_{\lambda_j}^\top \mu_{\lambda_{j'}})^2}{\delta_{mj}^2 \|\mu_{\lambda_{j'}}\|_2^2 + \delta_{mj'}^2 \|\mu_{\lambda_j}\|_2^2}\right)^{1/2}, & \text{if } j \neq j' \\ \left(1 + \frac{\|\mu_{\lambda_j}\|_2^2}{2\delta_{mj}^2}\right)^{1/2}, & \text{otherwise.} \end{cases} \quad (14)$$

The choice $\rho_m = \max_{1 \leq j \leq j' \leq p_m} b_{mjj'}$ guarantees valid frequentist coverage of entry-wise credible intervals. In practice, we chose $\rho_m = \binom{p_m}{2}^{-1} \sum_{1 \leq j \leq j' \leq p_m} b_{mjj'}$ which allows control of the coverage on average across entries. We justify this choice in Section 3.

Finally, we propose a data-adaptive strategy for the prior variances. Conditionally on $\{\tilde{\sigma}_{mj}^2\}_{j=1}^{p_m}$, the *a priori* expected value of the squared Frobenius norm of $\tilde{\Lambda}_m$ is $E[\|\tilde{\Lambda}_m\|_F^2 \mid \tau_m^2, \{\tilde{\sigma}_{mj}^2\}_{j=1}^{p_m}] = \tau_m^2 k_m \sum_{j=1}^{p_m} \tilde{\sigma}_{mj}^2$, where $\hat{\sigma}_{mj}^2 = \|(I_n - U_m^c U_m^{c\top}) y_m^{(j)}\|_2^2 / n$. Note that $L_m = \|U_m^\top Y_m\|_F^2 / n$ and $\hat{\sigma}_m^2 = \sum_{j=1}^{p_m} \hat{\sigma}_{mj}^2$ are consistent estimates for $\|\Lambda\|_F^2$ and $\sum_{j=1}^{p_m} \sigma_{mj}^2$. Thus, we set τ_m^2 to $\hat{\tau}_m^2 = \frac{L_m}{k_m \hat{\sigma}_m^2}$.

2.5 Overall algorithm and inference

The FAMA procedure is summarized in Algorithm 2. This algorithm generates samples from all the model components, including intra- and inter-view covariances and residual variances. These samples are drawn independently, substantially improving the computational efficiency over MCMC. Similarly to MCMC, posterior summaries, including point and interval estimates, can be calculated for any functional of the model parameters. In addition, conditionally on these parameters, one can impute missing or held-out values of the data.

Algorithm 2. FAMA procedure to obtain N_{MC} approximate posterior samples.

- Input: The data matrices $\{Y_m\}_{m=1}^M$, the number of Monte Carlo samples N_{MC} , and an upper bound on the number of factors $\{k_{m,\max}\}_{m=1}^M, k_{0,\max}$.
- Step 1: For each $m = 1, \dots, M$, estimate the number of latent factors for each view k_m via equation (12).
- Step 2: Obtain the estimates for the latent factors \hat{F}_s using Algorithm 1.
- Step 3: For each $m = 1, \dots, M$, compute the variance inflation term for $\tilde{\Lambda}_m$, as $\rho_m = \frac{1}{\binom{p_m}{2}} \sum_{1 \leq j \leq j' \leq p_m} b_{mjj'}$ where the $b_{mjj'}$'s are defined in (14).
- Step 4: For each $m = 1, \dots, M$, estimate the hyperparameters τ_m as described in Section 2.4.
- Step 5: For each $m = 1, \dots, M$, estimate the mean for $\tilde{\Lambda}_m, \hat{\Lambda}_m$, as in (10) and, for each $j = 1, \dots, p_m$ in parallel, for $t = 1, \dots, N_{MC}$, sample independently $(\tilde{\lambda}_{mj}^{(t)}, \tilde{\sigma}_{mj}^{2(t)})$ from (11).
- Output: N_{MC} samples of the intra-view covariance low-rank components and residual variances $\{\tilde{\Lambda}_m^{(1)} \tilde{\Lambda}_m^{(1)\top}, \dots, \tilde{\Lambda}_m^{(N_{MC})} \tilde{\Lambda}_m^{(N_{MC})\top}\}_{m=1}^M, \{\{\tilde{\sigma}_{mj}^{2(1)}\}_{j=1}^{p_m}, \dots, \{\tilde{\sigma}_{mj}^{2(N_{MC})}\}_{j=1}^{p_m}\}_{m=1}^M$, and inter-view covariances $\{\tilde{\Lambda}_m^{(1)} \tilde{\Lambda}_{m'}^{(1)\top}, \dots, \tilde{\Lambda}_m^{(N_{MC})} \tilde{\Lambda}_{m'}^{(N_{MC})\top}\}_{1 \leq m \neq m' \leq M}$.

3 Theoretical support

3.1 Preliminaries

This section provides theoretical support for our methodology. We provide favorable results in the double asymptotic regime, that is when n and the p_m 's diverge. In this sense, our method enjoys a blessing of dimensionality, with its accuracy increasing as the dimensionalities (and the sample size) grow. Before stating our results, we enumerate some regularity conditions.

Assumption 1 (Model). *The data are generated from model (1), and the true loading matrix and residual error variances for the m -th view are denoted by Λ_{0m} and $\{\sigma_{0mj}^2\}_{j=1}^{p_m}$ respectively. We denote the j -th row of Λ_{0m} by λ_{0mj} . We denote the true latent factors by F_0 .*

Assumption 2 (Dimensions and sample size). *We have $p_1, \dots, p_M \rightarrow \infty$ with $(\log p_m)/m = o(1)$ for $m = 1, \dots, M$.*

Assumption 3 (Idiosyncratic variances). *The idiosyncratic error variances are such that $0 < c_{\sigma 1} \leq \sigma_{0mj}^2 \leq c_{\sigma 2} < \infty$ for $j = 1, \dots, p_m$ and $m = 1, \dots, M$.*

Assumption 4 (Loadings). *The true loading matrices are such that $s_l(\Lambda_{0m}) \asymp \sqrt{p_m}$ for $l = 1, \dots, k_m$, $\|\Lambda_{0m}\|_\infty \leq \infty$ and $\min_{j=1, \dots, p_m} \|\lambda_{0mj}\|_2 \geq c_\Lambda > 0$ for $m = 1, \dots, M$.*

Assumption 5 (Hyperparameters). *The hyperparameters $\nu_0, \delta_0, k_0, k_1, \dots, k_M, \rho_1, \dots, \rho_M, \tau_1, \dots, \tau_M$ are fixed constants.*

3.2 Accuracy of latent factor estimates

The first result quantifies the accuracy of the overall factor estimates.

Theorem 1 (Recovery of the overall latent factors). *Suppose Assumptions 1–5 hold, then, as $n, p_1, \dots, p_M \rightarrow \infty$, with probability at least $1 - o(1)$,*

$$\min_{R \in \mathbb{R}^{k_0 \times k_0}: R^\top R = I_{k_0}} \frac{1}{\sqrt{n}} \|\hat{F}R - F_0\| \lesssim \frac{1}{\sqrt{n}} + \frac{1}{p_{\min}}.$$

where $p_{\min} = \min_{m=1, \dots, M} p_m$.

Theorem 1 states that the Procrustes Frobenius error for the matrix of all latent factors is small with high probability as n and the p_m 's diverge. We consider the Procrustes error, minimizing over the set of orthogonal transformations, because the parameters in the factor models are only identifiable up to rotation without additional restrictions. This result justifies the use of our point estimate for the latent factors as a useful low-dimensional summary of the high-dimensional data.

3.3 Asymptotics for covariances estimates

Next, we show results on estimates of parameters in the model (1).

Theorem 2. *If Assumptions 1–5 hold, then, as $n, p_1, \dots, p_M \rightarrow \infty$, there exist finite constants $\{D_m\}_{m=1}^M$ such that*

$$E \left[\tilde{\Pi} \left\{ \frac{\|\tilde{\Lambda}_m \tilde{\Lambda}_m^\top - \Lambda_{0m} \Lambda_{0m}^\top\|}{\|\Lambda_{0m} \Lambda_{0m}^\top\|} > D_m \left(\frac{1}{\sqrt{n}} + \frac{1}{\sqrt{p_m}} + \frac{1}{p_{\min}} \right) \right\} \right] \rightarrow 0, \quad (m = 1, \dots, M). \quad (15)$$

Moreover, for all $m, m' \in \{1, \dots, M\}$, with $m \neq m'$, such that $\|\Lambda_{0m} A_m^\top A_{m'}^\top \Lambda_{0m'}^\top\| \asymp \sqrt{p_m p_{m'}}$, there exist finite constants $\{D_{mm'}\}_{1 \leq m \neq m' \leq M}$, such that

$$E \left[\tilde{\Pi} \left\{ \frac{\|\hat{\Lambda}_m \hat{\Lambda}_{m'}^\top - \Lambda_{0m} A_m^\top A_{m'}^\top \Lambda_{0m'}^\top\|}{\|\Lambda_{0m} A_m^\top A_{m'}^\top \Lambda_{0m'}^\top\|} > D_{mm'} \left(\frac{1}{\sqrt{n}} + \frac{1}{\sqrt{p_m}} + \frac{1}{\sqrt{p_{m'}}} + \frac{1}{p_{\min}} \right) \right\} \right] \rightarrow 0, \quad (16)$$

In particular, for the low-rank component of the intra-view covariance, we have, with probability at least $1 - o(1)$,

$$\frac{\|\hat{\Lambda}_m \hat{\Lambda}_m^\top - \Lambda_{0m} \Lambda_{0m}^\top\|}{\|\Lambda_{0m} \Lambda_{0m}^\top\|} \lesssim \frac{1}{\sqrt{n}} + \frac{1}{\sqrt{p_m}} + \frac{1}{p_{\min}},$$

and for the inter-view covariances (with $\|\Lambda_{0m} A_m^\top A_{m'}^\top \Lambda_{0m'}^\top\| \asymp \sqrt{p_m p_{m'}}$), we have

$$\frac{\|\hat{\Lambda}_m \hat{\Lambda}_{m'}^\top - \Lambda_{0m} A_m^\top A_{m'}^\top \Lambda_{0m'}^\top\|}{\|\Lambda_{0m} A_m^\top A_{m'}^\top \Lambda_{0m'}^\top\|} \lesssim \frac{1}{\sqrt{n}} + \frac{1}{\sqrt{p_m}} + \frac{1}{\sqrt{p_{m'}}} + \frac{1}{p_{\min}}.$$

Theorem 2 bounds the relative error in the operator norm with high probability. We rescale the error by dividing by the norm of the true parameters, so the results are comparable as dimensionality grows. Equations (15) and (16) characterize the behavior of the posterior distribution on the low-rank components of the covariance, providing the contraction rate around the true values. The second part of the theorem supports the use of $\hat{\Lambda}_m \hat{\Lambda}_m^\top$ and $\hat{\Lambda}_m \hat{\Lambda}_{m'}^\top$ as point estimates for the low-rank components of the intra- and inter-omics covariance. The next result characterizes the asymptotic point-wise distribution for the entries of $\hat{\Lambda}_m \hat{\Lambda}_m^\top$ and $\hat{\Lambda}_m \hat{\Lambda}_{m'}^\top$.

Theorem 3 (Central limit theorem). *Suppose Assumptions 1–5 hold and $n/\sqrt{p_{\min}} = o(1)$. For $m = 1, \dots, M$ and $j, j' = 1, \dots, p_m$, let $S_{0mm'jj'}$ be*

$$S_{0mm'jj'}^2 = \begin{cases} 4\sigma_{0mj'}^2 \|\lambda_{0mj}\|^2 + 2\|\lambda_{0mj'}\|^4, & \text{if } j = j' \text{ and } m = m', \\ \sigma_{0mj'}^2 \|\lambda_{0mj}\|^2 + \sigma_{0mj}^2 \|\lambda_{0mj'}\|^2 + (\lambda_{0mj}^\top \lambda_{0mj'})^2 & \text{if } j \neq j' \text{ and } m = m', \\ \sigma_{0m'j'}^2 \|\lambda_{0mj}\|^2 + \sigma_{0mj}^2 \|\lambda_{0m'j'}\|^2 + (\lambda_{0mj}^\top A_m^\top A_{m'} \lambda_{0m'j'})^2 & \text{otherwise.} \\ + \|\lambda_{0mj}\|^2 \|\lambda_{0m'j'}\|^2, \end{cases} \quad (17)$$

Then, as $n, p_1, \dots, p_M \rightarrow \infty$, for all $m, m' = 1, \dots, M$,

$$\frac{\sqrt{n}}{S_{0mm'jj'}} (\hat{\lambda}_{mj}^\top \hat{\lambda}_{m'j'} - \lambda_{0mj}^\top A_m^\top A_{m'} \lambda_{0m'j'}) \Rightarrow N(0, 1), (j = 1, \dots, p_m; j' = 1, \dots, p_{m'}).$$

Theorem 3 shows that rescaled and centered entries of $\hat{\Lambda}_m \hat{\Lambda}_m^\top$ are normally distributed asymptotically, that is, for large n and p_m 's, $\hat{\lambda}_{mj}^\top \hat{\lambda}_{m'j'} \sim N(\lambda_{0mj}^\top \lambda_{0m'j'}, \frac{S_{0mm'jj'}}{n})$ where $S_{0mm'jj'}$ depend on unknown parameters that can be consistently estimated. In practice, we replace $S_{0mm'jj'}$ with $\hat{S}_{mm'jj'}$, which is obtained by using the $\hat{\lambda}_{mj}$'s and δ_{mj} 's, which are defined in (9), instead of the true values of the parameters. In the supplemental, we show that $\hat{S}_{mm'jj'}$ is a consistent estimate for $S_{0mm'jj'}$. Hence, an asymptotically valid $(1 - \alpha)\%$ confidence interval for $\lambda_{0mj}^\top \lambda_{0m'j'}$ is

$$\hat{C}_{mm'jj'} = \left[\hat{\lambda}_{mj}^\top \hat{\lambda}_{m'j'} \pm z_{1-\alpha/2} \frac{\hat{S}_{mj'j'}}{\sqrt{n}} \right], \quad (18)$$

where $z_q = \Phi^{-1}(q)$ and $\Phi(\cdot)$ denotes the cumulative distribution function of a standard Gaussian random variable.

Theorem 4 (Bernstein von Mises theorem). *Suppose Assumptions 1–5 hold and $n/\sqrt{p_{\min}} = o(1)$. For $m, m' = 1, \dots, M$, $j = 1, \dots, p_m$ and $j' = 1, \dots, p_{m'}$, let*

$$T_{0mm'jj'}^2(\rho_m, \rho_{m'}) = \begin{cases} 4\rho_m^2 \sigma_{0mj}^2 \|\lambda_{0mj}\|^2, & \text{if } j = j' \text{ and } m = m', \\ \rho_m^2 \sigma_{0mj}^2 \|\lambda_{0mj}\|^2 + \rho_{m'}^2 \sigma_{0m'j'}^2 \|\lambda_{0m'j'}\|^2, & \text{otherwise.} \end{cases} \quad (19)$$

Then, as $n, p_1, \dots, p_M \rightarrow \infty$, we have

$$\sup_{x \in \mathbb{R}} \left| \tilde{\Pi} \left\{ \frac{\sqrt{n}}{T_{0mm'jj'}(\rho_m, \rho_{m'})} (\tilde{\lambda}_{mj}^\top \tilde{\lambda}_{m'j'} - \hat{\lambda}_{mj}^\top \hat{\lambda}_{m'j'}) \leq x \right\} - \Phi(x) \right| \xrightarrow{pr} 0, \quad (20)$$

for all $j = 1, \dots, p_m, j' = 1, \dots, p_{m'}$ and $m, m' = 1, \dots, M$.

Theorem 4 shows that the posterior distribution of centered and rescaled entries of the low-rank components converges to a zero-mean Gaussian distribution with variance $T_{0mm'jj'}(\rho_m, \rho_{m'})$. This result leads to approximate $(1 - \alpha)\%$ credible intervals for large values of n and p_m 's as

$$\tilde{C}_{mm'jj'}(\rho_m, \rho_{m'}) = \left[\hat{\lambda}_{mj}^\top \hat{\lambda}_{m'j'} \pm z_{1-\alpha/2} \frac{\hat{T}_{mm'jj'}(\rho_m, \rho_{m'})}{\sqrt{n}} \right], \quad (21)$$

where we use a consistent estimator $\hat{T}_{mm'jj'}(\rho_m, \rho_{m'})$ of $T_{0mm'jj'}(\rho_m, \rho_{m'})$, obtained by replacing λ_{0mj} 's and σ_{0mj}^2 's with estimates $\hat{\lambda}_{mj}$'s and δ_{mj}^2 's. The term $T_{0mm'jj'}(\rho_m, \rho_{m'})$ is needed to calibrate the credible intervals to the target frequentist level. Combining Theorems 3 and 4, and

again plugging in consistent point estimates for unknown parameters, justifies setting $\rho_m = b_{0mj'}$, with $b_{0mj'}$ defined in (14), to achieve asymptotically valid coverage for the j, j' -th entry of the intra-view low-rank components. Setting ρ_m to the empirical averages of the $b_{0mj'}$'s allows approximately valid coverage across entries of the intra-view low-rank components. In Section 4, we provide numerical evidence that this approach also provides calibrated coverage on average for entries of intra-view covariances.

4 Numerical experiments

We compare FAMA with Multi-Omics Factor Analysis (Argelaguet et al. (2018, 2020), MOFA), and two factor analysis methods applied to the concatenated dataset, namely Chattopadhyay et al. (2024)'s FABLE and Rockova & George (2016)'s ROTATE. We take $M = 4$ views, set the total number of factors $k_0 = 30$, and let $k_m = 20$ for all $m = 1, \dots, 4$. The loadings and residual error variances are generated as $\lambda_{0mj} \sim N_{k_m}(0, \psi_m^2)$ and $\sigma_{0mj}^2 \sim U(5, 10)$, $j = 1, \dots, p_m$; $m = 1, \dots, 4$.

We consider an unbalanced scenario with $(p_1, \dots, p_4) = (5000, 1000, 1000, 1000)$ and $(\psi_1, \dots, \psi_4) = (1, 0.4, 0.4, 0.4)$ and a balanced scenario with $p_m = 2000$ and $\psi_m = 0.5$ for all $m = 1, \dots, 4$. For each scenario, we let $n \in \{500, 1000\}$, and for any configuration, we replicate the experiments 50 times, each time generating the data from the model (1).

We evaluated estimation accuracy via the Frobenius error rescaled by the Frobenius norm. We focus on the low-rank components of the total, intra-view, and inter-view covariances. We evaluated the accuracy of uncertainty quantification via the frequentist average coverage of entrywise 95% credible or confidence intervals. For FAMA, we report the results using intervals derived from the central limit theorem (Theorem 3) defined in (18) and the Bernstein von Mises theorem (Theorem 4) defined in (21). MOFA and ROTATE only provide point estimates.

Figures 1 and 2 show the relative Frobenius error of competing methodologies in estimating the low-rank components of the covariance (three left most panels) and the running time (right most panel) in the balanced and unbalanced cases, respectively. The left most panel displays the error in estimation of the low-rank component of the overall covariance, while the two center panels report the error in estimating low-rank components of the intra- and inter-view covariances, respectively.

In the balanced case (Figure 1), FAMA outperforms each method in recovering the low-rank component of the overall covariance, as well as the intra-view ones. For the inter-view covariance, FABLE and FAMA perform similarly with FABLE having a minor advantage when $n = 500$. MOFA performs competitively when $n = 500$, while being the worst performing method for $n = 1000$. In the unbalanced scenario (Figure 2), FAMA and FABLE obtain the best performance in recovering the overall covariance with FAMA doing slightly better. However, FAMA remarkably outperforms all other methods in estimating the low-rank components of each intra-view and inter-view covariance, while other methods suffer for smaller views. In all experiments, FABLE is the fastest method with FAMA being a close second and faster by several orders of magnitude over other methodologies.

Table 1 reports the average frequentist coverage across entries of the low-rank components of the covariance. Both types of FAMA intervals yield valid frequentist coverage on average across entries of low-rank components of the intra-view and inter-view covariances. FABLE has severe under-coverage in the unbalanced case, but only a slight under-coverage in the balanced scenario.

In summary, FAMA provides accurate estimates with valid uncertainty quantification in all settings considered, while having fast running times.

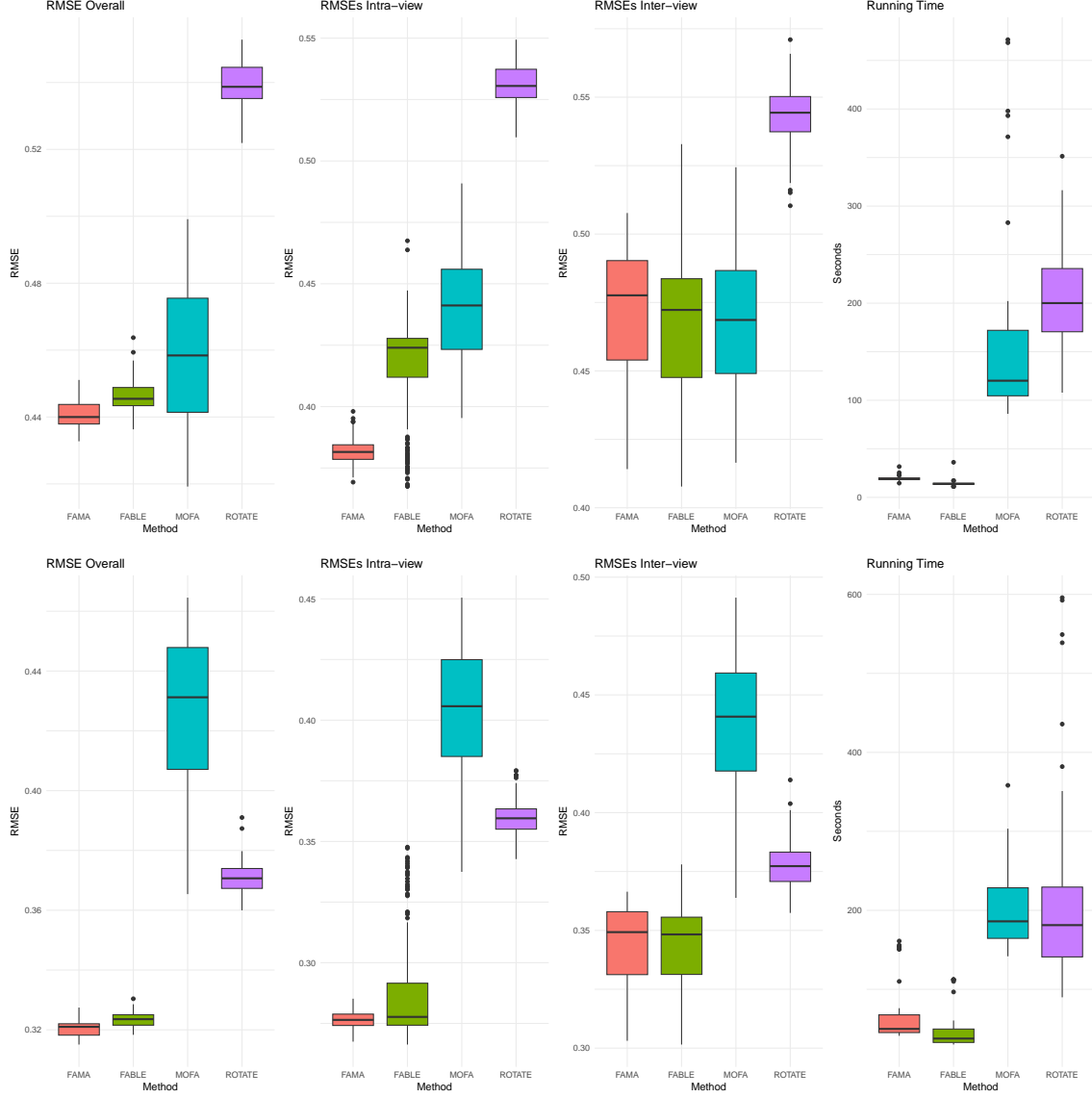


Figure 1: Comparison of different methods in terms of normalized root mean squared error of the low-rank component of the overall covariance (left most panels), the low-rank components of the intra-view and inter-view covariances (middle panels) and running time (right most panel) in the balanced scenario, $n = 500$ (top panels) and $n = 1000$ (bottom panels).

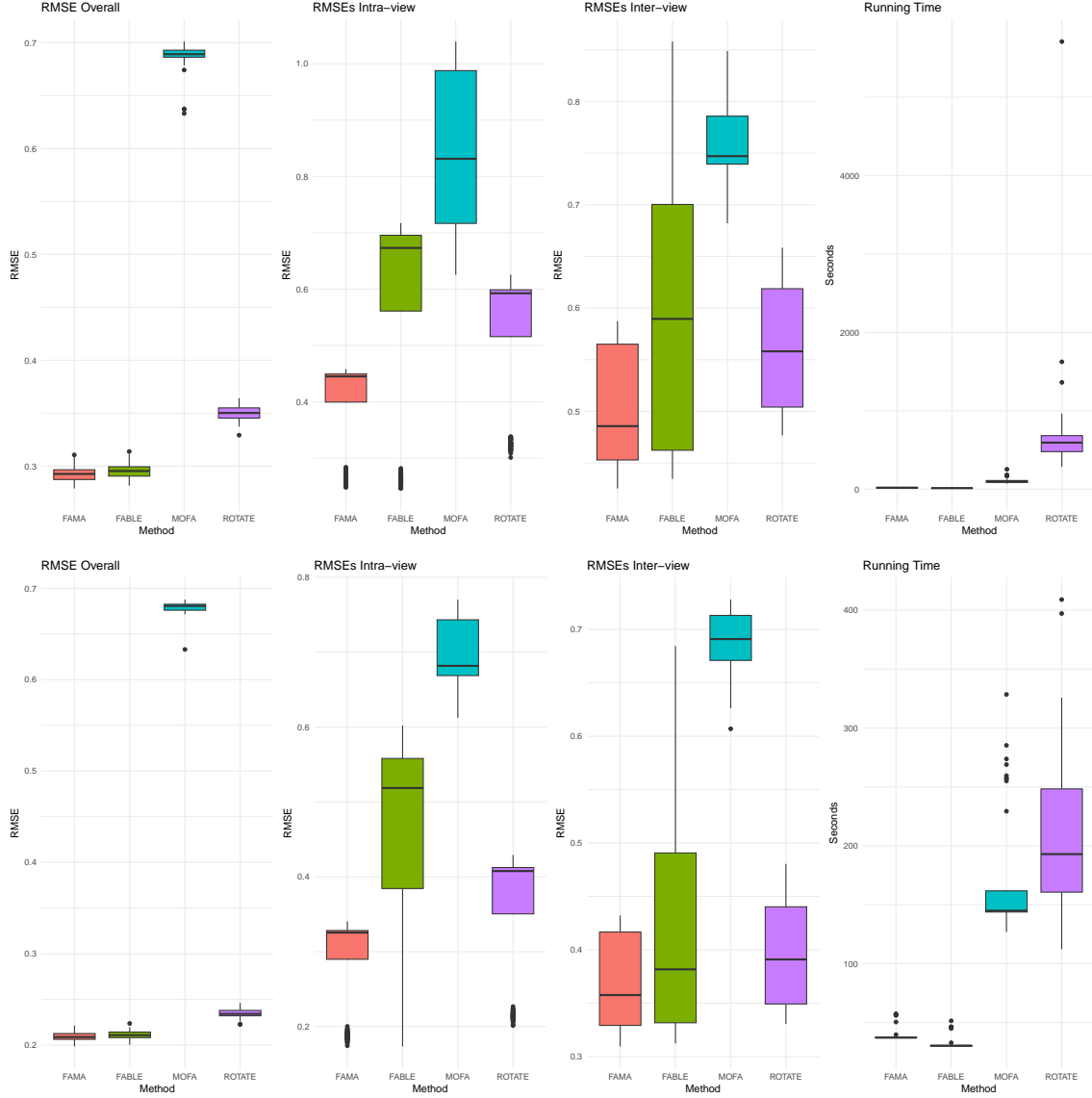


Figure 2: Comparison of different methods in terms of normalized root mean squared error of the low-rank component of the overall covariance (left most panels), the low-rank components of the intra-view and inter-view covariances (middle panels) and running time (right most panel) in the unbalanced scenario with $n = 500$ (top panels) and $n = 1000$ (bottom panels).

Unbalanced				
Method	$n = 500$		$n = 1000$	
	$\Lambda_m \Lambda_m^\top$	$\Lambda_m \Lambda_{m'}^\top$	$\Lambda_m \Lambda_m^\top$	$\Lambda_m \Lambda_{m'}^\top$
FAMA-CLT	94.97	96.02	94.69	95.59
FAMA- $\tilde{\Pi}$	94.97	97.61	94.69	97.03
FABLE	82.35	89.32	81.11	89.43
Balanced				
Method	$n = 500$		$n = 1000$	
	$\Lambda_m \Lambda_m^\top$	$\Lambda_m \Lambda_{m'}^\top$	$\Lambda_m \Lambda_m^\top$	$\Lambda_m \Lambda_{m'}^\top$
FAMA-CLT	94.51	95.83	94.24	95.45
FAMA- $\tilde{\Pi}$	94.51	95.14	94.24	94.73
FABLE	92.95	94.03	92.87	93.42

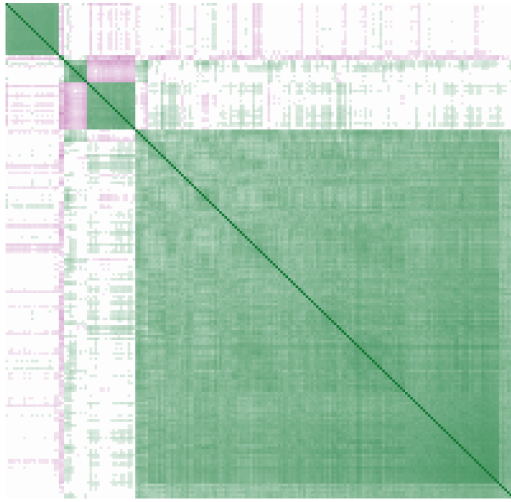
Table 1: Average frequentist coverage for entries of random 100×100 submatrices of each $\Lambda_m \Lambda_m^\top$ for all m and $\Lambda_m \Lambda_{m'}^\top$ for all pairs $m \neq m'$. For FAMA, we report both the coverage of confidence intervals obtained from the central limit theorem (Theorem 3) defined in (18), and of the analytic approximation of the credible intervals (Theorem 4), defined in (21), which we refer to as FAMA-CLT and FAMA- $\tilde{\Pi}$ respectively. All values have been multiplied by 10^2 .

5 Cancer Multiomics Application


We analyze the data from Vasaikar et al. (2017) available at <https://www.linkedomics.org>. We consider four views collected from tumor samples, which include: (1) gene-level RNA sequencing (RNA-seq) data obtained from the Illumina GenomeAnalyzer platform, reported as normalized expression counts; (2) somatic copy number variation (SCNV) data at the gene level, quantified as log-ratios using the GISTIC2 pipeline to reflect copy number aberrations; (3) DNA methylation (DNA-met) data generated from the Illumina HM450K platform, summarized at the gene level as beta values; and (4) reverse phase protein array (RPPA) measurements providing gene-level, normalized protein expression profiles. The RPPA view contains 168 variables, while we retain the 4000 variables with the largest variance for each other view. We consider 170 samples for which data from each view are available, which are randomly divided into training and test sets of size 136 and 34 respectively. We fit each model on the training set after standard pre-processing, which we describe in the Supplementary Material.

We compute the log-likelihood in the test set using point estimates for the overall covariance matrix of each method and test whether the out-of-sample log-likelihood of the FAMA estimate is larger than that of other methodologies by means of one-sided paired t tests. For MOFA and ROTATE, we fit the models with two different choices for the upper bound on the number of factors. More details are provided in the supplemental. The results are reported in Table 2. Overall FAMA produces excellent out-of-sample results that outperform competitors in almost all cases. Moreover, FAMA had a very competitive running time. Indeed, FAMA and FABLE only took ~ 4 seconds, while MOFA took 509 and 106 seconds, and ROTATE took 187 and 57 seconds.


We also performed inference on the intra-view covariances, focusing on FAMA applied to the full 170 samples. For each view, we selected the 200 variables having absolute correlations greater than 0.5 with the largest number of other variables. For the RPPA, all the 168 variables were included. Figure 3 shows the correlation plot of the selected variables for each view. In the RNA-seq view, four clusters of genes emerge, with high positive intra-cluster correlations and mostly negative correlations across clusters. A prominent group consists of immune-associated genes (POU2AF1, CD38, ADAMDEC1, FAM30A, LCP1, CIITA), which are highly expressed in germinal center




(a) RNA sequencing (RNA-seq)



(b) Somatic copy number variation (SCNV)



(c) DNA methylation (DNA-met)



(d) Reverse phase protein array (RPPA)

Figure 3: Within-view correlation plots inferred by **FAMA** for the cancer multiomics application. Positive (negative) correlations are showed in green (violet). Entries for which the 95% posterior credible interval included 0 were set to 0.

		FAMA	FABLE	MOFA-1	MOFA-2	ROTATE-1	ROTATE-2
Overall	log-lik	-492399	-519106	-680540	-590185	-565282	-511922
	p-value		9×10^{-5}	0.063	0.150	0.004	0.008
RNA-seq	log-lik	-166281	-174152	-166112	-174024	-173268	-171419
	p-value		5×10^{-7}	0.651	5×10^{-6}	6×10^{-6}	5×10^{-6}
SCNV	log-lik	-99165	-138732	-289942	-212618	-117693	-121572
	p-value		1×10^{-5}	0.057	0.116	0.175	2×10^{-3}
DNA-met	log-lik	-160693	-163633	-162986	-166425	-173132	-163677
	p-value		0.019	0.002	2×10^{-6}	2×10^{-4}	5×10^{-11}
RPPA	log-lik	-5554	-7333	-6562	-7418	-6341	-7395
	p-value		5×10^{-15}	3×10^{-15}	6×10^{-17}	1×10^{-13}	1×10^{-14}
RNA-seq & SCNV	log-lik	-293470	-331954	-483713	-402654	-343544	-319362
	p-value		2×10^{-6}	0.059	0.123	0.019	9×10^{-4}
RNA-seq & DNA-met	log-lik	-336964	-344862	-338712	-345661	-361101	-344519
	p-value		0.001	0.046	1×10^{-4}	9×10^{-6}	1×10^{-7}
RNA-seq & RPPA	log-lik	-175610	-182203	-173533	-182000	-181329	-179477
	p-value		7×10^{-6}	0.999	5×10^{-5}	7×10^{-4}	1×10^{-4}
SCNV & DNA-met	log-lik	-290871	-323703	-483865	-397300	-343297	-310457
	p-value		3×10^{-6}	0.057	0.130	0.016	0.004
SCNV & RPPA	log-lik	-114578	-147417	-299664	-221318	-128599	-130280
	p-value		6×10^{-5}	0.063	0.128	0.234	0.012
DNA-met & RPPA	log-lik	-170039	-171647	-170346	-174115	-181160	-171710
	p-value		0.134	0.337	4×10^{-4}	6×10^{-4}	2×10^{-4}

Table 2: Comparison of out-of-sample log-likelihood of different methodologies. Out-of-sample log-likelihood of different methods and p-values of the paired one-sided t-tests for a greater log-likelihood for FAMA estimate. The first row refers to the concatenated dataset, the following four rows to each view separately, and the remaining rows to each possible pair of views.

B cells or plasma cells (Ochiai et al. 2013). For example, POU2AF1 and FAM30A are part of a plasmablast gene module identified in studies of autoimmune disease and lymphoma (Jia et al. 2023). Another cluster includes genes that characterize epithelial or tumor-intrinsic programs (e.g. FOXA1, TTK, E2F8, FAP). For example, FOXA1 marks luminal breast/prostate tumors, which often exhibit reduced B-cell signatures (Nolan et al. 2023). The SCNV view exhibits a more uniform behavior with a positive correlation among all features considered. There are 4 loci on chromosome 1q (TGFB2, LYPLAL1, C1orf143, RRP15) with a pairwise correlation greater than 0.75, consistent with a segment of chromosome 1q acquired together in a subset of tumors (Ramberger et al. 2024). In the DNA-meth view, there is a bipartite structure with variables in the same (different) cluster(s) having strong positive (negative) correlation. One cluster contains neuronal genes (MAPT), DNA repair/apoptosis regulators (MLH3, HTT), and metabolic genes. The other includes FOXC2, a transcription factor linked to EMT (epithelial–mesenchymal transition) and development, COL9A3 (a collagen gene) and GPRC5B (a retinoic acid inducible gene) suggesting an EMT / mesenchymal and inflammation-associated methylation pattern. Such clustering could reflect a scenario in which a tumor subtype methylates a set of developmental genes and cell interaction genes, whereas some other subtype methylates a different set, related to neural or differentiation pathways. Inverse methylation patterns are a known phenomenon in pan-cancer analyses (Zhang & Huang 2017). In the RPPA view, the correlation structure is more complex, but there are groups of proteins having high positive mutual correlation. One such group includes EMT markers (SNAIL1, CDH2, ANXA1, GCN5, JAK2, GATA6) (Loh et al. 2019). Another is related to the Receptor Tyrosine Kinase pathway (EGFR, MEK1, MAPK14, YAP1, PDK1, PRKCA).


Figure 4 shows across-view correlation plots. The RNA-seq & SCNV correlation matrix contains mostly zero or slightly negative values, indicating that many gene copy-number changes



(a) RNA-seq & SCNV



(b) RNA-seq & DNA-met



(c) RNA-seq & RPPA



(d) SCNV & DNA-meth




Figure 4: Across-view correlation plots inferred by FAMA for the cancer multiomics application. Positive (negative) correlations are showed in green (violet). Entries for which the 95% posterior credible interval included 0 were set to 0.

do not translate into proportional RNA change (Bhattacharya et al. 2020). Among the negative correlations, the RNA value of IL18RAP (an interleukin-18 receptor accessory protein) is negatively correlated with copy number of RABGAP1L (a 1q25 gene) consistently with Hutchinson (2017). The few positive dependencies include the expression of the KISS1R gene and the copy numbers in the chromosome 1q25 genes (SERPINC1, RC3H1, ZBTB37, DARS2), which lie in a co-amplified region and often undergo joint structural variation (de la Morena-Barrio et al. 2022). The RNA-seq & DNA-met correlation plot shows a clear split between positive and negative correlations, reflecting the dual role of DNA methylation in gene regulation (Anastasiadi et al. 2018). The RNA-seq & RPPA matrix is relatively sparse with only a few moderate correlation values that indicate that RNA-seq levels are not strongly predictive of protein levels (Gry et al. 2009). The SCNV & RPPA correlation matrix is the sparsest with $\sim 2\%$ elements significantly different from zero consistent with Akbani et al. (2014). The SCNV & DNA-met covariance is mostly sparse with a moderate majority of negative correlations among significant values. This tendency for copy number increases to associate with decreased methylation is consistent with Prall et al. (2006). Finally, among the DNA-meth & RPPA significant correlations, Estrogen Receptor (ER) α protein shows an inverse relationship with DNA methylation at the ESR1 gene locus. In ER-positive breast cancers, the ESR1 promoter is typically unmethylated and the ER protein is expressed, while in ER-negative tumors the ESR1 promoter is often hypermethylated, silencing the gene for the expression of ER protein (Ros et al. 2020).

In summary, FAMA’s estimates have competitive out-of-sample performance and find highly interpretable biological signals.

6 Conclusion

We have presented a novel approach to inferring covariance structure in multi-view data with rigorous theoretical guarantees. FAMA estimates the latent factors that are active in at least one view using an eigendecomposition approach and infers the loadings through surrogate regression tasks. We

have also proposed two ways to characterize uncertainty in inferring the covariance components, one based on a central limit theorem result, and one using the posterior distribution arising from the surrogate regression tasks.

There are many interesting directions for future work. For example, in ecology, it has become standard to collect presence/absence or abundance data for large numbers of species at each sampling site. In this case, it is natural to treat the phylum that each species belongs to as a data view. Then, it becomes necessary to extend FAMA to account for binary or count data. One promising direction is to maintain the factor analytic form of FAMA, but within the linear predictor of a generalized linear latent variable model that would allow each variable to have a different measurement scale (continuous, count, binary, categorical). Along similar lines, it is useful to extend the methodology to other families of latent factor models, such as low-rank and non-negative matrix factorizations (Zito & Miller 2024, Grabski et al. 2025). In addition, it would be worthwhile to consider supervised variants, where latent factors are used to predict outcome variables of interest (Ferrari & Dunson 2021, Fan et al. 2022, 2023).

Finally, given the promising results presented in this paper, applying FAMA to other high-dimensional multi-view datasets to obtain fast and reliable estimates of intra- and inter-omics dependence structure may lead to useful new applied insights.

Acknowledgement

This research was partially supported by the National Institutes of Health (grant ID R01ES035625), by the Office of Naval Research (Grant N00014-24-1-2626), and by the European Research Council under the European Union’s Horizon 2020 research and innovation programme (grant agreement No 856506).

References

- Akbani, R., Ng, P. K. S., Werner, H. M. J. & et al. (2014), ‘A pan-cancer proteomic perspective on The Cancer Genome Atlas’, *Nature Communications* **5**, 3887.
URL: <https://doi.org/10.1038/ncomms4887>
- Anastasiadi, D., Esteve-Codina, A. & Piferrer, F. (2018), ‘Consistent inverse correlation between DNA methylation of the first intron and gene expression across tissues and species’, *Epigenetics & Chromatin* **11**(1), 37.
URL: <https://doi.org/10.1186/s13072-018-0205-1>
- Anceschi, N., Ferrari, F., Dunson, D. B. & Mallick, H. (2024), ‘Bayesian joint additive factor models for multiview learning’, *arXiv preprint arXiv:2406.00778*.
- Argelaguet, R., Arnol, D., Bredikhin, D., Deloro, Y., Velten, B., Marioni, J. & Stegle, O. (2020), ‘MOFA+: A statistical framework for comprehensive integration of multi-modal single-cell data’, *Genome Biology* **21**, 111.
- Argelaguet, R., Velten, B., Arnol, D., Dietrich, S., Zenz, T., Marioni, J. C., Buettner, F., Huber, W. & Stegle, O. (2018), ‘Multi-omics factor analysis—a framework for unsupervised integration of multi-omics data sets’, *Molecular Systems Biology* **14**(6), e8124.
- Bai, J. (2003), ‘Inferential theory for factor models of large dimensions’, *Econometrica* **71**(1), 135–171.

- Bandeira, A. S. & van Handel, R. (2016), ‘Sharp nonasymptotic bounds on the norm of random matrices with independent entries’, *The Annals of Probability* **44**(4), 2479 – 2506.
- Bhattacharya, A., Bense, R. D., Urzúa-Traslaviña, C. G. et al. (2020), ‘Transcriptional effects of copy number alterations in a large set of human cancers’, *Nature Communications* **11**(1), 715.
URL: <https://doi.org/10.1038/s41467-020-14605-5>
- Chattopadhyay, S., Zhang, A. R. & Dunson, D. B. (2024), ‘Blessing of dimension in Bayesian inference on covariance matrices’, *arXiv preprint arXiv:2404.03805* .
- Chen, Y. & Li, X. (2021), ‘Determining the number of factors in high-dimensional generalized latent factor models’, *Biometrika* **109**(3), 769–782.
- Chen, Y., Li, X. & Zhang, S. (2019), ‘Joint maximum likelihood estimation for high-dimensional exploratory item factor analysis’, *Psychometrika* **84**(1), 124–146.
- Chen, Y., Li, X. & Zhang, S. (2020), ‘Structured latent factor analysis for large-scale data: Identifiability, estimability, and their implications’, *Journal of the American Statistical Association* **115**(532), 1756–1770.
- Davis, C. & Kahan, W. M. (1970), ‘The rotation of eigenvectors by a perturbation. III’, *SIAM Journal on Numerical Analysis* **7**(1), 1–46.
- de la Morena-Barrio, B., Orlando, C., Sanchis-Juan, A., García, J. L., Padilla, J., de la Morena-Barrio, M. E., Puruunen, M., Stouffs, K., Cifuentes, R., Borràs, N., Bravo-Pérez, C., Benito, R., Cuenca-Guardiola, J., Vicente, V., Vidal, F., Hernández-Rivas, J. M., Ouweland, W., Jochmans, K. & Corral, J. (2022), ‘Molecular dissection of structural variations involved in antithrombin deficiency’, *The Journal of Molecular Diagnostics* **24**(5), 462–475.
- Ding, D. Y., Li, S., Narasimhan, B. & Tibshirani, R. (2022), ‘Cooperative learning for multiview analysis’, *Proceedings of the National Academy of Sciences* **119**(38), e2202113119.
- Dombowsky, A. & Dunson, D. B. (2025), ‘Product centred Dirichlet processes for Bayesian multiview clustering’, *Journal of the Royal Statistical Society Series B: Statistical Methodology* p. qkaf021.
- Fan, J., Jiang, B. & Sun, Q. (2022), ‘Bayesian factor-adjusted sparse regression’, *Journal of Econometrics* **230**(1), 3–19.
- Fan, J., Lou, Z. & Yu, M. (2023), ‘Are latent factor regression and sparse regression adequate?’, *Journal of the American Statistical Association* **0**(0), 1–13.
- Feng, Q., Jiang, M., Hannig, J. & Marron, J. (2018), ‘Angle-based joint and individual variation explained’, *Journal of Multivariate Analysis* **166**, 241–265.
- Ferrari, F. & Dunson, D. B. (2021), ‘Bayesian factor analysis for inference on interactions’, *Journal of the American Statistical Association* **116**(535), 1521–1532.
- Grabski, I. N., Trippa, L. & Parmigiani, G. (2025), ‘Bayesian multi-study non-negative matrix factorization for mutational signatures’, *Genome Biology* **26**(1), 98.
- Gratton, S. & Tshimanga-Ilunga, J. (2016), ‘On a second-order expansion of the truncated singular subspace decomposition’, *Numerical Linear Algebra with Applications* **23**(3), 519–534.

- Gry, M., Rimini, R., Strömberg, S., Asplund, A., Pontén, F., Uhlen, M. & Nilsson, P. (2009), ‘Correlations between RNA and protein expression profiles in 23 human cell lines’, *BMC genomics* **10**, 365.
- Harman, H. (1976), *Modern Factor Analysis*, University of Chicago Press.
- Hoerl, A. E. & Kennard, R. W. (1970), ‘Ridge Regression: Biased Estimation for Nonorthogonal Problems’, *Technometrics* **12**(1), 55–67.
- Hutchinson, L. (2017), ‘Aneuploidy and immune evasion — a biomarker of response’, *Nature Reviews Clinical Oncology* **14**(3), 140.
URL: <https://doi.org/10.1038/nrclinonc.2017.23>
- Ishwaran, B. H., J. & Rao, S. (2005), ‘Spike and slab variable selection: Frequentist and bayesian strategies’, *The Annals of Statistics* **33**, 730–773.
URL: <https://api.semanticscholar.org/CorpusID:9004248>
- Jia, G., Ramalingam, T. R., Heiden, J. V., Gao, X., DePianto, D., Morshead, K. B., Modrusan, Z., Ramamoorthi, N., Wolters, P., Lin, C., Khanna, D. & Arron, J. R. (2023), ‘An interleukin 6 responsive plasma cell signature is associated with disease progression in systemic sclerosis interstitial lung disease’, *iScience* **26**(11), 108133.
- Laurent, B. & Massart, P. (2000), ‘Adaptive estimation of a quadratic functional by model selection’, *The Annals of Statistics* **28**(5), 1302 – 1338.
- Lee, S. M., Chen, Y. & Sit, T. (2024), ‘A latent variable approach to learning high-dimensional multivariate longitudinal data’, *arXiv preprint arXiv:2405.15053*.
- Lock, E. F., Hoadley, K. A., Marron, J. S. & Nobel, A. B. (2013), ‘Joint and individual variation explained (JIVE) for integrated analysis of multiple data types’, *The Annals of Applied Statistics* **7**(1), 523 – 542.
- Loh, C.-Y., Chai, J. Y., Tang, T. F., Wong, W. F., Sethi, G., Shanmugam, M. K., Chong, P. P. & Looi, C. Y. (2019), ‘The E-cadherin and N-cadherin switch in epithelial-to-mesenchymal transition: Signaling, therapeutic implications, and challenges’, *Cells* **8**(10), 1118.
- Ma, Z. & Ma, R. (2024), ‘Optimal estimation of shared singular subspaces across multiple noisy matrices’, *arXiv preprint arXiv:2411.17054*.
- Mauri, L., Anceschi, N. & Dunson, D. B. (2025), ‘Spectral decomposition-assisted multi-study factor analysis’, *arXiv preprint arXiv:2502.14600*.
- Mauri, L. & Dunson, D. B. (2025), ‘Factor pre-training in Bayesian multivariate logistic models’, *Biometrika* p. asaf056.
- Nolan, E., Lindeman, G. J. & Visvader, J. E. (2023), ‘Deciphering breast cancer: from biology to the clinic’, *Cell* **186**(8), 1708–1728.
- Ochiai, K., Maienschein-Cline, M., Simonetti, G., Chen, J., Rosenthal, R., Brink, R., Chong, A., Klein, U., Dinner, A., Singh, H. & Sciammas, R. (2013), ‘Transcriptional regulation of germinal center B and plasma cell fates by dynamical control of IRF4’, *Immunity* **38**(5), 918–929.
- Palzer, E. F., Wendt, C. H., Bowler, R. P., Hersh, C. P., Safo, S. E. & Lock, E. F. (2022), ‘sJIVE: supervised joint and individual variation explained’, *Computational Statistics & Data Analysis* **175**, 107547.

- Pral, F., Ostwald, C., Weirich, V. & Nizze, H. (2006), ‘p16INK4a promoter methylation and 9p21 allelic loss in colorectal carcinomas: relation with immunohistochemical p16INK4a expression and with tumor budding’, *Human Pathology* **37**(5), 578–585.
- Ramberger, E., Sapozhnikova, V., Ng, Y. L. D., Dolnik, A., Ziehm, M., Popp, O., Sträng, J., Kull, M., Grünschlager, F., Krüger, J., Benary, M., Müller, S., Gao, X., Murgai, A., Haji, M., Schmidt, A., Lutz, R., Nogai, A., Braune, J. & Krönke, J. (2024), ‘The proteogenomic landscape of multiple myeloma reveals insights into disease biology and therapeutic opportunities’, *Nature Cancer* **5**, 1–18.
- Rockova, V. & George, E. I. (2016), ‘Fast Bayesian factor analysis via automatic rotations to sparsity’, *Journal of the American Statistical Association* **111**(516), 1608–1622.
- Ros, L., Russo, S., Bonotto, M., Belletti, B., Baldassarre, G., Damante, G. & Puglisi, F. (2020), ‘Plasma-based longitudinal evaluation of ESR1 epigenetic status in hormone receptor-positive HER2-negative metastatic breast cancer’, *Frontiers in Oncology* **10**, 550185.
URL: <https://doi.org/10.3389/fonc.2020.550185>
- Vasaikar, S. V., Straub, P., Wang, J. & Zhang, B. (2017), ‘LinkedOmics: analyzing multi-omics data within and across 32 cancer types’, *Nucleic Acids Research* **46**(D1), D956–D963.
- Velten, B., Braunger, J. M., Argelaguet, R., Arnol, D., Wirbel, J., Bredikhin, D., Zeller, G. & Stegle, O. (2022), ‘Identifying temporal and spatial patterns of variation from multimodal data using MEFISTO’, *Nature Methods* **19**(2), 179–186.
- Vershynin, R. (2012), *Introduction to the Non-Asymptotic Analysis of Random Matrices*, Cambridge University Press, p. 210–268.
- West, M. (2003), Bayesian factor regression models in the ”large p, small n” paradigm, in ‘Bayesian Statistics 7’, Oxford University Press, pp. 723–732.
- Yang, Y. & Ma, C. (2025), ‘Estimating shared subspace with AJIVE: the power and limitation of multiple data matrices’, *arXiv preprint arXiv:2501.09336* .
- Yi, S., Wong, R. K. W. & Gaynanova, I. (2023), ‘Hierarchical nuclear norm penalization for multi-view data integration’, *Biometrics* **79**(4), 2933–2946.
URL: <https://onlinelibrary.wiley.com/doi/abs/10.1111/biom.13893>
- Zhang, J. & Huang, K. (2017), ‘Pan-cancer analysis of frequent DNA co-methylation patterns reveals consistent epigenetic landscape changes in multiple cancers’, *BMC Genomics* **18**, 1045.
- Zito, A. & Miller, J. W. (2024), ‘Compressive Bayesian non-negative matrix factorization for mutational signatures analysis’, *arXiv preprint arXiv:2404.10974* .

Supplementary material for “Inference on covariance structure in high-dimensional multi-view data”

A Preliminary results

Proposition 1 (Adapted from Proposition 3.5 of Chattopadhyay et al. (2024)). *Let U_m be the matrix of left singular vectors associated with the leading k_m singular values of Y_m and U_{0m} be the matrix of left singular vectors of $F_{0m} = F_0 A_m$. Then, under Assumptions 1–5, as $n, p_m \rightarrow \infty$, with probability at least $1 - o(1)$, we have*

$$\|P_m - P_{0m}\| \lesssim \frac{1}{n} + \frac{1}{p_m},$$

where $P_m = U_m U_m^\top$ and $P_{0m} = U_{0m} U_{0m}^\top$.

of Proposition 1. Since $U_{0m} = \tilde{U}_{0m} R$ for some orthogonal matrix R , where \tilde{U}_{0m} is the matrix of left singular vectors of $F_{0m} \Lambda_{0m}^\top$, we have $U_{0m} U_{0m}^\top = \tilde{U}_{0m} \tilde{U}_{0m}^\top$. The result follows from Proposition 3.5 of Chattopadhyay et al. (2024). \square

Proposition 2. *Let \bar{P} be the orthogonal projection onto the subspace spanned by the singular vectors associated to the leading k_0 singular values of \bar{P} , where \bar{P} is defined as in (5), and $U_0 \in \mathbb{R}^{n \times k_0}$ is the matrix of left singular vectors of F_0 . Then, under Assumptions 1–5, we have*

$$\text{pr} \left\{ \|\bar{P} - U_0 U_0^\top\| > G_2 \left(\frac{1}{n} + \frac{1}{p_{\min}} \right) \right\} \rightarrow 0 \quad (n, p_1, \dots, p_M \uparrow \infty), \quad (22)$$

where $G_2 < \infty$, and $p_{\min} = \min_{m=1, \dots, M} p_m$.

of Proposition 2. Note that $\tilde{P} = \frac{1}{M} \sum_{m=1}^M P_m = \frac{1}{M} \sum_{m=1}^M (U_{0m} U_{0m}^\top + \Delta_m)$, where $\Delta_m = P_m - P_{0m}$. By Proposition 1, we have $\|\frac{1}{M} \sum_{m=1}^M \Delta_m\| \lesssim \frac{1}{M} \sum_{m=1}^M \left(\frac{1}{n} + \frac{1}{p_m} \right) \asymp \frac{1}{n} + \frac{1}{p_{\min}}$, with probability at least $1 - o(1)$. Moreover, we have $U_{0m} = U_0 R_m$ for $R_m = U_0^\top U_m \in \mathbb{R}^{k_0 \times k_0}$. Note that $R_m = D_0^{-1} V_0 F_0^\top F_0 A_m V_{0m} D_{0m}^{-1}$, where V_0 and V_{0m} are the matrices of right singular vectors of F_0 and F_{0m} , and D_0 and D_{0m} are diagonal matrices with the corresponding singular values on the diagonal. Hence, $\frac{1}{M} \sum_{m=1}^M P_{0m} = U_0 D_0 V_0^\top \left(\frac{1}{M} \sum_{m=1}^M A_m V_{0m} D_{0m}^{-2} V_{0m}^\top A_m^\top \right) V_0 D_0 U_0^\top$. In particular,

$$\begin{aligned} s_{k_0} \left(\frac{1}{M} \sum_{m=1}^M P_{0m} \right) &\geq s_{k_0} (U_0 D_0 V_0^\top)^2 s_{k_0} \left(\frac{1}{M} \sum_{m=1}^M A_m V_{0m} D_{0m}^{-2} V_{0m}^\top A_m^\top \right) \\ &\geq \frac{1}{M} s_{k_0} (D_0)^2 s_{k_0} \left(\sum_{m=1}^M A_m V_{0m} D_{0m}^{-2} V_{0m}^\top A_m^\top \right). \end{aligned}$$

We lower bound the second term. For all $m = 1, \dots, M$, $A_m V_{0m} D_{0m}^{-2} V_{0m}^\top A_m^\top \geq d_{0m1}^{-2} A_m V_{0m} V_{0m}^\top A_m^\top = d_{0m1}^{-2} A_m A_m^\top$, where d_{0m1} is the k_m -th entry on the diagonal of D_{0m} . We let $d^2 = \max_{m=1, \dots, M} d_{0m1}^{-2}$. Then, we have $s_{k_0} \left(\sum_{m=1}^M A_m V_{0m} D_{0m}^{-2} V_{0m}^\top A_m^\top \right) \geq d^{-2} s_{k_0} \left(\sum_{m=1}^M A_m A_m^\top \right) = d^2$, since $\sum_{m=1}^M A_m A_m^\top$ is a diagonal matrix where the l , l -th entry is the number of views in which the l -th column of F_0 is active and, therefore is larger than or equal to 1. Combining all of the above, we obtain

$$s_{k_0} \left(\frac{1}{M} \sum_{m=1}^M P_{0m} \right) \geq \frac{1}{M} s_{k_0} (D_0)^2 d^{-2} \asymp \frac{1}{M},$$

with probability at least $1 - o(1)$, since by Corollary 5.35 in Vershynin (2012), we have $s_{k_0}(D_0) = \sqrt{n} - O(k_0)$ and $d = \sqrt{n} + O(\sum_m k_m)$ with probability at least $1 - o(1)$.

Therefore, denoting with $E = \frac{1}{M} \sum_{m=1}^M \Delta_m$, we have $\|E\| < 1/M$ with probability at least $1 - o(1)$, for n and p_{\min} sufficiently large. Thus, we can apply Theorem 2.1 from Gratton & Tshimanga-Ilunga (2016), which characterizes the matrix left singular vectors associated to the k_0 leading singular values of \tilde{P} up to an orthogonal transformation as

$$\bar{U} = (U_0 - U' S)(I_{k_0} + S^\top S)^{-1}, \quad (23)$$

where $U' \in \mathbb{R}^{n \times n - k_0}$ is a matrix spanning the orthogonal complement of $\text{span}(U_0)$ such that $U'^\top U' = I_{n-k_0}$, and $S \in \mathbb{R}^{n-k_0 \times k_0}$ such that $\|S\| \asymp \|E\| \lesssim \frac{1}{n} + \frac{1}{p_{\min}}$ with probability at least $1 - o(1)$. From (23), we can get an expression for $\bar{P} = \bar{U} \bar{U}^\top$ and applying the Woodbury identity, we obtain

$$\|\bar{P} - U_0 U_0^\top\| \lesssim \frac{1}{n} + \frac{1}{p_{\min}},$$

with probability at least $1 - o(1)$, yielding the desired result. \square

B Proof of the main results

of Theorem 1. Let $U_0 D_0 V_0^\top$ be the singular value decomposition of F_0 . By Proposition 2, we have $\|\bar{U} \bar{U}^\top - U_0 U_0^\top\| \lesssim \frac{1}{n} + \frac{1}{p_{\min}}$, with probability at least $1 - o(1)$. Then, by Davis-Kahan theorem (Davis & Kahan 1970) we have $\min_{R: R^\top R = I_{k_0}} \|U - U_0 R\| = \|U - U_0 \hat{R}\| \lesssim \frac{1}{n} + \frac{1}{p_{\min}}$, with probability at least $1 - o(1)$, where \hat{R} is the orthogonal matrix achieving the minimum of the quantity on the left hand side. Recalling that $\hat{F} = \sqrt{n}U$ and letting $\tilde{R} = V_0 \hat{R}$, we have

$$\begin{aligned} \|\hat{F} - F_0 \tilde{R}\| &= \|\sqrt{n}U - U_0 D_0 \hat{R}\| \leq \|\sqrt{n}(U - U_0 \hat{R})\| + \|\sqrt{n}U_0 \hat{R} - U_0 D_0 \hat{R}\| \\ &\leq \sqrt{n} \left(\frac{1}{n} + \frac{1}{p_{\min}} \right) + \max_{1 \leq l \leq k_0} |\sqrt{n} - d_{0l}|, \end{aligned}$$

where d_{0l} is the l -th largest singular value of D_0 . Moreover, by Corollary 5.35 of Vershynin (2012), we have $|d_{0l} - \sqrt{n}| \lesssim \sqrt{k_0}$ with probability at least $1 - o(1)$. \square

of Theorem 2. We start by establishing consistency of point estimates. Recall that $\hat{\Lambda}_m = Y_m^\top U \sqrt{n} / (n + \tau_m^{-2})$. Let $m, m' \in \{1, \dots, M\}$, not necessarily distinct, and $g_{mm'} = \frac{n}{(n + \tau_m^{-2})(n + \tau_{m'}^{-2})}$ then

$$\hat{\Lambda}_m \hat{\Lambda}_{m'}^\top = g_{mm'} Y_m^\top U U^\top Y_{m'} = g_{mm'} Y_m^\top U_0 U_0^\top Y_{m'} + g_{mm'} Y_m^\top (U U^\top - U_0 U_0^\top) Y_{m'}$$

and

$$\begin{aligned} \frac{n}{(n + \tau_m^{-2})^2} Y_m U_0 U_0^\top Y_{m'} &= \frac{n}{(n + \tau_m^{-2})^2} (F_0 A_m \Lambda_{0m}^\top + E_m)^\top U_0 U_0^\top (F_0 A_{m'} \Lambda_{0m'}^\top + E_{m'}) \\ &= \frac{n}{(n + \tau_m^{-2})^2} (\Lambda_{0m} A_m^\top F_0^\top F_0 A_{m'} \Lambda_{0m'}^\top + E_m^\top F_0 A_{m'} \Lambda_{0m'}^\top \\ &\quad + \Lambda_{0m} A_m^\top F_0^\top E_{m'} + E_m^\top U_0 U_0^\top E_{m'}). \end{aligned}$$

Moreover, since

$$A_m^\top F_0^\top F_0 A_{m'} = \begin{cases} F_{0m}^\top F_{0m}, & \text{if } m = m', \\ A_m B_{mm'} F_{0mm'}^\top F_{0mm'} B_{mm'}^\top A_{m'}, & \text{otherwise,} \end{cases}$$

where $B_{mm'} \in \mathbb{R}^{k_0 \times k_{mm'}^c}$ maps the columns of matrix $F_{0mm'}^c$ to the corresponding columns of F_0 . Thus, for $m = m'$, we have

$$g_{mm} \Lambda_{0m} A_m^\top F_0^\top F_0 A_m \Lambda_{0m}^\top = g_{mm} [\Lambda_{0m} n I_{k_m} \Lambda_{0m}^\top + \Lambda_{0m} (F_{0m}^\top F_{0m} - n I_{k_m}) \Lambda_{0m}^\top],$$

and, for $m \neq m'$,

$$g_{mm'} \Lambda_{0m} A_m^\top F_0^\top F_0 A_{m'} \Lambda_{0m'}^\top = g_{mm'} [\Lambda_{0m} A_m^\top n I_{k_{mm'}}^\top A_{m'} \Lambda_{0m'}^\top + \Lambda_{0m} A_m^\top B_{mm'} (F_{0mm'}^{c\top} F_{0mm'}^c - n I_{k_{mm'}}) \Pi_{mm'}^\top B_{mm'}^\top \Lambda_{0m'}^\top].$$

since $B_{mm'} B_{mm'}^\top$ is a diagonal matrix with the l -th diagonal element equal to 1 if and only if the l -th factor in F_0 is active in views m and m' , which implies $A_m^\top B_{mm'} B_{mm'}^\top A_{m'} = A_m^\top A_{m'}$. Then, we have

$$\|g_{mm'} n \Lambda_{0m} \Lambda_{0m'}^\top - \Lambda_{0m} \Lambda_{0m'}^\top\| \lesssim \frac{\sqrt{p_m p_{m'}}}{n},$$

$$g_{mm'} \|\Lambda_{0m} (F_{0m}^\top F_{0m} - n I_{k_m}) \Lambda_{0m}^\top\| \lesssim \frac{1}{n} \|\Lambda_{0m}\|^2 \|F_{0m}^\top F_{0m} - n I_{k_m}\| \asymp \frac{p_m}{\sqrt{n}},$$

and

$$\begin{aligned} & g_{mm'} \|\Lambda_{0m} n I_{k_{mm'}}^\top \Lambda_{0m'}^\top + \Lambda_{0m} A_m^\top B_{mm'} (F_{0mm'}^{c\top} F_{0mm'}^c - n I_{k_{mm'}}) B_{mm'}^\top A_{m'} \Lambda_{0m'}^\top\| \\ & \lesssim \frac{1}{n} \|\Lambda_{0m}\| \|\Lambda_{0m'}\| \|F_{0m}^\top F_{0m} - n I_{k_m}\| \|B_{mm'}\|^2 \|A_m\| \|A_{m'}\| \asymp \frac{\sqrt{p_m p_{m'}}}{\sqrt{n}}, \end{aligned}$$

with probability at least $1 - o(1)$, since $\|\Lambda_{0m}\| \asymp \sqrt{p_m}$ and $\|\Lambda_{0m'}\| \asymp \sqrt{p_{m'}}$ by Assumption 4 and $\|F_{0m}^\top F_{0m} - n I_{k_m}\| \asymp \|F_{0mm'}^\top F_{0mm'} - n I_{k_{mm'}}^\top\| \asymp \sqrt{n} + \sqrt{k_{mm'}^c}$ by Corollary 5.35 of Vershynin (2012) with probability at least $1 - o(1)$, $g_{mm'} = \frac{1}{n} + O(1/n^2)$ and $\|B_{mm'}\| \asymp \|A_m\| \asymp \|A_{m'}\| \asymp 1$.

In addition, with probability at least $1 - o(1)$, we have

$$\begin{aligned} \|E_m^\top F_{0m'} \Lambda_{0m'}^\top\| & \lesssim (\sqrt{n} + \sqrt{p_m}) \sqrt{n p_{m'}}, \\ \|E_{m'}^\top F_{0m} \Lambda_{0m}^\top\| & \lesssim (\sqrt{n} + \sqrt{p_{m'}}) \sqrt{n p_m} \end{aligned}$$

and

$$\|E_m^\top U_0 U_0^\top E_{m'}\| \lesssim (\sqrt{n} + \sqrt{p_m}) (\sqrt{n} + \sqrt{p_{m'}})$$

since $\|E_m\| \lesssim \sqrt{n} + \sqrt{p_m}$, $\|E_{m'}\| \lesssim \sqrt{n} + \sqrt{p_{m'}}$, $\|F_{0m}\| \asymp \|F_{0m'}\| \lesssim \sqrt{n}$, with probability at least $1 - o(1)$, by Lemma 4 and Corollary 5.35 of Vershynin (2012), respectively, and $\|\Lambda_{0m}\| \lesssim \sqrt{p_m}$, $\|\Lambda_{0m'}\| \asymp \sqrt{p_{m'}}$ Assumption 4. Finally, with probability at least $1 - o(1)$,

$$\begin{aligned} g_{mm'} \|Y_m (U U^\top - U_0 U_0^\top) Y_{m'}^\top\| & \lesssim \|Y_m\| \|Y_{m'}\| \|U U^\top - U_0 U_0^\top\| \\ & \lesssim \frac{1}{n} n \sqrt{p_m p_{m'}} \left(\frac{1}{n} + \frac{1}{p_{\min}} \right) \end{aligned}$$

since, with probability at least $1 - o(1)$, $\|Y_m\| \asymp \sqrt{n p_m}$, $\|Y_{m'}\| \asymp \sqrt{n p_{m'}}$ by Lemma 4, and $\|U U^\top - U_0 U_0^\top\| \lesssim \frac{1}{n} + \frac{1}{p_{\min}}$ by Proposition 2. Combining all of the above with $\|\Lambda_{0m} \Lambda_{0m}^\top\| \asymp p_m$ which is implied by Assumption 4, for $m = m'$, we get that with probability at least $1 - o(1)$,

$$\frac{\|\hat{\Lambda}_m \hat{\Lambda}_m^\top - \Lambda_{0m} \Lambda_{0m}^\top\|}{\|\Lambda_{0m} \Lambda_{0m}^\top\|} \lesssim \frac{1}{\sqrt{n}} + \frac{1}{\sqrt{p_m}} + \frac{1}{p_{\min}}.$$

For $m \neq m'$, under the condition $\|\Lambda_{0m} A_m^\top A_{m'} \Lambda_{0m'}^\top\| \asymp \sqrt{p_m p_{m'}}$, with probability at least $1 - o(1)$, we have

$$\frac{\|\hat{\Lambda}_m \hat{\Lambda}_{m'}^\top - \Lambda_{0m} A_m^\top A_{m'} \Lambda_{0m'}^\top\|}{\|\Lambda_{0m} A_m^\top A_{m'} \Lambda_{0m'}^\top\|} \lesssim \frac{1}{\sqrt{n}} + \frac{1}{\sqrt{p_m}} + \frac{1}{\sqrt{p_{m'}}} + \frac{1}{p_{\min}}.$$

Next, we show posterior contraction. Recall that a sample for $\tilde{\Lambda}_l$ from $\tilde{\Pi}$ admits the representation

$$\tilde{\Lambda}_l = \hat{\Lambda}_l + \tilde{E}_{\Lambda_l}, \quad \tilde{E}_{\Lambda_l} = [\tilde{e}_{\lambda_{l1}} \cdots \tilde{e}_{\lambda_{lp_l}}]^\top, \quad \tilde{e}_{\lambda_{lj}} \sim N_{k_0} \left(0, \frac{\rho_l^2 \tilde{\sigma}_{lj}^2}{n + \tau_l^{-2}} I_{k_0} \right), \quad \tilde{\sigma}_{lj} \sim IG(\nu_n/2, \nu_n \delta_{lj}^2/2) \quad (24)$$

with $j = 1, \dots, p_l$ and $l = m, m'$. In particular,

$$\|\tilde{E}_{\Lambda_l}\| \lesssim \rho_l \frac{\sqrt{p_l}}{\sqrt{n}} \max_{j=1, \dots, p_l} \tilde{\sigma}_{lj} \lesssim \frac{\sqrt{p_l}}{\sqrt{n}},$$

with $\tilde{\Pi}$ -probability at least $1 - o(1)$, since $\max_j \tilde{\sigma}_{mj}^2 \lesssim 1$ with probability at least $1 - o(1)$, by Lemma 7, which implies

$$\begin{aligned} \|\tilde{\Lambda}_m \tilde{\Lambda}_{m'}^\top - \hat{\Lambda}_m \hat{\Lambda}_{m'}^\top\| &\lesssim \|\tilde{E}_{\Lambda_m}\| \|\tilde{E}_{\Lambda_{m'}}\| + \|\hat{\Lambda}_m\| \|\tilde{E}_{\Lambda_{m'}}\| + \|\hat{\Lambda}_{m'}\| \|\tilde{E}_{\Lambda_m}\| \\ &\lesssim \frac{\sqrt{p_m p_{m'}}}{\sqrt{n}}, \end{aligned}$$

with probability at least $1 - o(1)$, since $\|\hat{\Lambda}_m\| \lesssim \sqrt{p_m}$ and $\|\hat{\Lambda}_{m'}\| \lesssim \sqrt{p_{m'}}$ with probability at least $1 - o(1)$, by Lemma 5, yielding the desired result. \square

of Theorem 3. Recall $\hat{\lambda}_{lj} = \frac{\sqrt{n}}{n + \tau_l^2} U^\top y_l^{(j)}$, where $y_l^{(j)}$ denotes the j -th column of Y_l . Thus,

$$\begin{aligned} \hat{\lambda}_{mj}^\top \hat{\lambda}_{m'j'} &= g_{mm'} y_m^{(j)\top} U U^\top y_{m'}^{(j')} \\ &= g_{mm'} y_m^{(j)\top} U_0 U_0^\top y_{m'}^{(j')} + g_{mm'} [y_m^{(j)\top} (U U^\top - U_0 U_0^\top) y_{m'}^{(j')}]. \end{aligned}$$

where $g_{mm'} = \frac{n}{(n + \tau_m^2)(n + \tau_{m'}^2)}$ and we note $g_{mm'} = \frac{1}{n} + h_{mm'}$, with $h_{mm'} \asymp O(1/n^2)$. We decompose the terms:

$$y_m^{(j)\top} U_0 U_0^\top y_{m'}^{(j')} = \lambda_{0mj}^\top A_m^\top F_0^\top F_0 A_{m'} \lambda_{0m'j'} + \lambda_{0mj}^\top A_m^\top F_0^\top e_{m'}^{(j')} + \lambda_{0m'j'}^\top A_{m'}^\top F_0^\top e_m^{(j)} + e_m^{(j)\top} U_0 U_0^\top e_{m'}^{(j')}$$

Since $U_0^\top e_l^{(h)} \sim N_{k_0}(0, \sigma_{0lh}^2 I_{k_0})$, we have $\|U_0^\top e_l^{(h)}\| \lesssim 1$ with probability at least $1 - o(1)$ by Corollary 5.35 of Vershynin (2012) since $\sigma_{0lh} = O(1)$ by Assumption 3. Hence,

$$\sqrt{n} \frac{1}{n} |e_m^{(j)\top} U_0 U_0^\top e_{m'}^{(j')}| \leq \|U_0^\top e_m^{(j)}\| \|U_0^\top e_{m'}^{(j')}\| \lesssim \frac{1}{\sqrt{n}}$$

Moreover,

$$\sqrt{n} h_{mm'} |y_m^{(j)\top} U_0 U_0^\top y_{m'}^{(j')}| \lesssim \frac{1}{n^{3/2}} \|U_0^\top y_m^{(j)}\| \|U_0^\top y_{m'}^{(j')}\| \asymp \frac{1}{\sqrt{n}}$$

with probability at least $1 - o(1)$, since $\|U_0^\top y_m^{(j)}\| \leq \|y_m^{(j)}\|$, $\|U_0^\top y_{m'}^{(j')}\| \leq \|y_{m'}^{(j')}\|$ and $\|y_m^{(j)}\| \asymp \|y_{m'}^{(j')}\| \lesssim \sqrt{n}$ with probability at least $1 - o(1)$ by Lemma 3, and

$$\begin{aligned} \sqrt{n} g_{mm'} |y_m^{(j)\top} (U U^\top - U_0 U_0^\top) y_{m'}^{(j')}| &\lesssim \sqrt{n} \frac{1}{n} \|y_m^{(j)}\| \|y_{m'}^{(j')}\| \|U U^\top - U_0 U_0^\top\| \\ &\lesssim \sqrt{n} \left(\frac{1}{n} + \frac{1}{p_{\min}} \right) \asymp \frac{1}{\sqrt{n}} + \frac{\sqrt{n}}{p_{\min}}, \end{aligned}$$

with probability at least $1 - o(1)$, which vanishes under the condition $\sqrt{n}/p_{\min} = o(1)$, since, with probability at least $1 - o(1)$, $\|y_m^{(j)}\| \asymp \|y_{m'}^{(j')}\| \asymp \sqrt{n}$ by Lemma 3 and $\|U U^\top - U_0 U_0^\top\| \lesssim \frac{1}{n} + \frac{1}{p_{\min}}$ by Proposition 2.

First, we focus on the case $m = m'$. In particular, by the central limit theorem, we have

$$\begin{aligned} \sqrt{n} \left(\frac{1}{n} \lambda_{0mj}^\top A_m^\top F_0^\top F_0 A_m \lambda_{0mj'} - \lambda_{0mj}^\top \lambda_{0mj'} \right) &= \sqrt{n} \left(\lambda_{0mj}^\top \frac{1}{n} F_{0m}^\top F_{0m} \lambda_{0mj'} - \lambda_{0mj}^\top \lambda_{0mj'} \right) \\ &= \sqrt{n} \left[\frac{1}{n} \sum_{i=1}^n (\eta_{0mi}^\top \lambda_{0mj})(\eta_{0mi}^\top \lambda_{0mj'}) - \lambda_{0mj}^\top \lambda_{0mj'} \right] \\ &\Rightarrow N(0, \Omega_{0mj}^2), \end{aligned}$$

where

$$\Omega_{0mjj'}^2 = \begin{cases} (\lambda_{0mj}^\top \lambda_{0mj'})^2 + \|\lambda_{0mj}\|^2 \|\lambda_{0mj'}\|^2, & \text{if } j \neq j', \\ 2\|\lambda_{0mj}\|^4, & \text{otherwise,} \end{cases}$$

since the $(\eta_{0mi}^\top \lambda_{0mj})(\eta_{0mi}^\top \lambda_{0mj'})$'s are independent with $E[(\eta_{0mi}^\top \lambda_{0mj})(\eta_{0mi}^\top \lambda_{0mj'})] = \lambda_{0mj}^\top \lambda_{0mj'}$ and $\text{var}[(\eta_{0mi}^\top \lambda_{0mj})(\eta_{0mi}^\top \lambda_{0mj'})] = \Omega_{0mjj'}^2$. For $j \neq j'$, we have

$$\begin{aligned} \frac{\sqrt{n}}{n} (\lambda_{0mj}^\top A_m^\top F_0^\top e_m^{(j')} + \lambda_{0mj'}^\top A_m^\top F_0^\top e_m^{(j)}) \\ = \frac{\sqrt{n}}{n} (\lambda_{0mj}^\top F_{0m}^\top e_m^{(j')} + \lambda_{0mj'}^\top F_{0m}^\top e_m^{(j)}) \sim N(0, s_{mjj'}^2(F_0)) \stackrel{d}{=} s_{mjj'}(F_0) Z_{mjj'}, \end{aligned}$$

where $Z_{mjj'} \sim N(0, 1)$, $Z_{mjj'}$ is independent of F_0 , and

$$s_{mjj'}^2(F_0) = \sigma_{0mj'}^2 \lambda_{0mj}^\top \frac{1}{n} F_{0m}^\top F_{0m} \lambda_{0mj} + \sigma_{0mj}^2 \lambda_{0mj'}^\top \frac{1}{n} F_{0m}^\top F_{0m} \lambda_{0mj'}.$$

Let $s_{0mjj'}^2 = \sigma_{0mj'}^2 \|\lambda_{0mj}\|^2 + \sigma_{0mj}^2 \|\lambda_{0mj'}\|^2$ and note that

$$\begin{aligned} \frac{\sqrt{n}}{n} (\lambda_{0mj}^\top A_m^\top F_0^\top F_0 A_m \lambda_{0mj'} + \lambda_{0mj}^\top A_m^\top F_0^\top e_m^{(j')} + \lambda_{0mj'}^\top A_m^\top F_0^\top e_m^{(j)}) \\ = \sqrt{n} \left[\lambda_{0mj}^\top \frac{1}{n} F_{0m}^\top F_{0m} \lambda_{0mj'} + s_{0mjj'} Z_{mjj'} + (s_{mjj'}(F_0) - s_{0mjj'}) Z_{mjj'} \right] \\ \Rightarrow N(\lambda_{0mj}^\top \lambda_{0mj'}, \Omega_{0mjj'}^2 + s_{0mjj'}^2) \end{aligned}$$

as $(s_{mjj'}(F_0) - s_{0mjj'}) Z_{mjj'} \lesssim \frac{1}{\sqrt{n}}$ with probability at least $1 - o(1)$, as

$$(s_{mjj'}(F_0) - s_{0mjj'}) Z_{mjj'} = \frac{s_{mjj'}^2(F_0) - s_{0mjj'}^2}{s_{mjj'}(F_0) + s_{0mjj'}} Z_{mjj'}$$

and $|s_{mjj'}^2(F_0) - s_{0mjj'}^2| \lesssim \frac{1}{\sqrt{n}}$ since $\|F_{0m}^\top F_{0m} - nI_{k_m}\|/n \lesssim \frac{1}{\sqrt{n}}$ with probability at least $1 - o(1)$ by Corollary 5.35 of Vershynin (2012), $|s_{mjj'}(F_0) + s_{0mjj'}| \asymp 1$ as $\|F_{0m}\| \lesssim \sqrt{n}$ with probability at least $1 - o(1)$ by Corollary 5.35, and $|s_{mjj'}(F_0) + s_{0mjj'}| \geq s_{0mjj'} \geq c_{\wedge} c_{\sigma}$.

For $j = j'$, we have

$$2 \frac{\sqrt{n}}{n} \lambda_{0mj}^\top A_m^\top F_0^\top e_m^{(j)} = 2 \frac{\sqrt{n}}{n} \lambda_{0mj}^\top F_{0m}^\top e_m^{(j)} |_{F_0} \sim N(0, s_{mjj}^2(F_0)) \stackrel{d}{=} s_{mjj}(F_0) Z_{mj}$$

where $Z_{mj} \sim N(0, 1)$ and Z_{mj} is independent of F_0 , and

$$\chi_{mj}^2(F_0) = 4\sigma_{0mj}^2 \lambda_{0mj}^\top \frac{1}{n} F_{0m}^\top F_{0m} \lambda_{0mj}.$$

Repeating the same steps as above with $s_{0mjj}^2 = 4\sigma_{0mj}^2 \|\lambda_{0mj}\|^2$ we obtain the desired result. Next, for $m \neq m'$, note that

$$\lambda_{0mj}^\top A_m^\top F_0^\top F_0 A_{m'} \lambda_{0m'j'} = \lambda_{0mj}^\top A_m^\top B_{mm'} F_{0mm'}^c F_{0mm'}^c B_{mm'}^\top A_{m'} \lambda_{0m'j'}$$

for the matrix $B_{mm'} \in \mathbb{R}^{k_0 \times k_{mm}'}$ described in the proof for Theorem 2. Hence, similarly as above, by the central limit theorem, we have

$$\begin{aligned} \sqrt{n} \left(\frac{1}{n} \lambda_{0mj}^\top A_m^\top F_0^\top F_0 A_{m'} \lambda_{0m'j'} - \lambda_{0mj}^\top \lambda_{0m'j'} \right) = \sqrt{n} \left[\frac{1}{n} \sum_{i=1}^n (\eta_{0i}^\top A_m \lambda_{0mj})(\eta_{0i}^\top A_{m'} \lambda_{0m'j'}) - \lambda_{0mj}^\top \lambda_{0m'j'} \right] \\ \Rightarrow N(0, \Omega_{0mm'jj'}^2), \end{aligned}$$

where

$$\Omega_{0mm'jj'}^2 = (\lambda_{0mj}^\top A_m^\top A_{m'} \lambda_{0m'j'})^2 + \|\lambda_{0mj}\|^2 \|\lambda_{0m'j'}\|^2.$$

Analogously, we have

$$\begin{aligned} \frac{\sqrt{n}}{n} (\lambda_{0mj}^\top A_m^\top F_0^\top e_{m'}^{(j')} + \lambda_{0m'j'}^\top A_{m'}^\top F_0^\top e_m^{(j)}) \\ = \frac{\sqrt{n}}{n} (\lambda_{0mj}^\top F_{0m}^\top e_{m'}^{(j')} + \lambda_{0m'j'}^\top F_{0m'}^\top e_m^{(j)}) \sim N(0, \chi_{mm'jj'}^2(F_0)) \stackrel{d}{=} s_{mj'j'}(F_0) Z_{mm'jj'}, \end{aligned}$$

where $Z_{mm'jj'} \sim N(0, 1)$, $Z_{mm'jj'}$ is independent of F_0 , and

$$s_{mm'jj'}^2(F_0) = \sigma_{0m'j'}^2 \lambda_{0mj}^\top \frac{1}{n} F_{0m}^\top F_{0m} \lambda_{0mj} + \sigma_{0mj}^2 \lambda_{0m'j'}^\top \frac{1}{n} F_{0m'}^\top F_{0m'} \lambda_{0m'j'}.$$

Applying the same steps as for the case $m = m'$, we let

$$s_{0mm'jj'}^2 = \sigma_{0m'j'}^2 \|\lambda_{0mj}\|^2 + \sigma_{0mj}^2 \|\lambda_{0m'j'}\|^2,$$

and obtain

$$\begin{aligned} \frac{\sqrt{n}}{n} (\lambda_{0mj}^\top A_m^\top F_0^\top F_0 A_{m'} \lambda_{0m'j'} + \lambda_{0mj}^\top A_m^\top F_0^\top e_{m'}^{(j')} + \lambda_{0m'j'}^\top A_{m'}^\top F_0^\top e_m^{(j)}) \\ \Rightarrow N(\lambda_{0mj}^\top A_m^\top A_{m'} \lambda_{0m'j'}, \Omega_{0mm'jj'}^2 + s_{0mm'jj'}^2). \end{aligned}$$

□

of Theorem 4. We follows similar steps as in Theorem 3.7 of Chattopadhyay et al. (2024). Recall that a sample for $\tilde{\lambda}_{ml}$ from $\tilde{\Pi}$ can be represented as $\tilde{\lambda}_{ml} = \hat{\lambda}_{ml} + \frac{\rho_m \tilde{\sigma}_{mj}}{\sqrt{n + \tau_m^{-2}}} \tilde{e}_{mj}$, where $\tilde{e}_{mj} \sim N_{k_0}(0, I_{k_0})$, $\tilde{\sigma}_{mj} \sim IG(v_n/2, v_n \delta_{mj}^2/2)$. Thus,

$$\tilde{\lambda}_{mj}^\top \tilde{\lambda}_{m'j'} = \hat{\lambda}_{ml}^\top \hat{\lambda}_{m'l'} + \frac{\tilde{\sigma}_{m'j'} \rho_{m'}}{\sqrt{n + \tau_{m'}^{-2}}} \hat{\lambda}_{ml}^\top \tilde{e}_{m'j'} + \frac{\tilde{\sigma}_{mj} \rho_m}{\sqrt{n + \tau_m^{-2}}} \hat{\lambda}_{m'l'}^\top \tilde{e}_{mj} + \frac{\tilde{\sigma}_{mj} \tilde{\sigma}_{m'j'} \rho_m \rho_{m'}}{\sqrt{(n + \tau_m^{-2})(n + \tau_{m'}^{-2})}} \tilde{e}_{mj}^\top \tilde{e}_{m'j'}.$$

First of all, with $\tilde{\Pi}$ probability at least $1 - o(1)$,

$$\sqrt{n} \frac{\tilde{\sigma}_{mj} \tilde{\sigma}_{m'j'} \rho_m \rho_{m'}}{\sqrt{(n + \tau_m^{-2})(n + \tau_{m'}^{-2})}} |\tilde{e}_{mj}^\top \tilde{e}_{m'j'}| \lesssim \sqrt{n} \frac{1}{n} \asymp 1,$$

since $\frac{1}{\sqrt{(n + \tau_m^{-2})(n + \tau_{m'}^{-2})}} \asymp \frac{1}{n}$, $\tilde{\sigma}_{mj} \lesssim 1$ and $\tilde{\sigma}_{m'j'} \lesssim 1$ as a consequence of Lemma 7, $|\tilde{e}_{mj}^\top \tilde{e}_{m'j'}| \leq \|\tilde{e}_{mj}\| \|\tilde{e}_{m'j'}\| \lesssim 1$ with $\tilde{\Pi}$ probability at least $1 - o(1)$. Let $\frac{1}{\sqrt{n + \tau_l^{-2}}} = \frac{1}{\sqrt{n}} + h_l$, where $h_l \asymp \frac{1}{n}$. Then,

$$\begin{aligned} \sqrt{n} \left(\frac{\tilde{\sigma}_{m'j'} \rho_{m'}}{\sqrt{n + \tau_{m'}^{-2}}} \hat{\lambda}_{ml}^\top \tilde{e}_{m'j'} + \frac{\tilde{\sigma}_{mj} \rho_m}{\sqrt{n + \tau_m^{-2}}} \hat{\lambda}_{m'l'}^\top \tilde{e}_{mj} \right) &= \tilde{\rho}_{m'} \sigma_{m'j'} \hat{\lambda}_{ml}^\top \tilde{e}_{m'j'} + \rho_m \tilde{\sigma}_{mj} \hat{\lambda}_{m'l'}^\top \tilde{e}_{mj} \\ &\quad + \sqrt{n} h_{m'} \tilde{\rho}_{m'} \sigma_{m'j'} \hat{\lambda}_{ml}^\top \tilde{e}_{m'j'} + \sqrt{n} h_m \rho_m \tilde{\sigma}_{mj} \hat{\lambda}_{m'l'}^\top \tilde{e}_{mj}, \end{aligned}$$

with

$$|\sqrt{n} h_{m'} \tilde{\rho}_{m'} \sigma_{m'j'} \hat{\lambda}_{ml}^\top \tilde{e}_{m'j'} + \sqrt{n} h_m \rho_m \tilde{\sigma}_{mj} \hat{\lambda}_{m'l'}^\top \tilde{e}_{mj}| \lesssim \frac{1}{\sqrt{n}}$$

with $\tilde{\Pi}$ probability at least $1 - o(1)$. Next, for $m, m' = 1, \dots, M$, $j = 1, \dots, p_m$ and $j' = 1, \dots, p_{m'}$

$$T_{mm'jj'}^2(\rho_m, \rho_{m'}) = \begin{cases} 4\rho_m^2 \tilde{\sigma}_{mj}^2 \|\hat{\lambda}_{mj}\|^2, & \text{if } j = j' \text{ and } m = m', \\ \rho_{m'}^2 \tilde{\sigma}_{m'j'}^2 \|\hat{\lambda}_{mj}\|^2 + \rho_m^2 \tilde{\sigma}_{mj}^2 \|\hat{\lambda}_{m'j'}\|^2, & \text{otherwise,} \end{cases}$$

and

$$T_{0mm'jj'}^2(\rho_m, \rho_{m'}) = \begin{cases} 4\rho_m^2 \sigma_{0mj}^2 \|\lambda_{0mj}\|^2, & \text{if } j = j' \text{ and } m = m', \\ \rho_{m'}^2 \sigma_{0m'j'}^2 \|\lambda_{0mj}\|^2 + \rho_m^2 \sigma_{0mj}^2 \|\lambda_{0m'j'}\|^2, & \text{otherwise,} \end{cases}$$

then, we have

$$\begin{aligned} \tilde{\rho}_{m'} \sigma_{m'j'} \hat{\lambda}_{m'l}^\top \tilde{e}_{m'j'} + \rho_m \tilde{\sigma}_{mj} \hat{\lambda}_{m'l}^\top \tilde{e}_{mj} &= T_{0mjj'}(\rho_m, \rho_{m'}) Z_{mm'jj'} \\ &\quad + (T_{mm'jj'}(\rho_m, \rho_{m'}) - T_{0mm'jj'}(\rho_m, \rho_{m'})) Z_{mm'jj'} \end{aligned}$$

where $Z_{mm'jj'} \sim N(0, 1)$. Moreover, since $\|\hat{\lambda}_{mj}\| \xrightarrow{pr} \|\lambda_{0mj}\|$, for all $m = 1, \dots, M$ and $j = 1, \dots, p_m$ by Lemma 6 and $\tilde{\sigma}_{mj}^2$ contracts around σ_{0mj}^2 under $\tilde{\Pi}$, for all $m = 1, \dots, M$ and $j = 1, \dots, p_m$, by Lemma 7, we have $T_{mm'jj'}(\rho_m, \rho_{m'}) - T_{0mm'jj'}(\rho_m, \rho_{m'}) \xrightarrow{pr} 0$. An application of Lemma F.2 of Chattopadhyay et al. (2024) concludes the proof. \square

C Additional results

Proposition 3. *If Assumptions 1–5 hold, and $n/\sqrt{p_{\min}} = o(1)$, where $p_{\min} = \min_{m=1, \dots, M} p_m$. For $m = 1, \dots, M$ and $j, j' = 1, \dots, p_m$, let $\hat{S}_{mjj'}$ be*

$$\hat{S}_{mm'jj'}^2 = \begin{cases} 4\delta_{mj'}^2 \|\hat{\lambda}_{mj}\|^2 + 2\|\hat{\lambda}_{mj'}\|^4, & \text{if } j = j' \text{ and } m = m', \\ \delta_{mj'}^2 \|\hat{\lambda}_{mj}\|^2 + \delta_{mj}^2 \|\hat{\lambda}_{mj'}\|^2 + (\hat{\lambda}_{mj}^\top \hat{\lambda}_{mj'})^2 & \text{if } j \neq j' \text{ and } m = m', \\ + \|\hat{\lambda}_{mj}\|^2 \|\hat{\lambda}_{mj'}\|^2, & \\ \delta_{m'j'}^2 \|\hat{\lambda}_{mj}\|^2 + \delta_{mj}^2 \|\hat{\lambda}_{m'j'}\|^2 + (\hat{\lambda}_{mj}^\top \hat{\lambda}_{m'j'})^2 & \\ + \|\hat{\lambda}_{mj}\|^2 \|\hat{\lambda}_{m'j'}\|^2, & \text{otherwise.} \end{cases}$$

Then, as $n, p_1, \dots, p_M \rightarrow \infty$, for all $m, m' = 1, \dots, M$,

$$\hat{S}_{mm'jj'} \xrightarrow{pr} S_{0mm'jj'},$$

where $S_{0mm'jj'}$ is defined in Theorem 3.

of Proposition 3. By Theorem 3, we have $\hat{\lambda}_{mj}^\top \hat{\lambda}_{m'j'} \xrightarrow{pr} \lambda_{0mj}^\top A_m^\top A_{m'} \lambda_{0m'j'}$ for all $j = 1, \dots, p_m$, $j' = 1, \dots, p_{m'}$ and $m, m' = 1, \dots, M$, and $\hat{\lambda}_{mj}^\top \hat{\lambda}_{mj'} \xrightarrow{pr} \lambda_{0mj}^\top \lambda_{0mj'}$, for all $j, j' = 1, \dots, p_m$, and $m = 1, \dots, M$. By Lemma 2, we have $\delta_{mj}^2 \xrightarrow{pr} \sigma_{0mj}^2$ for all $j = 1, \dots, p_m$, and $m = 1, \dots, M$. An application of continuous mapping theorem proves the result. \square

D Additional lemmas

Lemma 1. *Let $\hat{\sigma}_{mj}^2 = \|(I - U_m U_m)^\top y_m^{(j)}\|^2 / n$ for $j = 1, \dots, p_m$, $m = 1, \dots, M$. Then, if Assumptions 1–5 hold, as $n, p_m \rightarrow \infty$,*

$$\hat{\sigma}_{mj}^2 \stackrel{d}{=} \frac{\sigma_{0mj}^2}{n} \chi_{n-k_m}^2 + r_{mj},$$

where $\max_{m=1,\dots,M;j=1,\dots,p_m} |r_{mj}| \lesssim \frac{1}{n} + \frac{1}{p_{\min}}$ with probability at least $1 - o(1)$, and

$$\hat{\sigma}_{mj}^2 \xrightarrow{pr} \sigma_{0mj}^2.$$

of Lemma 1. Note that

$$\begin{aligned} (I - U_m U_m^\top) y_m^{(j)} &= (I - U_{0m} U_{0m}^\top) y_m^{(j)} + (U_{0m} U_{0m}^\top - U_m U_m^\top) y_m^{(j)} \\ &= (I - U_{0m} U_{0m}^\top) \epsilon_m^{(j)} + (U_{0m} U_{0m}^\top - U_m U_m^\top) y_m^{(j)} \end{aligned}$$

Thus,

$$\begin{aligned} n \hat{\sigma}_{mj}^2 &= \|(I - U_{0m} U_{0m}^\top) \epsilon_m^{(j)}\|^2 + \|(U_{0m} U_{0m}^\top - U_m U_m^\top) y_m^{(j)}\|^2 \\ &\quad + 2 \epsilon_m^{(j)\top} (I - U_{0m} U_{0m}^\top) (U_{0m} U_{0m}^\top - U_m U_m^\top) y_m^{(j)}. \end{aligned}$$

In particular,

$$\|(I - U_{0m} U_{0m}^\top) \epsilon_m^{(j)}\|^2 \stackrel{d}{=} \sigma_{0mj}^2 \chi_{n-k_m}^2$$

and, with probability at least $1 - o(1)$,

$$\begin{aligned} \|(U_{0m} U_{0m}^\top - U_m U_m^\top) y_m^{(j)}\| &\leq \|U_{0m} U_{0m}^\top - U_m U_m^\top\| \|y_m^{(j)}\| \lesssim \frac{1}{\sqrt{n}} + \frac{\sqrt{n}}{p_m}, \\ |\epsilon_m^{(j)\top} (I - U_{0m} U_{0m}^\top) (U_{0m} U_{0m}^\top - U_m U_m^\top) y_m^{(j)}| &\lesssim \|\epsilon_m^{(j)}\| \|I - U_{0m} U_{0m}^\top\| \|(U_{0m} U_{0m}^\top - U_m U_m^\top) y_m^{(j)}\| \lesssim 1 + \frac{n}{p_m}. \end{aligned}$$

since $\|U_{0m} U_{0m}^\top - U_m U_m^\top\| \lesssim \frac{1}{n} + \frac{1}{p_m}$, $\|y_m^{(j)}\| \asymp \|\epsilon_m^{(j)}\| \asymp \sqrt{n}$, with probability at least $1 - o(1)$, by Proposition 1 and Lemma 3 respectively. Combining all of the above, we get

$$\hat{\sigma}_{mj}^2 \stackrel{d}{=} \frac{\sigma_{0mj}^2}{n} \chi_{n-k_m}^2 + r_{mj},$$

where $\max_{m=1,\dots,M;j=1,\dots,p_m} |r_{mj}| \lesssim \frac{1}{n} + \frac{1}{p_m}$ with probability at least $1 - o(1)$. The second result follows from a straightforward application of the weak law of large numbers. \square

Lemma 2. Let δ_{mj}^2 be the scalar defined in (9) for $j = 1, \dots, p_m$, $m = 1, \dots, M$. Then, if Assumptions 1–5 hold, as $n, p_1, \dots, p_M \rightarrow \infty$,

$$\delta_{mj}^2 \stackrel{d}{=} \frac{\sigma_{0mj}^2}{n} \chi_{n-k_0}^2 + s_{mj},$$

where $\max_{m=1,\dots,M;j=1,\dots,p_m} |s_{mj}| \lesssim \frac{1}{n} + \frac{1}{p_{\min}}$ with probability at least $1 - o(1)$, and

$$\delta_{mj}^2 \xrightarrow{pr} \sigma_{0mj}^2.$$

of Lemma 2. Note that

$$\begin{aligned} \delta_{mj}^2 &= \frac{1}{n} \|(I - U_0 U_0^\top) y_m^{(j)}\|^2 + \frac{\nu_0 \delta_0^2}{\nu_n} + \frac{1}{n} y_m^{(j)\top} (U_0 U_0^\top - U U^\top) y_m^{(j)} + \frac{1}{n} \left(1 - \frac{n}{n + \tau_m^{-2}}\right) y_m^{(j)\top} U U^\top y_m^{(j)} \\ &\quad - \left(\frac{1}{\nu_n} + \frac{1}{n}\right) y_m^{(j)\top} (I_n - U U^\top) y_m^{(j)} \end{aligned}$$

where

$$\frac{1}{n} \|(I - U_0 U_0^\top) y_m^{(j)}\|^2 = \frac{1}{n} \|(I - U_0 U_0^\top) \epsilon_m^{(j)}\|^2 \sim \frac{\sigma_{0mj}^2}{n} \psi_m, \quad \psi_m \sim \chi_{n-k_0}^2,$$

$$\frac{\nu_0 \delta_0^2}{\nu_n} \lesssim \frac{1}{n},$$

$$\max_{j=1, \dots, p_m} \frac{1}{n} |y_m^{(j)\top} (U_0 U_0^\top - U U^\top) y_m^{(j)}| \lesssim \left(\frac{1}{n} + \frac{1}{p_{\min}} \right),$$

$$\max_{j=1, \dots, p_m} \frac{1}{n} \left(1 - \frac{n}{n + \tau_m^{-2}} \right) |y_m^{(j)\top} U U^\top y_m^{(j)}| \lesssim \frac{1}{n^2} \sqrt{n} = \frac{1}{n^{3/2}},$$

$$\max_{j=1, \dots, p_m} \left(\frac{1}{\nu_n} + \frac{1}{n} \right) |y_m^{(j)\top} (I_n - U U^\top) y_m^{(j)}| \lesssim \frac{1}{n^2} n = \frac{1}{n},$$

since, with probability at least $1 - o(1)$, $\|U_0 U_0^\top - U U^\top\| \lesssim 1/n + 1/p_{\min}$ by Proposition 2, $\max_{j=1, \dots, p_m} \|y_m^{(j)}\| \asymp \sqrt{n}$ by Lemma 3 respectively, and $1 - \frac{n}{n + \tau_m^{-2}} \asymp \frac{1}{n}$. The second result follows from a straightforward application of the weak law of large numbers. \square

Lemma 3. *Suppose Assumptions 1–3 hold. Then, with probability at least $1 - o(1)$,*

$$\max_{j=1, \dots, p_m} \|e_m^{(j)}\| \lesssim \sqrt{n}, \quad \max_{j=1, \dots, p_m} \|y_m^{(j)}\| \lesssim \sqrt{n}, \quad (m = 1, \dots, M).$$

of Lemma 3. The first result follows from $\max_{j=1, \dots, p_m} \|e_m^{(j)}\| \lesssim \sqrt{n}$ Lemma 1 of Laurent & Massart (2000) combined with Assumption 3. Next, consider the following

$$\|y_m^{(j)}\| \leq \|F_{0m}\| \|\lambda_{0mj}\| + \|e_m^{(j)}\|.$$

Recall that, with probability at least $1 - o(1)$, $\|F_{0m}\| \asymp \sqrt{n}$ by Corollary 5.35 of Vershynin (2012) and $\max_{j=1, \dots, p_m} \|\lambda_{0mj}\| \leq \|\Lambda_0\|_\infty \sqrt{k_m} \asymp 1$ by Assumption 4. The result follows. \square

Lemma 4. *Suppose Assumptions 1–3 hold. Then, with probability at least $1 - o(1)$,*

$$\|E_m\| \lesssim \sqrt{n} + \sqrt{p_m}, \quad \|Y_m\| \lesssim \sqrt{n p_m}, \quad (m = 1, \dots, M).$$

of Lemma 4. Let $\sigma_{m, \max}^2 = \max_{j=1, \dots, p_m} \sigma_{0mj}^2$ and $\sigma_{m, \text{sum}}^2 = \sum_{j=1}^{p_m} \sigma_{0mj}^2 \leq p_m \sigma_{m, \max}^2$. Then, by Corollary 3.11 in Bandeira & van Handel (2016), we have $\|E_m\| \lesssim \sqrt{n} \sigma_{m, \max} + \sigma_{m, \text{sum}} \leq \sigma_{m, \max} (\sqrt{n} + \sqrt{p_m})$, with probability at least $1 - o(1)$. The first result follows from Assumption 3. For the second result, note that $\|F_m \Lambda_{0m}^\top\| \lesssim \sqrt{n p_m}$ with probability at least $1 - o(1)$, since $\|\Lambda_{0m}\| \asymp \sqrt{p_m}$ by Assumption 4 and $\|F_m\| \asymp \sqrt{n}$ with probability at least $1 - o(1)$ by Corollary 5.35 in Vershynin (2012). \square

Lemma 5. *Let $\hat{\Lambda}_m$ be the estimator defined in (10). Then, with probability at least $1 - o(1)$,*

$$\|\hat{\Lambda}_m\| \lesssim \sqrt{p_m}, \quad (m = 1, \dots, M).$$

of Lemma 5. Consider

$$\|\hat{\Lambda}_m\| \leq \frac{\sqrt{n}}{n + \tau_m^{-2}} \|Y_m\| \|U\| \lesssim \frac{1}{\sqrt{n}} \sqrt{n p_m} = \sqrt{p_m},$$

since $\|Y_m\| \lesssim \sqrt{n p_m}$ with probability at least $1 - o(1)$ by Lemma 4. \square

Lemma 6. Let $\hat{\lambda}_{mj}$ be the posterior mean for λ_{mj} defined in (9). Then, if Assumptions 1–5 hold and $n/\sqrt{p_{\min}} = o(1)$, where $p_{\min} = \min_{m=1,\dots,M} p_m$ for all $j, j' = 1, \dots, p_m$ and $m = 1, \dots, M$, we have

$$\begin{aligned} \|\hat{\lambda}_{mj}\| &\xrightarrow{pr} \|\lambda_{0mj}\|, \\ \hat{\lambda}_{mj}^\top \hat{\lambda}_{mj'} &\xrightarrow{pr} \lambda_{0mj}^\top \lambda_{0mj'}. \end{aligned}$$

Moreover, for all $j = 1, \dots, p_m$, $j' = 1, \dots, M$ and $m, m' = 1, \dots, M$, with $m \neq m'$, we have

$$\hat{\lambda}_{mj}^\top \hat{\lambda}_{m'j'} \xrightarrow{pr} \lambda_{0mj}^\top A_m^\top A_{m'} \lambda_{0m'j'}.$$

of Lemma 6. The results follows from Theorem 3. \square

Lemma 7. Suppose Assumptions 1–3 hold and $\sqrt{n}/p_m = o(1)$ for all $m = 1, \dots, M$. Then, as $n, p_1, \dots, p_M \rightarrow \infty$, we have

$$\max_{j=1,\dots,p_m} |\tilde{\sigma}_{mj}^2 - \sigma_{0mj}^2| \lesssim \left(\frac{\log p_m}{n}\right)^{1/3} + \frac{1}{p_{\min}}, \quad (m = 1, \dots, M),$$

with probability at least $1 - o(1)$, where $\tilde{\sigma}_{mj}^2$ is a sample for the idiosyncratic error variance of the j -th variable in the m -th view from $\tilde{\Pi}$ and $p_{\min} = \min(p_1, \dots, p_M)$.

of Lemma 7. We follow similar steps of the proof of part (b) of Theorem 3.6 in Chattopadhyay et al. (2024). Consider the following decomposition

$$\tilde{\sigma}_{mj}^2 - \sigma_{0mj}^2 = \left(1 - 2\frac{U_{mj}}{\gamma_n}\right) \left\{ \delta_{mj}^2 - \sigma_{0mj}^2 - 2\frac{U_j}{\gamma_n} \sigma_{0j}^2 \right\},$$

where $U_{mj} = \frac{\gamma_n}{2} (\delta_{mj}^2 \tilde{\sigma}_{mj}^{-2} - 1)$. With probability at least $1 - o(1)$, we have $\max_{j=1,\dots,p_m} |U_{mj}|/\gamma_n \lesssim (\log p_m/n)^{1/3}$, by Lemma E.7 in Chattopadhyay et al. (2024), which implies $\min_{j=1,\dots,p_m} |1 + \frac{2}{\gamma_n} U_{mj}| \gtrsim 1/2$ with probability at least $1 - o(1)$. Thus,

$$\max_{j=1,\dots,p_m} |\tilde{\sigma}_{mj}^2 - \sigma_{0mj}^2| \lesssim \max_{j=1,\dots,p_m} |\delta_{mj}^2 - \sigma_{0mj}^2| + \sigma_{0mj}^2 \max_{j=1,\dots,p_m} \frac{|U_{mj}|}{\gamma_n}.$$

Consider the following decomposition

$$\delta_{mj}^2 - \sigma_{0mj}^2 = \frac{\sigma_{0mj}^2}{n} (\zeta - (n - k)) + \frac{k}{n} \sigma_{0mj}^2 + s_{mj}, \quad \zeta \sim \chi_{n-k_m}^2$$

where we used the representation of δ_{mj} of Lemma 2 and, with probability at least $1 - o(1)$, $\max_{j=1,\dots,p_m} |s_{mj}| \lesssim \frac{1}{n} + \frac{1}{p_{\min}}$ by Lemma 2. Moreover, with probability at least $1 - o(1)$,

$$\max_{j=1,\dots,p_m} \left| \frac{C_j}{\sigma_{0mj}^2} - (n - k_m) \right| \lesssim n \left(\frac{\log p_m}{n} \right)^{1/3},$$

by Lemma E.7 of Chattopadhyay et al. (2024). Combining all of the above, we get

$$\max_{j=1,\dots,p_m} |\tilde{\sigma}_{mj}^2 - \sigma_{0mj}^2| \lesssim \left(\frac{\log p_m}{n}\right)^{1/3} + \frac{1}{p_{\min}},$$

with probability at least $1 - o(1)$. \square

E Additional details about the selection of the number of latent factors

To implement the criterion in (12), we approximate the joint maximum likelihood estimates as follows. For each value of the latent dimension k , we estimate the latent factors active in the m -th view by the matrix of left singular vectors of Y_m scaled by \sqrt{n} , and the factor loadings through the penalized regression

$$\hat{\Lambda}_m^{(k)} = \underset{B_m \in \mathbb{R}^{pm \times k}}{\operatorname{argmin}} \ ||Y_m - \hat{F}_m^{(k)} B_m^\top||_F^2 + \tau_m^{-2} ||B_m||_F^2,$$

where $\hat{F}_m^{(k)}$ is the estimate of the latent factors and τ_m is chosen using the criterion described in 2.4. Finally, we estimate the residual error variances through the empirical variances of columns $Y_m - \hat{F}_m^{(k)} \hat{\Lambda}_m^{(k)\top}$.

F Additional details about the numerical experiments

We fit ROTATE setting $\lambda_0 = 5$, $\lambda_1 = 0.001$, and $\epsilon = 0.05$, as in the example provided in the supplemental code of Rockova & George (2016). For both MOFA and ROTATE, we set the upper-bound to the number of factors to $k_0 + 5$. For the coverage results shown in Table 1, we report the average coverage of the entries off the diagonal for the intra-view covariance since FABLE does not directly provide samples for $\Lambda_m \Lambda_m$ but only for $\Lambda_m \Lambda_m + \Psi_m$.

The code to implement the FAMA methodology and replicate the experiments is available at <https://github.com/maurilorenzo/FAMA>. All experiments were run on a Laptop with 11th Gen Intel(R) Core(TM) i7-1165G7 @ 2.80GHz and 16GB RAM.

G Additional details about the application

For MOFA and ROTATE, we consider two options for the upper bound of the number of factors: $\hat{k}_0^{(1)} + 5$ and $\hat{k}_0^{(2)} + 5$, where $\hat{k}_0^{(1)}$ and $\hat{k}_0^{(2)}$ are the estimates of the general latent factors used by FAMA obtained via the criterion in (13) and by FABLE respectively. MOFA does not directly provide an estimate for the residual error variances. Therefore, we estimated the j -th element on the diagonal of Ψ_m via the empirical variance of $y_m^{(j)} - \hat{F}_m \hat{\lambda}_{mj}$, where \hat{F}_m and $\hat{\lambda}_{mj}$ are the MOFA estimates for the factors active in view m and the corresponding loadings for the j -th outcome.

Applying the criterion in (12), for each view m , we set $k_{m,\max}$ at the smallest value such that the first $k_{m,\max}$ principal components explain at least 90% of the variation of the data in this view.

We pre-processed the data as follows: first, we transform each variable as $\tilde{y}_{mij} = \Phi^{-1}(\hat{F}_{mj}(y_{ij}^m))$, where $\hat{F}_{mj}(\cdot)$ is the empirical cumulative distribution function of the j -th variable in the m -th view, and next, we standardize each $\tilde{y}_m^{(j)} = (\tilde{y}_{m1j}, \dots, \tilde{y}_{mnj})$ to have zero mean and unit variance.