

VERITAS: GENERALIZABLE DEEPFAKE DETECTION VIA PATTERN-AWARE REASONING

Hao Tan¹ Jun Lan² Zichang Tan³ Ajian Liu¹ Chuanbiao Song²

Senyuan Shi¹ Huijia Zhu² Weiqiang Wang² Jun Wan^{1,4†} Zhen Lei^{1,4}

¹MAIS, Institute of Automation, Chinese Academy of Sciences ²Ant Group

³Shenzhen Institute of Advanced Technology (SIAT), Chinese Academy of Sciences

⁴School of Artificial Intelligence, University of Chinese Academy of Sciences

{tanhao2023, jun.wan, zhen.lei}@ia.ac.cn yelan.lj@antgroup.com

[†]Corresponding author. Project Page: <https://github.com/EricTan7/Veritas>.

ABSTRACT

Deepfake detection remains a formidable challenge due to the complex and evolving nature of fake content in real-world scenarios. However, existing academic benchmarks suffer from severe discrepancies from industrial practice, typically featuring homogeneous training sources and low-quality testing images, which hinder the practical deployments of current detectors. To mitigate this gap, we introduce **HydraFake**, a dataset that simulates real-world challenges with hierarchical generalization testing. Specifically, HydraFake involves diversified deepfake techniques and in-the-wild forgeries, along with rigorous training and evaluation protocol, covering unseen model architectures, emerging forgery techniques and novel data domains. Building on this resource, we propose **VERITAS**, a multi-modal large language model (MLLM) based deepfake detector. Different from vanilla chain-of-thought (CoT), we introduce *pattern-aware reasoning* that involves critical reasoning patterns such as “planning” and “self-reflection” to emulate human forensic process. We further propose a two-stage training pipeline to seamlessly internalize such deepfake reasoning capacities into current MLLMs. Experiments on HydraFake dataset reveal that although previous detectors show great generalization on cross-model scenarios, they fall short on unseen forgeries and data domains. Our **VERITAS** achieves significant gains across different OOD scenarios, and is capable of delivering *transparent* and *faithful* detection outputs.

1 INTRODUCTION

Recent advances in Generative AI Esser et al. (2024); Tian et al. (2024) have revolutionized our digital life, unprecedentedly enriching the diversity of content on social media and short-video platforms. Though bringing immense creativity, such techniques also enable highly convincing deepfakes with minimal cost, posing significant security risks to society. Consequently, Deepfake Detection (DFD), which aims at discerning between real and generated facial images, has become a heated research frontier, galvanizing extensive efforts.

However, current detectors mostly follow a standard evaluation, which involves training on one dataset Rossler et al. (2019) and testing on others Dolhansky et al. (2019); Li et al. (2020b); Dolhansky et al. (2020); Zi et al. (2020); Zhou et al. (2021). Despite its popularity, this protocol fails to align with practical industrial scenarios, where abundant training samples are available yet significant out-of-distribution (OOD) generalization challenges (e.g., brand-new forgery types and meticulously synthesized facial images) emerge during testing. Such *discrepancy* severely hinders the practical deployment of current detectors. To mitigate the gap, we construct **HydraFake** dataset. As shown in Figure 2, we systematically collect and reproduce advanced deepfake methods, covering diversified deepfake techniques and in-the-wild forgeries from social media. To simulate potential challenges in real-world scenarios, we establish a rigorous and holistic evaluation protocol, where the training set consists of abundant samples but is restricted to three basic forgery types, and the evaluation involves hierarchical OOD testing, spanning in-domain, cross-model, cross-forgery and



Figure 1: Comparison of the detection outputs. InternVL3-78B Zhu et al. (2025) gets incorrect answer. GPT-4o Hurst et al. (2024) and our model trained without the proposed MiPO both fail to provide precise explanation. In contrast, our model gives transparent and faithful decision process.

cross-domain scenarios, enabling fine-grained understanding of the model’s capacities. As presented in Figure 2 (d), under such rigorous evaluation, current SOTA detectors show great generalization on cross-model deepfakes, but limited abilities in cross-forgery and cross-domain scenarios.

To improve the robustness on unseen forgeries and data domains, we seek to ground the generalization abilities of multi-modal large language models (MLLMs) into deepfake detection. Recent efforts Huang et al. (2024); Guo et al. (2025b); Peng et al. (2025) have made initial attempts, while they focus on the explainability and the classification is still based on expert vision models. In contrast, we explore to seamlessly internalize MLLMs into deepfake detection through their intrinsic reasoning abilities. However, directly applying deep reasoning faces a critical challenge: current MLLMs are extremely short for deepfake detection Ren et al. (2025); Tariq et al. (2025). Effective reasoning data is necessary to ground the abilities of base model. To achieve this goal, we must answer two key questions: (1) what kind of reasoning process is helpful to DFD task? and (2) with sufficient data, how can we ensure the model is learning to reason for DFD rather than memorizing?

For the first question, we introduce a pattern-aware reasoning framework. Drawing inspiration from recent studies Zhao et al. (2025); Muennighoff et al. (2025) that demonstrate critical *reasoning patterns* greatly elevate the OOD performance of LLMs, we consider the human mindset for deepfake detection: when determining the authenticity of an image, we tend to make a quick judgment based on our first impression (*fast judgement*), then identify one or two prominent features (*reasoning*) to draw a conclusion (*conclusion*). For more challenging samples, we may conduct a layered analysis (*planning*), and may also engage in more in-depth thinking to support or overturn our initial judgement (*self-reflection*). Based on this analogy, we extract these five thinking patterns to facilitate logical and holistic reasoning. Table 2 empirically shows the benefits of such pattern-aware reasoning over vanilla Chain-of-Thought (CoT). **For the second question**, we introduce a two-stage training pipeline consisting of pattern-guided cold-start and pattern-aware exploration, yielding our **VERITAS**¹ model. During cold-start, we employ SFT to internalize thinking patterns. Besides, we introduce a Mixed Preference Optimization (MiPO) strategy that leverages mixed non-preference data and human-annotated preference data to steer the model toward faithful and fine-grained reasoning. As shown in Figure 1, MiPO greatly improves the reasoning quality, mitigating the memorizing behavior. To further facilitate adaptive planning and self-reflection, we propose Pattern-aware Group Relative Policy Optimization (P-GRPO), which shapes reasoning behavior through online sampling and pattern-aware reward mechanism. As a result, **VERITAS** shows great generalization on unseen forgeries and data domains, providing transparent and precise decision process (Figure 1).

To sum up, our main contributions are:

- **Dataset**: We introduce **HydraFake-100K**, a dataset that simulates real-world challenges with hierarchical generalization testing, advancing the evaluation protocol in deepfake detection and helping developers better locate the deficiencies of their detectors.

¹VERITAS means “Truth” in Latin.

- **Method:** We propose a two-stage training pipeline that grounds the capabilities of MLLMs into deepfake detection through pattern-aware reasoning. Our model supports adaptive planning and self-reflection, delivering transparent and human-aligned decision end-to-end.
- **Performance:** Our VERITAS model achieves significant improvements over state-of-the-art detectors on cross-forgery and cross-domain scenarios, and our cold-start model serves as a strong reasoning foundation for further customization.

2 RELATED WORK

2.1 DEEPAKE DETECTION AND DATASETS

Deepfake detection aims to distinguish generated facial images from authentic human faces. Previous efforts have explored spatial-level Ojha et al. (2023); Yan et al. (2024b); Tan et al. (2024b); Nguyen et al. (2024); Fu et al. (2025); Yan et al. (2024a,c); Yang et al. (2025c), frequency-level Qian et al. (2020); Tan et al. (2024a); Zhou et al. (2024); Kashiani et al. (2025) and sequence-level Gu et al. (2021; 2022b,a); Yan et al. (2025) approaches, achieving remarkable progress on traditional benchmarks. To train a generalizable detector, some methods attempt to find “bias-free” fake images either through spatial-domain blending Li et al. (2020a); Shiohara & Yamasaki (2022); Zhao et al. (2021), frequency-domain blending Zhou et al. (2024); Kashiani et al. (2025) or feature-level augmentation Yan et al. (2024b). However, the commonly adopted protocol, i.e., training on FF++ Rossler et al. (2019) and testing on others Dolhansky et al. (2019); Li et al. (2020b); Dolhansky et al. (2020); Zi et al. (2020); Zhou et al. (2021), suffers from two problems: (1) the training sources are overly narrow, and (2) the testing data exhibit limited forgery types and low-resolution, failing to align well with real-world scenarios, where advanced and high-fidelity forged faces are crafted for malicious purposes. Although many timely datasets Yan et al. (2024a); Zhang et al. (2024b); Li et al. (2025); Huang et al. (2025b); Xia et al. (2025) have been proposed for AIGC detection, the pace of deepfake detection has lagged behind. As a result, previous methods are biased towards such settings, exhibiting degraded generalization when learning from varying sources or mixed artifacts Yang et al. (2025b). To overcome the obstacle, we introduce a hierarchical protocol in our HydraFake dataset, aiming to comprehensively reflect the generalization capability of the detectors.

2.2 MLLMS FOR DEEPAKE DETECTION

With the proliferation of MLLMs Liu et al. (2023); Bai et al. (2025); Zhu et al. (2025), recent focus has shifted to explainable deepfake detection and AIGC detection. However, most methods still rely on small vision models for the final decision. For instance, M2F2-Det Guo et al. (2025b) determines the authenticity purely based on CLIP models, where LLM is leveraged as a plug-in interpreter. Similarly, DD-VQA Zhang et al. (2024a), FFAA Huang et al. (2024) and VLF-FFD Peng et al. (2025) develop post-processing system to aggregate outputs from small vision models. Some methods He et al. (2025); Sun et al. (2025); Chen et al. (2025b) attempt to directly adopt the outputs from LLMs, e.g., Sun et al. (2025) construct precise forgery explanations to release the power of MLLMs. Recent methods Huang et al. (2025a); Xu et al. (2024b); Zhou et al. (2025) also adopt MLLMs and curated datasets for explainable AIGC detection. However, these methods first provide an answer and then generate post-hoc explanations. The potential of reasoning abilities for deepfake detection is still underexplored. The most recent methods Gao et al. (2025); Xia et al. (2025) explore the reasoning for AIGC detection, while neglecting the adaptive reasoning patterns and is not tailored for facial forgery. Different from previous methods, we make the first attempt to introduce human-like reasoning into deepfake detection. Our model achieves significant improvements in OOD scenarios, delivering transparent decisions end-to-end.

3 HYDRAFAKE DATASET

In this part, we introduce our HydraFake-100K dataset, including the construction process and evaluation protocol. Detailed statistics and information are provided in Appendix A.1.




Figure 2: **Overview of HydraFake-100K dataset.** (a) We carefully collect and reimplement advanced deepfake techniques to construct our HydraFake dataset. Real images are collected from 8 datasets. Fake images are from classic datasets, high-quality public datasets and our self-constructed deepfake data. (b) We introduce a rigorous and hierarchical evaluation protocol. Training data contains abundant samples but limited forgery types. Evaluations are split into four distinct levels. (c) Illustration of the subsets in different evaluation splits. (d) The performance of prevailing detectors on our HydraFake dataset. Most detectors show strong generalization on Cross-Model setting but poor ability on Cross-Forgery and Cross-Domain scenarios.

3.1 DATA COLLECTION

Real Images. As shown in Figure 2 (a), the real images are collected from 8 public datasets, containing both low-resolution (i.e., LFW Huang et al. (2008), CelebA Liu et al. (2015), FaceForensics++ (FF++) Rossler et al. (2019), FFIW Dolhansky et al. (2019)) and high-resolution images (i.e., FFHQ Karras et al. (2019), VFHQ Xie et al. (2022), UADFV Yang et al. (2019) and CelebAHQ Karras et al. (2017)). The collected images are rigorously partitioned for training and testing.

Fake Images. The fake images come from three sources:

- Classic deepfake** data sampled from FF++ Rossler et al. (2019) DF40 Yan et al. (2024d) and FFIW Dolhansky et al. (2019), which mainly contain face swapping (FS) and face reenactment (FR) forgeries from 10 generative models. The artifacts are mostly localized.
- Public deepfake** data sampled from WILD Bongini et al. (2025), seeprettyface² and Talking-HeadBench Xiong et al. (2025). This contains carefully synthesized faces from 16 popular generators. However, there still exist corner cases such as fresh forgery types.
- Advanced deepfake** data where we further reimplemented and crawled 10K deepfake data from 10 advanced generators. Besides traditional deepfake techniques, HydraFake dataset contains Face Restoration Zhou et al. (2022), Face Relighting Zhang et al. (2025b), Face Personalization Jiang et al. (2025); Guo et al. (2024), Generative Face Swapping Han et al. (2024) and deepfakes from Visual AutoRegressive models (VAR) Han et al. (2025); Tang et al. (2024). To simulate real-world challenges, we also crawled 1K deepfake images from social media, which include practical deepfakes generated from commercial apps, including GPT-4o Hurst et al. (2024), Dreamina team (2025a) and Hailuo AI team (2025b).

Quality Control. For classic deepfake datasets, we only select FF++ Rossler et al. (2019) and FFIW Zhou et al. (2021), while not involving DFDC Dolhansky et al. (2020), DFDCP Dolhansky et al. (2019) and WDF Zi et al. (2020) due to their low quality (e.g., unexpected blurring in real images). For our self-constructed deepfake data, we conduct strict quality control, e.g., for face personalization, we use Qwen2.5-VL-72B to tailor sample-specific prompts rather than using template-like prompts as in Bongini et al. (2025). For face relighting, we generate multiple lighting sources for each identity and manually select high-quality samples. The data crawled from social media are also carefully filtered by manual inspection. After filtering and balancing, our HydraFake dataset contains 50K real images and 50K fake images.

²<https://seeprettyface.com>

3.2 EVALUATION PROTOCOL

Training. As shown in Figure 2 (b), the training set contains 48K images. Real images are from 5 subsets, with other 3 subsets left out for testing. Fake images involves 21 subsets while only contains 3 forgery types (i.e., FS, FR and EFG). This is to simulate practical setting, where abundant training images are available but various forgery types and generative models remain unseen.

Evaluation. The evaluation is divided into four distinct levels:

- **In-Domain** (14K): testing images share the training data source but with different identities.
- **Cross-Model** (11K): fake images are generated by unseen models including FLUX1.1-Pro Black Forest Labs (2024), Adobe FireFly Adobe (2023), commercial models (e.g., Starry AI AI (2023)) and distinct model architectures (e.g., VAR Han et al. (2025); Tang et al. (2024) and Video AR model Sand-AI (2025)). The real images are from in-domain set but with different identities. This split is to evaluate the model’s capacity to detect fake images generated by unseen models.
- **Cross-Forgery** (12K): fake images are generated by unseen manipulation techniques, involving attribute editing, generative face swapping, IP-preserved personalization, face relighting and face restoration. The real images are from in-domain set but with different identities. This split is to evaluate the model’s capacity to detect fake images generated by unseen manipulation.
- **Cross-Domain** (15K): both real and fake images come from unseen domains. The fake images are either from unseen forgeries, unseen models or social media. The real images are from unseen datasets (i.e., VFHQ Xie et al. (2022), UADFV Yang et al. (2019) and FFIW Dolhansky et al. (2019)). This split also contains images of different qualities, posing strong challenges.

4 METHOD

In this section, we detail the two-stage training pipeline of **VERITAS**, including pattern-guided cold-start and pattern-aware reinforcement learning, as shown in Figure 3.

4.1 PATTERN-GUIDED COLD-START

To internalize the effective thinking patterns for deepfake detection task, we first employ a pattern-guided cold-start. Different from common practice, our cold-start involves two steps: we first employ Supervised Fine-Tuning (SFT) for format injection, and then we introduce a Mixed Preference Optimization (MiPO) strategy to align the reasoning process with human experts.

SFT Pattern Injection. Suppose the SFT dataset is denoted as $\mathcal{D}_1 = \{(\mathbf{q}, \mathbf{s})_i\}_{i=1}^{N_1}$, where \mathbf{s} is the target output sequence including pattern-aware reasoning and final answer. \mathbf{q} denotes input image and user query. The training objective maximizes the likelihood of generating \mathbf{s} given input \mathbf{q} :

$$\mathcal{L}_1 = -\mathbb{E}_{(\mathbf{q}, \mathbf{s}) \sim \mathcal{D}_1} \sum_{t=1}^T \log \pi_{\theta}(\mathbf{s}_t \mid \mathbf{q}, \mathbf{s}_{<t}), \quad (1)$$

where π_{θ} denotes the token distribution from the current model. In the following we introduce the construction process of our training data \mathcal{D}_1 .

To minimize human costs, we use MLLMs for automated annotation, similar to recent practices Huang et al. (2024); Xu et al. (2024b). However, this encounters two challenges in our case: (1) The MLLMs tend to *overlook* some subtle artifacts such as abnormal optical focusing. (2) The model prioritizes producing logical paths but *struggles* to accurately locate the artifacts. To mitigate the two issues, we construct a multi-step annotation pipeline. We first manually inspect a subset and summarize a comprehensive artifacts taxonomy (Figure 4 (a)): (1) **Perceptible** structural anomalies, which are immediately visible and easy to detect. (2) **Subtle** low-level artifacts, which require careful inspection. (3) **Cognitive** violations of physical laws, which are implicit and require connecting to the common sense or real-world knowledge. Then, we decouple the annotation into three *specialized yet coherent* steps, as shown in Figure 4 (b). Detailed annotation process and all prompt templates are provided in Appendix A.3. We present an annotated example in Figure 4 (c).

MiPO Reasoning Alignment. To further facilitate human-aligned reasoning, we meticulously curate a mixed preference dataset $\mathcal{D}_2 = \{(\mathbf{q}, \mathbf{s}_w, \mathbf{s}_l^{\phi})_i\}_{i=1}^{N_2} \cup \{(\mathbf{q}, \mathbf{s}_w, \mathbf{s}_l^{\psi})_i\}_{i=1}^{N_2}$. Specifically, we collect




Figure 4: **Construction pipeline of the Pattern-Aware SFT data.** (a) We first manually inspect a subset and summarize the artifacts into three clusters. (b) Then we introduce a multi-step strategy to progressively obtain pattern-aware reasoning data. (c) An annotated example of entirely generated image. The reasoning process evolves in complexity and depth (as highlighted in red), culminating in a final answer through synthesis of all evidence.

adopted as reference policy, the training objective is formulated as:

$$\mathcal{L}_3 = -\mathbb{E}_{(q,a) \sim \mathcal{D}_3, \{o_i\}_{i=1}^G \sim \pi_{\theta_{\text{old}}}(\cdot|q)} \left[\min(r_{i,t}(\theta) A_{i,t}, \text{clip}(r_{i,t}(\theta), 1-\epsilon, 1+\epsilon) A_{i,t}) - \beta' D_{\text{KL}}[\pi_{\theta} \parallel \pi_{\theta_{\text{cold}}}] \right], \quad (3)$$

where

$$r_{i,t}(\theta) = \frac{\pi_{\theta}(o_{i,t} | \mathbf{I}, \mathbf{o}_{i,<t})}{\pi_{\theta_{\text{old}}}(o_{i,t} | \mathbf{I}, \mathbf{o}_{i,<t})}, \quad A_{i,t} = \frac{R_i - \text{mean}(\{R_1, \dots, R_G\})}{\text{std}(\{R_1, \dots, R_G\})}. \quad (4)$$

The reward R_i for each response is evaluated from three perspectives:

Pattern-aware Reward. Suppose $\mathcal{C} \in \{0, 1\}$ represents the correctness of the final answer, with $\mathcal{C} = 1$ denoting the answer is right. $\mathcal{P} \in \{0, 1\}$ and $\mathcal{R} \in \{0, 1\}$ represents whether the reasoning involves “planning” and “self-reflection”, respectively. The pattern-aware reward is defined as:

$$R_{\text{pattern}} = \begin{cases} 2.0, & \text{if } \mathcal{C} = 1 \wedge (\mathcal{P} = 1 \vee \mathcal{R} = 1), \\ 1.0, & \text{if } \mathcal{C} = 1 \wedge \mathcal{P} = 0 \wedge \mathcal{R} = 0, \\ 0.0, & \text{if } \mathcal{C} = 0 \wedge \mathcal{P} = 0 \wedge \mathcal{R} = 0, \\ -0.5, & \text{if } \mathcal{C} = 0 \wedge \mathcal{P} = 1 \wedge \mathcal{R} = 0, \\ -1.0, & \text{if } \mathcal{C} = 0 \wedge \mathcal{R} = 1. \end{cases} \quad (5)$$

Specifically, we encourage the model to reach correct answers through planning and self-reflection, by assigning a larger reward (i.e., 2.0) if they are involved in the reasoning process. However, if these patterns lead to incorrect answers, we impose a penalty for its overthinking. Since self-reflection is a more decisive pattern, we assign a larger penalty (i.e., -1.0) for errors resulting from it.

Reflection Quality and Format Reward. To facilitate meaningful self-reflection, we assess the quality of reflection by an external model \mathcal{M} : $R_{\text{ref}} = \mathcal{M}(\mathcal{S})$. The criterion is the originality of the reflection, i.e., whether it introduces new perspectives rather than restating prior discoveries. The model only obtains R_{ref} when the answer is correct. For format reward R_{fmt} , we predefine some combinations of reasoning patterns and set $R_{\text{fmt}} = 1$ when the response conforms to valid formats.

Suppose $\mathbb{I}(\cdot)$ is the indicator function. The final reward R for each response is defined as:

$$R = R_{\text{pattern}} + \lambda_1 R_{\text{ref}} \cdot \mathbb{I}(\mathcal{C} = 1) + \lambda_2 R_{\text{fmt}}. \quad (6)$$

In practice, given that only verifiable answers are required, the training data \mathcal{D}_3 can be freely expanded. Our cold-start model serves as a solid reasoning foundation, upon which the community can utilize custom data with P-GRPO to achieve more powerful reasoning model for deepfake detection.

Table 1: Performance comparison (Acc) on HydraFake dataset. In-domain (ID) results are averaged. The best results are **bolded** and second best are underlined. More metrics are reported in Appendix A.4.

Method	ID	Cross-Model						Cross-Forgery						Cross-Domain						Avg.
		ADF	FLUX	StarryAI	MAGI-1	HART	Infinity	St.GAN2	ICLight	CodeF	InfinityY	PuLiD	FaceAdd	Deepface	InfinityY	Dreamina	HailuoAI	GPT-4o	FFW	
F3Net (ECCV'20)	85.3	86.7	87.8	78.6	85.0	86.0	82.9	41.3	48.9	71.9	84.9	85.5	72.6	57.7	78.5	55.6	68.6	66.2	66.4	73.2
UniFD (CVPR'23)	82.7	90.7	93.8	82.5	73.0	94.4	90.7	61.8	81.9	75.4	73.7	68.1	81.3	67.4	67.3	80.5	75.2	73.3	67.5	78.0
IID (CVPR'23)	83.4	83.3	82.8	80.0	80.2	81.1	82.2	41.4	53.3	79.7	81.8	81.8	73.7	65.2	69.9	63.8	63.3	63.8	64.2	72.4
FreqNet (AAAI'24)	66.8	60.3	76.7	59.0	69.2	77.1	75.1	33.1	73.1	70.3	72.8	77.4	67.7	50.6	67.0	62.1	59.3	58.3	51.2	64.6
ProDet (NIPS'24)	90.5	92.6	94.2	88.2	91.9	93.8	93.1	56.3	58.6	80.8	88.1	91.0	83.3	58.1	<u>82.9</u>	71.3	75.6	66.3	<u>74.1</u>	80.6
NPR (CVPR'24)	75.6	68.8	91.2	59.5	82.6	91.3	84.0	47.7	67.8	60.6	79.8	89.0	67.7	52.6	73.0	76.6	62.3	50.2	46.0	69.8
AIDE (ICLR'25)	80.4	68.8	86.3	64.0	88.9	95.4	76.0	56.7	79.2	86.1	74.2	62.4	75.7	59.7	67.9	49.7	58.0	51.9	53.0	70.6
Co-SPY (CVPR'25)	86.3	93.5	95.5	85.3	<u>93.3</u>	96.6	95.3	<u>77.0</u>	<u>92.5</u>	88.6	<u>90.6</u>	79.1	87.3	<u>67.6</u>	80.0	82.5	74.0	79.5	64.3	<u>84.7</u>
D ³ (CVPR'25)	87.3	<u>93.6</u>	95.6	<u>91.3</u>	90.7	95.8	95.5	62.4	71.6	82.9	80.0	82.4	73.7	69.7	74.6	78.1	70.9	<u>80.8</u>	64.3	81.1
Effort (ICML'25)	94.7	82.8	<u>96.5</u>	78.0	90.5	97.8	98.3	64.7	94.8	89.7	89.5	<u>92.9</u>	88.0	64.8	82.2	61.5	66.4	53.8	74.0	82.2
Qwen2.5-VL-7B	51.2	50.0	50.0	49.7	50.0	52.0	52.9	50.5	56.7	50.7	53.6	54.5	51.6	50.7	53.6	80.2	67.5	52.5	50.5	54.1
InternVL3-8B	54.0	54.0	49.8	49.0	56.6	55.8	57.2	62.9	54.2	62.9	63.6	54.8	67.7	54.4	67.1	77.1	66.5	47.4	51.8	58.3
MiMo-VL-7B	63.8	74.5	77.1	82.5	60.3	82.4	81.4	48.7	82.6	76.4	79.7	78.4	82.8	57.7	75.6	79.4	70.7	67.7	54.9	72.5
GLM-4.1V-9BThink	56.4	55.2	52.3	50.5	51.6	68.4	60.7	54.3	68.4	63.3	65.7	55.1	81.0	58.7	72.7	83.7	69.2	52.0	53.9	61.7
GPT-4o	53.5	57.7	52.0	51.4	59.9	81.2	54.8	66.4	58.9	52.5	64.4	60.9	55.5	49.4	62.0	<u>90.7</u>	73.7	58.0	52.8	60.8
Gemini-2.5-Pro	72.2	64.9	92.4	82.8	62.5	93.4	93.2	73.7	83.3	87.4	85.5	84.7	85.6	67.2	75.6	<u>87.5</u>	<u>82.4</u>	70.9	53.0	78.9
VERITAS (cold-start)	96.8	79.5	99.6	96.0	99.9	99.7	99.9	84.0	65.3	94.8	86.2	93.4	86.7	55.9	73.5	93.7	89.3	88.1	76.4	87.3
VERITAS (ours)	97.3	94.8	99.8	97.0	99.9	99.9	99.9	90.3	75.7	97.0	91.8	95.1	91.7	58.6	84.1	92.3	90.2	89.2	78.5	90.7

Table 2: Effect of the proposed pattern-aware reasoning. Table 3: Ablations on the reward functions in P-GRPO. Table 4: Ablations on different base models and model sizes.

Model	ID	CM	CF	CD	R_{pattern}	R_{ref}	R_{int}	R_{acc}	ID	CM	CF	CD	Base Model	ID	CM	CF	CD
w/o Reasoning	97.8	93.3	73.0	69.5			✓	✓	97.2	96.4	86.3	79.9	Qwen2.5-VL-7B	96.8	97.7	89.0	81.4
Post-hoc Explanation	96.3	95.0	79.0	76.8		✓		✓	97.0	97.3	87.0	80.7	MiMo-VL-7B	93.0	98.6	82.6	83.0
Flexible Reasoning	96.2	94.3	81.2	76.8			✓		97.3	97.7	87.9	81.4	InternVL3-2B	97.4	97.4	87.3	80.4
Pattern-aware Reason.	96.9	98.4	87.4	80.1	✓	✓		✓	97.3	98.6	90.3	82.2	InternVL3-8B	97.3	98.6	89.3	82.2
Δ Flexible Reason.	+0.7	+4.1	+6.2	+3.3	Δ GRPO				+0.1	+2.2	+4.0	+2.3	InternVL3-14B	98.5	99.3	92.2	82.6

5 EXPERIMENTS

5.1 EXPERIMENTAL SETUP

State-of-the-Art Methods. We trained 10 state-of-the-art (SOTA) detectors on our dataset, including F3Net Qian et al. (2020), UniFD Ojha et al. (2023), IID Huang et al. (2023), FreqNet Tan et al. (2024a), ProDet Cheng et al. (2024), NPR Tan et al. (2024b), AIDE Yan et al. (2024a), Co-SPY Cheng et al. (2025), D³ Yang et al. (2025b), Effort Yan et al. (2024c). We also assess 4 open-source MLLMs of similar size to our model, including Qwen2.5-VL-7B Bai et al. (2025), InternVL3-8B Zhu et al. (2025), MiMo-VL-7B Team (2025) and GLM-4.1V-9B-Thinking Hong et al. (2025). We provide prior knowledge and instruct the model to perform thinking in the prompts. We further evaluate 2 powerful closed-source models GPT-4o Hurst et al. (2024) and Gemini-2.5-Pro Comanici et al. (2025). For Gemini-2.5-Pro, we enable thinking and searching.

Metrics. Following previous works Zhang et al. (2024a); Guo et al. (2025b), we take Accuracy (Acc) to measure the model performance. Precision and Recall are reported in Appendix A.4.

Implementation Details. We implement VERITAS with InternVL3-8B Zhu et al. (2025). For the cold-start SFT, we train the model for 3 epochs using LoRA Hu et al. (2022) (rank=128, $\alpha=256$). The learning rate is set to 5×10^{-5} , with a batch size of 64. For cold-start MiPO, the model is trained for 2 epochs with the same setting of SFT. For P-GRPO, we further train the model for 2 epochs with the same LoRA setting. The learning rate is set to 1×10^{-6} with a batch size of 16. G is set to 4, with a temperature of 1.0. β and β' are set to 0. We take UnifiedReward-Qwen-3B Wang et al. (2025b) as the reward model \mathcal{M} . For each stage, we directly adopt model from the last step.

5.2 MAIN RESULTS

Comparison to SOTA detectors. As shown in Table 1, our VERITAS model achieves SOTA performance on four evaluation scenarios, achieving 6.0% averaged performance gains over the previous

Table 5: Evaluation of reasoning quality. Table 6: Robustness on Compression, Blur and Resize. We utilize score and pairwise ELO rating. The results are averaged across all sets.

Model	Score Evaluation		ELO Rating	Method	Original	JPEG Compression			Gaussian Blur	
	GPT-4o	Gemini-2.5-Pro				QF=90	QF=70	QF=50	$\sigma = 1.0$	$\sigma = 2.0$
MiMo-VL-7B	3.0731	2.5785	695.0	UniFD	78.0	77.1	75.4	72.2	76.5	75.4
GPT-4o	2.4718	2.1619	785.1	IID	72.4	71.4	70.1	69.7	72.1	71.9
Gemini-2.5-Pro	4.1681	4.0070	966.9	ProDet	80.6	80.1	79.4	78.7	79.7	77.8
VERITAS (w/o MiPO)	4.2538	4.1502	984.0	Co-SPY	84.7	84.5	83.4	81.0	82.7	77.0
VERITAS (w/ DPO)	4.5077	4.2863	1210.0	Effort	82.2	73.1	79.6	66.3	79.1	70.4
VERITAS (w/ MiPO)	4.6479	4.4214	1359.0	VERITAS	90.7	90.1	88.7	87.4	88.8	84.3

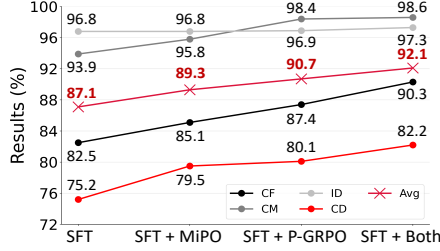


Figure 5: Ablations on the training stages. “Avg” is directly averaged across four splits.

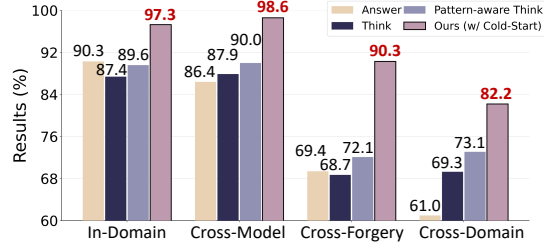


Figure 6: Effect of Cold-Start. We compare different settings of pure RL.

best method. Existing detectors show great performance on cross-model split but fall short on cross-forgery and cross-domain scenarios. **VERITAS** greatly mitigates the gaps, achieving over 90.0% on unseen forgery such as face restoration and personalization, and over 90.0% on in-the-wild data from Dreamina and Hailuo AI. The remarkable performance on cross-model data (i.e., over 99.9% on cross-model data such as VAR) further confirms the superiority of **VERITAS**. More results and analyses can be found in Appendix A.4.

Comparison to SOTA MLLMs. Compared to our base model, **VERITAS** achieves 32.4% averaged performance gain, suggesting the effectiveness of our training strategy. The models with similar sizes to our model show limited abilities for deepfake detection, with less than 60% accuracy. Even GPT-4o fails on many cases, achieving only 60.8% averaged accuracy. Gemini-2.5-Pro shows the best capacities among these MLLMs, even outperforming some of the fine-tuned detectors. Our **VERITAS** model surpasses Gemini-2.5-Pro by 11.8%, demonstrating great generalization.

5.3 ABLATION STUDIES

Effect of pattern-aware reasoning. As shown in Table 2, we compare different reasoning paradigms using SFT and P-GRPO training. Although the improvements on in-domain datasets are marginal, our pattern-aware reasoning demonstrates clear advantages to flexible reasoning on OOD scenarios, achieving 6.2% and 3.3% gains on CF and CD testing respectively. The post-hoc explanation adopted in recent methods exhibits degraded performance in OOD testing, further verifying the superiority of pattern-aware reasoning.

Ablations on different training stages. As shown in Figure 5, we investigate the effect of each training stage. Applying MiPO or P-GRPO upon SFT model both achieve significant gains, with P-GRPO performing better, which is due to the online sampling and pattern-aware incentivization. Applying MiPO before P-GRPO yields the best performance, achieving 2.9% and 2.1% gains on CF and CD testing respectively. This is because *MiPO ensures high-quality rollouts in subsequent stage*, facilitating *more accurate policy updates for online RL*.

Effect of Pattern-guided Cold-Start. As shown in Figure 6, we investigate different RL settings without cold-start. The training data keeps consistent with our two-stage pipeline. Answer-only model achieves better ID results while incorporating thinking improves CM and CD performance. However, all settings underperform the model with cold-start. The low-quality explorations lead to unstable training. Results in Figure 5 further verify the effectiveness of MiPO during cold-start.

Effect of Pattern-aware GRPO. As shown in Table 3, our P-GRPO achieves noticeable improvements compared to original GRPO. Specifically, pattern-aware reward outperforms the vanilla accu-

racy reward especially on CF and CD scenarios. The reflection quality reward benefits both original GRPO and our P-GRPO, which demonstrates the importance of high-quality self reflection.

5.4 FURTHER ANALYSES

Evaluation of reasoning quality. To evaluate the reasoning quality, we take two types of assessments: (1) score evaluation which is based on predefined criteria to assess the output’s preciseness, comprehensiveness, clarity, creativity, and granularity. (2) Pairwise comparison which directly compare outputs from two models and performs ELO rating. Specifically, we adopt MLLM-as-a-Judge Chen et al. (2024a) approach, using GPT-4o and Gemini-2.5-Pro for score evaluation and Gemini-2.5-Pro for pairwise comparison. Similar to Zhou et al. (2025), we use 1K samples for evaluation. As shown in Table 5, our model achieves the best score and ELO rating, where MiPO greatly improves the reasoning quality. Moreover, our MiPO outperforms DPO in raising reasoning quality, which verifies the effectiveness of mixed non-preference strategy.

Different base models and model sizes. As shown in Table 4, we adopt different MLLMs as our base model. InternVL3-8B outperforms Qwen2.5-VL-7B and MiMo-VL-7B, due to the dynamic high resolution strategy. InternVL3-2B achieves promising performance with fewer parameters, while scaling up to 14B yields considerable gains on CM and CF scenarios.

Robustness evaluation. We investigate the performance under JPEG compression and Gaussian blur. Results in Table 6 highlight the robustness of our model. Our model achieves consistently high performance under JPEG compression and maintains state-of-the-art results across different perturbations. Notably, this robustness is achieved without training on corresponding data augmentations such as random Gaussian blur, which instead are commonly adopted in previous methods.

6 CONCLUSION

In this paper, we introduce HydraFake dataset and **VERITAS** model. We recognize the discrepancy between current benchmarks and practical challenges and propose HydraFake, a dataset that simulates real-world challenges with holistic training and evaluation protocol. Based on HydraFake, we further introduce **VERITAS**, a multi-modal large language model (MLLM) based deepfake detector. We propose a two-stage training pipeline consisting of pattern-guided cold-start and pattern-aware exploration to internalize MLLMs into deepfake detection. Results on HydraFake dataset shows that current detectors generalize well on cross-model data but struggle on cross-forgery and cross-domain scenarios, while our model greatly mitigates the gap and is capable of delivering transparent and faithful decision process. We hope our dataset and model can benefit the community for more generalizable and reliable deepfake detection.

REFERENCES

- Adobe. *Adobe Firefly*, 2023. <https://firefly.adobe.com/>.
- Starry AI. Starry ai, 2023. URL <https://starryai.com/>. Accessed: 2025-03-11.
- Shuai Bai, Keqin Chen, Xuejing Liu, Jialin Wang, Wenbin Ge, Sibao Song, Kai Dang, Peng Wang, Shijie Wang, Jun Tang, et al. Qwen2.5-vl technical report. *arXiv preprint arXiv:2502.13923*, 2025.
- Black Forest Labs. Flux v1.1 pro, 2024. URL <https://replicate.com/black-forest-labs/flux-1.1-pro>.
- Pietro Bongini, Sara Mandelli, Andrea Montibeller, Mirko Casu, Orazio Pontorno, Claudio Vittorio Ragaglia, Luca Zanchetta, Mattia Aquilina, Taiba Majid Wani, Luca Guarnera, et al. Wild: a new in-the-wild image linkage dataset for synthetic image attribution. *arXiv preprint arXiv:2504.19595*, 2025.
- Dongping Chen, Ruoxi Chen, Shilin Zhang, Yaochen Wang, YINUO Liu, Huichi Zhou, Qihui Zhang, Yao Wan, Pan Zhou, and Lichao Sun. Mllm-as-a-judge: Assessing multimodal llm-as-a-judge with vision-language benchmark. In *Forty-first International Conference on Machine Learning*, 2024a.

-
- Shuang Chen, Yue Guo, Zhaochen Su, Yafu Li, Yulun Wu, Jiacheng Chen, Jiayu Chen, Weijie Wang, Xiaoye Qu, and Yu Cheng. Advancing multimodal reasoning: From optimized cold start to staged reinforcement learning. *arXiv preprint arXiv:2506.04207*, 2025a.
- Tao Chen, Jingyi Zhang, Decheng Liu, and Chunlei Peng. Mgffd-vlm: Multi-granularity prompt learning for face forgery detection with vlm. *arXiv preprint arXiv:2507.12232*, 2025b.
- Yize Chen, Zhiyuan Yan, Guangliang Cheng, Kangran Zhao, Siwei Lyu, and Baoyuan Wu. X2-dfd: A framework for explainable and extendable deepfake detection. *arXiv preprint arXiv:2410.06126*, 2024b.
- Jikang Cheng, Zhiyuan Yan, Ying Zhang, Yuhao Luo, Zhongyuan Wang, and Chen Li. Can we leave deepfake data behind in training deepfake detector? *Advances in Neural Information Processing Systems*, 37:21979–21998, 2024.
- Siyuan Cheng, Lingjuan Lyu, Zhenting Wang, Xiangyu Zhang, and Vikash Sehwal. Co-spy: Combining semantic and pixel features to detect synthetic images by ai. In *Proceedings of the Computer Vision and Pattern Recognition Conference*, pp. 13455–13465, 2025.
- Yunjey Choi, Youngjung Uh, Jaejun Yoo, and Jung-Woo Ha. Stargan v2: Diverse image synthesis for multiple domains. In *Proceedings of the IEEE/CVF conference on computer vision and pattern recognition*, pp. 8188–8197, 2020.
- Gheorghe Comanici, Eric Bieber, Mike Schaekermann, Ice Pasupat, Noveen Sachdeva, Inderjit Dhillon, Marcel Blistein, Ori Ram, Dan Zhang, Evan Rosen, et al. Gemini 2.5: Pushing the frontier with advanced reasoning, multimodality, long context, and next generation agentic capabilities. *arXiv preprint arXiv:2507.06261*, 2025.
- Brian Dolhansky, Russ Howes, Ben Pflaum, Nicole Baram, and Cristian Canton Ferrer. The deepfake detection challenge (dfdc) preview dataset. *arXiv preprint arXiv:1910.08854*, 2019.
- Brian Dolhansky, Joanna Bitton, Ben Pflaum, Jikuo Lu, Russ Howes, Menglin Wang, and Cristian Canton Ferrer. The deepfake detection challenge (dfdc) dataset. *arXiv preprint arXiv:2006.07397*, 2020.
- Patrick Esser, Sumith Kulal, Andreas Blattmann, Rahim Entezari, Jonas Müller, Harry Saini, Yam Levi, Dominik Lorenz, Axel Sauer, Frederic Boesel, et al. Scaling rectified flow transformers for high-resolution image synthesis. In *Forty-first international conference on machine learning*, 2024.
- Xinghe Fu, Zhiyuan Yan, Taiping Yao, Shen Chen, and Xi Li. Exploring unbiased deepfake detection via token-level shuffling and mixing. In *Proceedings of the AAAI Conference on Artificial Intelligence*, volume 39, pp. 3040–3048, 2025.
- Yueying Gao, Dongliang Chang, Bingyao Yu, Haotian Qin, Lei Chen, Kongming Liang, and Zhanyu Ma. Fakereasoning: Towards generalizable forgery detection and reasoning. *arXiv preprint arXiv:2503.21210*, 2025.
- Zhihao Gu, Yang Chen, Taiping Yao, Shouhong Ding, Jilin Li, Feiyue Huang, and Lizhuang Ma. Spatiotemporal inconsistency learning for deepfake video detection. In *Proceedings of the 29th ACM international conference on multimedia*, pp. 3473–3481, 2021.
- Zhihao Gu, Yang Chen, Taiping Yao, Shouhong Ding, Jilin Li, and Lizhuang Ma. Delving into the local: Dynamic inconsistency learning for deepfake video detection. In *Proceedings of the AAAI conference on artificial intelligence*, volume 36, pp. 744–752, 2022a.
- Zhihao Gu, Taiping Yao, Yang Chen, Shouhong Ding, and Lizhuang Ma. Hierarchical contrastive inconsistency learning for deepfake video detection. In *European conference on computer vision*, pp. 596–613. Springer, 2022b.
- Daya Guo, Dejian Yang, Haowei Zhang, Junxiao Song, Ruoyu Zhang, Runxin Xu, Qihao Zhu, Shirong Ma, Peiyi Wang, Xiao Bi, et al. Deepseek-r1: Incentivizing reasoning capability in llms via reinforcement learning. *arXiv preprint arXiv:2501.12948*, 2025a.

-
- Xiao Guo, Xiufeng Song, Yue Zhang, Xiaohong Liu, and Xiaoming Liu. Rethinking vision-language model in face forensics: Multi-modal interpretable forged face detector. In *Proceedings of the Computer Vision and Pattern Recognition Conference*, pp. 105–116, 2025b.
- Zinan Guo, Yanze Wu, Chen Zhuowei, Peng Zhang, Qian He, et al. Pulid: Pure and lightning id customization via contrastive alignment. *Advances in neural information processing systems*, 37: 36777–36804, 2024.
- Jian Han, Jinlai Liu, Yi Jiang, Bin Yan, Yuqi Zhang, Zehuan Yuan, Bingyue Peng, and Xiaobing Liu. Infinity: Scaling bitwise autoregressive modeling for high-resolution image synthesis. In *Proceedings of the Computer Vision and Pattern Recognition Conference*, pp. 15733–15744, 2025.
- Yue Han, Junwei Zhu, Keke He, Xu Chen, Yanhao Ge, Wei Li, Xiangtai Li, Jiangning Zhang, Chengjie Wang, and Yong Liu. Face-adapter for pre-trained diffusion models with fine-grained id and attribute control. In *European Conference on Computer Vision*, pp. 20–36. Springer, 2024.
- Xinan He, Yue Zhou, Bing Fan, Bin Li, Guopu Zhu, and Feng Ding. VIforgery face triad: Detection, localization and attribution via multimodal large language models. *arXiv preprint arXiv:2503.06142*, 2025.
- Wenyi Hong, Wenmeng Yu, Xiaotao Gu, Guo Wang, Guobing Gan, Haomiao Tang, Jiale Cheng, Ji Qi, Junhui Ji, Lihang Pan, et al. Glm-4.1 v-thinking: Towards versatile multimodal reasoning with scalable reinforcement learning. *arXiv e-prints*, pp. arXiv–2507, 2025.
- Edward J Hu, Yelong Shen, Phillip Wallis, Zeyuan Allen-Zhu, Yanzhi Li, Shean Wang, Lu Wang, Weizhu Chen, et al. Lora: Low-rank adaptation of large language models. *ICLR*, 1(2):3, 2022.
- Baojin Huang, Zhongyuan Wang, Jifan Yang, Jiaxin Ai, Qin Zou, Qian Wang, and Dengpan Ye. Implicit identity driven deepfake face swapping detection. In *Proceedings of the IEEE/CVF conference on computer vision and pattern recognition*, pp. 4490–4499, 2023.
- Gary B Huang, Marwan Mattar, Tamara Berg, and Eric Learned-Miller. Labeled faces in the wild: A database for studying face recognition in unconstrained environments. In *Workshop on faces in 'Real-Life' Images: detection, alignment, and recognition*, 2008.
- Zhengchao Huang, Bin Xia, Zicheng Lin, Zhun Mou, Wenming Yang, and Jiaya Jia. Ffaa: Multi-modal large language model based explainable open-world face forgery analysis assistant. *arXiv preprint arXiv:2408.10072*, 2024.
- Zhenglin Huang, Jinwei Hu, Xiangtai Li, Yiwei He, Xingyu Zhao, Bei Peng, Baoyuan Wu, Xiaowei Huang, and Guangliang Cheng. Sida: Social media image deepfake detection, localization and explanation with large multimodal model. In *Proceedings of the Computer Vision and Pattern Recognition Conference*, pp. 28831–28841, 2025a.
- Zhenglin Huang, Tianxiao Li, Xiangtai Li, Haiquan Wen, Yiwei He, Jiangning Zhang, Hao Fei, Xi Yang, Xiaowei Huang, Bei Peng, et al. So-fake: Benchmarking and explaining social media image forgery detection. *arXiv preprint arXiv:2505.18660*, 2025b.
- Aaron Hurst, Adam Lerer, Adam P Goucher, Adam Perelman, Aditya Ramesh, Aidan Clark, AJ Ostrow, Akila Welihinda, Alan Hayes, Alec Radford, et al. Gpt-4o system card. *arXiv preprint arXiv:2410.21276*, 2024.
- Aaron Jaech, Adam Kalai, Adam Lerer, Adam Richardson, Ahmed El-Kishky, Aiden Low, Alec Helyar, Aleksander Madry, Alex Beutel, Alex Carney, et al. Openai o1 system card. *arXiv preprint arXiv:2412.16720*, 2024.
- Liming Jiang, Qing Yan, Yumin Jia, Zichuan Liu, Hao Kang, and Xin Lu. Infinityou: Flexible photo recrafting while preserving your identity. *arXiv preprint arXiv:2503.16418*, 2025.
- Tero Karras, Timo Aila, Samuli Laine, and Jaakko Lehtinen. Progressive growing of gans for improved quality, stability, and variation. *arXiv preprint arXiv:1710.10196*, 2017.

-
- Tero Karras, Samuli Laine, and Timo Aila. A style-based generator architecture for generative adversarial networks. In *Proceedings of the IEEE/CVF conference on computer vision and pattern recognition*, pp. 4401–4410, 2019.
- Hossein Kashiani, Niloufar Alipour Talemi, and Fatemeh Afghah. Freqdebias: Towards generalizable deepfake detection via consistency-driven frequency debiasing. In *Proceedings of the Computer Vision and Pattern Recognition Conference*, pp. 8775–8785, 2025.
- Takeshi Kojima, Shixiang Shane Gu, Machel Reid, Yutaka Matsuo, and Yusuke Iwasawa. Large language models are zero-shot reasoners. *Advances in neural information processing systems*, 35:22199–22213, 2022.
- Lingzhi Li, Jianmin Bao, Ting Zhang, Hao Yang, Dong Chen, Fang Wen, and Baining Guo. Face x-ray for more general face forgery detection. In *Proceedings of the IEEE/CVF conference on computer vision and pattern recognition*, pp. 5001–5010, 2020a.
- Yuezun Li, Xin Yang, Pu Sun, Honggang Qi, and Siwei Lyu. Celeb-df: A large-scale challenging dataset for deepfake forensics. In *Proceedings of the IEEE/CVF conference on computer vision and pattern recognition*, pp. 3207–3216, 2020b.
- Ziqiang Li, Jiazhen Yan, Ziwen He, Kai Zeng, Weiwei Jiang, Lizhi Xiong, and Zhangjie Fu. Is artificial intelligence generated image detection a solved problem? *arXiv preprint arXiv:2505.12335*, 2025.
- Yuan-Hong Liao, Sven Elflein, Liu He, Laura Leal-Taixé, Yejin Choi, Sanja Fidler, and David Acuna. Longperceptualthoughts: Distilling system-2 reasoning for system-1 perception. *arXiv preprint arXiv:2504.15362*, 2025.
- Haotian Liu, Chunyuan Li, Qingyang Wu, and Yong Jae Lee. Visual instruction tuning. *Advances in neural information processing systems*, 36:34892–34916, 2023.
- Ziwei Liu, Ping Luo, Xiaogang Wang, and Xiaoou Tang. Deep learning face attributes in the wild. In *Proceedings of the IEEE international conference on computer vision*, pp. 3730–3738, 2015.
- Ziyu Liu, Zeyi Sun, Yuhang Zang, Xiaoyi Dong, Yuhang Cao, Haodong Duan, Dahua Lin, and Jiaqi Wang. Visual-rft: Visual reinforcement fine-tuning. *arXiv preprint arXiv:2503.01785*, 2025.
- Niklas Muennighoff, Zitong Yang, Weijia Shi, Xiang Lisa Li, Li Fei-Fei, Hannaneh Hajishirzi, Luke Zettlemoyer, Percy Liang, Emmanuel Candès, and Tatsunori Hashimoto. s1: Simple test-time scaling. *arXiv preprint arXiv:2501.19393*, 2025.
- Dat Nguyen, Nesryne Mejri, Inder Pal Singh, Polina Kuleshova, Marcella Astrid, Anis Kacem, Enjie Ghorbel, and Djamila Aouada. Laa-net: Localized artifact attention network for quality-agnostic and generalizable deepfake detection. In *Proceedings of the IEEE/CVF Conference on Computer Vision and Pattern Recognition*, pp. 17395–17405, 2024.
- Utkarsh Ojha, Yuheng Li, and Yong Jae Lee. Towards universal fake image detectors that generalize across generative models. In *Proceedings of the IEEE/CVF Conference on Computer Vision and Pattern Recognition*, pp. 24480–24489, 2023.
- Siran Peng, Zipei Wang, Li Gao, Xiangyu Zhu, Tianshuo Zhang, Ajian Liu, Haoyuan Zhang, and Zhen Lei. Mllm-enhanced face forgery detection: A vision-language fusion solution. *arXiv preprint arXiv:2505.02013*, 2025.
- Yuyang Qian, Guojun Yin, Lu Sheng, Zixuan Chen, and Jing Shao. Thinking in frequency: Face forgery detection by mining frequency-aware clues. In *European conference on computer vision*, pp. 86–103. Springer, 2020.
- Simiao Ren, Yao Yao, Kidus Zewde, Zisheng Liang, Ning-Yau Cheng, Xiaoou Zhan, Qinzhe Liu, Yifei Chen, Hengwei Xu, et al. Can multi-modal (reasoning) llms work as deepfake detectors? *arXiv preprint arXiv:2503.20084*, 2025.

-
- Andreas Rossler, Davide Cozzolino, Luisa Verdoliva, Christian Riess, Justus Thies, and Matthias Nießner. Faceforensics++: Learning to detect manipulated facial images. In *Proceedings of the IEEE/CVF international conference on computer vision*, pp. 1–11, 2019.
- Sand-AI. Magi-1: Autoregressive video generation at scale, 2025.
- Kaede Shiohara and Toshihiko Yamasaki. Detecting deepfakes with self-blended images. In *Proceedings of the IEEE/CVF conference on computer vision and pattern recognition*, pp. 18720–18729, 2022.
- Ke Sun, Shen Chen, Taiping Yao, Ziyin Zhou, Jiayi Ji, Xiaoshuai Sun, Chia-Wen Lin, and Rongrong Ji. Towards general visual-linguistic face forgery detection. In *Proceedings of the Computer Vision and Pattern Recognition Conference*, pp. 19576–19586, 2025.
- Chuangchuang Tan, Yao Zhao, Shikui Wei, Guanghua Gu, Ping Liu, and Yunchao Wei. Frequency-aware deepfake detection: Improving generalizability through frequency space domain learning. In *Proceedings of the AAAI Conference on Artificial Intelligence*, volume 38, pp. 5052–5060, 2024a.
- Chuangchuang Tan, Yao Zhao, Shikui Wei, Guanghua Gu, Ping Liu, and Yunchao Wei. Rethinking the up-sampling operations in cnn-based generative network for generalizable deepfake detection. In *Proceedings of the IEEE/CVF Conference on Computer Vision and Pattern Recognition*, pp. 28130–28139, 2024b.
- Haotian Tang, Yecheng Wu, Shang Yang, Enze Xie, Junsong Chen, Junyu Chen, Zhuoyang Zhang, Han Cai, Yao Lu, and Song Han. Hart: Efficient visual generation with hybrid autoregressive transformer. *arXiv preprint arXiv:2410.10812*, 2024.
- Shahroz Tariq, David Nguyen, MAP Chamikara, Tingmin Wu, Alsharif Abuadbba, and Kristen Moore. Llm’s are not yet ready for deepfake image detection. *arXiv preprint arXiv:2506.10474*, 2025.
- Dreamina AI team. Dreamina. <https://jimeng.jianying.com>, 2025a. Accessed: 2025-07-25.
- Hailuo AI team. Hailuo video. <https://hailuoai.com/video/create>, 2025b. Accessed: 2025-07-25.
- Kimi Team, Angang Du, Bohong Yin, Bowei Xing, Bowen Qu, Bowen Wang, Cheng Chen, Chenlin Zhang, Chenzhuang Du, Chu Wei, et al. Kimi-vl technical report. *arXiv preprint arXiv:2504.07491*, 2025.
- Xiaomi LLM-Core Team. Mimo-vl technical report. 2025. URL <https://arxiv.org/abs/2506.03569>.
- Keyu Tian, Yi Jiang, Zehuan Yuan, Bingyue Peng, and Liwei Wang. Visual autoregressive modeling: Scalable image generation via next-scale prediction. *Advances in neural information processing systems*, 37:84839–84865, 2024.
- Songjun Tu, Jiahao Lin, Qichao Zhang, Xiangyu Tian, Linjing Li, Xiangyuan Lan, and Dongbin Zhao. Learning when to think: Shaping adaptive reasoning in rl-style models via multi-stage rl. *arXiv preprint arXiv:2505.10832*, 2025.
- Runqi Wang, Sijie Xu, Tianyao He, Yang Chen, Wei Zhu, Dejia Song, Nemo Chen, Xu Tang, and Yao Hu. Dynamicface: High-quality and consistent video face swapping using composable 3d facial priors. *arXiv preprint arXiv:2501.08553*, 2025a.
- Yibin Wang, Yuhang Zang, Hao Li, Cheng Jin, and Jiaqi Wang. Unified reward model for multi-modal understanding and generation. *arXiv preprint arXiv:2503.05236*, 2025b.
- Jason Wei, Xuezhi Wang, Dale Schuurmans, Maarten Bosma, Fei Xia, Ed Chi, Quoc V Le, Denny Zhou, et al. Chain-of-thought prompting elicits reasoning in large language models. *Advances in neural information processing systems*, 35:24824–24837, 2022.

-
- Siwei Wen, Junyan Ye, Peilin Feng, Hengrui Kang, Zichen Wen, Yize Chen, Jiang Wu, Wenjun Wu, Conghui He, and Weijia Li. Spot the fake: Large multimodal model-based synthetic image detection with artifact explanation. *arXiv preprint arXiv:2503.14905*, 2025.
- Cheng Xia, Manxi Lin, Jiexiang Tan, Xiaoxiong Du, Yang Qiu, Junjun Zheng, Xiangheng Kong, Yuning Jiang, and Bo Zheng. Mirage: Towards ai-generated image detection in the wild. *arXiv preprint arXiv:2508.13223*, 2025.
- Wenyi Xiao, Leilei Gan, Weilong Dai, Wanggui He, Ziwei Huang, Haoyuan Li, Fangxun Shu, Zhelun Yu, Peng Zhang, Hao Jiang, et al. Fast-slow thinking for large vision-language model reasoning. *arXiv preprint arXiv:2504.18458*, 2025.
- Liangbin Xie, Xintao Wang, Honglun Zhang, Chao Dong, and Ying Shan. Vfhq: A high-quality dataset and benchmark for video face super-resolution. In *Proceedings of the IEEE/CVF Conference on Computer Vision and Pattern Recognition*, pp. 657–666, 2022.
- Xinqi Xiong, Prakrut Patel, Qingyuan Fan, Amisha Wadhwa, Sarathy Selvam, Xiao Guo, Luchao Qi, Xiaoming Liu, and Roni Sengupta. Talkingheadbench: A multi-modal benchmark & analysis of talking-head deepfake detection. *arXiv preprint arXiv:2505.24866*, 2025.
- Guowei Xu, Peng Jin, Hao Li, Yibing Song, Lichao Sun, and Li Yuan. Llava-cot: Let vision language models reason step-by-step. *arXiv preprint arXiv:2411.10440*, 2024a.
- Zhipei Xu, Xuanyu Zhang, Runyi Li, Zecheng Tang, Qing Huang, and Jian Zhang. Fakeshield: Explainable image forgery detection and localization via multi-modal large language models. *arXiv preprint arXiv:2410.02761*, 2024b.
- Shilin Yan, Ouxiang Li, Jiayin Cai, Yanbin Hao, Xiaolong Jiang, Yao Hu, and Weidi Xie. A sanity check for ai-generated image detection. *arXiv preprint arXiv:2406.19435*, 2024a.
- Zhiyuan Yan, Yuhao Luo, Siwei Lyu, Qingshan Liu, and Baoyuan Wu. Transcending forgery specificity with latent space augmentation for generalizable deepfake detection. In *Proceedings of the IEEE/CVF Conference on Computer Vision and Pattern Recognition*, pp. 8984–8994, 2024b.
- Zhiyuan Yan, Jiangming Wang, Peng Jin, Ke-Yue Zhang, Chengchun Liu, Shen Chen, Taiping Yao, Shouhong Ding, Baoyuan Wu, and Li Yuan. Orthogonal subspace decomposition for generalizable ai-generated image detection. *arXiv preprint arXiv:2411.15633*, 2024c.
- Zhiyuan Yan, Taiping Yao, Shen Chen, Yandan Zhao, Xinghe Fu, Junwei Zhu, Donghao Luo, Chengjie Wang, Shouhong Ding, Yunsheng Wu, et al. Df40: Toward next-generation deepfake detection. *Advances in Neural Information Processing Systems*, 37:29387–29434, 2024d.
- Zhiyuan Yan, Yandan Zhao, Shen Chen, Mingyi Guo, Xinghe Fu, Taiping Yao, Shouhong Ding, Yunsheng Wu, and Li Yuan. Generalizing deepfake video detection with plug-and-play: Video-level blending and spatiotemporal adapter tuning. In *Proceedings of the Computer Vision and Pattern Recognition Conference*, pp. 12615–12625, 2025.
- An Yang, Anfeng Li, Baosong Yang, Beichen Zhang, Binyuan Hui, Bo Zheng, Bowen Yu, Chang Gao, Chengen Huang, Chenxu Lv, et al. Qwen3 technical report. *arXiv preprint arXiv:2505.09388*, 2025a.
- Xin Yang, Yuezun Li, and Siwei Lyu. Exposing deep fakes using inconsistent head poses. In *ICASSP 2019-2019 IEEE international conference on acoustics, speech and signal processing (ICASSP)*, pp. 8261–8265. IEEE, 2019.
- Yongqi Yang, Zhihao Qian, Ye Zhu, Olga Russakovsky, and Yu Wu. D³: Scaling up deepfake detection by learning from discrepancy. In *Proceedings of the Computer Vision and Pattern Recognition Conference*, pp. 23850–23859, 2025b.
- Zheng Yang, Ruoxin Chen, Zhiyuan Yan, Ke-Yue Zhang, Xinghe Fu, Shuang Wu, Xiujuan Shu, Taiping Yao, Shouhong Ding, and Xi Li. All patches matter, more patches better: Enhance ai-generated image detection via panoptic patch learning. *arXiv preprint arXiv:2504.01396*, 2025c.

-
- Fulong Ye, Miao Hua, Pengze Zhang, Xinghui Li, Qichao Sun, Songtao Zhao, Qian He, and Xinglong Wu. Dreamid: High-fidelity and fast diffusion-based face swapping via triplet id group learning. *arXiv preprint arXiv:2504.14509*, 2025.
- Yang Yue, Zhiqi Chen, Rui Lu, Andrew Zhao, Zhaokai Wang, Shiji Song, and Gao Huang. Does reinforcement learning really incentivize reasoning capacity in llms beyond the base model? *arXiv preprint arXiv:2504.13837*, 2025.
- Yufei Zhan, Ziheng Wu, Yousong Zhu, Rongkun Xue, Ruipu Luo, Zhenghao Chen, Can Zhang, Yifan Li, Zhentao He, Zheming Yang, et al. Gthinker: Towards general multimodal reasoning via cue-guided rethinking. *arXiv preprint arXiv:2506.01078*, 2025.
- Jingyi Zhang, Jiaxing Huang, Huanjin Yao, Shunyu Liu, Xikun Zhang, Shijian Lu, and Dacheng Tao. R1-vl: Learning to reason with multimodal large language models via step-wise group relative policy optimization. *arXiv preprint arXiv:2503.12937*, 2025a.
- Lvmin Zhang, Anyi Rao, and Maneesh Agrawala. Scaling in-the-wild training for diffusion-based illumination harmonization and editing by imposing consistent light transport. In *The Thirteenth International Conference on Learning Representations*, 2025b.
- Wayne Zhang, Changjiang Jiang, Zhonghao Zhang, Chenyang Si, Fengchang Yu, and Wei Peng. Ivy-fake: A unified explainable framework and benchmark for image and video aigc detection. *arXiv preprint arXiv:2506.00979*, 2025c.
- Yue Zhang, Ben Colman, Xiao Guo, Ali Shahriyari, and Gaurav Bharaj. Common sense reasoning for deepfake detection. In *European conference on computer vision*, pp. 399–415. Springer, 2024a.
- Zicheng Zhang, Haoning Wu, Chunyi Li, Yingjie Zhou, Wei Sun, Xiongkuo Min, Zijian Chen, Xiaohong Liu, Weisi Lin, and Guangtao Zhai. A-bench: Are llms masters at evaluating ai-generated images? *arXiv preprint arXiv:2406.03070*, 2024b.
- Rosie Zhao, Alexandru Meterez, Sham Kakade, Cengiz Pehlevan, Samy Jelassi, and Eran Malach. Echo chamber: R1 post-training amplifies behaviors learned in pretraining. *arXiv preprint arXiv:2504.07912*, 2025.
- Tianchen Zhao, Xiang Xu, Mingze Xu, Hui Ding, Yuanjun Xiong, and Wei Xia. Learning self-consistency for deepfake detection. In *Proceedings of the IEEE/CVF international conference on computer vision*, pp. 15023–15033, 2021.
- Jiaran Zhou, Yuezun Li, Baoyuan Wu, Bin Li, Junyu Dong, et al. Freqblender: Enhancing deepfake detection by blending frequency knowledge. *Advances in Neural Information Processing Systems*, 37:44965–44988, 2024.
- Shangchen Zhou, Kelvin Chan, Chongyi Li, and Chen Change Loy. Towards robust blind face restoration with codebook lookup transformer. *Advances in Neural Information Processing Systems*, 35:30599–30611, 2022.
- Tianfei Zhou, Wenguan Wang, Zhiyuan Liang, and Jianbing Shen. Face forensics in the wild. In *Proceedings of the IEEE/CVF conference on computer vision and pattern recognition*, pp. 5778–5788, 2021.
- Ziyin Zhou, Yunpeng Luo, Yuanchen Wu, Ke Sun, Jiayi Ji, Ke Yan, Shouhong Ding, Xiaoshuai Sun, Yunsheng Wu, and Rongrong Ji. Aigi-holmes: Towards explainable and generalizable ai-generated image detection via multimodal large language models. *arXiv preprint arXiv:2507.02664*, 2025.
- Jinguo Zhu, Weiyun Wang, Zhe Chen, Zhaoyang Liu, Shenglong Ye, Lixin Gu, Hao Tian, Yuchen Duan, Weijie Su, Jie Shao, et al. Internvl3: Exploring advanced training and test-time recipes for open-source multimodal models. *arXiv preprint arXiv:2504.10479*, 2025.
- Bojia Zi, Minghao Chang, Jingjing Chen, Xingjun Ma, and Yu-Gang Jiang. Wilddeepfake: A challenging real-world dataset for deepfake detection. In *Proceedings of the 28th ACM international conference on multimedia*, pp. 2382–2390, 2020.

A APPENDIX

A.1 DETAILS OF HYDRAFAKE DATASET

In this section, we provide more details about our HydraFake Dataset. We introduce the dataset from the perspective of training and evaluation protocols.

A.1.1 TRAINING

Real Images. HydraFake dataset contains real images from 8 public datasets. We extract 5 subsets as the training set, containing 3 low-quality subsets and 2 high-quality subsets. The low-quality images include FF++ Rossler et al. (2019), CelebA Liu et al. (2015) and LFW Huang et al. (2008). The high-quality images include FFHQ Karras et al. (2019) and CelebAHQ Karras et al. (2017). This results in 24K real images for training.

Fake Images. In practical scenario, there are abundant fake images for training, while these images have two attributes: (1) the quality of the images varies greatly, and (2) the forgery types are often limited. To mimic such setting, we extract 21 subsets as the training set and strictly control the seen forgeries. We only include face swapping (FS), face reenactment (FR) and entire face generation (EFG) in our training set, leaving various forgery types unseen. Moreover, the deepfake methods in our training set are not the latest, leaving fresh methods in the evaluation.

- **FS:** FF++, BlendFace, FSGAN, SimSwap, FaceDancer, MobileSwap.
- **FR:** FF++, Facevid2vid, Hallo, Hallo2, LivePortrait, AniPortrait, EmoPortrait
- **EFG:** Dall-e 1, StyleGAN, StyleGAN2, VQGAN, Midjourney, Seeprettyface, Stable Cascade, Stable Diffusion XL, Attend-and-Excite.

A.1.2 IN-DOMAIN EVALUATION

For in-domain testing, we select 5 subsets from the training set, and use the unseen identities as the testing samples. Specifically, we make a balance on the image quality and forgery types, choosing a FS dataset FF++ (low-quality), two FR datasets Facevid2vid (low-quality) and Hallo2 (high-quality), and two EFG datasets StyleGAN Karras et al. (2019) (high-quality) and Midjourney (high-quality). For low-quality subsets, the real images are sampled from FF++. For high-quality subsets, the real images are sampled from FFHQ.

A.1.3 CROSS-MODEL EVALUATION

The cross-model testing images come from deepfakes generated using unseen models. While the difficulty varies according to the model architectures. This includes 6 subsets, i.e., Adobe Firefly Adobe (2023), MAGI-1 Sand-AI (2025), Flux1.1 Pro Black Forest Labs (2024), StarryAI AI (2023), Infinity Han et al. (2025) and HART Tang et al. (2024).

Infinity. Infinity is a Bitwise Visual AutoRegressive Model (VAR) capable of generating high-resolution and photorealistic images from textual prompts. Infinity redefines visual autoregressive model under a bitwise token prediction framework with an infinite-vocabulary tokenizer and bitwise self-correction. We reproduce the Infinity-8B model, which is capable of generating 1024×1024 images. The control prompts are generated using Qwen3-32B model, which leverages a template-like sentence, balances between gender and age and avoids any semantic conflicts (e.g., wrinkles on the little girl’s face) with the help of LLM.

HART. Hybrid Autoregressive Transformer (HART) is an autoregressive (AR) visual generation model capable of directly generating 1024×1024 images, rivaling diffusion models in image generation quality. It contains a hybrid image tokenizer to improve the fidelity of the generated images. We reproduce HART model, which is based on Qwen2-VL-1.5B. The textual prompts are consistent with Infinity.

Adobe Firefly. Adobe Firefly is a proprietary suite of multimodal generative AI models developed by Adobe. It is built upon a deeply customized and optimized diffusion model. It exclusively utilizes the Adobe Stock library, open-licensed content, and public domain works, thereby designed




Figure 7: Examples of our self-constructed subsets in HydraFake datasets.

to ensure the commercial viability and mitigate copyright risks of its generated outputs. We collect this subset from WILD Bongini et al. (2025), which is generated using template-like textual prompts.

StarryAI. Starry AI is an advanced generative artificial intelligence model engineered for high-fidelity text-to-image synthesis. Its core architecture integrates a transformer-based encoder for the semantic interpretation of textual prompts with a latent diffusion model for the iterative synthesis of visual content. The model excels at translating complex, abstract descriptions into visually coherent and stylistically nuanced imagery. We collect this subset from WILD Bongini et al. (2025), which is generated using template-like textual prompts.

MAGI-1. MAGI-1 is an autoregressive denoising video generation model (Video AR) generating videos chunk-by-chunk instead of as a whole. It excels in generating high-quality, temporally consistent videos from text or image prompts. With support for large-scale model sizes and long context lengths, it is well-suited for a wide range of creative and generative video applications. We collect this subset from TalkingHeadBench Bongini et al. (2025).

Table 7: Data list of the hierarchical evaluation protocol in HydraFake dataset.

Evaluation Split	Method	Sub-Type	Venue	Data Scale	Resolution
In-Domain	FaceForensics++	FS	ICCV'19	8,960	256 × 256
	Facevid2vid	FR	Arxiv'19	2,000	256 × 256
	Hallo2	FR	ICLR'25	1,660	256 × 256
	StyleGAN	EFG	CVPR'19	600	1024 × 1024
	Midjourney	EFG	None	600	1024 × 1024
Cross-Model	Adobe Firefly	Proprietary	None	600	1024 × 1024
	StarryAI	Proprietary	None	600	1024 × 1024
	Flux1.1 Pro	Customized	None	600	1024 × 1024
	MAGI-1	Video AR	None	1,048	256 × 256
	HART	Image AR	Arxiv'24	4,200	1024 × 1024
Cross-Forgery	Infinity	Image AR	CVPR'25	4,200	1024 × 1024
	StarGANv2	Editing	CVPR'20	2,000	256 × 256
	CodeFormer	Restoration	NIPS'22	1,750	512 × 512
	IC-Light	Relighting	ICLR'25	1,676	1536 × 1536
	FaceAdapter	Generative FS	ECCV'24	300	1024 × 1024
Cross-Domain	PuLID	Personalization	NIPS'24	3,360	1024 × 1024
	InfiniteYou	Personalization	ICCV'25	3,244	1024 × 1024
	Hailuo AI	Commercial	None	1,000	256 × 1536
	Dreamina	Social media	None	952	1024 × 1024
	GPT-4o	Social media	None	630	159 × 1536
Cross-Domain	DeepFaceLab	Classic dataset	PR 2023	3,094	256 × 256
	FFIW	Classic dataset	CVPR'21	6,832	256 × 256
	InfiniteYou-CD	Personalization	ICCV'25	2,960	1024 × 1024

Flux1.1 Pro. Flux1.1 Pro is currently the most advanced model of Flux series, which is introduced by Black Forest Labs. It is designed for fast, high-resolution and realistic text-to-image generation. We collect this subset from WILD Bongini et al. (2025), which is generated using template-like textual prompts.

A.1.4 CROSS-FORGERY EVALUATION

The cross-forgery testing images come from deepfakes generated by unseen forgeries. With the rapid development of generative techniques, novel types of forgery are constantly emerging, such as portrait relighting Zhang et al. (2025b) and IP-preserved personalization Jiang et al. (2025); Guo et al. (2024). To assess the model’s generalization capacities when encountering these emerging deepfake methods, we collect 5 representative forgery methods in our dataset, including face relighting Zhang et al. (2025b), face restoration Zhou et al. (2022), generative face swapping Han et al. (2024), facial attribute editing Choi et al. (2020) and face personalization Jiang et al. (2025); Guo et al. (2024).

Face Relighting. The method is based on IC-Light Zhang et al. (2025b), which is an emerging ability in the generative models and is becoming prevailing. “IC-Light” means “Imposing Consistent Light”, which is capable of adjusting the lighting sources and intensity in the image while keeping the subject highly unchanged. The condition is based on textual prompts. We sampled real images from FFHQ Karras et al. (2019) and reproduced IC-Light to change the lighting condition of these real images. We implemented 10 lighting types (e.g., “sunshine from window”, “soft studio lighting” and “neon light in city”) and 4 lighting sources (i.e., “left”, “right”, “top” and “bottom”). We use multiple seeds for each condition, and then manually filter out those of low quality.

Face Restoration. The method is based on CodeFormer Zhou et al. (2022), which is capable of discovering low-quality (e.g., blurred) natural faces to high-quality counterparts, even when the inputs are severely degraded. It can generate high-quality faces while maintaining the fidelity. In fact, this is a helpful technique that has positive usage in many domains. But considering this can be also used for low-quality deepfake images, we take this as an unseen forgery in our dataset. Specifically, we sampled some low-quality fake images from DF40 Yan et al. (2024d) and TalkingHeadBench Xiong et al. (2025), and then employ CodeFormer to restore them into 512 × 512 images.

Facial Attribute Editing. Facial attribute editing is a common manipulation, involving altering facial attributes such as hairstyle and makeup. In our dataset we leave this type out for testing. We collect images generated by StarGANv2 Choi et al. (2020) from DF40 Yan et al. (2024d).

IP-preserved Face Personalization. IP-preserved face personalization technology enables the generation of synthetic faces that closely retain the distinctive visual attributes of original intellectual property (IP). By producing highly realistic and IP-consistent deepfakes, it can facilitate unauthorized exploitation or impersonation of protected characters and personalities. With the advancement of generative models, face personalization techniques are now capable of maintaining high-fidelity while following complex contextual and subject-specific instructions (e.g., transforming an ID photo into an image of the singer in the bar). We reproduce two timely methods PuLID Guo et al. (2024) and InfiniteYou Jiang et al. (2025). We sample real images from FFHQ as the source images. To enhance the realism and *semantic coherence* of face personalization, we employ Qwen2.5-VL-72B to generate customized prompts for each image.

Generative Face Swapping. The face swapping data in existing datasets are often produced by conventional approaches such as graphics-based methods or GAN models. While nowadays the generative-based methods are capable of generating high-fidelity swapped faces, which are based on Diffusion models. Considering the latest methods such as DreamID Ye et al. (2025) and DynamicFace Wang et al. (2025a) are not open-sourced yet, we implemented FaceAdapter Han et al. (2024), which produces high-quality swapping data. We will keep tracking the advancements in these methods and update our dataset. The source faces are sampled from FFHQ. We manually filter out those low-quality generated images, only maintaining high-fidelity samples.

A.1.5 CROSS-DOMAIN EVALUATION

The “domain” in our dataset mainly refers to *data source*. For instance, the cross-forgery data are generated using in-domain real images from FFHQ, which alters the manipulation methods but keeps the data source unchanged. But for cross-domain testing, the fake images are either generated from unseen real data source or entirely generated by commercial models. And we also crawled fake images from social media, which serves as a challenging cross-domain evaluation. Specifically, our cross-domain testing can be clustered into three types: (1) classic datasets, including DeepFaceLab from DF40 Yan et al. (2024d) and FFIW Dolhansky et al. (2019) which is widely adopted in existing benchmarks. (2) Reproduced deepfakes, including face personalization generated using real images from VFHQ Xie et al. (2022). (3) In-the-wild deepfakes, where we collect data from social media such as Xiaohongshu and TikTok. We retrieved images through the tags of the posts and collected the images generated by GPT-4o Hurst et al. (2024) and Dreamina team (2025a), and cropped out the digital watermarks. We further generate deepfake videos using Hailuo AI team (2025b), and extract 8 frames for each video.

A.2 MORE DISCUSSIONS

Difference between explainable and reasoning deepfake detection. In this part, we formulate different task settings of MLLM-based deepfake detection. Given the input image I , deepfake detection aims to determine its authenticity $\mathcal{Y} \in \{0, 1\}$, where 1 means the image is fake and vice versa. Suppose the input image and query are collectively denoted as q . The sequential outputs of MLLM are denoted as $s = \{s_1, s_2, \dots, s_T\}$, where T is sequence length. The conditional probability of sequence s is written as $P(s|q) = \prod_{t=1}^T P(s_t|q, s_{<t})$.

Recent works Chen et al. (2024b); He et al. (2025) utilize MLLM for explainable deepfake detection, where LLM first generates the answer $s_{\mathcal{A}}$ (e.g., “fake” or “this image is fake”). Then a detailed explanation sequence $s_{\mathcal{E}}$ is generated based on $\{q, s_{\mathcal{A}}\}$ (where $\mathcal{A} \ll \mathcal{E}$). For simplicity, we suppose the answer $s_{\mathcal{A}}$ is in a single word. The process can be decomposed into:

$$P(s|q) = \prod_{t=1}^{\mathcal{A}} P(s_t|q) \cdot \prod_{t=\mathcal{A}+1}^{\mathcal{A}+\mathcal{E}} P(s_t|q, s_{<\mathcal{A}+\mathcal{E}}), \quad (7)$$

where the final decision (i.e., $\prod_{t=1}^{\mathcal{A}} P(s_t|q)$) is solely conditioned on the input image. This is fundamentally similar to the small vision models, where the distributional mapping $f : I \rightarrow \mathcal{Y}$ is estimated directly within a single token, prone to overfitting.

In contrast, we formulate the deepfake detection as a reasoning task. The MLLM first conduct holistic reasoning, denoted as $s_{\mathcal{R}}$, and the final answer is then determined in $s_{\mathcal{A}}$:

$$P(s|q) = \prod_{t=1}^{\mathcal{R}} P(s_t|q, s_{<\mathcal{R}}) \cdot \prod_{t=\mathcal{R}+1}^{\mathcal{R}+\mathcal{A}} P(s_t|q, s_{<\mathcal{R}+\mathcal{A}}), \quad (8)$$

where the final answer (i.e., $\prod_{t=\mathcal{R}+1}^{\mathcal{R}+\mathcal{A}} P(s_t|q, s_{<\mathcal{R}+\mathcal{A}})$) is building on inputs and reasoning process. The mapping is altered into $f' : \mathbf{I} \rightarrow \mathcal{R} \rightarrow \mathcal{Y}$, enabling more comprehensive and adaptive modeling.

Large Reasoning Models. Large Language Models (LLMs) are inherently good reasoners for general tasks. A simple prompt engineering could activate the reasoning behaviors of LLMs Wei et al. (2022); Kojima et al. (2022), which is termed as Chain-of-Thought (CoT). Building on the impressive capabilities of CoT, the community began to explore large-scale and structured reasoning, leading to powerful reasoning models Jaech et al. (2024); Guo et al. (2025a); Xu et al. (2024a) through tailored post-training. For instance, DeepSeek-R1 Guo et al. (2025a) adopts reasoning cold-start followed by Reinforcement Learning with Verifiable Rewards (RLVR) to incentivize the general reasoning capabilities. Inspired by the success of RLVR, recent works Liu et al. (2025); Zhang et al. (2025a) attempt to introduce pure rule-based RL into multimodal domain. However, a recent study Yue et al. (2025) points out that pure RLVR can not introduce novel abilities to base model. We also empirically reveal the suboptimal performance achieved by pure RL. Therefore, we first introduce a high-quality cold-start Liao et al. (2025); Chen et al. (2025a); Team et al. (2025) to internalize the thinking patterns to the base model. Unlike general tasks that require diverse and flexible thinking patterns Zhan et al. (2025), deepfake detection is a well-defined task. Therefore, we establish a unified reasoning framework to facilitate efficient thinking.

A.3 MULTI-STEP ANNOTATION PIPELINE OF SFT DATA

The annotation pipeline is shown in Figure 4. We divide the process into three specialized yet coherent steps:

Step-I: Based on human inspection, we found that most fake images exhibit 2 to 3 types of artifacts, hence we aim to find the two most prominent artifacts. To reduce model bias, we employ an ensemble voting strategy, leveraging Qwen2.5-VL-72B Bai et al. (2025), Kimi-VL-A3B-Thinking Team et al. (2025) and InternVL3-78B Zhu et al. (2025) to sample 5 times individually. Only the answers that receive more than 10 votes are selected, ensuring the reliability of the final results.

Step-II: In this stage, we aim to extract visual details that conform to the identified artifacts. We found that Qwen2.5-VL-72B performs better than GPT-4o Hurst et al. (2024) here, capable of generating detailed and factual responses. This yields concrete explanatory texts, like recent practice Wen et al. (2025); Gao et al. (2025); Zhang et al. (2025c). However, such *plain* explanations lack human-like reasoning logic, which hinders the generalization to OOD samples.

Step-III: To emulate human mindset, we further transform the above explanations into logical chains. We define five “thinking patterns” and instruct the model to rewrite the explanations into different tags strictly based on the original meaning. We observed that large reasoning models are inherently adept at generating highly logical content. Therefore, we use Qwen3-235B-A22B Yang et al. (2025a) for this step, yielding high-quality reasoning data. Finally, the data undergo a filtering process, which involves rule-based filtering and balancing among different forgery types, resulting in 36K training samples for dataset \mathcal{D}_1 .

A.4 MORE EXPERIMENTAL RESULTS

We provide full experimental results for all subsets. To help better understanding the model performance, we report Precision and Recall for each subset, with fake being the positive label.

The in-domain results are shown in Table 8. Effort achieves the best results among previous detectors. It is worth noting that, under the mixed training sources, previous methods even struggle on in-domain datasets, i.e., most methods achieve less than 90% average performance. This is mainly due to the degraded performance on low-resolution datasets such as FF++ and Facevid2vid. We suppose this is a major deficiency in current deepfake detectors, which tend to bias towards image

Table 8: Performance comparison on the **In-Domain (ID)** subset of HydraFake dataset. The best results are **bolded** and the second best are underlined. We report Accuracy (Acc.), Precision (P.) and Recall (R.) and the averaged results (Avg.) are reported in Accuracy.

Method	FaceForensics++			Facevid2vid			Hallo2			StyleGAN			Midjourney			Avg.
	Acc.	P.	R.	Acc.	P.	R.	Acc.	P.	R.	Acc.	P.	R.	Acc.	P.	R.	
F3Net (ECCV'20)	84.5	80.5	90.9	89.6	83.6	98.6	85.0	78.3	97.0	82.5	77.4	91.6	84.8	78.6	95.6	85.3
UniFD (CVPR'23)	73.8	80.4	62.8	81.7	83.2	79.6	77.3	88.8	62.5	94.3	91.5	97.6	86.3	90.6	81.0	82.7
IID (CVPR'23)	83.8	86.6	79.9	92.8	89.5	97.0	79.1	72.2	94.6	80.7	72.1	100.0	80.5	71.9	100.0	83.4
FreqNet (AAAI'24)	52.2	51.2	94.4	54.5	52.3	100.0	71.2	66.7	84.5	77.5	69.8	96.6	78.8	70.8	98.0	66.8
ProDet (NIPS'24)	84.8	82.2	88.8	90.9	84.6	100.0	91.4	89.0	94.4	92.5	88.7	97.3	93.0	88.4	99.0	90.5
NPR (CVPR'24)	59.6	56.5	84.1	66.6	60.5	95.7	74.3	87.2	57.0	88.8	91.7	85.3	88.7	92.9	83.6	75.6
AIDE (ICLR'25)	58.9	58.7	59.6	78.6	70.3	99.0	84.5	92.4	75.2	86.8	93.1	99.0	93.0	92.7	93.3	80.4
Co-SPY (CVPR'25)	71.3	76.0	62.3	89.3	82.9	99.1	82.1	91.6	70.7	95.0	92.2	98.3	94.0	94.0	94.0	86.3
D ³ (CVPR'25)	72.5	70.3	77.8	82.1	74.7	96.9	91.1	91.7	90.3	96.3	94.2	98.6	94.7	91.3	98.6	87.3
Effort (ICML'25)	92.9	94.4	91.2	96.4	94.6	98.4	95.9	95.3	96.5	95.0	97.5	92.3	93.5	96.1	90.6	94.7
Qwen2.5-VL-7B	51.3	93.5	2.8	51.5	94.3	3.3	50.0	50.0	1.1	51.5	80.0	4.0	51.5	76.4	4.3	51.2
InternVL3-8B	55.9	55.5	59.0	53.7	53.6	54.6	56.3	83.8	15.6	52.0	66.6	8.0	52.3	69.4	8.3	54.0
MiMo-VL-7B	56.2	55.3	64.0	62.2	59.4	77.1	60.4	63.9	47.6	66.4	69.3	58.6	73.6	72.0	77.3	63.8
GLM-4.1V-9BThink	58.0	64.0	36.3	59.6	65.6	40.0	54.2	89.6	9.4	56.0	87.5	14.0	54.3	80.9	11.3	56.4
GPT-4o	49.2	20.0	0.5	53.0	84.2	8.0	49.8	33.3	0.5	63.2	100.0	26.5	52.5	91.6	5.5	53.5
Gemini-2.5-Pro	62.0	77.9	33.5	53.2	66.6	13.0	66.0	80.9	42.5	93.9	89.3	100.0	85.8	73.7	76.6	72.2
VERITAS (ours)	90.9	90.2	91.7	96.1	92.7	100.0	99.8	99.6	100.0	99.8	99.6	100.0	100.0	100.0	100.0	97.3

Table 9: Performance comparison on the **Cross-Model (CM)** subset of HydraFake dataset. The best results are **bolded** and the second best are underlined. We report Accuracy (Acc.), Precision (P.) and Recall (R.) and the averaged results (Avg.) are reported in Accuracy.

Method	Adobe Firefly			FLUX1.1Pro			StarryAI			MAGI-1			HART (VAR)			Infinity (VAR)			Avg.
	Acc.	P.	R.	Acc.	P.	R.	Acc.	P.	R.	Acc.	P.	R.	Acc.	P.	R.	Acc.	P.	R.	
F3Net (ECCV'20)	86.7	80.0	97.7	87.8	80.4	100.0	78.6	76.2	83.3	85.0	78.6	96.2	86.0	78.6	99.0	82.9	78.6	90.4	84.5
UniFD (CVPR'23)	90.7	92.9	88.0	93.8	91.7	96.3	82.5	88.8	74.3	73.0	84.7	56.1	94.4	92.2	97.0	90.7	92.8	88.2	87.5
IID (CVPR'23)	83.3	75.0	100.0	82.8	74.4	100.0	80.0	72.1	97.6	80.2	72.6	96.5	81.1	72.6	100.0	82.2	73.7	100.0	81.6
FreqNet (AAAI'24)	60.3	59.5	64.3	76.7	68.4	99.0	59.0	59.1	58.3	69.2	65.5	81.1	77.1	69.4	96.7	75.1	68.7	92.3	69.6
ProDet (NIPS'24)	92.6	88.3	98.3	94.2	89.5	100.0	88.2	88.0	88.3	91.9	87.5	97.7	93.8	89.0	99.8	93.1	88.7	98.6	92.3
NPR (CVPR'24)	68.8	86.0	45.0	91.2	91.5	90.6	59.5	78.8	26.0	82.6	91.9	71.5	91.3	93.1	89.3	84.0	92.6	73.8	79.6
AIDE (ICLR'25)	68.8	85.5	43.3	86.3	91.0	80.6	64.0	86.6	33.0	88.9	93.6	83.6	95.4	94.3	96.6	76.0	91.0	57.7	79.9
Co-SPY (CVPR'25)	93.5	93.6	93.3	95.5	94.1	97.0	85.3	93.4	76.0	93.3	92.2	72.7	96.6	94.5	98.9	95.3	94.1	96.7	93.3
D ³ (CVPR'25)	93.6	90.3	97.7	95.6	92.3	99.6	91.3	92.2	90.3	90.7	90.5	91.0	95.8	92.2	99.9	95.5	93.1	98.3	93.8
Effort (ICML'25)	82.8	97.1	67.6	96.5	96.0	97.0	78.0	94.2	59.6	90.5	96.5	84.1	97.8	97.2	98.5	98.3	97.3	99.4	90.7
Qwen2.5-VL-7B	50.0	50.0	1.3	50.0	50.0	1.3	49.7	0.0	0.0	50.0	50.0	0.9	52.0	83.8	4.9	52.9	87.3	6.8	50.8
InternVL3-8B	54.0	74.0	12.3	49.8	47.3	3.0	49.0	28.5	1.3	56.6	83.5	16.4	55.8	83.1	14.5	57.2	84.5	17.6	53.7
MiMo-VL-7B	74.5	74.7	74.0	77.1	76.7	78.0	82.5	68.0	55.3	60.3	64.0	47.1	82.4	77.9	90.6	81.4	77.2	89.2	76.4
GLM-4.1V-9BThink	55.2	82.9	13.0	52.3	76.9	6.6	50.5	66.6	2.0	51.6	81.5	4.2	68.4	96.1	38.2	60.7	95.5	22.5	56.5
GPT-4o	57.7	96.9	16.0	52.0	83.3	5.0	51.4	85.7	3.0	59.9	80.0	26.4	81.2	92.5	67.9	54.8	87.5	10.6	59.5
Gemini-2.5-Pro	64.9	78.8	41.2	92.4	90.3	94.9	82.8	92.3	72.0	62.5	79.0	34.1	93.4	88.5	100.0	93.2	89.1	98.5	81.5
VERITAS (ours)	94.8	99.6	89.9	99.8	99.6	100.0	97.0	100.0	94.0	99.9	99.8	100.0	99.9	99.8	100.0	99.9	99.8	99.9	98.6

resolutions. Our model achieves better performance, achieving over 99.5% on those high resolution images, while the results on low resolution subsets still have room for improvement.

The cross-model results are shown in Table 9. D³ achieves the best results among previous detectors. Lots of previous methods achieve good performance on cross-model scenarios, with averaged performance greater than 90%, such as D³, ProDet, Co-SPY and Effort. These models show great performance on cross-model data, especially on VAR architectures, achieving over 95% accuracy. Our model demonstrates extraordinary generalization performance on cross-model data, achieving almost 99% accuracy, while the recall capacity on proprietary models (e.g., Adobe Firefly and StarryAI) still has room for improvement.

The cross-forgery results are shown in Table 10. Effort achieves the best performance among previous detectors. The performance of most detectors are limited. For instance, those detectors tailored for deepfake facial images (i.e., IID and ProDet), showing extremely limited recall capacities when encountering facial attribute editing and face relighting. Most methods achieve moderate performance on face restoration and personalization. These results verify that current detectors exhibit limited abilities to generalize unseen forgeries. Besides, it is worth noting that Effort achieve excellent performance on face relighting, greatly surpassing our method. We suppose the reason is that Effort freezes CLIP’s semantic encoder, allowing the model to focus solely on detecting whether an

Table 10: Performance comparison on the **Cross-Forgery (CF)** subset of HydraFake dataset. The best results are **bolded** and the second best are underlined. We report Accuracy (Acc.), Precision (P.) and Recall (R.) and the averaged results (Avg.) are reported in Accuracy.

Method	StarGANv2			IC-Light			CodeFormer			InfiniteYou			PuLID			FaceAdapter			Avg.
	Acc.	P.	R.	Acc.	P.	R.	Acc.	P.	R.	Acc.	P.	R.	Acc.	P.	R.	Acc.	P.	R.	
F3Net (ECCV'20)	41.3	20.7	6.2	48.9	47.9	24.8	71.9	72.8	69.8	84.9	78.2	96.8	85.5	79.5	95.7	72.6	77.5	62.8	67.5
UniFD (CVPR'23)	61.8	81.7	30.4	81.9	89.1	72.6	75.4	88.0	58.7	73.7	87.0	55.6	68.1	83.6	45.1	81.3	90.3	69.6	73.7
IID (CVPR'23)	41.4	32.8	16.6	53.3	54.3	41.0	79.7	72.9	94.4	81.8	73.4	99.6	81.8	73.3	99.9	73.7	68.2	87.1	68.6
FreqNet (AAAI'24)	33.1	11.4	5.0	73.1	67.6	88.9	70.3	66.6	81.5	72.8	67.4	88.3	77.4	69.9	96.2	67.7	64.9	75.0	65.7
ProDet (NIPS'24)	56.3	67.5	24.5	58.6	69.8	34.4	80.8	84.7	75.3	88.1	89.9	85.8	91.0	88.1	94.9	83.3	86.0	79.0	76.4
NPR (CVPR'24)	47.7	23.6	2.1	67.8	85.2	43.2	60.6	78.3	29.3	79.8	99.1	66.0	89.0	92.8	84.5	67.7	84.9	41.9	68.8
AIDE (ICLR'25)	56.7	74.6	20.3	79.2	91.5	64.3	86.1	90.8	80.2	74.2	89.4	55.0	62.4	83.9	30.5	75.7	90.3	56.7	72.4
Co-SPY (CVPR'25)	77.0	91.1	59.9	92.5	93.8	91.0	88.6	90.3	86.5	90.6	93.2	87.5	79.1	89.9	65.5	87.3	88.7	85.4	85.9
D ³ (CVPR'25)	62.4	82.4	31.5	71.6	86.3	51.4	82.9	90.9	73.1	80.0	88.7	68.7	82.4	89.8	73.1	73.7	84.1	57.4	75.5
Effort (ICML'25)	64.7	93.2	31.7	94.8	96.3	93.2	89.7	97.1	81.9	89.5	96.0	82.3	92.9	96.2	89.2	88.0	95.0	80.2	<u>86.6</u>
Qwen2.5-VL-7B	50.5	64.7	2.2	56.7	90.8	15.2	50.7	70.0	2.4	53.6	90.3	8.1	54.5	90.4	10.1	51.6	63.6	4.7	52.9
InternVL3-8B	62.9	87.7	30.0	54.2	77.1	12.0	62.9	86.9	30.5	63.6	92.1	29.7	54.8	80.1	12.7	67.7	96.3	35.8	61.0
MiMo-VL-7B	48.7	47.7	26.2	82.6	76.4	94.3	76.4	75.1	78.9	79.7	76.3	85.7	78.4	75.8	83.5	82.8	79.1	88.3	74.8
GLM-4.1V-9BThink	54.3	89.8	9.7	68.4	94.7	39.0	63.3	95.7	27.8	65.7	96.5	32.6	55.1	87.4	11.9	81.0	97.9	62.8	64.6
GPT-4o	66.4	82.6	41.5	58.9	100.0	18.0	52.5	91.6	5.5	64.4	100.0	29.0	60.9	94.0	23.5	55.5	100.0	10.1	59.8
Gemini-2.5-Pro	73.7	89.7	53.5	83.3	89.7	75.1	87.4	86.0	89.3	85.5	86.2	84.5	84.7	88.4	80.0	85.6	85.3	85.8	83.4
VERITAS (ours)	90.3	99.5	81.0	75.7	99.5	51.5	97.0	98.6	95.3	91.8	98.9	84.5	95.1	99.5	90.6	91.7	98.6	84.6	90.3

Table 11: Performance comparison on the **Cross-Domain (CD)** subset of HydraFake dataset. The best results are **bolded** and the second best are underlined. We report Accuracy (Acc.), Precision (P.) and Recall (R.) and the averaged results (Avg.) are reported in Accuracy.

Method	DeepFaceLab			InfiniteYou-CD			Dreamina			Hailuo AI			GPT-4o			FFIW			Avg.
	Acc.	P.	R.	Acc.	P.	R.	Acc.	P.	R.	Acc.	P.	R.	Acc.	P.	R.	Acc.	P.	R.	
F3Net (ECCV'20)	57.7	54.7	89.1	78.5	72.6	91.6	55.6	55.0	60.9	68.6	63.3	88.6	66.2	63.6	75.5	66.4	64.8	71.4	65.5
UniFD (CVPR'23)	67.4	64.1	79.2	67.3	75.9	50.5	80.5	77.2	86.3	75.2	75.4	74.8	73.3	73.6	72.7	67.5	65.4	74.5	71.9
IID (CVPR'23)	65.2	65.1	65.5	69.9	63.0	95.9	63.8	58.0	99.6	63.3	57.6	100.0	63.8	58.2	97.8	64.2	66.6	56.6	65.0
FreqNet (AAAI'24)	50.6	50.3	98.7	67.0	62.3	85.8	62.1	58.4	83.4	59.3	56.9	76.8	58.3	56.3	73.3	51.2	50.6	95.0	58.1
ProDet (NIPS'24)	58.1	54.6	95.3	82.9	81.3	85.4	71.3	71.3	71.4	75.6	71.2	86.0	66.3	69.9	57.4	74.1	73.0	76.5	71.4
NPR (CVPR'24)	52.6	52.4	56.6	73.0	82.1	58.7	76.6	80.9	69.5	62.3	70.7	42.0	50.2	50.4	20.9	46.0	46.3	50.9	60.1
AIDE (ICLR'25)	59.7	57.5	73.9	67.9	75.2	53.2	49.7	49.4	25.2	58.0	60.6	45.8	51.9	53.0	33.3	59.2	57.3	71.2	57.7
Co-SPY (CVPR'25)	67.6	63.8	81.2	80.0	85.1	72.7	82.5	80.7	85.3	74.0	75.7	70.6	79.5	78.7	80.9	64.3	64.2	64.7	<u>74.7</u>
D ³ (CVPR'25)	69.7	70.0	69.1	74.6	78.8	67.2	78.1	72.2	91.4	70.9	67.7	79.8	80.8	75.1	92.0	64.3	66.0	58.7	73.1
Effort (ICML'25)	64.8	59.1	96.3	82.2	75.4	95.5	61.5	57.6	86.5	66.4	60.1	97.4	53.8	52.9	69.3	74.0	68.3	89.7	67.1
Qwen2.5-VL-7B	50.7	71.7	2.4	53.6	92.8	7.9	80.2	99.4	60.7	67.5	100.0	35.1	52.5	100.0	5.1	50.5	56.1	4.5	59.2
InternVL3-8B	54.4	55.5	44.1	67.1	83.6	42.7	77.1	85.4	65.3	66.5	78.9	45.0	47.4	37.5	7.6	51.8	52.0	45.1	60.7
MiMo-VL-7B	57.7	56.4	68.6	75.6	73.7	79.6	79.4	73.5	91.9	70.7	68.3	76.5	67.7	67.1	69.5	54.9	54.8	56.2	67.7
GLM-4.1V-9BThink	58.7	82.6	22.0	72.7	95.1	47.8	83.7	96.0	70.3	69.2	92.1	42.0	52.0	68.4	8.2	53.9	60.8	21.7	65.0
GPT-4o	49.4	41.7	2.5	62.0	98.0	24.5	90.7	98.8	82.4	73.7	100.0	47.5	58.0	94.4	17.0	52.8	59.3	17.8	64.4
Gemini-2.5-Pro	67.2	72.4	55.6	75.6	88.7	59.0	87.5	89.5	84.9	82.4	95.2	68.2	70.9	96.6	43.2	53.0	67.6	11.5	72.8
VERITAS (ours)	58.6	54.7	100.0	84.1	94.1	72.8	92.3	90.0	95.1	90.2	86.5	95.2	89.2	86.3	93.2	78.5	76.1	83.0	82.2

image has been manipulated, which is critical in detecting relighting where the identities and other semantics are largely unchanged.

The cross-domain results are shown in Table 11. Co-SPY achieves the best results among previous detectors. Most methods including ours achieve degraded performance. Specifically, previous methods almost fail on all cross-domain subsets, while our method still achieves robust performance on in-the-wild forgeries (e.g., 92.3% on Dreamina and 89.2% on GPT-4o). The performance on DeepFaceLab is extremely limited. Different from cross-forgery and cross-model scenarios, the poor performance is due to low Precision. Similar problem also exists in previous detectors. This means those unseen low resolution real images are hard for model to distinguish. Overall, our model strikes great improvements on cross-domain scenarios.

Besides, the zero-shot MLLMs tend to classify facial images into real photographs. Even GPT-4o fails on many cases, exhibiting extremely low recall (i.e., less than 10%). Gemini-2.5-Pro demonstrates strong capacities for deepfake detection, especially on high-resolution images, even beating most fine-tuned specialized detectors. Aggregating the above observations, we can find a intuitive but interesting phenomenon: the MLLM-based detectors (especially reasoning MLLMs) are good at analyzing high-resolution images (typically over 512×512) but fall short on low-resolution counterparts. Once the MLLMs can “see” the image details, they are able to make accurate judgments and provide human-aligned reasoning process. Conversely, small vision models exhibit certain ad-

vantages on low-resolution images, as such data is more suited for distribution modeling. Therefore, a collaborative system of MLLMs and small models could be a promising future direction.

A.5 FULL PROMPT TEMPLATES

In this section, we provide all the prompt templates used in our method. This includes four parts: (1) The prompts for pattern-aware SFT data annotation, which contains three stages as shown in Figure 14, Figure 15 and Figure 16. (2) The prompts for reasoning quality evaluation, which contains score evaluation (Figure 17) and pairwise evaluation (Figure 18). (3) The prompt for generating personalization prompts, as shown in Figure 19. (3) The prompt for reflection quality reward model \mathcal{M} , as shown in Figure 20

A.6 MORE QUALITATIVE RESULTS

We provide more examples of our model’s reasoning outputs. Specifically, our model can perform adaptive pattern-aware reasoning, generating direct and concise analysis for obviously fake images. It can also conduct thorough and holistic analysis for high-fidelity fake images. All the examples except FF++ are from OOD scenarios. It is worth noting that while being trained on pure in-domain facial data, **VERITAS** exhibits promising AIGC analysis abilities, e.g., the infeasible date of birth on ID card (Figure 13) and over-stylized texture of fabric (Figure 12). Such abilities mainly emerges from the combination of MiPO and P-GRPO. As mentioned in our main text, MiPO ensures high-quality rollouts in subsequent stage, which enables more accurate policy updates for online RL. The effective explorations during RL facilitate the deep reasoning capacities.


A.7 ETHICS STATEMENT

All real facial data used in this work are from publicly available academic datasets. The fake images include those from public benchmarks and those generated by our team using generative models or face-swapping techniques. The latter were created only from public or synthetic data, with no unauthorized use of personal images. Our work focuses on improving deepfake detection to combat misinformation, and all data were used strictly for non-commercial, academic purposes.




(Fake Image from FF++)

<fast> At first glance, the image appears to be fake due to noticeable blending boundary. **</fast>**
<reasoning> Upon close inspection, **The skin tone around the eyes is darker than the rest of the face**, indicating a poor blending job. **</reasoning>**
<conclusion> Considering the noticeable blending boundary and skin tone inconsistency, the image is not a real photograph but rather a manipulated one. **</conclusion>**
<answer> fake </answer>



(Fake Image from DF40)

<fast> At first impression, the image appears relatively realistic, making it difficult to ascertain immediate signs indicative of deepfake generation, which calls for a detailed examination. **</fast>**
<planning> **Given the initial semblance of authenticity, I employ a systematic approach to detect potential anomalies.** This involves verifying facial proportions, structure, and identifying subtle artifacts that suggest AI generation. Specifically, I focus on three main areas: checking visual symmetry, analyzing texture and edge details, and assessing physical plausibility, such as lighting and shadow alignment, to accurately determine possible discrepancies. **</planning>**
<reasoning> Starting with facial proportion, the initial alignment of features appears balanced and consistent with typical human proportions, initially masking any potential alterations. However, upon closer inspection, **the alignment of the eyebrows exhibits subtle deviations.** In particular, **the left eyebrow shows a noticeable distortion and maintains an unusual angle**, which doesn't mirror the natural symmetry expected in human faces. Furthermore, the right eye possesses an oval shape that diverges from the more commonly observed almond-shaped eye form, signalling a potential manipulation or blending issue. Additionally, examining the hair texture and its interaction with the background, there is an inconsistency—an overly smooth texture near the edge of the hair compared to a stronger outline for the hairline itself. This presents potential digital processing artifacts, suggesting the hairline may have limitations in maintaining its natural state when integrating AI techniques. Another aspect to consider is the interaction between the subject and the background. The lighting on the subject's face seems generally consistent with the surrounding environment, but **the shadowing around the edges of the face, especially on the left side near the distortion in the eyebrow, feels slightly unnatural.** This might indicate an attempt to digitally consolidate elements from different sources, further pointing toward manipulation. **</reasoning>**
<conclusion> Despite seemingly realistic initial perceptions, the eyebrow distortion, irregular eye shape, and inconsistencies in hair texturing and shadowing collectively suggest AI-generated wave artifacts. These elements, while subtly present, stand out upon careful scrutiny, identifying the image as medium hard to detect AI generation forgery. These anomalies, discernible through detailed evaluation, strongly indicate the use of face-swapping technology, showcasing inherent flaws characteristic of manipulated imagery. **</conclusion>**
<answer> fake </answer>



(Fake Image from DF40, after restoration)


<fast> At first glance, the image presents a reasonably realistic appearance without immediately evident anomalies, necessitating deeper inspection to classify its authenticity. **</fast>**
<planning> **Given the initial realistic impression, a thorough, systematic analysis is required.** The process involves evaluating structural coherence, identifying subtle visual artifacts, and verifying physical feasibility, particularly in the lighting and reflections. This comprehensive approach is necessary to discern the nuances indicative of AI-generated content. **</planning>**
<reasoning> When assessing the structural elements and proportions, they appear harmonious without immediate discrepancies, suggesting an expertly rendered image. Delving into finer details, the texture and coloration raise questions: **there is a subtle color difference between the eyes, particularly noticeable in the iris details on the left eye, where the color seems lighter than the other eye.** This indicates potential blending errors common in digital transformations. Moreover, **the skin on the forehead seems unnaturally smooth**, lacking the typical fine lines or pores found in natural skin, highlighting another area where AI might have attempted to enhance realism but introduced inconsistencies instead. These nuances suggest the image may be a result of AI manipulation. Additionally, the background introduces confusion: the sharpness and brightness of the background elements don't align with the focus and lighting on the face, questioning whether they stem from the same original scene or were artificially inserted to simulate depth. Focusing on the hairline and the surrounding areas, there is a subtle yet noticeable blurring around the edges, an attempt by the AI to blend or separate features unnaturally, often seen in deepfake simulations. These incongruities, while subtle, point toward artificial modification, as they diverge from the consistent clarity typically found in genuine imagery. Furthermore, the shadows and highlights on the face do not always correspond perfectly with the apparent light source near the top left, implying manipulated lighting effects. **</reasoning>**
<reflection> Upon further reflection, there are subtle discrepancies in the interaction between the facial features and the surrounding elements that enhance the impression of digital alteration. The eyes are half-closed, and the reflection in the eyes leaves something to be desired. Usually, a reflection might show the environment or a slight suggestion of the surrounding lighting, but here the reflection appears either overly subtle or implied rather than naturally integrated. This lack of unpredictability could be a testament to AI generation's focus on feature alignment rather than environmental realism. This subtle reflection misalignment might have been overlooked initially but adds to the growing evidence of forgery. **</reflection>**
<conclusion> Overall, despite its initial realistic perception, a deep exploration uncovers subtle discrepancies in color, texture, subtle errors in background integration, and the incongruent lighting effects that cumulatively indicate the likelihood of AI generation. These features—though subtle—are sufficient to classify the image as a high-quality deepfake, reflecting the sophisticated yet flawed synthesis typical of medium-hard to detect forgeries. Thus, while less apparent at first glance, detailed scrutiny reveals the artificial origins. **</conclusion>**
<answer> fake </answer>

Figure 8: Reasoning output of our VERITAS model.



(Real Image from FFHQ)

<fast> The image is likely authentic based on initial observation, showing no obvious signs of manipulation. **</fast>**
<planning> To confirm the authenticity, a structured analysis is conducted in three progressive stages: first checking for visual anomalies, then identifying any subtle AI-generated artifacts, and finally verifying adherence to physical laws. Since no clear abnormalities are present, deeper inspection is necessary to ensure there are no hidden inconsistencies. **</planning>**
<reasoning> The facial structure is natural and symmetrical with consistent proportions and realistic expression, indicating no visible manipulation. Upon closer inspection, the skin texture and edges appear smooth and continuous, with no signs of artificial blending or unnatural blurring. Fine details like skin pores and hair texture are preserved, and the lighting and shadows align with natural illumination. The background matches the subject in style and lighting, and there are no inconsistencies in focus or stylization that would suggest artificial generation. **</reasoning>**
<conclusion> After evaluating multiple layers of evidence, the image shows no signs of manipulation and is consistent with a real photograph. The authenticity is confidently supported by the coherence of facial features, texture, and environmental alignment. **</conclusion>**
<answer> real </answer>



(Fake Image from **Generative Face Swapping**, using FaceAdapter)

<fast> At first glance, the image appears realistic with no glaring anomalies, suggesting a high-quality photograph. **</fast>**
<planning> Given the initial impression of authenticity, a thorough and systematic examination is necessary. This involves checking structural integrity, identifying subtle visual artifacts, and ensuring physical plausibility in terms of lighting, texture, and focus. This multi-layered approach is essential to uncover any hidden signs of AI manipulation. **</planning>**
<reasoning> Upon closer inspection, the facial structure and proportions appear natural, with consistent skin tones and no obvious distortions. The lighting and shadows align well with the background, and the overall composition maintains a realistic appearance. However, subtle inconsistencies begin to emerge: **the hair on the left side shows a strange, almost metallic sheen**, which is not typical of natural hair and suggests digital alteration. Additionally, **the earring on the right side of the face displays an unusual pattern and texture** that deviate from real-world expectations, appearing **more like a digital artifact than a genuine accessory**. The focus on the face is sharp, but the background is slightly blurred, which, while not inherently suspicious, could mask other manipulations. These details, while subtle, raise questions about the image's authenticity. **</reasoning>**
<reflection> Wait a moment--there's another point to consider. The lighting on the face seems consistent, but the way it interacts with the hair and accessories is slightly off. The metallic sheen and the earring's texture don't just look unnatural; they feel like they were added to enhance realism but instead create an uncanny effect. This kind of artifact is often a byproduct of AI generation, where the system struggles to replicate realistic textures and materials. Furthermore, the slight mismatch in focus and texture between the face and the accessories suggests that **different parts of the image might have been generated or altered separately and then composited**. **</reflection>**
<conclusion> While the image initially projects a convincing facade, the metallic hair and abnormal earring texture are telltale signs of AI manipulation. These subtle inconsistencies, combined with the unnatural interaction of lighting and focus, indicate that the image is likely a medium-hard to detect forgery. Despite its realistic appearance, these artifacts betray its artificial origins, confirming it as a product of digital generation. **</conclusion>**
<answer> fake </answer>

Figure 9: Reasoning output of our VERITAS model.



(Real Image from FFHQ)


<fast> At first glance, the image appears highly realistic with no obvious signs of manipulation or artificial generation. **</fast>**
<planning> To confirm its authenticity, we should systematically analyze the image through three progressive layers: first checking for visual structural abnormalities, then inspecting for subtle AI artifacts, and finally verifying adherence to physical laws. This structured approach ensures a thorough and logical evaluation. **</planning>**
<reasoning> The face exhibits consistent skin tone and natural proportions, with symmetric features that conform to typical human biometrics. The expression is coherent, with the eyes matching the subtle cues of a genuine smile. Upon closer inspection, the facial edges are smooth, textures are realistic, and there are no unnatural blurs or missing high-frequency details like fine hair strands or skin pores. The lighting and shadows are consistent, and **the blurred background aligns stylistically and optically with the subject's lighting, indicating a natural depth of field.** There are no implausible makeup effects or stylization that would suggest digital generation. **</reasoning>**
<conclusion> Given the absence of any detectable artifacts across all levels of inspection, the image is best classified as authentic, with all observed traits aligning with those of a real photograph. **</conclusion>**
<answer> real </answer>



(Fake Image from **Face Relighting**, using IC-Light)

<fast> On first inspection, the image appears realistic, but certain aspects seem slightly off, raising a subtle sense of unease about its authenticity. **</fast>**
<planning> Given the lack of immediate and obvious flaws, a thorough examination is necessary. My analysis will focus on assessing the structural integrity of the facial features, checking for inconsistencies in texture and sharpness, and analyzing the physical plausibility of lighting and shadows. This multi-layered approach is vital for identifying any subtle characteristics of AI generation that are not apparent at first glance. **</planning>**
<reasoning> Initially, the facial structure and proportions appear largely consistent with realistic human features, with symmetrical features and a generally natural appearance. However, upon closer inspection, some anomalies become apparent. The nose appears slightly off-center, which disrupts the natural balance expected in a truly symmetrical face, hinting at possible digital manipulation. The eyes, while seemingly natural, exhibit watery reflections that lack the depth seen in real human eyes, suggesting an artificial rendering. **Moving beyond the structural issues, let's examine the brighter parts of the face, particularly around the right cheek and jawline. The skin appears unnaturally smooth and slightly blurred,** creating a contrast with the sharper details of the hair around the face. This inconsistency in sharpness, where the hair is clearly defined while the skin lacks clarity, is common in AI-generated images and indicates possible blending errors during generation. Furthermore, **the shadows cast by the hair on the subject's forehead and neck seem too soft** and less defined than the hair's clarity relative to the face. These shadows should naturally match the strength and angle of the light source effecting the subject, but their inconsistency suggests poor modeling or rendering by the AI. Observing the overall lighting, there is a noticeable **lack of realistic shadow definition and depth when the lighting should naturally create more pronounced contrasts given the intensity of the shadow play.** The lighting gives the face a somewhat painted or airbrushed appearance, as if the AI tried to replicate the softness of impressionist painting rather than capture the nuanced, natural shadows and highlights of real photography. Moreover, the setting and background, while seemingly consistent in tone and ambient lighting, also carry a slightly artificial aura that matches the subtle anomalies in facial features. This uniformity might be too perfect, hinting at a digitally integrated setting rather than a natural capture. The overall image feels a bit too harmonious, reinforcing the possibility of digital synthesis. **</reasoning>**
<conclusion> Despite an initially convincing facade, the mismatched symmetry of facial features, the unnatural clarity and blur discrepancies, and inconsistent lighting and shadow modeling reveal the image's AI-generated origins. While these signs are not immediately obvious, the accumulation of these subtle anomalies strongly indicates that the image is a sophisticated but nonetheless artificially generated forgery. These findings confirm the image as medium hard to detect due to the subtlety of its artifacts, requiring careful observation and analysis to uncover its true nature. **</conclusion>**
<answer> fake </answer>

Figure 10: Reasoning output of our VERITAS model.



(Real Image from FFHQ)

<fast> At first glance, the image appears authentic, with natural facial features and consistent lighting. **</fast>**
<planning> Given the lack of immediate anomalies, a structured inspection is planned across three progressive levels: first checking for visible structural issues, then searching for subtle synthetic artifacts, and finally evaluating physical plausibility to ensure no hidden inconsistencies exist. **</planning>**
<reasoning> The facial structure is well-proportioned and symmetrical, with natural expressions and uniform skin tone, showing no signs of artificial manipulation. Upon closer inspection, the edges, textures, and transitions are smooth and realistic, with no signs of digital artifacts such as blurring or missing high-frequency detail. Even under deeper scrutiny, the lighting, shadows, and depth of field behave as expected in a real-world scenario, with no violations of physical laws or contextual mismatches. **</reasoning>**
<conclusion> All levels of analysis confirm the image is authentic, with no indications of synthetic generation or manipulation. It aligns with the characteristics of a high-quality, real-world photograph. **</conclusion>**
<answer> real </answer>



(Fake Image from **Face Personalization**), using InfiniteYou

<fast> At first glance, the image appears highly realistic, capturing an individual comfortably positioned in what seems to be a natural and coherent environment. **</fast>**
<planning> Given the absence of obvious anomalies, a thorough and systematic analysis is necessary. My approach involves examining structural consistency, searching for subtle generator-induced artifacts, and verifying the physical plausibility of elements—particularly lighting, reflections, and textures. This three-tiered inspection will aid in uncovering potential signs of manipulation that are not initially evident. **</planning>**
<reasoning> Upon close examination, the lighting on the face initially appears consistent, as it aligns with the ambient conditions of the surrounding setting. However, the reflection on the glasses raises suspicion. The reflection captures an image within an image—a characteristic typically achievable only through a camera lens and not through human facial features. This suggests that the reflection was artificially imposed onto the glasses, indicating potential deepfake manipulation. Additionally, the way the glasses interact with light appears slightly over-emphasized, possessing a sheen that is stronger than could be naturally expected for the material used in the lenses and frame. Furthermore, the skin texture around the cheeks and chin appears unnaturally smooth. Facial skin, particularly in high-resolution images, manifests micro-variations in texture due to natural pore structure and imperfections, which are visibly absent here. This smoothness, while subtle, hints at digital smoothing often employed to create a more aesthetically pleasing but artificially constructed appearance. Close scrutiny of the clothing texture also reveals inconsistencies—rarely is denim fabric rendered such that it is entirely uniform and seemingly airbrushed, which calls into question whether the fabric is genuinely captured or digitally imposed. **</reasoning>**
<reflection> But wait, there's more to consider: the coherence between the subject and the background requires attention to perspective and depth. The clarity of the person is unusually high, yet it appears slightly exaggerated. Usually, in a casual indoor setting like this, there would be multiple planes of focus to add to the three-dimensional realism, such as a slight blur to the background or slight distortion at the edges of perspective frames. In this image, the focus is unnaturally sharp despite the supposed ambient lighting, presenting an optical clarity commonly used in manipulated images where the subject is meant to stand out unnaturally from the setting. This strategic focus discrepancy likely serves to highlight the subject's face, drawing attention away from the inconsistencies. **</reflection>**
<conclusion> Despite an impression of authenticity at first glance, the abnormal reflections, extreme smoothing of the facial area, and subtle signs in fabric textures provide compelling evidence of AI generation. The image is convincingly realistic but subtly uncanny under detailed scrutiny. These nuanced artifacts reveal its digital fabrication, subtly illustrating how advanced AI techniques are capable of creating deepfakes that require sophisticated examination to identify. Thus, the image serves as an exemplar of medium-hard to detect forgery—a regular photograph that cleverly masks its artificial origins behind strong realism. **</conclusion>**
<answer> fake </answer>

Figure 11: Reasoning output of our VERITAS model.



(Fake Image generated by VAR, using Infinity)

<fast> At first glance, the image looks convincingly realistic, displaying no apparent signs of forgery based purely on presentation. **</fast>**

<planning> Given this impression, a systematic examination is essential to identify potential evidence of AI-generation. My approach divides the analysis into three key areas: first, verifying structural realism including proportions and alignment; second, inspecting for subtle visual anomalies like edge definition and skin texture inconsistencies; and lastly, evaluating adherence to realistic lighting and environmental effects, both foreground and background. This comprehensive strategy helps pinpoint discrepancies that might be missed with a cursory inspection. **</planning>**

<reasoning> Observing the structural elements, **I notice the lighting conditions provide a viewpoint challenge—especially the striking intensity from the sunset**, which is visually arresting but physically implausible. This lighting dramatically shadows most of the subject's face, excluding any subtle gradations across the facial planes. Realistically, such lighting would create a variance in shadows and highlights that reflect the angle and placement of the light source accurately, yet here, there's a homogeneity within the shadow that feels artificially imposed, suggesting digital manipulation.


Moving to closer details, **the angle of the hair strands near the forehead is inconsistent**. The way light weaves through and between the strands is unnaturally precise, causing them to appear levitatively placed rather than naturally integrated with the head. The hair parting, while elegantly designed, lacks the gentle uncertainty typically seen when light falls over hair strands in a photograph—instead it appears cut rather than flowing. Such precision in grain and texture often suggests digital rendering rather than an unmediated capture of light and shadow.

Additionally, **the blurriness around the background elements, especially behind the suit collar, is unusually smooth**, which seems exaggerated to reduce focus disparity and possibly distract from deficiencies in detail. This suggests technical anomalies common in generated imagery where background elements do not align accurately with realistic depth of field. **</reasoning>**

<reflection> Upon re-evaluating the image again, my attention is drawn to the suit fabric, which is excessively defined with sharpness, resonating a sense of triumph, while the way it drapes over the shoulders and the creases is unnaturally perfect. In an actual photograph, it might possess some imperfections or subtle distortions due to actual body movement, which are absent here, suggesting an artificial resolution map. This combined with the harmonized lighting—although visually pleasing—can be indicative of **tooling typically managed by advanced AI algorithms, trying to mimic realism beyond human capability**. **</reflection>**

<conclusion> Despite a strong initial depiction of realism in texture and clothing detail, the lighting's implausibility, hair angle irregularities, and background blur together betray the image as AI-generated. These subtle discrepancies, infrequent in everyday photographic capture, point to the image being medium-hard to detect counterfeit, requiring deeper scrutiny to reveal its likely synthetic origins. Analysis like this underlines the importance of a meticulous inspection method for uncovering hidden deepfake artifacts effectively. **</conclusion>**

<answer> fake </answer>



(Fake Image in the wild, using Dreamina)

<fast> Initially, the image appears quite realistic, with a composition that adheres to natural proportions and fitting colors, necessitating a deeper inspection to uncover its true nature. **</fast>**

<planning> Since the initial examination does not suggest any obvious abnormalities, a structured forensic analysis is required. This approach involves moving through the elements step-by-step, starting from identifying structural coherence, checking for subtle visual artifacts, and examining the image for adherence to real-world physics, starting with textures, lighting, and color consistency. This layered analysis will help detect the subtle indications of a deepfake. **</planning>**

<reasoning> Upon inspecting the image further, the initial mention plays out well in terms of facial alignment and proportions, which aligns with typical human alignments, yet offers no immediate conflict. Switching focus to the textures and details of the costume reveals a conspicuous issue: the portions of the costume extending over the right shoulder present an unnatural, undefined texture. **The costume is described as colorful and fabric-like, yet these portions lack typical textile characteristics, appearing instead as amorphous blobs of color with no evident border or stitching**. This is a clear deviation from genuine textile patterns, indicating AI-generated artifacts often resultant from surface texture synthesis errors. Furthermore, **the costume displays an overemphasized level of saturation and sharpness, with exaggerated color contrasts that defy realistic fabric photography**, common in AI-generated images aiming for exuberant detail. The lighting on the costume is also particularly uneven; the vibrant colors of the costume clash with the flat tone of the intensely red background, disrupting logical shadow casting, an indication of artificial overlay. Additionally, the surreal aesthetic of the clothing hints at a stylized rendering typical in AI-generated outputs rather than a real-world photo capture. **</reasoning>**

<reflection> On reflecting further, it becomes evident that the costume does not blend into plausible three-dimensional space, displaying exaggerated, bright regions that lack realistic depth and shading. The entire ensemble exudes an **almost "too perfect" or gaudy aesthetic, almost like a child's drawing**, which raises suspicion about its authenticity. Such exaggerated color saturation and surface texture inconsistencies are critical indicators that the image might be AI-generated. Despite the image's initial realistic facade, the elements betray any semblance of a natural photograph, pointing to AI involvement in rendering these costume details. Such discrepancies are clarifying indicators of deepfake manipulation, requiring close scrutiny to discern. **</reflection>**

<conclusion> Despite the meticulous attention to realistic proportions and initial color harmony, the costume's unnatural texture, disproportionate saturation, and unrealistic lighting clearly signpost it as AI-generated. These issues, especially prominent within the costume details, defiantly announce its artificial manipulation. Thus, the image, inherently deceptive at first glance, reveals upon comprehensive analysis its technological origins, confirming its deepfake nature and characterizing it as 'medium hard to detect' due to the sophisticated presentation initially masks its forged elements. **</conclusion>**


<answer> fake </answer>

Figure 12: Reasoning output of our VERITAS model.



(Fake Image **in the wild**, generated by GPT-4o)

<fast> At first glance, the image appears convincingly real, with no immediate signs of forgery. **</fast>**
<planning> Given the initial impression of authenticity, a systematic and detailed inspection is necessary. This involves evaluating structural coherence, searching for subtle artifacts that may indicate AI generation, and verifying the physical plausibility of elements such as lighting, texture, and proportions. This multi-layered approach is essential to uncover any hidden inconsistencies that are not immediately apparent. **</planning>**
<reasoning> Upon closer inspection, the facial features and proportions seem consistent with a real human face, showing no obvious structural distortions. However, when analyzing the details on the Singapore Citizen card, there are some inconsistencies. The **date of birth on the card reads "04 09 1884,"** which is not only invalid due to the day being too large but also historically implausible, as **Singapore did not exist as a sovereign state in 1884.** This suggests a manipulation or error in the generation process. Additionally, the skin tone of the face differs slightly from the skin tone on the card. The lighting on the face appears slightly off, with shadows that don't align perfectly with the apparent light source, suggesting possible digital alteration. The texture of the skin on the card is also unusually smooth compared to the natural texture of the face, which could be a result of AI smoothing techniques used in generation. **</reasoning>**
<reflection> Wait a moment—there's another point to consider. The background is unusually plain and lacks the depth of field typically seen in real photographs, which might be an oversight in the image generation process. **</reflection>**
<conclusion> Despite the image's initial convincing realism, the inconsistencies in the date of birth, skin tone mismatch, lighting discrepancies, and unnatural hand positioning collectively suggest that the image is AI-generated. These elements, while not immediately obvious, reveal the image's artificial nature upon detailed scrutiny, confirming it as a medium-hard to detect forgery. **</conclusion>**
<answer> fake </answer>



(Fake Image **in the wild**, generated by GPT-4o)

<fast> At first glance, the image appears unusually distorted and does not conform to realistic facial feature expectations, suggesting it could be AI-generated. **</fast>**
<planning> **Given the extreme blurriness** and odd shape, **a structured analysis is necessary.** I'll begin with an assessment of overall structural integrity, move to subtle synthesis of feature consistency, and ensure all elements align within expected physical and geometrical constraints. Due to the image's poor resolution, even minor details may be misleading, demanding careful scrutiny to distinguish genuine artifacts from image corruption. **</planning>**
<reasoning> The face shape is severely distorted and lacks typical human facial characteristics—no discernible structure of the eyes, nose, or mouth is evident, indicating likely artificial generation. The basic outline resembling a face seems off, with proportions that appear artificial. This misalignment strongly suggests manipulation. Furthermore, **the background elements, like the structure with text and plants, lack clear definition in comparison to the face,** raising suspicion that the face was digitally altered to seem integral to the scene, though it does not visually reconcile with the expected geometry of human features. The lighting and focus discrepancies across the image underline inconsistencies typical of AI errors, **as the face is both blurred and maintains unclear outlines simultaneously,** which is physically implausible. Upon close inspection, there are no textures or details that should be present in a high-quality photograph, an apparent shortcoming often linked with deepfake generation. Additionally, the **entire image shares an overall blurriness, potentially hinting at an attempt to mask imperfections,** thus further suggesting the face is not naturally part of this setting. Further reflections on lighting suggest the shadows do not align with any feasible light source, deepening the suspicion of digital alteration. This lighting inconsistency, while subtle, is vital in identifying the strangeness of deepfake nuances, reinforcing other signs of forgery. **</reasoning>**
<conclusion> Given the severe distortion, lack of recognizable features, and lighting inconsistencies, this image exhibits clear signs of being AI-generated. These issues, coupled with background mismatches and the odd coherence between elements, confirm it as a case of digital manipulation, despite the attempt to blend naturally. Thus, it is confidently assignable as fake, showcasing typical hallmarks of medium-hard deception challenges that become evident through detailed analysis. **</conclusion>**
<answer> fake </answer>

Figure 13: Reasoning output of our VERITAS model.

Pattern-aware SFT Data Annotation (Stage-1 Prompt)

`{real image} {fake image}`
You are given two images:
1. A real face image captured by real-world camera.
2. A fake face image generated by AI, using `{Forgery Type and Explanation}`.

Please compare them visually and select **two most noticeable abnormalities** that best indicate the second image is fake.

Choose from the following list:

1. Color Difference
Inconsistent skin tone between facial regions (e.g., skin tone mismatches in face-swapped regions).

2. Structure Abnormal
The structures of facial features (e.g., eyes, nose, eyebrows, mouth) are distorted or asymmetric, which do not conform to the biometric patterns found in real human faces.

...

14. Abnormal Optical Focus Discrepancy
Entirely generated faces sometimes fail to simulate natural camera optics, exhibiting simultaneous sharpness in geometrically incompatible depth planes or abrupt defocus transitions violating optical distance gradients.

Return only your selected clues, exactly as listed, separated by “ , ”.
Please strictly follow the format.

Figure 14: Prompt for SFT data annotation (Stage 1: anomalies identification).

Pattern-aware SFT Data Annotation (Stage-2 Prompt)

{ image }

Background Information

A fake face image generated by AI has multiple possible artifacts. Generally, these can be divided into three categories.

1. **Visual Structural Abnormalities:** Obvious abnormalities that can be clearly perceived visually, typically including the following types:

1.1 Color Difference

Inconsistent skin tone between facial regions (e.g., skin tone mismatches in face-swapped regions).

...

2. **Subtle Artifacts from Generator:** Subtle artifacts introduced by generators that require more careful observation, typically including the following types:

2.1 Edge Abnormal

Artificially sharp or jagged facial contours/edges, which are inconsistent with natural soft transitions.

...

3. **Violation of Physical Laws:** Implicit artifacts that require deeper observation and thinking, connecting visual clues with common knowledge. This typically includes the following types:

3.1 Non-physically Plausible Lighting and shadow

Inconsistent light/shadow directions across facial regions or light/shadow that violate physical illumination laws.

...

Preliminary Observation

The given image is a fake image generated by {Forgery Type and Explanation}. After careful inspection, we conclude two most noticeable abnormalities that indicate the image is fake:

{Stage-1 Results}

Task Definition

Your task is to examine the given image, then:

1. Give your initial judgement of the authenticity of the image:

- Do not use any priori information provided above
- If you think it is hard to make a judgment, you can point this out faithfully

2. Extract **meticulous visual facts** that mainly conform to above two abnormalities. Specifically:

- Take a careful examination of the given image.
- Perform step-by-step forensics analysis according to the above three progressive categories.

3. Draw a comprehensive conclusion based on your findings.

Keep your answer detailed and factual.

Figure 15: Prompt for SFT data annotation (Stage 2: visual facts forensics).

Pattern-aware SFT Data Annotation (Stage-3 Prompt)

Your task is to convert the given information into **logical chain-of-thought (CoT)**. The length and complexity should be conditioned on the given information.

Extracted Evidence

The following information is the explanation to the artifacts of a fake image generated by AI. Specifically, we partition the explanation into three parts:

1. Initial Judgement

We have required previous model truthfully give the judgment at a first glance. If the image has obvious artifacts, it will generate certain judgment. Otherwise, it will need further inspection.

The initial judgement of current sample is as follows:

{Initial Judgement from Stage-2}

2. Detailed Evidence

We cluster the possible artifacts into three progressive groups and then require previous model to conduct point-by-point forensic analysis. The extracted evidence of current sample is as follows:

{Forensics Analysis from Stage-2}

3. Conclusion

Generally, for some ambiguous samples, we need to make a comprehensive judgement based on different aspects. Therefore, we require previous model to draw a comprehensive conclusion based on the extracted evidence.

The conclusion of current sample is as follows:

{Conclusion from Stage-2}

Task Definition

Your task is to convert the given information into logical Chain-of-Thought (CoT).

You are not given the image, and you should keep faithful to the above information.

You can **flexibly** decide whether to perform Long-CoT or Short-CoT, based on the sample's difficulty.

- Long-CoT: Hard samples need to generate comprehensive and **logical** reasoning content. Often follow a **structured pattern**: Fast Judgement (<fast>) - Problem Planning (<planning>) - Evidence Collection (<reasoning>) - Conclusion (<conclusion>)
- Short-CoT: Medium and easy samples need to generate brief yet **critical** reasoning content. Often follow a **structured pattern**: Fast Judgement (<fast>) - Evidence Collection (<reasoning>) - Conclusion (<conclusion>)

The following guidance is only useful when you need it:

- For “Problem Planning”, you should analyze the current state and draw a progressive and reasonable plan
- For “Evidence Collection”, you should convert the given evidence into logical and coherent content. Do not mechanically perform step-by-step analysis using conjunctions like “first” and “next”. Instead, make your reasoning smooth and natural
- If you suppose the current sample is extremely hard, you can insert “Self-Reflection” pattern before “Conclusion”: You can smartly move some hard-to-detect artifacts from “Evidence Collection” into this part. Use natural conjunctions like “However”, “But wait”, etc. Enclose in <reflection> tags. The reflective content is not a “restatement” but discovering something new that you have not considered before, which should be coherent with your previous reasoning content
- For “Conclusion”, you should draw a comprehensive conclusion finally

Figure 16: Prompt for SFT data annotation (Stage 3: thinking patterns injection). We remove the {difficulty} tags in our final data.

Reasoning quality (Score evaluation)

You are a helpful assistant proficient in analyzing vision reasoning problems.

Instruction: Please examine the provided image attentively and serve as an unbiased judge in assessing the quality of the response from an AI assistants regarding the instruction. You will receive a single response from the assistant to user's instruction.

Noticement: Your assessment should identify whether the assistant effectively adheres to the user's instructions and addresses the user's inquiry.

In your evaluation, weigh factors such as preciseness, comprehensiveness, clarity, creativity, and the granularity of the responses.

Do not allow the length of the responses to influence your evaluation.

Do not favor certain names or positions of the assistants. Be as objective as possible.

Criteria:

Use scores to show the quality of the response. Here is the detailed scoring rubric for evaluating the quality of responses from AI assistants:

Incorrect (1): The answer is incorrect (e.g., predicting real for the fake image), the score should be 1.

Poor (2): The response fails to address the query effectively. Although the answer is correct, the reasoning process is vague and repetitive. Creativity and granularity are absent or poorly executed.

Average (3): The response shows superficial analysis of the given image. It lacks depth in creativity and granularity. The reasoning process is not detailed.

Good (4): The response is well-aligned with the given image, demonstrating a high degree of preciseness and comprehensiveness. It shows creativity and a nuanced understanding of the topic, with a detailed granularity that enhances the response quality.

Excellent (5): The response shows great preciseness, comprehensiveness, creativity, and granularity. It provides an insightful, detailed, and thorough answer, indicating a deep and nuanced understanding of the user's inquiry.

Desired Output Format:

Present your verdict in a JSON format, with the key 'analysis' for a short reason of your judgement and the key 'judgment' to indicate your decision: use "[1]", "[2]", "[3]", "[4]", "[5]" to indicate your evaluate score.

Question:

{image} This is a {Ground Truth} image. The following are the user's query and the model's output.

[The Start of User Instruction]

Please determine the authenticity of this image.

[The End of User Instruction]

[The Start of Assistant's Answer]

{Model's Reasoning Output}

[The End of Assistant's Answer]

Figure 17: Prompt for reasoning quality evaluation (Score evaluation).

Reasoning quality (Pairwise evaluation)

You are a helpful assistant proficient in analyzing vision reasoning problems.

Instruction:

Please examine the provided image attentively and serve as an unbiased judge in assessing the quality of responses from two AI assistants regarding the user's question shown beneath the image.

Noticement:

Your assessment should identify the assistant that more effectively adheres to the user's instruction and provides more detailed, more precise and high-quality reasoning.

In your evaluation, weigh factors such as preciseness, comprehensiveness, clarity, creativity, and the granularity of the responses.

Avoid any position biases and ensure that the order in which the responses were presented does not influence your decision.

Do not allow the length of the responses to influence your evaluation.

Do not favor certain names of the assistants. Be as objective as possible.

Desired Output Format:

Present your verdict in a JSON format, with the key 'analysis' for a short reason of your judgement and the key 'judgment' to indicate your decision: use "[A]" if assistant A prevails, "[B]" if assistant B does, and "[C]" for a tie.

Question:

{image} This is a {Ground Truth} image. The following are the user's query and the model's output.

[The Start of User Instruction]

Please determine the authenticity of this image.

[The End of User Instruction]

[The Start of Assistant A's Answer]

{Model A's Reasoning Output}

[The End of Assistant A's Answer]

[The Start of Assistant B's Answer]

{Model B's Reasoning Output}

[The End of Assistant B's Answer]

Figure 18: Prompt for reasoning quality evaluation (Pairwise evaluation).

Generation of Personalization Prompts

{image}

Your task is to create customized prompts for the input image to fool deepfake detectors.

Requirements

1. Tailor the prompt based on the specific input image. Change the context. For example, "Old man with beard", "a chef in a bustling kitchen, exuding expertise and dedication", "beautiful bride, traditional, attire, floral braid, sequin headdress, orchid backdrop, pastels", etc.
2. Keep the prompt concise and effective.
3. Avoid using any obscure words.

Figure 19: Input for generating customized personalization prompts.

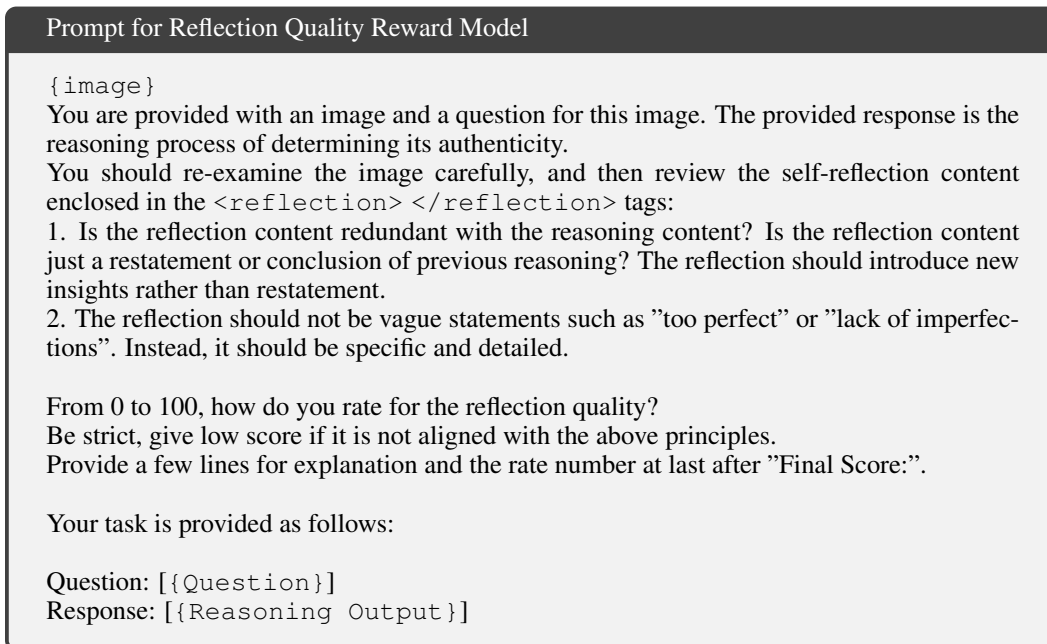


Figure 20: Prompt for Reflection Quality Reward model (UnifiedReward-Qwen-3B).