

EmoCAST: Emotional Talking Portrait via Emotive Text Description

Yiguo Jiang¹, Xiaodong Cun^{2*}, Yong Zhang³,
Yudian Zheng¹, Fan Tang⁴, Chi-Man Pun^{1*}

¹University of Macau, ²GVC Lab, Great Bay University, ³Meituan, ⁴ICT-CAS

Project Page: <https://github.com/GVCLab/EmoCAST>




Figure 1: We introduce EmoCAST, a novel diffusion-based emotional talking head system for in-the-wild images that incorporates flexible and customizable emotive text prompts, as shown in the example.

Abstract

Emotional talking head synthesis aims to generate talking portrait videos with vivid expressions. Existing methods still exhibit limitations in control flexibility, motion naturalness, and expression quality. Moreover, currently available datasets are primarily collected in lab settings, further exacerbating these shortcomings. Consequently, these limitations substantially hinder practical applications in real-world scenarios. To address these challenges, we propose EmoCAST, a diffusion-based framework with two key modules for precise text-driven emotional synthesis. In appearance modeling, emotional prompts are integrated through a text-guided decoupled emotive module, enhancing the spatial knowledge to improve emotion comprehension. To improve the relationship between audio and emotion, we introduce an emotive audio attention module to capture the interplay between controlled emotion and driving audio, generating emotion-aware features to guide more precise facial motion synthesis. Additionally, we construct an emotional talking head dataset with comprehensive emotive text descriptions to optimize the framework’s performance. Based on the proposed dataset, we propose an emotion-aware sampling training strategy and a progressive functional training strategy that further improve the model’s ability to capture nuanced expressive features and achieve accurate lip-synchronization. Overall, EmoCAST achieves state-of-the-art performance in generat-

ing realistic, emotionally expressive, and audio-synchronized talking-head videos.

1 Introduction

Generating vivid talking avatars has garnered significant attention in recent years. This technology offers diverse applications across multiple fields, including video content creation, animation production, digital humans, virtual reality, and human-machine interaction (Bozkurt et al. 2023; Zhou et al. 2020; Shen et al. 2023; Tian et al. 2025). Previous works (Prajwal et al. 2020; Cheng et al. 2022; Guan et al. 2023; Zhang et al. 2023; Stypulkowski et al. 2024; Xu et al. 2024) have primarily concentrated on audio-lip synchronization in generated talking-head videos, ignoring the accompanying emotions, which play a critical role for human beings.

Some recent methods (Wang et al. 2020; Ji et al. 2022; Ma et al. 2023a; Wang et al. 2023; Gan et al. 2023; Zhong et al. 2024; Ma et al. 2025; Wang et al. 2025; Ma et al. 2023b; Tan et al. 2025) have shifted their focus to emotion control in talking portrait generation, aiming to produce expressive and emotionally rich talking heads. Early approaches utilize emotion labels to regulate expression categories in the generated talking videos (Wang et al. 2020; Ji et al. 2021; Gan et al. 2023; Xia et al. 2024), while others extract expression

information directly from an emotional expression video template (Ji et al. 2022; Ma et al. 2023a; Wang et al. 2023; Ma et al. 2023b). Nonetheless, these methods frequently encounter limitations in flexibility and controllability via the label or the reference video. Besides, since the emotional videos are hard to capture, existing emotional talking head generation datasets are still limited to the laboratory environment with restricted sample sizes and identities.

To address these challenges, we propose a novel diffusion-based framework for emotional talking head generation that leverages natural language for emotion control, which enhances its applicability in real-world scenarios. To achieve precise text-controlled emotional synthesis, our framework incorporates two key components: a text-guided decoupled emotive module and an emotive audio attention module. First, we design the text-guided decoupled emotive module to learn accurate alignment between the emotional facial features and the corresponding textual prompts in appearance modeling through a decoupled cross-attention mechanism. Beyond investigating the interaction between emotion and facial features, the relationship between emotional features and audio signals requires systematic exploration. To achieve effective feature alignment between emotional and audio modalities, we develop an emotive audio attention module for the relationship between the audio and the emotive text on the facial region.

Furthermore, we construct an emotional talking head dataset annotated with comprehensive emotive text descriptions with two advanced training strategies. First, during expression learning training, instead of using images from the same emotional video as a reference, we select neutral expression images of the same identity. This method significantly enhances the model’s ability to capture subtle emotional nuances. Besides, a progressive functional training strategy is proposed to jointly utilize the neutral talking face dataset and emotional ones, progressively improving the model’s generalization capacity, expression accuracy, and lip-synchronization. The experimental results indicate that the proposed method achieves state-of-the-art performance in generating realistic emotional talking head videos.

Overall, our main contributions are summarized as:

- We present EmoCAST, a novel framework for emotional talking portrait generation that integrates user-friendly emotional text prompts for lifelike expressions.
- To integrate emotion control, we develop two specific modules: a text-guided decoupled emotive module that aligns facial features with textual prompts while preserving identity, and an emotive audio attention module to model the relationship between controlled emotion and driving speech.
- A in-the-wild emotional talking head dataset with comprehensive textual descriptions is proposed with two advanced training strategies: an emotion-aware sampling strategy and a progressive functional training strategy.
- Extensive experimental results validate the efficacy of our proposed method in generating highly natural and emotionally expressive talking portraits that are synchronized with the driving audio.

2 Related Work

Audio-Driven Talking Portrait Generation. Audio-driven talking portrait generation aims to create realistic talking head videos synchronized with corresponding speech. Recently, some deep learning-based methods (Zhou et al. 2020; Zhang et al. 2023; Ma et al. 2023a; Wei, Yang, and Wang 2024; Chen et al. 2025; Xu et al. 2024; Cui et al. 2024a) have significantly advanced this domain. MakeItTalk (Zhou et al. 2020) predicts facial landmarks using disentangled audio content and speaker information. SadTalker (Zhang et al. 2023) focuses on separately learning the expression and pose coefficients of a 3D Morphable Model. EchoMimic (Chen et al. 2025) utilizes audio input and facial landmark to synthesize high-quality talking head videos. Hallo (Xu et al. 2024) employs a hierarchical audio-driven visual synthesis module to improve the precision of audio-visual alignment. Hallo2 (Cui et al. 2024a) incorporates textual information into the model as a control condition.

Emotional Audio-Driven Talking Portrait. Emotion significantly enhances the vividness and expressiveness of facial animation, thereby profoundly influencing the realism of generated talking portraits. Recently, some audio-driven talking head generation methods have focused on emotion control (Wang et al. 2020; Ji et al. 2022; Wang et al. 2023; Gan et al. 2023; Ma et al. 2023b, 2025; Wang et al. 2025; He et al. 2024; Tan et al. 2025). EAMM (Ji et al. 2022) extracts dynamic emotion patterns from a driven video and applies these transferable patterns to generate emotion-consistent talking heads. PD-FGC (Wang et al. 2023) employs disentangled latent representations to capture facial motion and subsequently inputs these latent representations into an image generator to synthesize talking heads. EAT (Gan et al. 2023) achieves emotion control through parameter-efficient adaptation of a pretrained emotion-agnostic talking head model. EDTalk (Tan et al. 2025) achieves effective emotion control by modeling expressions, mouth movements, and poses within three disentangled latent spaces.

3 Methodology

Given a single reference image as the appearance, the driving audio as talking content, and the text prompt for emotion modeling, the proposed EmoCAST generates expressive talking head videos with described emotion. Below, we first introduce the basic knowledge of the diffusion model in Sec. 3.1, which establishes the foundational framework for our method. Sec. 3.2 presents the EmoCAST pipeline with detailed explanations of its components. We then introduce our newly constructed Emotive Text-to-Talking Head (ETTH) dataset in Sec. 3.3. Finally, Sec. 3.4 details the two proposed training strategies.

3.1 Preliminaries: Latent Diffusion Model

Diffusion Models (Ho, Jain, and Abbeel 2020; Song, Meng, and Ermon 2021), especially the Latent Diffusion Model (LDM) (Rombach et al. 2022), produce data samples from Gaussian noise through iterative denoising steps. These models consist of two distinct phases: forward diffusion and backward denoising. During the forward diffusion process, Gaussian noise is progressively added to the

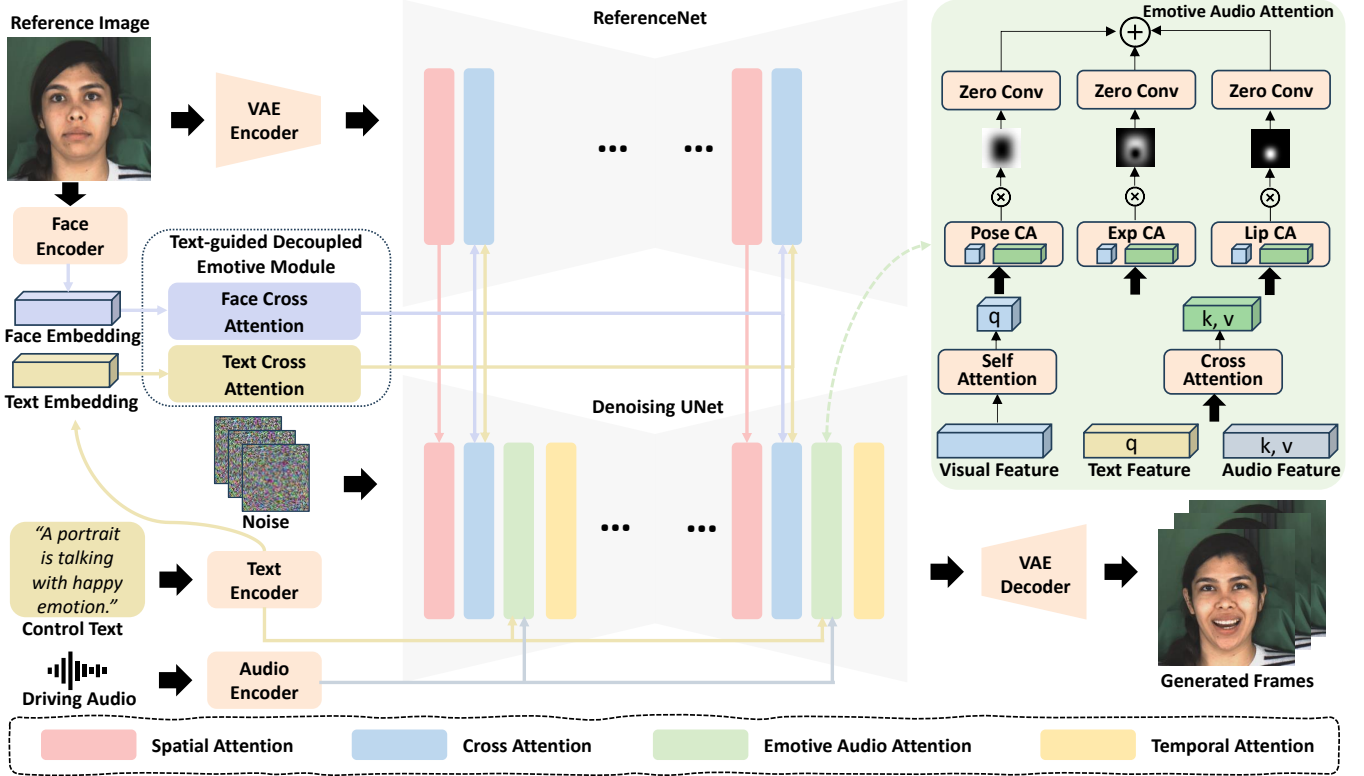


Figure 2: The main framework of the proposed EmoCAST, which has two pivotal modules designed for precise emotional synthesis: the **text-guided decoupled emotive module** and the **emotive audio attention module**. The text-guided decoupled emotive module ensures an accurate alignment between the generated emotional expressions and the corresponding textual inputs. Concurrently, the emotive audio attention module facilitates the synthesis of facial motions that precisely reflect the emotional subtleties embedded in the driving speech.

original data. Conversely, the backward denoising process seeks to reconstruct the original data by reversing the noise addition procedure. Specifically, LDM utilizes the encoder E of the pre-trained Variational Autoencoder (VAE) to convert the input image x to the latent space, generating initial latent feature $z_0 = E(x)$. Subsequently, Gaussian noise $\epsilon \sim \mathcal{N}(\mathbf{0}, \mathbf{I})$ is gradually added to the latent feature z_0 over t time steps, progressively diffusing towards the distribution $\mathcal{N}(\mathbf{0}, \mathbf{I})$. This diffusion process can be represented as: $q(z_t|z_{t-1}) = \mathcal{N}(z_t; \sqrt{1 - \beta_t}z_{t-1}, \beta_t\mathbf{I})$, where β_t is a variance schedule. The z_t in arbitrary timestep t of the diffusion process can be expressed as: $q(z_t|z_0) = \mathcal{N}(z_t; \sqrt{\bar{\alpha}_t}z_0, (1 - \bar{\alpha}_t)\mathbf{I})$, where $\alpha_t = 1 - \beta_t$, $\bar{\alpha}_t = \prod_{s=1}^t \alpha_s$. Thus, z_t can be derived from z_0 , expressible as a linear combination of z_0 and the noise ϵ by $z_t = \sqrt{\bar{\alpha}_t}z_0 + \sqrt{1 - \bar{\alpha}_t}\epsilon$.

In the denoising process, the UNet model (Ronneberger, Fischer, and Brox 2015) is trained to predict the added noise ϵ in the forward diffusion process. Consequently, the target latent \hat{z}_0 can be iteratively denoised from z_t . The objective function for training can be expressed as:

$$\mathcal{L} = \mathbb{E}_{z_t, \epsilon, c, t} [\|\epsilon - \epsilon_\theta(z_t, c, t)\|^2], \quad (1)$$

where ϵ_θ is the predicted noise by UNet, c is condition set. After getting the target latent \hat{z}_0 , the reconstructed output image \hat{x} can be generated by a VAE decoder $\hat{x} = D(\hat{z}_0)$. In our talking head animation task, we feed several latent features to the denoising network jointly for video modeling.

3.2 Network Structure of EmoCAST

As shown in Fig. 2, given a reference portrait image, a driving audio clip, and an emotional text prompt, EmoCAST aims to generate a vivid emotional talking portrait video. Inspired by previous human animation methods (Hu 2024; Chen et al. 2025; Xu et al. 2024), our model primarily comprises ReferenceNet and Denoising UNet following the pre-trained Stable Diffusion (Rombach et al. 2022). This ReferenceNet captures the visual appearance of the reference image, which is then integrated into Denoising UNet to guide frame generation. Denoising UNet progressively denoise the given noisy latents, generating emotional frames that maintain visual coherence with the reference image. Since our method is a video generation task, the temporal modules by the temporal frame-wise attention (Guo et al. 2023) are utilized to keep temporal consistency. Besides, the audio is injected into the base model via the cross-attention as motion control. Based on this network structure, we aim to generate emotional talking portrait via the additional control text prompt. Thus, we propose a text-guided decoupled emotive module, which utilizes a decoupled cross-attention mechanism to feed the emotional textual feature into the diffusion model. Furthermore, we develop an emotive audio attention module to capture the relationship between emotion and audio, thereby generating emotion-aware audio features to drive the synthesis of precise facial expression motions.

Text-guided Decoupled Emotive Module. As illustrated in Fig. 2, this module is designed to integrate face embeddings e_f and text embeddings e_t into the diffusion model. A straightforward approach is to concatenate textual embeddings e_t and facial embeddings e_f , integrating them into the model through a shared cross-attention module. However, this method fails to effectively disentangle facial features from text-controlled attributes, often causing both the deterioration of identity-preserving visual features and insufficient learning of facial expressions from the control text. To address this, we employ a decoupled cross-attention mechanism (Ye et al. 2023), which more effectively captures expression features while preserving identity-related visual information. Specifically, we first employ a pre-trained face encoder to extract facial embeddings e_f for identity representation and utilize CLIP (Radford et al. 2021) to obtain textual embeddings e_t for emotional control. Then, we utilize a decoupled cross-attention mechanism with two parallel branches: (1) Facial cross-attention CA_{face} processes interactions between facial embeddings e_f and noisy latent z_t . (2) Textual cross-attention CA_{text} mediates interaction between textual embeddings e_t and noisy latent z_t . The final output combines both attention branches via addition:

$$\begin{aligned} & CA_{face}(Q(z_t), K(e_f), V(e_f)) \\ & + CA_{text}(Q(z_t), K(e_t), V(e_t)) \\ & = Softmax(\frac{Q_z K_f^T}{\sqrt{d}}) V_f + Softmax(\frac{Q_z K_t^T}{\sqrt{d}}) V_t, \end{aligned} \quad (2)$$

where $Q_z = W_Q z_t$, $K_f = W_K^f e_f$, $V_f = W_V^f e_f$, $K_t = W_K^t e_t$, $V_t = W_V^t e_t$, and W_Q , W_K^f , W_V^f , W_K^t , W_V^t are learnable projection matrices. This design ensures that the generated facial features remain consistent with the reference image while simultaneously synthesizing vivid emotions that align with the provided emotional prompts.

Emotive Audio Attention Module. To generate dynamic expression motions that are more consistent with emotional audio, we propose emotive audio attention module. This module first aligns audio features with emotion features to derive emotion-aware audio features, which are then used to interact with facial features, thereby guiding the generation of realistic dynamic facial expressions. In detail, we first extract audio embedding using a pretrained wav2vec (Schneider et al. 2019). For textual embeddings, we employ CLIP to provide emotional control information. Next, as shown in Fig. 2, these extracted embeddings along with visual latent representation are jointly fed into the emotive audio attention module. To establish the relationship between expression features and audio features, the emotional text embedding e_t undergoes a cross-attention operation with the audio embedding e_a to obtain the emotion-aware audio feature f_{ea} . The calculation process is illustrated as follows:

$$f_{ea} = CA(Q(e_t), K(e_a), V(e_a)). \quad (3)$$

Subsequently, the emotion-aware audio feature f_{ea} and the visual latent feature f_v are integrated through cross-attention to capture the relationships between audio and visual components. Following Hallo (Xu et al. 2024), we im-

	IDs	Hours	Emo Label	Emo Level	Text Description
CelebV (2018)	5	2	×	×	×
VoxCeleb (2017)	1k+	352	×	×	×
VoxCeleb2 (2018)	6k+	2442	×	×	×
CelebV-HQ (2022)	10k+	68	✓	×	×
MEAD (2020)	60	39	✓	3	×
EmoTalk3D (2024)	30	15	✓	2	×
ETTH (Ours)	15k+	158	✓	Fine-grained	✓

Table 1: Comparison between ETTH and relevant datasets.

plement three distinct cross-attention blocks for lips, expressions, and poses, respectively to extract corresponding features. The process is as follows:

$$f_{lip} = CA(Q(f_v), K(f_{ea}), V(f_{ea})) \odot M_{lip}, \quad (4)$$

$$f_{exp} = CA(Q(f_v), K(f_{ea}), V(f_{ea})) \odot M_{exp}, \quad (5)$$

$$f_{pose} = CA(Q(f_v), K(f_{ea}), V(f_{ea})) \odot M_{pose}, \quad (6)$$

where \odot is the Hadamard product. M_{lip} , M_{exp} , and M_{pose} correspond to the lip, expression, and pose regions, respectively. Finally, these features are combined using a convolutional layer and input to the subsequent module.

3.3 Emotive Text-to-Talking Head Dataset

The emotional talking head dataset is significantly smaller in scale compared to the extensive datasets of neutral talking head videos. Furthermore, enabling fine-grained expression control via natural language necessitates datasets with detailed textual descriptions of emotional styles. To bridge these gaps, we introduce an Emotive Text-to-Talking Head (ETTH) dataset featuring both accurate expression labels and rich emotive textual descriptions. The videos in our dataset are sourced from the following works: MEAD (Wang et al. 2020), HDTF (Zhang, Li, and Ding 2021), CelebV-HQ (Zhu et al. 2022), Hallo3 (Cui et al. 2024b).

We then process the collected videos in three steps to meet our task requirements: lip synchronization filtering, emotion label annotation, and generation of emotive text prompts. For lip synchronization, we use SyncNet (Chung and Zisserman 2017) to obtain the Syn-C and Syn-D scores. Regarding emotion labels, we directly utilize the dataset-provided labels for the lab-collected MEAD videos. In the case of Hallo3 and CelebV-HQ, we employ Emotion-FAN (Meng et al. 2019) that is fine-tuned on MEAD to generate abstract emotion labels and associated intensity values. To generate emotional text prompts, we refer to MMHead (Wu et al. 2024) to obtain textual descriptions of emotional styles based on the video’s abstract emotion label. The statistics of our ETTH dataset are detailed in Table 1. Our dataset encompasses a diverse range of speaker identities and includes comprehensive facial expression annotations.

3.4 Progressive Emotion-aware Training

Comparing larger-scale in-the-wild talking video datasets with unknown expression, high-quality emotional talking-head video datasets are relatively small. Thus, optimizing the utilization of limited emotional data is critical for effective model training. Our investigation demonstrates that training strategies play a pivotal role in capturing precise emotional features, yielding two key findings. First, we propose an emotion-aware sampling strategy, which enhances

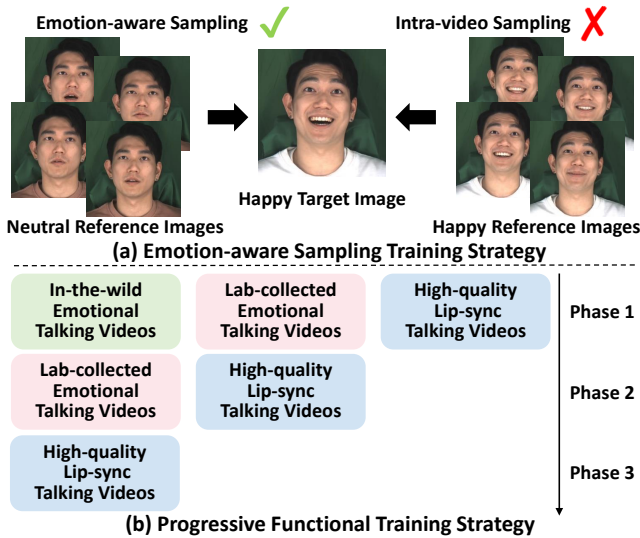


Figure 3: Visual illustration of the two training strategies we proposed. (a) Emotion-aware Sampling Training Strategy aims to train the paired images between *neutral* expression and the *emotional* expression for better expression learning. (b) Progressive Functional Training Strategy improves the model’s generalization capability, expression accuracy, and lip-synchronization performance in a phased manner.

emotional modeling by learning the transformation from neutral to expressive facial representations. Second, we design a progressive functional training strategy that adopts a coarse-to-fine approach to hierarchically refine overall motion, emotional expression, and lip synchronization. Thus, similar to Hallo (Xu et al. 2024), our method initially trains the spatial layers to learn expression information at the image level, enabling emotion-conditioned image-to-image generation. Then, the model is trained for temporal modeling. Building upon the learned emotional image generation, we implement a coarse-to-fine data sampling strategy to achieve audio-driven emotional video synthesis.

Emotion-aware Sampling Training Strategy. In the first training stage for emotional image-to-image generation, we employ an emotion-aware sampling strategy to ensure the model learns the distinct characteristics of diverse emotional expressions effectively. Specifically, when training on a specific emotion, we avoid sampling both reference and target images from the same emotional video sequence. Instead, the target image is randomly sampled from the corresponding emotional video, while the reference image is randomly selected from the neutral expression video of the same identity as shown in Fig.3. This approach strengthens the model’s ability to discern the differences between various expressions and neutral expressions, thereby improving its capacity to learn distinctive emotional features.

Progressive Functional Training Strategy. As illustrated in Fig. 3, we introduce a progressive functional training strategy implemented in three phases:

Phase 1 (Generalization Enhancement): First, we train the model on a mixed dataset including emotional talking videos with diverse identities. This phase enhances the model’s

generalization capability across diverse data sources.

Phase 2 (Emotion Refinement): To refine facial expression accuracy and lip-sync, we exclude in-the-wild videos and train solely on a hybrid dataset comprising lab-collected emotional MEAD videos and high-quality lip-sync HDTF videos. This combination of two high-precision datasets ensures robustly generated results, even with limited identity.

Phase 3 (Lip-Sync Specialization): Finally, to maximize lip-sync accuracy, we address potential interference from emotion by introducing an additional training phase. Specifically, we train the model on the HDTF, a high-quality talking-head dataset featuring neutral facial expressions and precise lip synchronization.

Through the above progressive functional training strategy, our model generates natural and emotionally expressive talking portraits with precise audio-visual synchronization.

4 Experiments and Results

4.1 Experimental Setup

Dataset and Implementation Details. Our method is trained on an NVIDIA H800 GPU, using a batch size of 4 with 512×512 pixel videos. For evaluation, following EAT (Gan et al. 2023) and EDTalk (Tan et al. 2025), we select four test subjects from MEAD (2020) and sample 256 emotional talking head videos, covering all 8 emotions. To further assess generalization performance, we construct an additional in-the-wild out-of-domain test set comprising 7 reference images and 40 audio samples, resulting in 280 synthesized videos spanning 8 distinct emotional categories.

Evaluation Metrics. To evaluate the generated emotional talking portrait videos, we employ several metrics. First, the emotional accuracy of the generated videos is assessed using the pre-trained emotion classifier (Meng et al. 2019), as referenced in EAT (2023). Second, the synchronization accuracy between audio and video is measured using the lip-sync metrics (LSE-D and LSE-C) from SyncNet (2017), as in Wav2Lip (2020). Finally, the image quality of the synthesized emotional talking portraits is evaluated using the Fréchet Inception Distance (FID) score (Heusel et al. 2017).

Baselines. We conduct a comparative analysis with state-of-the-art methods, including MakItTalk (2020), SadTalker (2023), Aniportrait (2024), Echomimic (2025), Hallo (2024), Hallo2 (2024a), EAMM (2022), PD-FGC (2023), EAT (2023), and EDTalk (2025).

4.2 Comparison with Other Methods

We perform quantitative comparisons with other methods on the MEAD test set (2020) and out-of-domain test set. Table 2 demonstrates that our method outperforms other approaches in emotional accuracy and visual quality, highlighting the effectiveness of our EmoCAST in achieving precise and vivid emotional representations. In terms of audio-visual synchronization, our method achieves comparable performance to existing techniques on the MEAD test set, while demonstrating superior performance on the in-the-wild test set.

We further conduct visual comparisons with other state-of-the-art methods. As illustrated in Fig. 4, GAN-based methods demonstrate suboptimal performance in terms of




Figure 4: Visual comparison with other state-of-the-art methods for emotional talking video portraits on the in-the-wild images. Our method consistently produces accurate facial expressions while maintaining precise lip synchronization that closely matches the ground truth mouth, along with robust identity preservation.

both visual quality and emotion quality, leading to perceptibly unnatural emotional talking videos. Although EAMM, PD-FGC, and EDTalk methodologies utilize emotional videos as affective sources, their synthesized facial expressions remain insufficiently pronounced. EAT employs emotional labels to control expression generation, enabling it to produce accurate expressions. However, the visual quality of these expressions is suboptimal, and in comparison to the ground truth mouth, there are instances where the mouth fails to close as expected. Our approach achieves more vivid

and faithful facial emotional details while maintaining lip synchronization with the ground truth mouth.

4.3 User Study

To further evaluate the quality of the generated emotional talking videos, we conduct a user study involving 18 participants. The study assesses the videos across three dimensions: emotion quality, audio-visual synchronization, and video quality, with scores ranging from 1 (minimum) to 5 (maximum). We compare 5 baseline methods with our proposed approach by sampling 10 videos from the in-the-wild

Method	Backbone	Emotional Condition	MEAD Testset				In-the-Wild Testset		
			$Acc_{emo} \uparrow$	LSE-D \downarrow	LSE-C \uparrow	FID \downarrow	$Acc_{emo} \uparrow$	LSE-D \downarrow	LSE-C \uparrow
MakeItTalk (Zhou et al. 2020)	GAN	N/A	12.50%	9.78	5.25	73.92	12.86%	9.95	4.44
SadTalker (Zhang et al. 2023)	GAN	N/A	12.50%	7.49	7.60	62.79	12.50%	7.25	7.18
EAMM (Ji et al. 2022)	GAN	Video	13.28%	11.11	3.96	76.70	21.79%	9.94	4.16
PD-FGC (Wang et al. 2023)	GAN	Video	43.75%	8.78	6.01	62.46	40.57%	9.18	5.19
EDTalk (Tan et al. 2025)	GAN	Video	29.69%	7.17	8.06	59.60	33.57%	7.77	7.00
EAT (Gan et al. 2023)	GAN	Label	59.77%	7.69	7.91	58.21	32.50%	8.38	6.50
Aniporrait (Wei, Yang, and Wang 2024)	Diffusion	N/A	12.50%	9.58	4.93	49.46	13.93%	10.35	3.72
Echomimic (Chen et al. 2025)	Diffusion	N/A	12.50%	8.93	6.02	45.41	14.64%	9.13	5.49
Hallo (Xu et al. 2024)	Diffusion	N/A	12.50%	8.55	6.43	47.99	12.50%	8.34	6.23
Hallo2 (Cui et al. 2024a)	Diffusion	N/A	12.50%	8.48	6.52	44.62	12.50%	8.39	6.19
Ours	Diffusion	Text Prompt	83.60%	8.67	6.79	35.89	56.43%	8.12	6.94

Table 2: Quantitative comparisons with state-of-the-art methods on MEAD (Wang et al. 2020) and out-of-domain test sets. We mainly compare our method with diffusion-based methods, and the metrics of GAN-based methods are listed for reference.

	SadTalker	Hallo2	EAMM	PD-FGC	EAT	Ours
Audio-visual Sync	3.15	3.24	1.31	2.28	3.07	3.63
Video Quality	3.10	3.51	1.22	1.26	2.61	3.81
Emotion Quality	1.51	1.97	1.23	2.47	2.25	3.71

Table 3: User Study on In-the-Wild test set.

test set, obtaining a total of 60 videos covering 8 emotions.

4.4 Ablation Studies

We conduct comprehensive ablation studies to demonstrate the effectiveness of each design component.

Text-guided Decoupled Emotive Module. We conduct ablation experiments to validate the effectiveness of the text-guided decoupled emotive module in learning accurate emotion at the appearance level. Specifically, we explore the integration of text features and face features into the model using a shared cross-attention block. The results are presented in Table 4 and Fig. 5. In contrast to employing a shared cross-attention block, our decoupled emotive module is capable of learning more precise expressions while maintaining superior identity preservation performance.

Emotive Audio Attention Module. To evaluate the effectiveness of the interaction between speech and emotion, we conduct an ablation experiment by removing the interaction between emotion and audio features in the emotive audio attention module. As illustrated in Fig. 5 and Table 4, the interaction between expression and speech significantly influences the results, allowing our method to generate more consistent facial animations that better synchronize with both the speech content and controlled expressions.

Emotion-aware Sampling Training Strategy. To validate the efficacy of our emotion-aware sampling training strategy, we compare it with the original intra-video sampling training mechanism, wherein both the reference image and the target image are selected from the same video. As shown in Fig. 5 and Table 4, our emotion-aware sampling training strategy demonstrates the ability to learn more vivid and accurate expression information.

Progressive Functional Training Strategy. We conduct ablation experiments to validate the effectiveness of the progressive functional training strategy, which can generate highly natural and emotionally expressive talking portraits with precise audio-visual synchronization in a coarse-to-fine manner. For comparison, we performed a comparative experiment where all training data were used simultaneously

	LSE-D \downarrow	LSE-C \uparrow	$Acc_{emo} \uparrow$
w/o decoupled emotive module	8.91	6.55	44.92%
w/o emotive audio attention module	9.36	5.80	61.72%
w/o emotion-aware sampling training	8.82	6.57	21.09%
w/o progressive functional training	9.99	5.45	51.56%
Ours	8.67	6.79	83.60%

Table 4: Quantitative results of the ablation study on MEAD.




Figure 5: Qualitative results of the ablation study for each design of our method. The emotion category is angry.

in a single training phase. As evidenced by the results in Table 4 and Fig. 5, the progressive functional training strategy not only learns more accurate facial expressions but also significantly improves lip-sync quality.

5 Conclusion

We propose EmoCAST, a novel diffusion-based framework for generating customized, emotionally expressive talking head videos with flexible natural language for emotional control. The text prompts are efficiently integrated into the network via a text-guided decoupled cross-attention mechanism and an emotive audio attention module considering the relationships between emotion, appearance, and motion. Furthermore, to address the scarcity of emotional datasets, we construct an Emotive Text-to-Talking Head (ETTH) dataset containing precise expression labels and rich emotive textual descriptions. Based on this dataset, we propose an emotion-aware sampling strategy and a progressive functional training strategy. Extensive experiments demonstrate that EmoCAST achieves state-of-the-art performance in generating highly natural and customizable expressive talking head videos.

References

- Bozkurt, A.; Junhong, X.; Lambert, S.; Pazurek, A.; Crompton, H.; Koseoglu, S.; Farrow, R.; Bond, M.; Nerantzi, C.; Honeychurch, S.; et al. 2023. Speculative futures on ChatGPT and generative artificial intelligence (AI): A collective reflection from the educational landscape. *Asian Journal of Distance Education*, 18(1): 53–130.
- Chen, Z.; Cao, J.; Chen, Z.; Li, Y.; and Ma, C. 2025. Echomimic: Lifelike audio-driven portrait animations through editable landmark conditions. In *Proceedings of the AAAI Conference on Artificial Intelligence*, volume 39, 2403–2410.
- Cheng, K.; Cun, X.; Zhang, Y.; Xia, M.; Yin, F.; Zhu, M.; Wang, X.; Wang, J.; and Wang, N. 2022. Videoretalking: Audio-based lip synchronization for talking head video editing in the wild. In *SIGGRAPH Asia 2022 Conference Papers*, 1–9.
- Chung, J. S.; Nagrani, A.; and Zisserman, A. 2018. Voxceleb2: Deep speaker recognition. *arXiv preprint arXiv:1806.05622*.
- Chung, J. S.; and Zisserman, A. 2017. Out of time: automated lip sync in the wild. In *Computer Vision—ACCV 2016 Workshops: ACCV 2016 International Workshops, Taipei, Taiwan, November 20–24, 2016, Revised Selected Papers, Part II* 13, 251–263. Springer.
- Cui, J.; Li, H.; Yao, Y.; Zhu, H.; Shang, H.; Cheng, K.; Zhou, H.; Zhu, S.; and Wang, J. 2024a. Hallo2: Long-duration and high-resolution audio-driven portrait image animation. *arXiv preprint arXiv:2410.07718*.
- Cui, J.; Li, H.; Zhan, Y.; Shang, H.; Cheng, K.; Ma, Y.; Mu, S.; Zhou, H.; Wang, J.; and Zhu, S. 2024b. Hallo3: Highly Dynamic and Realistic Portrait Image Animation with Video Diffusion Transformer. *arXiv preprint arXiv:2412.00733*.
- Gan, Y.; Yang, Z.; Yue, X.; Sun, L.; and Yang, Y. 2023. Efficient Emotional Adaptation for Audio-Driven Talking-Head Generation. In *Proceedings of the IEEE/CVF International Conference on Computer Vision (ICCV)*, 22634–22645.
- Guan, J.; Zhang, Z.; Zhou, H.; HU, T.; Wang, K.; He, D.; Feng, H.; Liu, J.; Ding, E.; Liu, Z.; and Wang, J. 2023. StyleSync: High-Fidelity Generalized and Personalized Lip Sync in Style-based Generator. In *Proceedings of the IEEE/CVF Conference on Computer Vision and Pattern Recognition (CVPR)*.
- Guo, Y.; Yang, C.; Rao, A.; Liang, Z.; Wang, Y.; Qiao, Y.; Agrawala, M.; Lin, D.; and Dai, B. 2023. Animatediff: Animate your personalized text-to-image diffusion models without specific tuning. *arXiv preprint arXiv:2307.04725*.
- He, Q.; Ji, X.; Gong, Y.; Lu, Y.; Diao, Z.; Huang, L.; Yao, Y.; Zhu, S.; Ma, Z.; Xu, S.; Wu, X.; Zhang, Z.; Cao, X.; and Zhu, H. 2024. EmoTalk3D: High-Fidelity Free-View Synthesis of Emotional 3D Talking Head. In *European Conference on Computer Vision (ECCV)*.
- Heusel, M.; Ramsauer, H.; Unterthiner, T.; Nessler, B.; and Hochreiter, S. 2017. Gans trained by a two time-scale update rule converge to a local nash equilibrium. *Advances in neural information processing systems*, 30.
- Ho, J.; Jain, A.; and Abbeel, P. 2020. Denoising diffusion probabilistic models. *Advances in neural information processing systems*, 33: 6840–6851.
- Hu, L. 2024. Animate Anyone: Consistent and Controllable Image-to-Video Synthesis for Character Animation. In *Proceedings of the IEEE/CVF Conference on Computer Vision and Pattern Recognition (CVPR)*, 8153–8163.
- Ji, X.; Zhou, H.; Wang, K.; Wu, Q.; Wu, W.; Xu, F.; and Cao, X. 2022. EAMM: One-Shot Emotional Talking Face via Audio-Based Emotion-Aware Motion Model. In *ACM SIGGRAPH 2022 Conference Proceedings*, SIGGRAPH '22. New York, NY, USA: Association for Computing Machinery. ISBN 9781450393379.
- Ji, X.; Zhou, H.; Wang, K.; Wu, W.; Loy, C. C.; Cao, X.; and Xu, F. 2021. Audio-driven emotional video portraits. In *Proceedings of the IEEE/CVF conference on computer vision and pattern recognition*, 14080–14089.
- Ma, Y.; Wang, S.; Ding, Y.; Ma, B.; Lv, T.; Fan, C.; Hu, Z.; Deng, Z.; and Yu, X. 2025. TalkCLIP: Talking Head Generation with Text-Guided Expressive Speaking Styles. *IEEE Transactions on Multimedia*, 1–12.
- Ma, Y.; Wang, S.; Hu, Z.; Fan, C.; Lv, T.; Ding, Y.; Deng, Z.; and Yu, X. 2023a. StyleTalk: One-shot Talking Head Generation with Controllable Speaking Styles. In *AAAI Conference on Artificial Intelligence*.
- Ma, Y.; Zhang, S.; Wang, J.; Wang, X.; Zhang, Y.; and Deng, Z. 2023b. DreamTalk: When Expressive Talking Head Generation Meets Diffusion Probabilistic Models. *arXiv preprint arXiv:2312.09767*.
- Meng, D.; Peng, X.; Wang, K.; and Qiao, Y. 2019. Frame attention networks for facial expression recognition in videos. In *2019 IEEE international conference on image processing (ICIP)*, 3866–3870. IEEE.
- Nagrani, A.; Chung, J. S.; and Zisserman, A. 2017. Voxceleb: a large-scale speaker identification dataset. *arXiv preprint arXiv:1706.08612*.
- Prajwal, K.; Mukhopadhyay, R.; Namboodiri, V. P.; and Jawahar, C. 2020. A lip sync expert is all you need for speech to lip generation in the wild. In *Proceedings of the 28th ACM international conference on multimedia*, 484–492.
- Radford, A.; Kim, J. W.; Hallacy, C.; Ramesh, A.; Goh, G.; Agarwal, S.; Sastry, G.; Askell, A.; Mishkin, P.; Clark, J.; et al. 2021. Learning transferable visual models from natural language supervision. In *International conference on machine learning*, 8748–8763. PmLR.
- Rombach, R.; Blattmann, A.; Lorenz, D.; Esser, P.; and Ommer, B. 2022. High-resolution image synthesis with latent diffusion models. In *Proceedings of the IEEE/CVF conference on computer vision and pattern recognition*, 10684–10695.
- Ronneberger, O.; Fischer, P.; and Brox, T. 2015. U-net: Convolutional networks for biomedical image segmentation. In *Medical image computing and computer-assisted intervention—MICCAI 2015: 18th international conference, Munich, Germany, October 5–9, 2015, proceedings, part III* 18, 234–241. Springer.

- Schneider, S.; Baevski, A.; Collobert, R.; and Auli, M. 2019. wav2vec: Unsupervised pre-training for speech recognition. *arXiv preprint arXiv:1904.05862*.
- Shen, S.; Zhao, W.; Meng, Z.; Li, W.; Zhu, Z.; Zhou, J.; and Lu, J. 2023. DiffTalk: Crafting Diffusion Models for Generalized Audio-Driven Portraits Animation. In *CVPR*.
- Song, J.; Meng, C.; and Ermon, S. 2021. Denoising Diffusion Implicit Models. In *International Conference on Learning Representations*.
- Stypulkowski, M.; Vougioukas, K.; He, S.; Zikeba, M.; Petridis, S.; and Pantic, M. 2024. Diffused heads: Diffusion models beat gans on talking-face generation. In *Proceedings of the IEEE/CVF Winter Conference on Applications of Computer Vision*, 5091–5100.
- Tan, S.; Ji, B.; Bi, M.; and Pan, Y. 2025. Edtalk: Efficient disentanglement for emotional talking head synthesis. In *European Conference on Computer Vision*, 398–416. Springer.
- Tian, L.; Wang, Q.; Zhang, B.; and Bo, L. 2025. EMO: Emote Portrait Alive Generating Expressive Portrait Videos with Audio2Video Diffusion Model Under Weak Conditions. In *European Conference on Computer Vision*, 244–260. Springer.
- Wang, D.; Deng, Y.; Yin, Z.; Shum, H.-Y.; and Wang, B. 2023. Progressive disentangled representation learning for fine-grained controllable talking head synthesis. In *Proceedings of the IEEE/CVF Conference on Computer Vision and Pattern Recognition (CVPR)*, 17979–17989.
- Wang, K.; Wu, Q.; Song, L.; Yang, Z.; Wu, W.; Qian, C.; He, R.; Qiao, Y.; and Loy, C. C. 2020. MEAD: A Large-scale Audio-visual Dataset for Emotional Talking-face Generation. In *ECCV*.
- Wang, Y.; Guo, J.; Bai, J.; Yu, R.; He, T.; Tan, X.; Sun, X.; and Bian, J. 2025. InstructAvatar: Text-Guided Emotion and Motion Control for Avatar Generation. *Proceedings of the AAAI Conference on Artificial Intelligence*, 8132–8140.
- Wei, H.; Yang, Z.; and Wang, Z. 2024. Aniportrait: Audio-driven synthesis of photorealistic portrait animation. *arXiv preprint arXiv:2403.17694*.
- Wu, S.; Li, Y.; Yan, Y.; Duan, H.; Liu, Z.; and Zhai, G. 2024. MMHead: Towards Fine-grained Multi-modal 3D Facial Animation. In *Proceedings of the 32nd ACM International Conference on Multimedia*, 7966–7975.
- Wu, W.; Zhang, Y.; Li, C.; Qian, C.; and Loy, C. C. 2018. ReenactGAN: Learning to Reenact Faces via Boundary Transfer. In *ECCV*.
- Xia, Y.; Wang, L.; Deng, X.; Luo, X.; and Liu, Y. 2024. GMTalker: Gaussian Mixture-based Audio-Driven Emotional Talking Video Portraits. *arXiv preprint arXiv:2312.07669v2*.
- Xu, M.; Li, H.; Su, Q.; Shang, H.; Zhang, L.; Liu, C.; Wang, J.; Yao, Y.; and zhu, S. 2024. Hallo: Hierarchical Audio-Driven Visual Synthesis for Portrait Image Animation. *arXiv:2406.08801*.
- Ye, H.; Zhang, J.; Liu, S.; Han, X.; and Yang, W. 2023. Ip-adapter: Text compatible image prompt adapter for text-to-image diffusion models. *arXiv preprint arXiv:2308.06721*.
- Zhang, W.; Cun, X.; Wang, X.; Zhang, Y.; Shen, X.; Guo, Y.; Shan, Y.; and Wang, F. 2023. SadTalker: Learning Realistic 3D Motion Coefficients for Stylized Audio-Driven Single Image Talking Face Animation. In *Proceedings of the IEEE/CVF Conference on Computer Vision and Pattern Recognition (CVPR)*, 8652–8661.
- Zhang, Z.; Li, L.; and Ding, Y. 2021. Flow-guided One-shot Talking Face Generation with a High-resolution Audio-visual Dataset. *2021 IEEE/CVF Conference on Computer Vision and Pattern Recognition (CVPR)*, 3660–3669.
- Zhong, Y.; Wei, H.; Yang, P.; and Wang, Z. 2024. Expclip: Bridging text and facial expressions via semantic alignment. In *Proceedings of the AAAI Conference on Artificial Intelligence*, volume 38, 7614–7622.
- Zhou, Y.; Han, X.; Shechtman, E.; Echevarria, J.; Kalogerakis, E.; and Li, D. 2020. Makelttalk: speaker-aware talking-head animation. *ACM Transactions On Graphics (TOG)*, 39(6): 1–15.
- Zhu, H.; Wu, W.; Zhu, W.; Jiang, L.; Tang, S.; Zhang, L.; Liu, Z.; and Loy, C. C. 2022. CelebV-HQ: A Large-Scale Video Facial Attributes Dataset. In *ECCV*.