
Spotlight Attention: Towards Efficient LLM Generation via Non-linear Hashing-based KV Cache Retrieval

Wenhao Li
Xiamen University

Yuxin Zhang
Xiamen University

Gen Luo
Shanghai AI Laboratory

Haiyuan Wan
Shanghai AI Laboratory

Ziyang Gong
Shanghai Jiao Tong University

Fei Chao
Xiamen University

Rongrong Ji
Xiamen University

Abstract

Reducing the key-value (KV) cache burden in Large Language Models (LLMs) significantly accelerates inference. Dynamically selecting critical KV caches during decoding helps maintain performance. Existing methods use random linear hashing to identify important tokens, but this approach is inefficient due to the orthogonal distribution of queries and keys within two narrow cones in LLMs. We introduce Spotlight Attention, a novel method that employs non-linear hashing functions to optimize the embedding distribution of queries and keys, enhancing coding efficiency and robustness. We also developed a lightweight, stable training framework using a Bradley-Terry ranking-based loss, enabling optimization of the non-linear hashing module on GPUs with 16GB memory in 8 hours. Experimental results show that Spotlight Attention drastically improves retrieval precision while shortening the length of the hash code at least $5\times$ compared to traditional linear hashing. Finally, we exploit the computational advantages of bitwise operations by implementing specialized CUDA kernels, achieving hashing retrieval for 512K tokens in under $100\mu s$ on a single A100 GPU, with end-to-end throughput up to $3\times$ higher than vanilla decoding. All the training and evaluation stuff can be found at Anonymous/Spotlight.

1 Introduction

Large Language Models (LLMs) are propelling groundbreaking advancements in various natural language tasks, significantly enhancing applications such as content creation and chat assistance. Generally, the inference process of LLMs can be divided into (1) the pre-filling phase calculates the key-value (KV) cache for input tokens in the prompt prior to autoregressive generation, and (2) the decoding phase auto-regressively generates tokens, producing one token per forward pass based on the KV cache. Among them, the decoding phase serves as the primary inference bottleneck due to the frequent exchanges between on-board and on-chip memory for model parameters and KV cache, which limits GPU scalability [3] more so than the pre-filling phase that processes input prompts in parallel. For example, deploying LLaMA2-7B [21] on an A100 GPU for a single request achieves nearly 100% GPU utilization during the pre-filling phase but drops to below 10% on average during decoding, which largely restrains the inference efficiency of LLMs.

To alleviate this inference bottleneck, extensive research has focused on heuristically eliminating the KV cache burden based on attention scores [25, 23, 17]. While effective for short sequences,

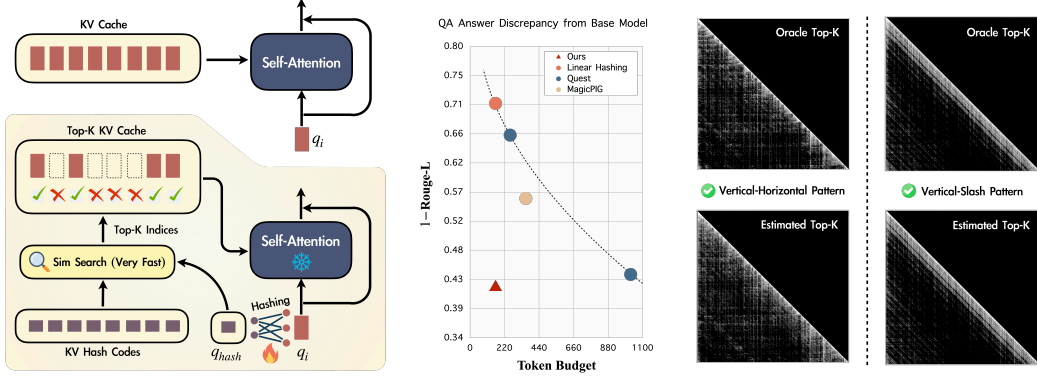


Figure 1: **Overview.** (Left) *Architecture.* Comparison of our Spotlight Attention versus normal attention. Spotlight Attention adds an additional hash code-based retrieval mechanism for each layer. (Middle) *Performance.* Spotlight attention achieves the most accurate retrieval and generates the closest response compared to the original model on QA datasets. (Right) *Visualization.* For arbitrarily complex attention patterns, our method estimates the top-k sequences well, with an average correctness rate of more than half for different models.

such irreversible removal of KV cache can significantly degrade performance on long-sequence tasks, especially in Needle-in-a-Haystack scenarios [14]. To explain, tokens initially considered unimportant and removed might later attain higher attention scores during the prolonged decoding phase, which is crucial for output quality [20, 15]. To overcome this limitation, recent works have turned to retaining all KV cache tokens and dynamically selecting important tokens for computation during decoding [20, 10], which is the focus of this paper.

Despite the convincing performance of such on-the-fly KV cache selection, how to effectively pick up those important tokens remains challenging. As a pioneering effort, Quest [20] selects tokens by matching queries and keys in a block-wise manner. While effective, such coarse-grained selection hardly guarantees precise localization of important tokens. MagicPIG [10] advances Quest by implementing token-level cache retrieval, specifically utilizing Local Sensitive Hashing (LSH) to encode queries and keys into hash codes and pinpointing the best matches as the selected tokens. However, as depicted in Figure 2a, the efficacy of such linear hashing heavily depends on the hash code length, *e.g.*, a hash code length of 1,024 bits per query/key is necessitated to achieve promising token retrieval. Considering the already substantial size of the KV cache, storing these lengthy hash codes markedly impairs deployment efficiency. Moreover, employing a linear projection with a large output dimension for key processing incurs significant computational overhead.

Delving deeper, prior work [10] has discovered that the queries and keys within LLMs typically form nearly orthogonal cones within the embedding space, as depicted in Figure 2b. Given the truth that linear hashing function partitions the embedding space using random hyperplanes, such orthogonal distribution of queries and keys barely lead to satisfying encoding quality, which can even result in a collapse of the hashing outcomes, *i.e.*, identical codes for all queries and keys, as shown in Figure 2c. Therefore, extremely long hash codes are necessary to mine meaningful information and accurately match essential tokens. MagicPIG attempted to mitigate this issue by normalizing the keys before retrieval. However, this approach remains suboptimal as it overlooks the query distribution and introduces bias to the retrieval process.

To address the aforementioned limitation, we propose Spotlight Attention, a novel method that replaces random hyperplanes with curved surfaces for space partitioning via a non-linear MLP hashing function. As depicted in Figure 2d, this non-linearity can better fit skewed distributions, thereby improving code quality. In particular, we utilize the Bradley-Terry ranking objective [7] to optimize the non-linear MLP layer, wherein the learning target involves minimizing the difference between the estimated top- k indices and the ground truth top- k indices obtained via the vanilla attention scores. This learning process is exceptionally efficient, with the LLM backbone remaining frozen and requiring only a minimal amount of calibration data. As a result, the optimized non-linear hashing function can match the performance of linear hashing while using $5\times$ shorter hash codes, achieving higher efficiency than MagicPIG. We further implemented CUDA kernels for the hash code

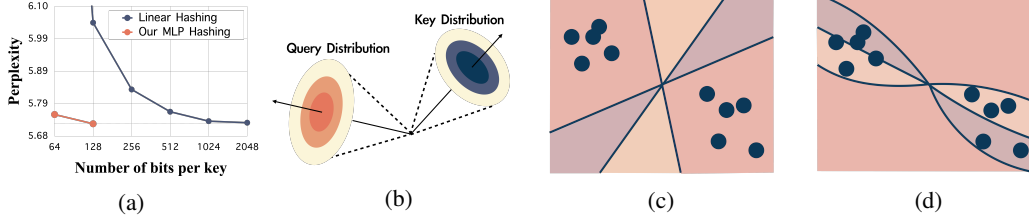


Figure 2: **Motivation.** (a) The empirical evaluation shows that upgrading the hashing function from linear to MLP can bring a huge improvement, (b) this is because query and key are usually distributed in two small cones in the space [10]. (c) In this situation, it is difficult for the space to be uniformly partitioned by linear boundaries, (d) which can be well solved by using an MLP hashing function.

processing, including bit-packing and bitwise NXOR GEMM operators, achieving significant latency reductions in practice. For example, our method achieves up to $3\times$ increase in Qwen2.5-7B [24] inference throughput for both 32K and 128K sequences, with only $\sim 2\%$ performance degradation on the LLaMA3 [13] series and no loss on Qwen2.5 [24] series.

Our contributions are threefold:

- We propose Spotlight Attention for accelerating LLM inference, which employs non-linear hashing function to encode and match queries and key values within LLMs, thereby efficiently selecting critical KV cache for model inference.
- We develop a lightweight and robust training framework based on the Bradley-Terry ranking objective, which effectively optimizes the non-linear hashing function using only a small amount of calibration data.
- Extensive experiments demonstrate that Spotlight Attention can drastically reduce LLM inference latency while maintaining the strongest performance retention in comparison with state-of-the-art methods.

2 Related Work

This section covers the spectrum of studies on LLM KV cache pruning that are closely related to our work, which we heuristically categorize into static pruning, dynamic pruning with permanent eviction, and dynamic pruning without permanent eviction.

Static KV cache pruning. These methods compress the KV cache once after the pre-filling phase, using the compressed cache for subsequent decoding. For example, FastGen [12] introduces a pattern-aware approach by identifying five fundamental attention structures and applying targeted selection strategies. SnapKV [16] further simplifies FastGen by focusing solely on retrieving tokens based on their importance scores, showing that only a subset of prompt tokens carry critical information for response generation and retain their significance during the whole decoding phase. However, without pruning during decoding, these methods are primarily suited for scenarios with long prompts and relatively short responses.

Dynamic pruning with permanent eviction. This category of methods performs dynamic KV cache pruning during the decoding phase, permanently removing pruned KV cache tokens from memory. For example, H2O [25] leverages cumulative attention scores to retain high-impact tokens. NACL [9] identifies a fundamental limitation in H2O, namely their dependence on potentially biased local attention statistics. To overcome this issue, they develop an alternative approach, implementing a diversified random eviction strategy. Keyformer [2] highlights that token removal distorts the underlying softmax probability distribution. Considering the pivotal role of softmax distributions in token significance evaluation, they incorporate regularization techniques to mitigate these distributional perturbations. Unlike static KV cache selection, these methods enable dynamic pruning during decoding, making them better suited for tasks requiring extensive generation. However, they assume that critical information is concentrated in a small subset of KV cache tokens, a condition that does not always hold. As MagicPIG [10] points out, token importance can vary significantly across tasks, leading to premature eviction of tokens before they are needed. For example, H2O may fail to answer questions like *a is b*, *c is d*, *a is ?* due to forgetting earlier facts.

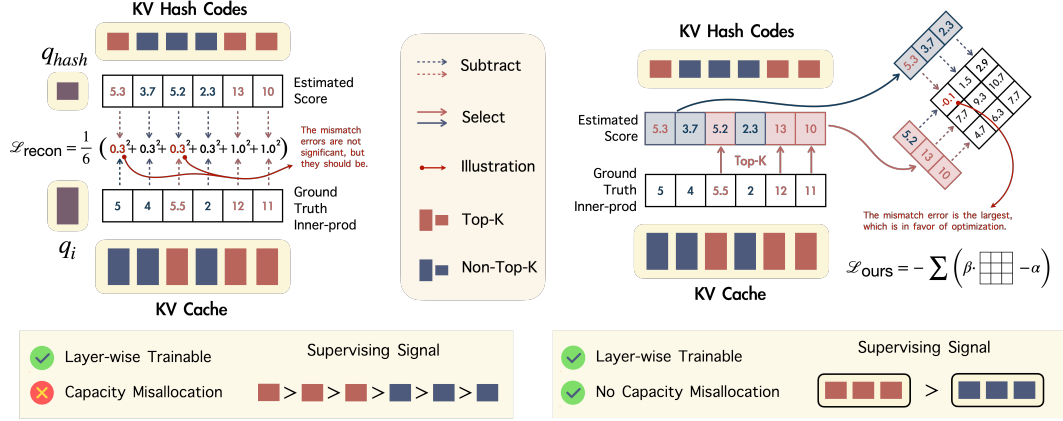


Figure 3: **Optimization.** (Left) *Reconstruction Loss*. This loss minimizes the MSE between the estimated and ground-truth attention scores. It has two main drawbacks. First, it is highly sensitive to score magnitudes and prone to outliers. Second, it wastes most of the hashing function’s capacity on preserving order within the top- k and non-top- k sets. (Right) *Our Ranking Loss*. Our loss adopts the Bradley–Terry ranking objective, which is robust to score magnitude and outliers, and provides supervision focused solely on distinguishing between top- k and non-top- k sets.

Dynamic pruning without permanent eviction. The limited applicability of permanent token eviction methods has led to a shift toward non-permanent eviction approaches. These methods assume the importance of KV cache tokens varies with each query, requiring importance estimation at every decoding step. Instead of permanently evicting unimportant tokens, they exclude them from attention calculations for that step only. While this improves accuracy, it demands frequent importance estimation, unlike permanent eviction methods that prune tokens in batches after many steps. Research has therefore focused on optimizing the efficiency and accuracy of these estimations. Quest [20] groups KV cache tokens into blocks, estimating block importance via the dot product between queries and block representations derived from the minimum and maximum key values. Although efficient, this approach suffers from internal fragmentation, as entire blocks are processed even if only a few tokens are important. MagicPIG [10] eliminates this issue by mapping queries and keys to hash codes for token-level retrieval via Hamming distance, avoiding fragmentation but reducing efficiency. Building on MagicPIG, our method significantly shortens hash code, drastically reducing computation while preserving accuracy.

3 Methodology

3.1 Preliminary

Attention computing. We first present the basic preliminaries for attention computation and KV cache pruning during the decoding phase of LLMs. We define the query, key, and value inputs to the attention module as $Q, K, V \in \mathbb{R}^{1 \times d}$, where d is the embedding dimension. We use \oplus to denote concatenation, and $K_{\text{cache}}, V_{\text{cache}} \in \mathbb{R}^{n \times d}$ represent the key-value cache generated during the pre-filling phase and previous decoding steps. With these definitions, the standard attention is calculated as follows:

$$\mathcal{A} = \text{softmax} \left(\frac{f(Q, K_{\text{cache}}) \oplus QK^T}{\sqrt{d}} \right) (V_{\text{cache}} \oplus V), \quad (1)$$

where $f(X, X') = XX'^T$ is inner-product.

KV cache pruning. As the decoding sequence length increases, the size of the KV cache $\{K, V\}_{\text{cache}}$ can grow exceedingly large, creating an LLM inference bottleneck. KV cache pruning that selectively preserves only essential portions of the cache for computation serves as an efficient way to alleviate this problem. Given a desired cache budget K , it first identifies the indices \mathcal{I} of top- K important tokens and then extracts a subset of the KV cache $\{K, V\}_{\text{subset}}$ for attention computation as

$$\{K, V\}_{\text{subset}} = \text{gather}(\{K, V\}_{\text{cache}}, \mathcal{I}). \quad (2)$$

Table 1: **KV retrieval accuracy**. Measured by $\text{IoU}\uparrow$ / $\text{PPL}\downarrow$ changes before and after training. (1) Training is essential for efficient MLP hashing. (2) Limited improvement from training linear hashing highlights the necessity of MLP hashing. See Appendix B.1 for per-head IoU scores.

Method	Original	Oracle Top-2%	LSH Top-2%		MLP Hashing Top-2% (ours)	
			Before	After	Before	After
LLaMA2-7B	- / 5.58	1.00 / 5.69	0.17 / 5.86	0.20 / 5.84	0.05 / 20.31	0.41 / 5.72
LLaMA2-7B-Chat	- / 7.10	1.00 / 6.87	0.17 / 7.34	0.19 / 7.45	0.05 / 21.34	0.42 / 6.98
LLaMA3-8B	- / 6.45	1.00 / 6.63	0.15 / 7.12	0.18 / 7.07	0.07 / 148.2	0.34 / 6.69
Qwen2.5-7B	- / 7.17	1.00 / 7.28	0.13 / 8.81	0.16 / 8.73	0.09 / 22.07	0.35 / 7.31

As previously discussed, existing methods for pruning the KV cache either permanently eliminate cache entries not in the set \mathcal{I} [25, 16] or retain all caches but dynamically determine \mathcal{I} during the decoding process [20, 10]. In this paper, we focus on the latter due to its superior performance preservation.

3.2 Revisiting Token-level Cache Retrieval

Token-level cache retrieval refers to dynamically selecting cached entries at the granularity of individual tokens [10].

Oracle top-k retrieval. We conducted a preliminary experiment to assess the upper-bound performance, using full-precision attention scores $f(Q, K_{\text{cache}})$ to select key tokens.¹ Surprisingly, by pruning layers beyond the first two, we discarded up to 98% of the KV cache with only a 0.1 perplexity increase on PG19, revealing significant untapped potential. This suggests that top- k retrieval enables near-lossless compression, contrasting sharply with prior findings [10].

LSH top-k retrieval. Although oracle attention scores accurately identify key tokens, computing f is impractical for real-world applications. To address this, MagicPIG approximates f with \tilde{f} using Locality-Sensitive Hashing (LSH) to efficiently retrieve critical KV entries. Specifically, a linear hash function \mathcal{H} computes:

$$\tilde{f}(X, X') = \mathcal{H}(X) \otimes \mathcal{H}(X'), \quad (3)$$

where \otimes denotes a matrix multiplication-like operation, substituting floating-point multiplication with NXOR. The indices \mathcal{I} of the top- k largest values in $\tilde{f}(Q, K_{\text{cache}})$ are used to retrieve the most relevant KV entries.

LSH groups similar vectors into the same bucket with high probability, making it ideal for dense vector spaces. A common variant employs random hyperplanes, where distinct hyperplanes create linear decision boundaries, assigning data on either side to bit-0 or bit-1. The bits sequence from all hyperplanes forms the hash code. In practice, these steps can be simplified to a single matrix multiplication followed by a sign operation. For a vector $x \in \mathbb{R}^d$, we apply a random projection matrix $R \in \mathbb{R}^{d \times d_{\mathcal{H}}}$ to obtain a hash code by taking the sign of the resulting product:

$$\mathcal{H}(x) = \text{sign}(xR). \quad (4)$$

MLP hashing top-k retrieval. As shown in Figure 2, queries and keys typically lie within two cone-shaped regions in high-dimensional space [10]. This distribution causes uneven partitioning in LSH, reducing encoding efficiency. To address this, we propose MLP hashing, a learned non-linear hashing network tailored to query and key distributions. This approach enhances hash code information density, enabling effective partitioning of skewed data through non-linear decision boundaries.

Specifically, we replace the projection matrix R in Eq. (4) with a two-layer MLP:

$$\text{MLP}(x) = W_2(\text{SiLU}(W_1x + b_1)), \quad (5)$$

where W_1 , b_1 , and W_2 are learnable parameters. Hash codes are then computed as:

$$\mathcal{H}(x) = \text{sign}(\text{MLP}(x)). \quad (6)$$

¹See Appendix A.2 for the oracle top- k attention pseudocode.

Table 2: **Perplexity comparison with Quest.** Perplexity evaluation on PG19 (#1), ProofPile (#2), and CodeParrot (#3) datasets. All models truncate inputs to their maximum supported token length. Spotlight Attention achieves performance comparable to Quest with a 10× smaller token budget.

Method	Configuration	Frozen Layers	LLaMA2-7B			LLaMA2-7B-Chat			LLaMA3-8B			Qwen2.5-7B		
			#1	#2	#3	#1	#2	#3	#1	#2	#3	#1	#2	#3
Vanilla	0% Pruned	N/A	6.879	4.277	3.679	9.212	5.943	4.786	8.604	3.517	5.219	11.112	3.833	4.951
Oracle Top-K	98% Pruned	[0,1]	6.941	4.317	3.729	9.224	5.891	4.795	8.881	3.590	5.353	10.435	3.587	4.733
Quest	75% Pruned	[0,1]	7.116	4.404	3.854	9.282	5.930	4.879	9.912	4.024	5.893	10.485	4.281	5.482
	87.5% Pruned		7.735	4.754	4.054	9.820	6.226	5.084	12.434	4.927	6.646	13.596	5.471	6.213
	93.7% Pruned		9.746	5.775	4.571	12.058	7.440	5.686	17.320	6.749	8.693	19.852	7.274	7.823
	96.9% Pruned		15.494	8.578	5.996	18.719	11.083	7.345	27.510	11.631	14.205	31.583	13.208	12.526
Spotlight (ours)	80% Pruned	[0,1]	6.887	4.278	3.682	9.107	5.860	4.767	8.612	3.519	5.228	9.766	3.465	4.618
	90% Pruned		6.908	4.285	3.689	9.058	5.796	4.754	8.651	3.529	5.239	9.783	3.467	4.621
	95% Pruned		6.959	4.304	3.703	9.067	5.748	4.752	8.734	3.552	5.285	9.825	3.475	4.627
	98% Pruned		7.106	4.364	3.768	9.262	5.770	4.806	8.977	3.621	5.434	9.930	3.497	4.645

3.3 Optimization.

Optimizing the MLP hashing function \mathcal{H} to capture the query and key distribution is more critical than the hashing network design and forms the *core contribution* of this work. We next introduce two intuitive training objectives and explain their limitations in this context.

✗ **Language modeling loss.** A natural approach to optimize \mathcal{H} is to minimize the language modeling loss directly through a few hundred post-training steps. However, this method has significant limitations. First, it requires full forward and backward passes through the entire LLM, which is computationally costly. More critically, differentiating the top- k operator in Eq. (2) requires a complex “soft top- k ” approximation, which is challenging to implement.

✗ **Reconstruction loss.** An alternative approach uses MSE to align \tilde{f} with f , enabling layer-wise optimization and reducing computational cost. However, this method has a key limitation: the objective is to select which KV cache entries to retain, not to rank their relative importance. Training with this loss misallocates capacity by prioritizing the ranking of excluded entries, deviating from the core goal, and causing significant performance degradation. See Figure 3 (*Left*) for its limitations.

✓ **Our ranking loss.** To address this issue, we adopt a Bradley-Terry ranking objective, inspired by RankNet [8]. As shown in Figure 3 (*Right*), during training, we identify top- k and non-top- k index sets based on attention scores. These indices split the estimated scores derived from Hamming distances of query and key hash codes into sets B and C . An optimizer then updates the hashing function parameters to ensure each score in B exceeds every score in C :

$$\mathcal{L}_{\text{rank}} = -\frac{1}{k(n-k)} \sum_{i,j} \log(\text{sigmoid}(\beta(B_i - C_j) - \alpha)), \quad (7)$$

where β and α are positive constants used to amplify the separation between B and C , facilitating convergence. The core of this loss design lies in filtering out supervising signals related to internal ranking within B and C , effectively addressing the issue of capacity misallocation. We provide the pseudo-code for our ranking loss in Appendix A.3 to aid readers familiar with code.

Make hashing function differentiable. After computing the loss, errors can be backpropagated to the MLP hashing function. However, the sign function’s non-differentiability blocks gradient flow. To resolve this, we substitute the sign function with a soft sign function during training:

$$\text{softsign}(x) = \frac{\gamma x}{1 + \gamma|x|}, \quad (8)$$

where $\gamma \in \mathbb{R}$ is a hyperparameter controlling the extent of smoothing. This soft sign function is used only during training. In inference, the non-differentiable sign function is reinstated.

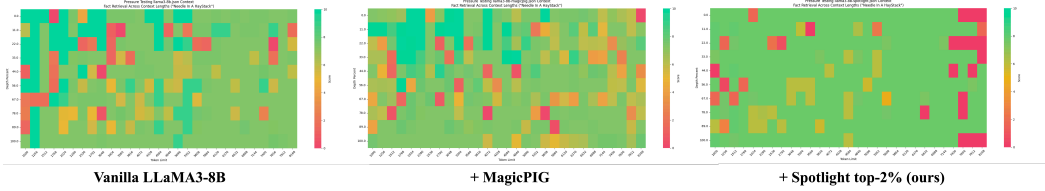


Figure 4: **NIAH results.** Using LLaMA3-8B [13] as the base model, we compared the retrieval accuracy of MagicPIG with our method. Our approach, which relies solely on hash code-based retrieval without local windows or sink tokens, achieves comparable response accuracy.

Table 3: **Perplexity versus MagicPIG.** Comparison of perplexity on PG19 (#1), ProofPile (#2), and CodeParrot (#3). Due to the time-consuming evaluation process of MagicPIG, we sampled only 10 data points from each dataset for testing.

Method	Configuration				LLaMA3-8B		
	Frozen	Local (64)	Sink (4)	Retrieve (2%)	#1	#2	#3
Vanilla					9.56	2.83	2.26
Oracle Top-K	[0,1]			✓	9.89	2.89	2.28
MagicPIG	[0,16]	✓	✓	✓	12.65	3.54	2.91
		✓	✓	✓	16.94	6.27	4.57
		✓	✓	✓	50.96	8.52	6.67
		✓	✓	✓	42.12	8.65	10.43
Spotlight (ours)	[0,1]	✓	✓	✓	NaN	NaN	NaN
		✓	✓	✓	9.87	2.89	2.29
		✓	✓	✓	13.89	5.50	3.98
				✓	9.99	2.91	2.30

Table 4: **QA response fidelity.** On Long-Bench, output fidelity (measured by Rouge-L between compressed and vanilla model outputs) shows our method achieves performance closest to the vanilla model.

Method	Configuration				Similarity
	Local	Sink	Retrieve	Frozen	
Vanilla	✗	✗	✗	✗	1.00
Oracle Top-K			163		0.66
LSH Top-K	✗	✗	163	[0,1]	0.37
Quest			1024		0.56
Quest			256		0.34
MagicPIG	64	4	Dynamic	[0,16]	0.44
Spotlight (ours)	✗	✗	163	[0,1]	0.58

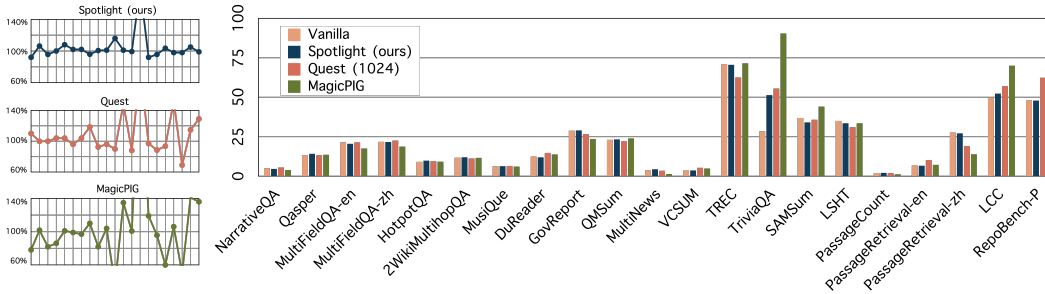


Figure 5: **Downstream QA tasks.** (Left) Relative score of each method compared to the vanilla baseline; each point denotes a subtask. (Right) Absolute score comparison.

4 Experimentation

Our evaluation spans multiple dimensions. (1) We first assess the errors introduced by retrieval and sparsification, measured by retrieval accuracy and perplexity score. (2) We then evaluate long-context key information retrieval using the Needle-in-a-Haystack [14] benchmark. (3) Next, we evaluated downstream QA tasks on LongBench [6], comparing response similarity between compressed and original models using Rouge-L. The key insight from this Rouge-L comparison is straightforward: higher-quality compression produces more concise outputs. (4) We also measure end-to-end throughput gains and the execution efficiency of our CUDA ops.

To evaluate generalization, we tested the performance of the Qwen2.5 series [24] across various model sizes and LLaMA3-8B [13] across diverse training corpora. Additionally, we conducted ablation studies to assess the impact of loss functions and attention estimation methods, with details provided in Appendix B.5 and B.6.

Experimental setups. We employ LLaMA3-8B [13], LLaMA2-7B, LLaMA2-7B-Chat [21], and Qwen2.5 models (1.5B, 7B, 14B) [24] as base models. The baseline methods compared include (1) oracle top- k retrieval, (2) linear LSH top- k , (3) Quest, and (4) MagicPIG. Their implementation details are provided in Appendix A.2.

Our MLP hashing function employs 128-dimensional input, intermediate, and output layers, with a distinct MLP for each head in every layer, producing a 128-bit hash code—much shorter than MagicPIG’s minimum of 720 bits. Only the hashing functions are trainable. Training data consists of 8,192 samples, evenly drawn from the Book and Arxiv datasets [22].

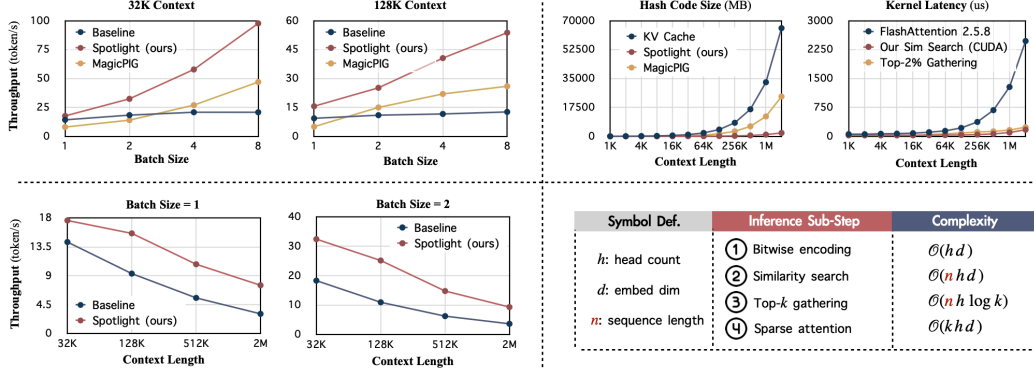


Figure 6: **Efficiency.** (Upper Left) End-to-end throughput comparison with fixed context length across varying batch sizes. (Bottom Left) End-to-end throughput comparison with fixed batch size across different context lengths. (Upper Right) Hash code size comparison between MagicPIG and our method, alongside the execution latency of the two most computationally intensive operations in our method. (Bottom Right) Complexity comparison of different computational steps.

To improve efficiency, hidden states for all layers are precomputed and stored, enabling independent layer-wise training without joint fine-tuning. Training uses $\gamma = 64$, a learning rate of 1×10^{-3} , $\beta = 1$, and $\alpha = 3$, for one epoch. Additional details are provided in Appendix A.1. The pruning rate remains fixed at 98% during training, irrespective of evaluation settings.

4.1 Main Results

KV retrieval accuracy. This experiment compares linear LSH and MLP hashing for KV retrieval. We used the first sample from PG19 as test data and assessed KV retrieval accuracy with the average IoU score across all heads and layers. IoU is computed as the intersection of the top- k indices retrieved by the algorithm and the oracle top- k indices, divided by their union.

For LSH, we initialized the projection matrix via QR decomposition (see Appendix A.8). For MLP hashing, parameters were initialized with random Gaussian distributions. Results in Table 1 show that LSH performs best without training but shows minimal improvement post-training. Conversely, MLP hashing markedly improves retrieval accuracy after training, achieving the highest performance.

Language modeling. We evaluated three language modeling benchmarks—PG19 [19], ProofPile [5], and CodeParrot [18]—with 100, 79, and 100 samples, respectively, using perplexity to detect minor errors from sparsification. Additional experimental details are in Appendix A.5.

Results in Table 2 show our method outperforms Quest with a tenfold reduction in token budget for most models. Comparisons with MagicPIG (Table 3) indicate that MagicPIG depends heavily on local windows and sink tokens, failing without them, while our method autonomously identifies these elements, demonstrating significantly higher retrieval accuracy.

MagicPIG excels at retrieving facts in scenarios like Needle-in-a-Haystack [14], its contribution should not be dismissed based solely on its limitations in this language modeling test.

Needle-in-a-Haystack. We use the offline evaluation version of NIAH [1], which *differs* from ChatGPT scoring by using the Rouge score to measure output accuracy. We utilize LLaMA3-8B [13] as the base model, evaluating context lengths ranging from 256 to 8192, with a step size of 256 for testing. The Needle dataset is highly prompt-sensitive, we provide the needle, retrieval question, and haystack context in Appendix A.4. Additionally, to reduce output variability, all evaluated methods use greedy search. As shown in Figure 4, Spotlight Attention achieves performance on par with the original model.

Downstream QA tasks. We evaluated the performance of various compression methods on LongBench [6] subtasks. Quest employs a token budget of 1,024, while MagicPIG uses 4 sink tokens, a 64-token local window, and a 1,500-bit hash code per key, following their default configurations. Our method uses a token budget of 163. All experimental results reported in the main text use LLaMA3-8B as the base model, scores of other models are provided in Appendix B.4, and more experimental setup details are in Appendix A.6. Figure 5 (Right) compares absolute scores across all

subtasks. More importantly, Figure 5 (*Left*) shows relative scores, revealing that our method’s scores closely align with those of the vanilla model.

We also assessed output fidelity using Rouge-L to measure similarity between the vanilla model’s outputs and those of these methods. Results are presented in Table 4. Our method’s outputs are the most similar to the vanilla model, with the longest consecutive subsequence match approaching 60%. In contrast, Quest requires retrieving six times more tokens to achieve comparable similarity. These findings hold for nearly all subtasks, with detailed scores of each subtask provided in Appendix B.2.

4.2 Efficiency

All efficiency experiments were performed on Qwen2.5-7B [24] using eight A100 GPUs. For enhanced flexibility, experiments utilized the HuggingFace Transformers framework, optimized with pipeline parallelization and KV cache pre-allocation to boost throughput.

End-to-end throughput evaluation. To evaluate model throughput at extended context lengths (e.g., 2M tokens), we expanded positional encoding, disregarding output quality. We selected the first sample from the PG19 test set [19], repeating it to reach a 2M-token context. GPU execution time was measured using CUDA events. We generated eight consecutive tokens, computed throughput by dividing by generation time, and averaged three runs per data point. Results in Figure 6 (*Left*) show that our approach consistently delivers throughput gains, especially at larger input scales.

Kernel evaluation. We implemented CUDA kernels for both bit-packing and NXOR GEMM. Bit-packing compresses 32 Torch boolean values into a single unsigned 32-bit integer, as detailed in Appendix A.7. For NXOR GEMM, we utilized the standard library’s popcount to count bit-1s in each NXOR result. For top- k gathering and sparse attention, we employed Torch and FlashAttention implementations, respectively. As shown in Figure 6 (*Upper Right*), compared to dense vectors, our hashing-based similarity search significantly reduces storage and computation, enabling bit-packing and similarity search within 100 μ s for context lengths up to 512K.

Table 5: **Ablation on model size.** Various Qwen2.5 model sizes, augmented with Spotlight Attention, demonstrated better perplexity across diverse language modeling tasks.

Model	Method	PG19	Math	Code
Qwen2.5-1.5B	Vanilla	13.828	4.181	5.081
	Spotlight Top-2% (ours)	13.510	4.143	5.064
Qwen2.5-7B	Vanilla	11.112	3.833	4.951
	Spotlight Top-2% (ours)	9.930	3.497	4.645
Qwen2.5-14B	Vanilla	8.416	3.230	4.472
	Spotlight Top-2% (ours)	8.261	3.196	4.440

Table 6: **Ablation on training tasks.** Alongside the standard ArXiv+Books training data, we trained models on the C4 and GitHub Code datasets, achieving comparable perplexity (PPL) results.

LLaMA3-8B	Training Corpus	PG19	Math	Code
Oracle Top-2%	-	8.881	3.590	5.353
Spotlight Top-2% (ours)	Arxiv + Book (default)	8.977	3.621	5.434
	C4	8.958	3.631	5.417
	Github Code	8.891	3.611	5.393

4.3 Ablations

In the main text, we present ablation studies on model size and training tasks only. Additional ablation experiments, including loss functions and attention estimation methods, are detailed in Appendix B.5 and B.6, respectively.

All ablation experiments use language modeling perplexity as the evaluation metric. We assessed performance on PG19 [19], Proof-Pile (Math) [5], and CodeParrot (Code) [18], with sample sizes of 100, 79, and 100, respectively.

Model size. We compare Qwen2.5 [24] models of 1.5B, 7B, and 14B parameters, all trained with the standard recipe. As shown in Table 5, Spotlight Attention achieves consistently strong performance across different model sizes.

Training tasks. To validate our method’s applicability across diverse tasks, we trained models on the GitHub Code [18] and C4 [18] datasets, in addition to the ArXiv and Books [22] datasets used previously. As presented in Table 6, training with GitHub Code or C4 unexpectedly outperformed the ArXiv+Books combination, demonstrating the robust adaptability of our training framework. However, due to the already-completion of the main results, we did not re-evaluate all benchmarks with these checkpoints despite their superior performance.

5 Conclusion and Limitation

We introduce Spotlight Attention, an advancement over Quest and MagicPIG, incorporating a non-linear hashing function and an optimized framework. This approach addresses the underfitting of MagicPIG’s linear hashing while significantly reducing hash code length. Spotlight Attention performs well on downstream tasks but has limitations. The IoU remains around 40% despite non-linear hashing, indicating potential for improvement.

References

- [1] Github repository: 66ring/llmtest_needleinahaystack-local, 2023.
- [2] M. Adnan, A. Arunkumar, G. Jain, P. Nair, I. Soloveychik, and P. Kamath. Keyformer: Kv cache reduction through key tokens selection for efficient generative inference. *MLSys*, 2024.
- [3] A. Agrawal, A. Panwar, J. Mohan, N. Kwatra, B. S. Gulavani, and R. Ramjee. Sarathi: Efficient llm inference by piggybacking decodes with chunked prefills. *arXiv*, 2023.
- [4] A. Andoni, P. Indyk, T. Laarhoven, I. Razenshteyn, and L. Schmidt. Practical and optimal lsh for angular distance. In *NeurIPS*, 2015.
- [5] Z. Azerbayev, E. Ayers, and B. Piotrowski. Github repository: hoskison-center/proof-pile, 2022.
- [6] Y. Bai, X. Lv, J. Zhang, H. Lyu, J. Tang, Z. Huang, Z. Du, X. Liu, A. Zeng, L. Hou, et al. LongBench: A bilingual, multitask benchmark for long context understanding. In *ACL*, 2024.
- [7] R. A. Bradley and M. E. Terry. Rank analysis of incomplete block designs: I. the method of paired comparisons. *Biometrika*, 1952.
- [8] Z. Cao, T. Qin, T.-Y. Liu, M.-F. Tsai, and H. Li. Learning to rank: from pairwise approach to listwise approach. In *ICML*, 2007.
- [9] Y. Chen, G. Wang, J. Shang, S. Cui, Z. Zhang, T. Liu, S. Wang, Y. Sun, et al. NACL: A general and effective KV cache eviction framework for LLM at inference time. In *NACL*, 2024.
- [10] Z. Chen, R. Sadhukhan, Z. Ye, Y. Zhou, J. Zhang, N. Nolte, Y. Tian, M. Douze, L. Bottou, Z. Jia, and B. Chen. MagicPIG: LSH sampling for efficient LLM generation. In *NeurIPS*, 2024.
- [11] L. Gao, J. Tow, B. Abbasi, S. Biderman, S. Black, A. DiPofi, C. Foster, et al. Github repository: Eleutherai/llm-evaluation-harness, 2024.
- [12] S. Ge, Y. Zhang, L. Liu, M. Zhang, J. Han, and J. Gao. Model tells you what to discard: Adaptive KV cache compression for LLMs. In *ICLR*, 2024.
- [13] A. Grattafiori, A. Dubey, A. Jauhri, A. Pandey, A. Kadian, A. Al-Dahle, A. Letman, et al. The llama 3 herd of models. *arXiv*, 2024.
- [14] G. Kamradt. Github repository: gkamradt/llmtest_needleinahaystack, 2023.
- [15] H. Li, Y. Li, A. Tian, T. Tang, Z. Xu, X. Chen, N. Hu, W. Dong, Q. Li, and L. Chen. A survey on large language model acceleration based on kv cache management. *arXiv*, 2025.
- [16] Y. Li, Y. Huang, B. Yang, B. Venkitesh, A. Locatelli, H. Ye, T. Cai, P. Lewis, and D. Chen. SnapKV: LLM knows what you are looking for before generation. In *NeurIPS*, 2024.
- [17] M. Oren, M. Hassid, N. Yarden, Y. Adi, and R. Schwartz. Transformers are multi-state rnns. *arXiv*, 2024.
- [18] Z. Peitian. Huggingface dataset: namespace-pt/long-llm-data, 2024.
- [19] J. W. Rae, A. Potapenko, S. M. Jayakumar, C. Hillier, and T. P. Lillicrap. Compressive transformers for long-range sequence modelling. In *ICLR*, 2020.
- [20] J. Tang, Y. Zhao, K. Zhu, G. Xiao, B. Kasikci, and S. Han. QUEST: Query-Aware Sparsity for Efficient Long-Context LLM Inference. In *ICML*, 2024.
- [21] H. Touvron, L. Martin, K. Stone, T. Scialom, et al. Llama 2: Open foundation and fine-tuned chat models. *arXiv*, 2023.
- [22] M. Weber, D. Y. Fu, Q. G. Anthony, Y. Oren, S. Adams, A. Alexandrov, X. Lyu, et al. Redpajama: an open dataset for training large language models. In *NeurIPS*, 2024.
- [23] G. Xiao, Y. Tian, B. Chen, S. Han, and M. Lewis. Efficient streaming language models with attention sinks. In *ICLR*, 2024.

- [24] A. Yang, B. Yang, B. Zhang, B. Hui, B. Zheng, B. Yu, C. Li, D. Liu, F. Huang, et al. Qwen2.5 technical report. *arXiv*, 2025.
- [25] Z. Zhang, Y. Sheng, T. Zhou, T. Chen, L. Zheng, R. Cai, Z. Song, Y. Tian, C. Re, C. Barrett, Z. Wang, and B. Chen. H2o: Heavy-hitter oracle for efficient generative inference of large language models. In *NeurIPS*, 2023.

A Implementation Details

A.1 Training Setup

Table 7 summarizes the training configuration. For further details, including low-level specifics and weight files, refer to our open-source code.

Table 7: Detailed training configuration.

General			Learning Rate					Gradient	
Precision	Num Iters	Batch Size	Max LR	Min LR	Warm Up Iters	Warm Up Method	Annealing	Accumulation	Clipping
bf16	8,192	1	0.001	0	81	linear	cosine	1	1.0
Optimizer			Data						
Optimizer	β_1	β_2	Weight Decay	Corpus	Arxiv Samples	Book Samples	LLaMA2 Trunc	LLaMA3/Qwen Trunc	Trunc Side
adamw	0.9	0.98	0.1	arxiv, book	4,096	4,096	4,096	8,192	right

A.2 Baseline Methods

Oracle top-k. As introduced in Section 3.2, this baseline employs original attention to identify top- k indices, serving as a theoretical upper bound on performance. We provide pseudo-code below to illustrate a concrete implementation of the oracle top- k algorithm.

LSH top-k. This method uses training-free angular LSH [4] with the same hash code length as Spotlight Attention, providing a reference for MagicPIG’s linear hashing under our framework. Initialization details for angular LSH are in Appendix A.8.

Quest. [20] We adopt Quest’s official implementation with default hyperparameters, modifying only the token budget. Beyond the default 1024-token budget, we test ultra-low budgets to align with Spotlight Attention. For instance, for LLaMA2-7B and LLaMA3-8B, we use budgets of 128 and 256 tokens, compared to Spotlight Attention’s 81 and 163 tokens.

MagicPIG. [10] We adopt MagicPIG’s official implementation with default hyperparameters ($K = 15$, $L = 100$), retaining 64 local tokens and 4 initial tokens. For all experiments except the efficiency test, we use the official Python evaluation code to conduct the experiments.

A.3 Ranking Loss

We provide the ranking loss calculation in the following pseudo-code. To support longer sequence lengths during training, we employ three optimization techniques: (1) Random query selection, where only queries specified by `query_index` are optimized, rather than all queries. (2) Random top- k selection, where `max_top` is randomly sampled from the top- k set for optimization. (3) Random non-top- k selection, where `max_oth` is randomly sampled from the non-top- k set for optimization. These techniques enhance training efficiency in long-context scenarios.

```

1 def ranking_loss(
2     draft_attn,
3     true_attn,
4     query_index,
5     max_top,
6     max_oth,
7     maskout,
8     beta: float = 1.0,
9     alpha: float = 0.0):
10
11     loss = torch.tensor(0, dtype=torch.float32)
12     criterion = torch.nn.BCEWithLogitsLoss()
13
14     # PREPARE & APPLY MASK
15     num_kv = true_attn.shape[-1]
16     mask = torch.triu(torch.ones((num_kv, num_kv), dtype=torch.bool, device=true_attn.device), diagonal=1)[None, None, :, :]
17
18     if query_index is not None:
19         mask = mask[:, :, query_index, :]
20     true_attn = torch.masked_fill(true_attn, mask, value=torch.finfo(true_attn.dtype).min)
21
22     indices = torch.argsort(true_attn, dim=-1, descending=True)
23
24     top_cnt = int(indices.shape[-1] * (1 - maskout))
25     top_indices = indices[:, :, :top_cnt]
26     oth_indices = indices[:, :, top_cnt:]

```

```

27 if max_top is not None:
28     top_rnd_indices = torch.randperm(top_cnt, dtype=torch.int64, device=indices.device)[:max_top]
29     top_indices = top_indices[..., top_rnd_indices]
30 if max_oth is not None:
31     oth_rnd_indices = torch.randperm(indices.shape[-1] - top_cnt, dtype=torch.int64, device=indices.device)[
        max_oth]
32     oth_indices = oth_indices[..., oth_rnd_indices]
33
34 top_mask = torch.gather(mask.expand_as(true_attn), dim=-1, index=top_indices)[..., :, None]
35 oth_mask = torch.gather(mask.expand_as(true_attn), dim=-1, index=oth_indices)[..., None, :]
36
37 top_draft_attn = torch.gather(draft_attn, dim=-1, index=top_indices)[..., :, None]
38 oth_draft_attn = torch.gather(draft_attn, dim=-1, index=oth_indices)[..., None, :]
39
40 residual = top_draft_attn - oth_draft_attn
41 residual_mask = (top_mask | oth_mask).expand_as(residual).flatten(-3)
42
43 logits = residual.flatten(-3)[~residual_mask.bool()]
44 labels = torch.ones_like(logits)
45 loss += criterion(logits * beta - alpha, labels).cpu()
46
47 diff = torch.count_nonzero(logits < 0) / logits.numel()
48
49 return diff, loss

```

A.4 Needle-in-a-Haystack

NIAH is a prompt-sensitive test focusing on relative performance changes before and after applying Spotlight Attention, rather than absolute performance. The haystack, needle, and question used in our evaluation are depicted in Figure 7. The prompt, selected from a set proven effective in practice, is shown in Figure 8.

Haystack, Needle and Question

Haystack
Paul Graham Essays

Needle
The best thing to do in San Francisco is eat a sandwich and sit in Dolores Park on a sunny day.

Question
What is the best thing to do in San Francisco?

Figure 7: The haystack, needle, and retrieval question for the NIAH.

Prompt

LLaMA2-7B / LLaMA3-8B
You are a helpful AI bot that answers questions for a user. Keep your response short and direct. <context>
<retrieval question> Don't give information outside the document or repeat your findings. The document definitely contains the answer, and I'm 100% sure. So try your best to find it.

LLaMA2-7B-Chat
<s>[INST] You are a helpful AI bot that answers questions for a user. Keep your response short and direct.
<context> <retrieval question> Don't give information outside the document or repeat your findings. The document definitely contains the answer, and I'm 100% sure. So try your best to find it. [/INST]

Figure 8: Prompts used in NIAH test.

A.5 Language Modeling Perplexity

For Quest, we used the first 128 tokens for pre-filling with full attention. For MagicPIG, we pre-filled the first 1024 tokens with full attention to compute the key’s mean value. Our Spotlight Attention method employed sparse KV retrieval throughout without pre-filling. For LLaMA2 models, we evaluated the first 4K tokens per sample; for LLaMA3 and Qwen2.5 models, we used the first 8K tokens. We compared Quest and MagicPIG separately, as Quest and our method use a fixed token budget, while MagicPIG dynamically selects tokens and uses local windows and sink tokens.

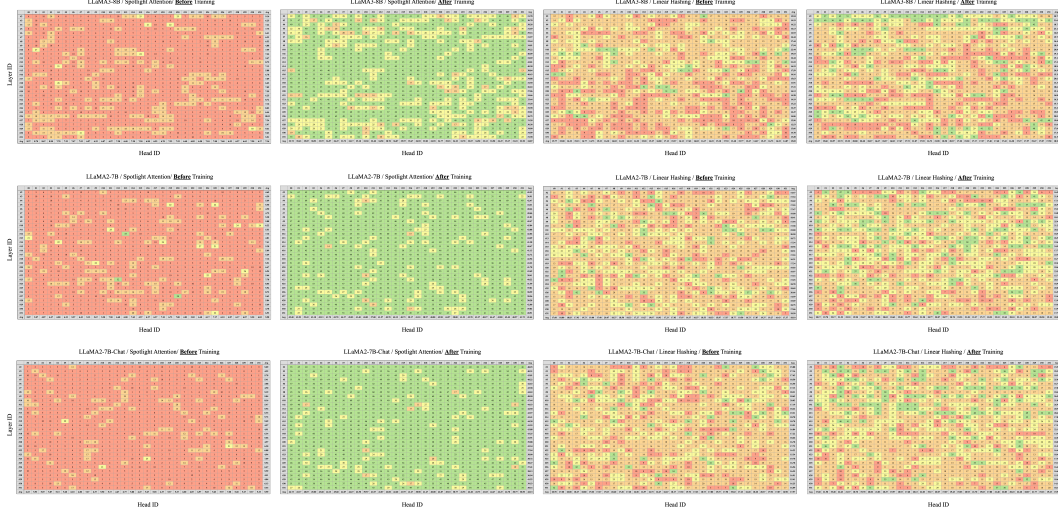


Figure 10: **Per-head retrieval accuracy.** Measured by Intersection over Union (IoU) of top- k sets predicted by oracle and Spotlight. (1) The results of linear hashing reveal that most heads maintain low IoU both pre- and post-training, suggesting their latent distributions are challenging to approximate with linear functions. (2) Random parameter initialization results in low before-training IoU for Spotlight Attention, which improves significantly after training.

B.3 Few-Shot Learning

To evaluate Spotlight Attention with short context lengths, we restrict the KV cache to 20 tokens and assess performance on 5-shot learning datasets from LM-Eval-Harness [11], including GLUE, SuperGLUE, OpenBookQA, HellaSwag, PiQA, Winogrande, ARC-E, ARC-C, MathQA, and MMLU.

As shown in Table 8, Spotlight Attention delivers strong performance. Comparisons with Quest and MagicPIG are omitted, as their large local windows or budgets consume most of the prompt length on most datasets, rendering such comparisons less meaningful. Instead, we emphasize the relative performance between Spotlight Attention and the original model.

Table 8: A 5-shot learning comparison between original model and Spotlight Attention under a fixed budget of 20 tokens was conducted across: GLUE (1), SuperGLUE (2), OpenBookQA (3), HellaSwag (4), PiQA (5), Winogrande (6), ARC-E (7), ARC-C (8), MathQA (9), and MMLU (10).

	#1	#2	#3	#4	#5	#6	#7	#8	#9	#10	Win Rate
LLaMA2-7B	0.489	0.646	0.342	0.604	0.776	0.733	0.793	0.478	0.262	0.468	56%
+Spotlight	0.494	0.632	0.336	0.581	0.786	0.748	0.793	0.469	0.284	0.466	44%
LLaMA2-7B-Chat	0.625	0.717	0.346	0.598	0.763	0.729	0.811	0.474	0.295	0.482	89%
+Spotlight	0.582	0.664	0.35	0.578	0.759	0.703	0.809	0.467	0.275	0.482	11%
LLaMA3-8B	0.618	0.727	0.378	0.631	0.804	0.772	0.85	0.534	0.418	0.663	38%
+Spotlight	0.620	0.736	0.378	0.624	0.804	0.773	0.851	0.533	0.411	0.664	62%

B.4 Downstream QA Tasks

The main text primarily reports LLaMA3-8B scores on LongBench. Here, we additionally present results for LLaMA2-7B and LLaMA2-7B-Chat, alongside comparisons of our method and Quest under varying token budgets, as shown in Table 9.

B.5 Ablation on Loss Function

In the previous section, we analyzed the limitations of reconstruction loss. Here, we compare its empirical performance with our proposed ranking loss. As shown in Table 10, our ranking loss significantly outperforms reconstruction loss, which provides minimal to no benefit.

	LLaMA3-8B	Upper Bound 98% Pruned	Linear Hashing 98% Pruned	Spotlight 98% Pruned	Quest 1024 Budget	Quest 256 Budget	MagicPIG
NarrativeQA	0.95	0.67	0.43	0.59	0.53	0.36	0.58
Qasper	1.00	0.57	0.34	0.54	0.57	0.37	0.48
MultiFieldQA-en	0.93	0.71	0.43	0.62	0.62	0.43	0.49
MultiFieldQA-zh	0.64	0.58	0.24	0.47	0.52	0.33	0.33
HotpotQA	1.00	0.76	0.48	0.66	0.70	0.49	0.69
2WikiMultihopQA	1.00	0.83	0.53	0.75	0.77	0.61	0.69
MuSiQue	1.00	0.78	0.50	0.69	0.72	0.56	0.73
DuReader	0.43	0.69	0.18	0.55	0.37	0.16	0.25
GovReport	1.00	0.58	0.26	0.55	0.51	0.23	0.34
QMSum	1.00	0.48	0.33	0.44	0.39	0.28	0.48
MultiNews	0.28	0.82	0.60	0.79	0.84	0.05	0.03
VCSUM	0.21	0.46	0.19	0.39	0.41	0.06	0.10
TREC	1.00	0.71	0.60	0.63	0.64	0.51	0.70
TriviaQA	1.00	0.66	0.31	0.53	0.55	0.34	0.51
SAMSum	1.00	0.54	0.30	0.48	0.45	0.28	0.34
LSHT	0.07	0.39	0.02	0.26	0.18	0.01	0.02
PassageCount	1.00	0.82	0.58	0.80	0.65	0.59	0.70
PassageRetrieval-en	1.00	0.71	0.41	0.55	0.60	0.42	0.41
PassageRetrieval-zh	1.00	0.66	0.33	0.60	0.61	0.36	0.46
LCC	0.81	0.67	0.34	0.60	0.70	0.40	0.46
RepoBench-P	0.70	0.71	0.31	0.59	0.47	0.30	0.41
Average	0.81	0.66	0.37	0.58	0.56	0.34	0.44

Figure 11: Detailed similarity between (i) the outputs of different models (including LLaMA3-8B itself) and (ii) those of LLaMA3-8B.

Table 9: **Absolute scores on LongBench.** Performance comparison of different methods on LongBench’s long-text downstream tasks: NarrativeQA (1-1), Qasper (1-2), MultiFieldQA-en (1-3), MultiFieldQA-zh (1-4), HotpotQA (2-1), 2WikiMultihopQA (2-2), MuSiQue (2-3), DuReader (2-4), GovReport (3-1), QMSum (3-2), MultiNews (3-3), VCSUM (3-4), TREC (4-1), TriviaQA (4-2), SAMSum (4-3), LSHT (4-4), PassageCount (5-1), PassageRetrieval-en (5-2), PassageRetrieval-zh (5-3), LCC (6-1), and RepoBench-P (6-2). (1) With 98% tokens pruned and *no local window or global sink tokens*, Spotlight Attention outperforms Quest and MagicPIG. (2) Spotlight Attention achieves performance on par with the original model, even in tasks like summarization and few-shot learning. (3) On subsets of Chinese (1-4, 2-4, 3-4), other LLaMA2-7B-Chat-based models generated answers in English, while Quest produced responses in Chinese, achieving overwhelmingly high scores.

Method	Configuration	Single-Doc.				Multi-Doc.				Summarization				Few-Shot				Synthetic				Code						
		#1-1	#1-2	#1-3	#1-4	Avg.	#2-1	#2-2	#2-3	#2-4	Avg.	#3-1	#3-2	#3-3	#3-4	Avg.	#4-1	#4-2	#4-3	#4-4	Avg.	#5-1	#5-2	#5-3	Avg.	#6-1	#6-2	Avg.
LLaMA2-7B	+Quest	8.71	7.18	15.42	13.84	11.29	6.55	8.27	2.91	11.38	7.27	15.06	19.80	6.03	9.30	12.54	68.00	30.62	30.83	18.25	36.92	1.26	6.97	8.00	5.41	63.66	56.63	60.14
	+Quest	8.78	9.78	17.05	14.86	12.84	8.91	8.51	2.95	12.53	8.22	18.38	20.84	9.63	8.40	14.21	66.00	67.06	30.35	17.50	42.22	1.69	6.47	7.38	5.18	63.88	58.82	61.35
	+Quest	9.17	4.69	13.69	5.76	8.32	6.00	5.16	2.07	8.05	5.32	6.73	17.78	3.27	3.34	7.78	45.00	31.53	14.53	8.00	24.76	0.83	4.06	1.50	2.13	47.88	44.16	46.02
	+MagicPIG	11.85	7.20	20.01	14.23	13.32	8.30	8.23	4.76	12.39	8.42	16.13	20.71	2.21	8.34	11.84	66.50	38.48	35.04	19.50	52.38	0.99	7.78	8.52	5.76	64.95	58.63	61.79
	+Spotlight	10.39	7.16	15.86	14.21	11.90	6.58	8.44	3.09	11.61	7.43	16.32	19.31	10.24	8.51	13.59	67.50	38.08	30.06	18.50	38.67	2.07	6.79	5.71	64.10	56.76	60.43	
LLaMA2-7B-Chat	+Quest	10.76	8.09	16.63	12.95	12.10	6.46	7.98	2.98	11.25	7.09	14.78	19.74	13.88	8.88	14.32	64.50	44.47	26.49	15.00	37.61	2.27	7.14	6.04	5.15	63.71	56.00	59.85
	+Quest	18.71	24.83	31.63	8.36	20.88	31.76	28.22	12.66	2.40	18.78	27.18	20.36	26.17	0.21	18.48	64.50	77.85	40.76	15.50	49.85	1.64	2.75	3.42	2.60	54.57	48.74	51.65
	+Quest	19.14	17.78	27.12	22.09	21.53	35.99	26.67	12.96	12.33	21.98	27.21	26.62	26.21	14.17	22.05	62.50	78.24	40.53	15.25	49.13	2.00	11.00	6.84	6.61	53.71	50.46	52.08
	+Quest	14.11	12.78	17.59	9.42	13.47	28.38	21.03	8.99	8.55	16.73	11.55	18.44	20.91	8.39	14.82	38.50	66.44	31.69	10.50	36.78	0.32	7.50	3.30	3.70	43.21	39.55	41.38
	+MagicPIG	18.84	23.79	28.80	9.43	20.21	31.97	28.23	11.96	11.17	18.83	26.32	20.31	25.49	0.14	18.65	65.50	85.59	40.52	16.25	51.96	1.52	3.50	4.24	3.08	57.94	52.17	55.05
LLaMA3-8B	+Quest	18.43	24.76	32.3	7.76	20.81	32.16	29.88	12.91	2.80	19.44	27.55	20.22	26.16	0.17	18.53	63.50	75.72	41.92	16.00	49.29	2.35	3.75	4.25	3.45	58.07	53.44	55.75
	+Spotlight	18.06	25.36	30.99	7.90	20.58	30.95	26.13	12.51	3.79	18.34	27.24	20.58	26.36	0.32	18.63	69.50	74.29	41.27	16.50	47.89	2.97	5.50	5.75	4.74	57.72	52.62	55.17
	+Quest	4.99	13.30	21.40	21.77	15.36	9.06	11.68	6.21	12.40	9.84	28.80	23.01	3.78	3.56	14.79	71.00	28.48	36.87	35.00	42.83	2.00	6.72	27.61	12.11	49.69	48.18	48.93
	+Quest	5.47	13.29	21.41	22.52	15.67	9.45	11.16	6.46	14.69	10.44	26.66	22.16	3.40	5.28	14.37	62.50	55.48	35.75	31.00	46.18	1.87	10.22	19.14	10.41	57.00	62.35	59.67
	+MagicPIG	5.90	12.68	19.03	18.80	14.10	9.13	11.78	6.44	13.88	10.30	17.41	20.76	2.24	4.51	11.23	47.50	55.10	32.41	26.75	40.44	2.25	6.82	11.61	6.89	61.13	58.07	59.60
LLaMA3-8B	+Quest	3.90	13.53	17.51	18.71	13.41	9.16	11.59	6.03	13.70	10.12	23.58	23.90	1.77	4.80	13.41	71.50	90.37	44.02	33.50	59.84	1.20	7.15	13.87	7.40	60.93	65.61	67.77
	+Spotlight	4.87	13.63	21.54	20.91	15.23	9.16	11.83	6.34	11.89	9.80	27.09	23.35	3.36	3.37	14.29	70.50	39.32	36.89	34.00	45.17	2.03	6.16	24.51	10.90	53.36	47.62	50.49
	+Spotlight	4.59	14.14	20.48	21.64	15.21	9.82	11.97	6.31	11.89	9.99	28.97	23.28	4.37	3.58	14.30	70.50	51.33	34.06	33.50	46.84	2.07	6.59	27.11	9.42	52.26	47.83	48.54

B.6 Ablation on Attention Estimation Methods

We evaluated two approaches: hashing with Hamming distance (our default choice) and down-projection with inner product. At a 16x compression rate, results in Table 11 show that hashing outperforms down-projection, demonstrating greater efficiency when the dimensionality is low.

Table 10: **Ablation on training loss.** Compared to attention reconstruction loss, our proposed ranking loss yields significantly improved training outcomes.

Loss	PG19	Math	Code
Attn. Recon. Loss	21.341	8.856	11.573
Ranking Loss (ours)	8.977	3.621	5.434

Table 11: **Ablation on estimation method.** We compared two attention estimation methods: hashing with Hamming distance (our default choice) and down-projection with inner product. Results indicate that hashing with Hamming distance performs better.

Estimation Method	Training	PG19	Math	Code
Down Proj. ($16\times$) + Inner Prod.	✓	14.743	5.425	7.619
Hashing + Hamming Dist. (ours)		8.977	3.621	5.434

NeurIPS Paper Checklist

The checklist is designed to encourage best practices for responsible machine learning research, addressing issues of reproducibility, transparency, research ethics, and societal impact. Do not remove the checklist: **The papers not including the checklist will be desk rejected.** The checklist should follow the references and follow the (optional) supplemental material. The checklist does NOT count towards the page limit.

Please read the checklist guidelines carefully for information on how to answer these questions. For each question in the checklist:

- You should answer [Yes], [No], or [NA].
- [NA] means either that the question is Not Applicable for that particular paper or the relevant information is Not Available.
- Please provide a short (1–2 sentence) justification right after your answer (even for NA).

The checklist answers are an integral part of your paper submission. They are visible to the reviewers, area chairs, senior area chairs, and ethics reviewers. You will be asked to also include it (after eventual revisions) with the final version of your paper, and its final version will be published with the paper.

The reviewers of your paper will be asked to use the checklist as one of the factors in their evaluation. While "[Yes]" is generally preferable to "[No]", it is perfectly acceptable to answer "[No]" provided a proper justification is given (e.g., "error bars are not reported because it would be too computationally expensive" or "we were unable to find the license for the dataset we used"). In general, answering "[No]" or "[NA]" is not grounds for rejection. While the questions are phrased in a binary way, we acknowledge that the true answer is often more nuanced, so please just use your best judgment and write a justification to elaborate. All supporting evidence can appear either in the main paper or the supplemental material, provided in appendix. If you answer [Yes] to a question, in the justification please point to the section(s) where related material for the question can be found.

IMPORTANT, please:

- **Delete this instruction block, but keep the section heading “NeurIPS Paper Checklist”,**
- **Keep the checklist subsection headings, questions/answers and guidelines below.**
- **Do not modify the questions and only use the provided macros for your answers.**

1. Claims

Question: Do the main claims made in the abstract and introduction accurately reflect the paper’s contributions and scope?

Answer: [Yes]

Justification: The experimental section validates all ideas introduced in the Introduction, confirming the accuracy of all stated contributions.

Guidelines:

- The answer NA means that the abstract and introduction do not include the claims made in the paper.
- The abstract and/or introduction should clearly state the claims made, including the contributions made in the paper and important assumptions and limitations. A No or NA answer to this question will not be perceived well by the reviewers.
- The claims made should match theoretical and experimental results, and reflect how much the results can be expected to generalize to other settings.
- It is fine to include aspirational goals as motivation as long as it is clear that these goals are not attained by the paper.

2. Limitations

Question: Does the paper discuss the limitations of the work performed by the authors?

Answer: [Yes]

Justification: In the Conclusion and Limitations section, we outline the limitations of this study.

Guidelines:

- The answer NA means that the paper has no limitation while the answer No means that the paper has limitations, but those are not discussed in the paper.
- The authors are encouraged to create a separate "Limitations" section in their paper.
- The paper should point out any strong assumptions and how robust the results are to violations of these assumptions (e.g., independence assumptions, noiseless settings, model well-specification, asymptotic approximations only holding locally). The authors should reflect on how these assumptions might be violated in practice and what the implications would be.
- The authors should reflect on the scope of the claims made, e.g., if the approach was only tested on a few datasets or with a few runs. In general, empirical results often depend on implicit assumptions, which should be articulated.
- The authors should reflect on the factors that influence the performance of the approach. For example, a facial recognition algorithm may perform poorly when image resolution is low or images are taken in low lighting. Or a speech-to-text system might not be used reliably to provide closed captions for online lectures because it fails to handle technical jargon.
- The authors should discuss the computational efficiency of the proposed algorithms and how they scale with dataset size.
- If applicable, the authors should discuss possible limitations of their approach to address problems of privacy and fairness.
- While the authors might fear that complete honesty about limitations might be used by reviewers as grounds for rejection, a worse outcome might be that reviewers discover limitations that aren't acknowledged in the paper. The authors should use their best judgment and recognize that individual actions in favor of transparency play an important role in developing norms that preserve the integrity of the community. Reviewers will be specifically instructed to not penalize honesty concerning limitations.

3. Theory assumptions and proofs

Question: For each theoretical result, does the paper provide the full set of assumptions and a complete (and correct) proof?

Answer: [NA]

Justification: Our experiments do not contain theoretical results, only some empirical conclusions.

Guidelines:

- The answer NA means that the paper does not include theoretical results.
- All the theorems, formulas, and proofs in the paper should be numbered and cross-referenced.
- All assumptions should be clearly stated or referenced in the statement of any theorems.
- The proofs can either appear in the main paper or the supplemental material, but if they appear in the supplemental material, the authors are encouraged to provide a short proof sketch to provide intuition.
- Inversely, any informal proof provided in the core of the paper should be complemented by formal proofs provided in appendix or supplemental material.
- Theorems and Lemmas that the proof relies upon should be properly referenced.

4. Experimental result reproducibility

Question: Does the paper fully disclose all the information needed to reproduce the main experimental results of the paper to the extent that it affects the main claims and/or conclusions of the paper (regardless of whether the code and data are provided or not)?

Answer: [Yes]

Justification: The Experimental Setup section provides detailed descriptions of the experiments, with comprehensive details included in the Appendix A.

Guidelines:

- The answer NA means that the paper does not include experiments.
- If the paper includes experiments, a No answer to this question will not be perceived well by the reviewers: Making the paper reproducible is important, regardless of whether the code and data are provided or not.
- If the contribution is a dataset and/or model, the authors should describe the steps taken to make their results reproducible or verifiable.
- Depending on the contribution, reproducibility can be accomplished in various ways. For example, if the contribution is a novel architecture, describing the architecture fully might suffice, or if the contribution is a specific model and empirical evaluation, it may be necessary to either make it possible for others to replicate the model with the same dataset, or provide access to the model. In general, releasing code and data is often one good way to accomplish this, but reproducibility can also be provided via detailed instructions for how to replicate the results, access to a hosted model (e.g., in the case of a large language model), releasing of a model checkpoint, or other means that are appropriate to the research performed.
- While NeurIPS does not require releasing code, the conference does require all submissions to provide some reasonable avenue for reproducibility, which may depend on the nature of the contribution. For example
 - (a) If the contribution is primarily a new algorithm, the paper should make it clear how to reproduce that algorithm.
 - (b) If the contribution is primarily a new model architecture, the paper should describe the architecture clearly and fully.
 - (c) If the contribution is a new model (e.g., a large language model), then there should either be a way to access this model for reproducing the results or a way to reproduce the model (e.g., with an open-source dataset or instructions for how to construct the dataset).
 - (d) We recognize that reproducibility may be tricky in some cases, in which case authors are welcome to describe the particular way they provide for reproducibility. In the case of closed-source models, it may be that access to the model is limited in some way (e.g., to registered users), but it should be possible for other researchers to have some path to reproducing or verifying the results.

5. Open access to data and code

Question: Does the paper provide open access to the data and code, with sufficient instructions to faithfully reproduce the main experimental results, as described in supplemental material?

Answer: [\[Yes\]](#)

Justification: We provide open access to data and code in the Abstract.

Guidelines:

- The answer NA means that paper does not include experiments requiring code.
- Please see the NeurIPS code and data submission guidelines (<https://nips.cc/public/guides/CodeSubmissionPolicy>) for more details.
- While we encourage the release of code and data, we understand that this might not be possible, so “No” is an acceptable answer. Papers cannot be rejected simply for not including code, unless this is central to the contribution (e.g., for a new open-source benchmark).
- The instructions should contain the exact command and environment needed to run to reproduce the results. See the NeurIPS code and data submission guidelines (<https://nips.cc/public/guides/CodeSubmissionPolicy>) for more details.
- The authors should provide instructions on data access and preparation, including how to access the raw data, preprocessed data, intermediate data, and generated data, etc.
- The authors should provide scripts to reproduce all experimental results for the new proposed method and baselines. If only a subset of experiments are reproducible, they should state which ones are omitted from the script and why.

- At submission time, to preserve anonymity, the authors should release anonymized versions (if applicable).
- Providing as much information as possible in supplemental material (appended to the paper) is recommended, but including URLs to data and code is permitted.

6. Experimental setting/details

Question: Does the paper specify all the training and test details (e.g., data splits, hyper-parameters, how they were chosen, type of optimizer, etc.) necessary to understand the results?

Answer: [\[Yes\]](#)

Justification: All experimental details are provided in the Experiment Setup chapter, with implementation details included in the Appendix A.

Guidelines:

- The answer NA means that the paper does not include experiments.
- The experimental setting should be presented in the core of the paper to a level of detail that is necessary to appreciate the results and make sense of them.
- The full details can be provided either with the code, in appendix, or as supplemental material.

7. Experiment statistical significance

Question: Does the paper report error bars suitably and correctly defined or other appropriate information about the statistical significance of the experiments?

Answer: [\[Yes\]](#)

Justification: For experiments involving randomness (Sec 4.2), such as the efficiency tests, we conducted multiple sampling iterations and reported the mean values.

Guidelines:

- The answer NA means that the paper does not include experiments.
- The authors should answer "Yes" if the results are accompanied by error bars, confidence intervals, or statistical significance tests, at least for the experiments that support the main claims of the paper.
- The factors of variability that the error bars are capturing should be clearly stated (for example, train/test split, initialization, random drawing of some parameter, or overall run with given experimental conditions).
- The method for calculating the error bars should be explained (closed form formula, call to a library function, bootstrap, etc.)
- The assumptions made should be given (e.g., Normally distributed errors).
- It should be clear whether the error bar is the standard deviation or the standard error of the mean.
- It is OK to report 1-sigma error bars, but one should state it. The authors should preferably report a 2-sigma error bar than state that they have a 96% CI, if the hypothesis of Normality of errors is not verified.
- For asymmetric distributions, the authors should be careful not to show in tables or figures symmetric error bars that would yield results that are out of range (e.g. negative error rates).
- If error bars are reported in tables or plots, The authors should explain in the text how they were calculated and reference the corresponding figures or tables in the text.

8. Experiments compute resources

Question: For each experiment, does the paper provide sufficient information on the computer resources (type of compute workers, memory, time of execution) needed to reproduce the experiments?

Answer: [\[Yes\]](#)

Justification: We give the relevant information in Sec 4.2.

Guidelines:

- The answer NA means that the paper does not include experiments.
- The paper should indicate the type of compute workers CPU or GPU, internal cluster, or cloud provider, including relevant memory and storage.
- The paper should provide the amount of compute required for each of the individual experimental runs as well as estimate the total compute.
- The paper should disclose whether the full research project required more compute than the experiments reported in the paper (e.g., preliminary or failed experiments that didn't make it into the paper).

9. Code of ethics

Question: Does the research conducted in the paper conform, in every respect, with the NeurIPS Code of Ethics <https://neurips.cc/public/EthicsGuidelines>?

Answer: [Yes]

Justification: Our research conducted in the paper conform, in every respect, with the NeurIPS Code of Ethics.

Guidelines:

- The answer NA means that the authors have not reviewed the NeurIPS Code of Ethics.
- If the authors answer No, they should explain the special circumstances that require a deviation from the Code of Ethics.
- The authors should make sure to preserve anonymity (e.g., if there is a special consideration due to laws or regulations in their jurisdiction).

10. Broader impacts

Question: Does the paper discuss both potential positive societal impacts and negative societal impacts of the work performed?

Answer: [NA]

Justification: Our approach does not involve societal impact.

Guidelines:

- The answer NA means that there is no societal impact of the work performed.
- If the authors answer NA or No, they should explain why their work has no societal impact or why the paper does not address societal impact.
- Examples of negative societal impacts include potential malicious or unintended uses (e.g., disinformation, generating fake profiles, surveillance), fairness considerations (e.g., deployment of technologies that could make decisions that unfairly impact specific groups), privacy considerations, and security considerations.
- The conference expects that many papers will be foundational research and not tied to particular applications, let alone deployments. However, if there is a direct path to any negative applications, the authors should point it out. For example, it is legitimate to point out that an improvement in the quality of generative models could be used to generate deepfakes for disinformation. On the other hand, it is not needed to point out that a generic algorithm for optimizing neural networks could enable people to train models that generate Deepfakes faster.
- The authors should consider possible harms that could arise when the technology is being used as intended and functioning correctly, harms that could arise when the technology is being used as intended but gives incorrect results, and harms following from (intentional or unintentional) misuse of the technology.
- If there are negative societal impacts, the authors could also discuss possible mitigation strategies (e.g., gated release of models, providing defenses in addition to attacks, mechanisms for monitoring misuse, mechanisms to monitor how a system learns from feedback over time, improving the efficiency and accessibility of ML).

11. Safeguards

Question: Does the paper describe safeguards that have been put in place for responsible release of data or models that have a high risk for misuse (e.g., pretrained language models, image generators, or scraped datasets)?

Answer: [NA]

Justification: Our work does not include such risks.

Guidelines:

- The answer NA means that the paper poses no such risks.
- Released models that have a high risk for misuse or dual-use should be released with necessary safeguards to allow for controlled use of the model, for example by requiring that users adhere to usage guidelines or restrictions to access the model or implementing safety filters.
- Datasets that have been scraped from the Internet could pose safety risks. The authors should describe how they avoided releasing unsafe images.
- We recognize that providing effective safeguards is challenging, and many papers do not require this, but we encourage authors to take this into account and make a best faith effort.

12. Licenses for existing assets

Question: Are the creators or original owners of assets (e.g., code, data, models), used in the paper, properly credited and are the license and terms of use explicitly mentioned and properly respected?

Answer: [Yes]

Justification: All assets used are well-known, properly referenced, and their information is readily accessible.

Guidelines:

- The answer NA means that the paper does not use existing assets.
- The authors should cite the original paper that produced the code package or dataset.
- The authors should state which version of the asset is used and, if possible, include a URL.
- The name of the license (e.g., CC-BY 4.0) should be included for each asset.
- For scraped data from a particular source (e.g., website), the copyright and terms of service of that source should be provided.
- If assets are released, the license, copyright information, and terms of use in the package should be provided. For popular datasets, paperswithcode.com/datasets has curated licenses for some datasets. Their licensing guide can help determine the license of a dataset.
- For existing datasets that are re-packaged, both the original license and the license of the derived asset (if it has changed) should be provided.
- If this information is not available online, the authors are encouraged to reach out to the asset's creators.

13. New assets

Question: Are new assets introduced in the paper well documented and is the documentation provided alongside the assets?

Answer: [NA]

Justification: Our paper does not release new assets.

Guidelines:

- The answer NA means that the paper does not release new assets.
- Researchers should communicate the details of the dataset/code/model as part of their submissions via structured templates. This includes details about training, license, limitations, etc.
- The paper should discuss whether and how consent was obtained from people whose asset is used.
- At submission time, remember to anonymize your assets (if applicable). You can either create an anonymized URL or include an anonymized zip file.

14. Crowdsourcing and research with human subjects

Question: For crowdsourcing experiments and research with human subjects, does the paper include the full text of instructions given to participants and screenshots, if applicable, as well as details about compensation (if any)?

Answer: [NA]

Justification: Our paper does not involve crowdsourcing nor research with human subjects.

Guidelines:

- The answer NA means that the paper does not involve crowdsourcing nor research with human subjects.
- Including this information in the supplemental material is fine, but if the main contribution of the paper involves human subjects, then as much detail as possible should be included in the main paper.
- According to the NeurIPS Code of Ethics, workers involved in data collection, curation, or other labor should be paid at least the minimum wage in the country of the data collector.

15. Institutional review board (IRB) approvals or equivalent for research with human subjects

Question: Does the paper describe potential risks incurred by study participants, whether such risks were disclosed to the subjects, and whether Institutional Review Board (IRB) approvals (or an equivalent approval/review based on the requirements of your country or institution) were obtained?

Answer: [NA]

Justification: Our paper does not involve crowdsourcing nor research with human subjects.

Guidelines:

- The answer NA means that the paper does not involve crowdsourcing nor research with human subjects.
- Depending on the country in which research is conducted, IRB approval (or equivalent) may be required for any human subjects research. If you obtained IRB approval, you should clearly state this in the paper.
- We recognize that the procedures for this may vary significantly between institutions and locations, and we expect authors to adhere to the NeurIPS Code of Ethics and the guidelines for their institution.
- For initial submissions, do not include any information that would break anonymity (if applicable), such as the institution conducting the review.

16. Declaration of LLM usage

Question: Does the paper describe the usage of LLMs if it is an important, original, or non-standard component of the core methods in this research? Note that if the LLM is used only for writing, editing, or formatting purposes and does not impact the core methodology, scientific rigor, or originality of the research, declaration is not required.

Answer: [NA]

Justification: Our study focuses on open-source LLMs, but LLMs are not involved in the research methodology.

Guidelines:

- The answer NA means that the core method development in this research does not involve LLMs as any important, original, or non-standard components.
- Please refer to our LLM policy (<https://neurips.cc/Conferences/2025/LLM>) for what should or should not be described.