

A Self-Supervised Mixture-of-Experts Framework for Multi-behavior Recommendation

Kyungho Kim
KAIST

Seoul, Republic of Korea
kkyungho@kaist.ac.kr

Sunwoo Kim
KAIST

Seoul, Republic of Korea
kswoo97@kaist.ac.kr

Geon Lee
KAIST

Seoul, Republic of Korea
geonlee0325@kaist.ac.kr

Kijung Shin
KAIST

Seoul, Republic of Korea
kijungs@kaist.ac.kr

Abstract

In e-commerce, where users face a vast array of possible item choices, recommender systems are vital for helping them discover suitable items they might otherwise overlook. While many recommender systems primarily rely on a user's purchase history, recent *multi-behavior recommender systems* incorporate various auxiliary user behaviors, such as item clicks and cart additions, to enhance recommendations. Despite their overall performance gains, their effectiveness varies considerably between *visited items* (i.e., those a user has interacted with through auxiliary behaviors) and *unvisited items* (i.e., those with which the user has had no such interactions). Specifically, our analysis reveals that (1) existing multi-behavior recommender systems exhibit a significant gap in recommendation quality between the two item types (visited and unvisited items) and (2) achieving strong performance on both types with a single model architecture remains challenging. To tackle these issues, we propose a novel multi-behavior recommender system, MEMBER. It employs a mixture-of-experts framework, with experts designed to recommend the two item types, respectively. Each expert is trained using a self-supervised method specialized for its design goal. In our comprehensive experiments, we show the effectiveness of MEMBER across both item types, achieving up to 65.46% performance gain over the best competitor in terms of Hit Ratio@20.

CCS Concepts

• Information systems → Recommender systems.

Keywords

Multi-behavior recommendation, Self-supervised learning, Collaborative filtering, Mixture of experts

ACM Reference Format:

Kyungho Kim, Sunwoo Kim, Geon Lee, and Kijung Shin. 2025. A Self-Supervised Mixture-of-Experts Framework for Multi-behavior Recommendation. In *Proceedings of the 34th ACM International Conference on Information and Knowledge Management (CIKM '25)*, November 10–14, 2025, Seoul, Republic of Korea. ACM, New York, NY, USA, 10 pages. <https://doi.org/10.1145/3746252.3761286>

1 Introduction

In the era of e-commerce, where an overwhelming number of options are available, users often struggle to discover suitable items, as

they are frequently unaware of better choices amid the abundance. To address this challenge, recommender systems help users identify such items. By delivering personalized suggestions, these systems not only enhance user experience but also boost retailer sales.

Traditionally, recommender systems have primarily focused on users' purchase history [1, 5, 8, 9, 14, 18, 28, 40]. However, it is important to note that users also engage in other behaviors, such as clicking on items and/or adding items to carts. These auxiliary user behaviors often provide crucial insights into users' preferences.

Multi-behavior recommender systems [2–4, 10, 12, 19, 23, 26, 32, 34] incorporate these auxiliary behaviors with purchase history to deliver more relevant recommendations for each user. Notably, multi-behavior recommender systems are demonstrated to provide better recommendations to users compared to those only rely on user purchase history [2, 7, 33, 34].

Despite their success, our analysis reveals that the effectiveness of existing multi-behavior recommender systems varies across *visited items*, which a user clicked or added to the cart before purchase, and *unvisited items*, which are directly purchased without prior interactions. Specifically, our findings indicate that these systems fail to effectively address this disparity. *First*, the recommendation quality of these models is significantly lower for the unvisited items compared to the visited items. While they effectively recommend items users have clicked on and/or added to their carts, they often fail to do so for items without prior users' auxiliary behavior. *Second*, model rankings for visited items differ significantly from those for unvisited items. Notably, the best-performing model varies across these item types, highlighting the challenge of achieving strong performance in both with a single model.

However, an effective multi-behavior recommender system should provide high-quality recommendations for both item types. The visited items are particularly crucial from a business perspective, as they have a high likelihood of being purchased. Meanwhile, the unvisited items are especially valuable from a customer perspective, as recommending them helps users discover previously unknown products, thereby broadening their choices.

To address the above challenges and improve recommendation performance across both item types, we propose a novel multi-behavior recommender system, **MEMBER** (**M**ixture-of-**E**xperts for **M**ulti-**B**ehavior **R**ecommendation). In a nutshell, MEMBER employs a mixture-of-experts framework, where each expert is specialized in a distinct recommendation task: (1) recommending visited items and (2) recommending unvisited items. To achieve this, each expert is trained using a tailored self-supervised learning approach. Specifically, a *visited-item expert* is trained using specialized contrastive learning to identify auxiliary behaviors that lead



This work is licensed under a Creative Commons Attribution 4.0 International License. *CIKM '25, Seoul, Republic of Korea*

© 2025 Copyright held by the owner/author(s).

ACM ISBN 979-8-4007-2040-6/2025/11

<https://doi.org/10.1145/3746252.3761286>

to a purchase. Meanwhile, an unvisited-item expert combines generative self-supervised learning and contrastive learning to infer purchased items without relying on preceding auxiliary behaviors.

Our comprehensive experiments using four evaluation metrics, nine baseline methods, and three datasets demonstrate the effectiveness of MEMBER in multi-behavior recommendation. Specifically, it outperforms all baseline methods in widely-used evaluation settings (all 12 settings) and the majority of settings for both visited-item (5 out of 6 settings) and unvisited-item (4 out of 6 settings) recommendations. Our key contributions are summarized as:

- We empirically show that (1) the recommendation quality of the existing multi-behavior recommender systems drops significantly for unvisited items compared to visited items, and (2) providing accurate recommendations for both item types with a single model architecture is challenging.
- We propose MEMBER, a novel multi-behavior recommender system that tackles this limitation through a mixture-of-expert framework where each expert is specialized in recommending the unvisited items and the visited items, respectively.
- MEMBER achieves a new state-of-the-art in the standard evaluation setting, demonstrating superior performance in both visited-item and unvisited-item recommendations, with up to 65.46% gain in Hit Ratio@20 over the strongest competitor.

For **reproducibility**, we release our code, datasets, and an online appendix at <https://github.com/K-Kyungho/MEMBER>.

2 Related Work & Preliminaries

In this section, we review related work, introduce key notations, and formally define the problem of multi-behavior recommendation.

2.1 Related Work

Multi-behavior recommender systems. Multi-behavior recommendation leverages various types of user-item interactions to improve recommendation accuracy by extracting relevant signals from auxiliary behaviors [10, 16, 19, 22, 24, 26, 29, 30, 32, 34, 39, 42]; for a detailed survey, see [12]. Notably, in various recommendation tasks, multi-behavior recommender systems are demonstrated to be more effective than single-behavior recommender systems (i.e., methods that only leverage users’ previous purchase history) [2, 10, 32, 34]. Prior works focus on how to effectively model auxiliary behaviors, exploring various techniques, such as transformer- and attention-based approaches [16, 31, 35], self-supervised learning [7, 30, 33, 37, 38] and encoding architecture of auxiliary behaviors [4, 34].

However, despite their use, auxiliary behaviors have not been subjected to in-depth analysis regarding their impact on recommendation performance. Especially, recommendation performances on visited items and unvisited items, two critical aspects for evaluating multi-behavior recommender systems, have not been systematically distinguished (see Section 3). As a result, to the best of our knowledge, no approach has been developed to address the distinct challenges of visited and unvisited item recommendations.

To bridge this gap, our work is the first to formally define visited items and unvisited items recommendations in the multi-behavior setting and introduce a Mixture of Experts (MoE)-based framework that can select expert networks based on behavioral signals. Our method is detailed in Section 4.

Table 1: Frequently-used notations

| Notation | Definition |
|--|--|
| $u \in \mathcal{U}$ | User u in the user set \mathcal{U} |
| $i \in \mathcal{I}$ | Item i in the item set \mathcal{I} |
| $m \in \mathcal{M}$ | Behavior m within the behavior set (e.g., click, collect, cart, and buy) |
| $\mathcal{E}^{(m)}$ | User-item interaction set corresponding to m |
| $\mathcal{I}_u^{(m)}$ | Items that user u has interacted corresponding to m |
| $\mathcal{C}_u^{(V)}$ | Visited items of user u |
| $\mathcal{C}_u^{(U)}$ | Unvisited items of user u |
| f | LightGCN [8] graph convolution function |
| $\mathbf{E} \in \mathbb{R}^{ \mathcal{U} \times d}$ | User embedding matrix, where u -th row corresponds to user u ’s embedding \mathbf{E}_u |
| $\mathbf{H} \in \mathbb{R}^{ \mathcal{I} \times d}$ | Item embedding matrix, where i -th row corresponds to item i ’s embedding \mathbf{H}_i |

Mixture-of-experts (MoE) in recommender systems. MoE architectures have been widely employed in various recommendation tasks [17, 20, 21, 27, 41], particularly in multi-domain and multi-task settings, where they are used to capture domain- or task-specific knowledge. In these applications, the objectives for each domain or task are typically explicit and well-defined, enabling the model to learn distinct representations (or parameters) for each recommendation target. For instance, in multi-domain recommendation, MoE-based approaches allocate separate experts to different product categories, allowing them to specialize in domain-specific characteristics. However, directly adopting these architectures for multi-behavior recommendation poses unique challenges. Unlike multi-domain or multi-task settings where each task has a well-defined objective, multi-behavior recommendation involves multiple behavioral signals as inputs (e.g., clicks, cart additions) but a single final target (e.g., purchase). This structural difference makes it non-trivial to directly apply existing MoE frameworks.

To address this challenge, our work proposes a new perspective on the formulation of the target task driven by real-world data analysis, where we differentiate between the recommendation of visited items and unvisited items. This reformulation allows MoE to be effectively used for multi-behavior recommendation by assigning specialized experts to capture distinct behavioral signals and their varying contributions to each target recommendation scenario.

2.2 Notations and problem definition

Let $\mathcal{U} = \{u_1, \dots, u_{|\mathcal{U}|}\}$ denote a set of users and $\mathcal{I} = \{i_1, \dots, i_{|\mathcal{I}|}\}$ denote a set of items. Users interact with items through various types of behaviors (e.g., click, collect, add-to-cart, and buy). Let $\mathcal{M} = \{m_1, \dots, m_{|\mathcal{M}|}\}$ represent the set of all possible behaviors (typically, $\mathcal{M} = \{\text{click, collect, cart, buy}\}$). Interactions for each behavior $m \in \mathcal{M}$ are represented as a distinct user-item bipartite graph $\mathcal{G}^{(m)} = (\mathcal{V}, \mathcal{E}^{(m)})$, where $\mathcal{V} = \mathcal{U} \cup \mathcal{I}$ is the set of users and items, which is consistent across all behaviors, and $\mathcal{E}^{(m)}$ represents the user-item interactions specific to behavior m . Specifically, $(u, i) \in \mathcal{E}^{(m)}$ indicates that user u has interacted with item i through behavior m . For each user u , we use $\mathcal{I}_u^{(m)}$ to denote

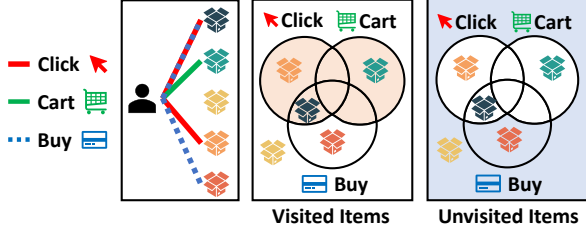


Figure 1: An example of the visited items ($C_u^{(V)}$) and unvisited items ($C_u^{(U)}$) for user u . The set of items interacted with through each behavior (e.g., click, cart, buy) is represented as a circle, and these item sets are collectively visualized using a Venn diagram. The shaded areas in each Venn diagram indicate the visited items (left) and unvisited items (right).

the set of items that the user interacted through behavior m , i.e., $\mathcal{I}_u^{(m)} = \{i \in \mathcal{I} : (u, i) \in \mathcal{E}^{(m)}\}$. Note that users can interact with the same item through multiple behaviors. The buying behavior is referred to as the *target behavior*, as predicting the items that users will buy is the goal of multi-behavior recommendation, as formalized below. The remaining behaviors are referred to as *auxiliary behaviors*, as they provide additional information to help us provide better recommendations to users. Based on these concepts, the problem of multi-behavior recommendation is defined as follows:

DEFINITION 1 (MULTI-BEHAVIOR RECOMMENDATION). *Given a set of user-item interactions $\mathcal{E}^{(m)}$ for each behavior $m \in \mathcal{M}$, the goal of multi-behavior recommendation is to provide each user $u \in \mathcal{U}$ with a ranked list (or top- k) of items that the user has not yet bought but is likely to buy in the future.*

3 Data Analysis

In this section, we first define the concepts of visited and unvisited items, and then we analyze the limitations of the existing multi-behavior recommender systems, focusing on the recommendation quality gap between visited and unvisited items.

3.1 Analysis Settings

Visited & unvisited items (refer to Figure 1). For each user, the *visited items* are those the user has interacted with through auxiliary behaviors. Formally, the set of visited items of user u , denoted as $C_u^{(V)}$, is defined as $C_u^{(V)} = \bigcup_{m \in \mathcal{M} \setminus \{\text{buy}\}} \mathcal{I}_u^{(m)}$. In contrast, the *unvisited items* are those the user has not interacted with through auxiliary behaviors. The set of the unvisited items of user u , denoted as $C_u^{(U)}$, is defined as $C_u^{(U)} = \mathcal{I} \setminus (\bigcup_{m \in \mathcal{M} \setminus \{\text{buy}\}} \mathcal{I}_u^{(m)})$. Note that $C_u^{(V)}$ and $C_u^{(U)}$ are disjoint, i.e., $C_u^{(V)} \cap C_u^{(U)} = \emptyset$.

Difference between cold-start items and unvisited items. The notion of unvisited items differs from the concept of cold-start items [6, 11, 43]. While cold-start items refer to items with few or no interactions at the global level (i.e., across all users), unvisited items are defined at the level of individual users. Specifically, an unvisited item for a user is one that the user has not interacted with, even though the same item may be a visited item for other users with interaction history.

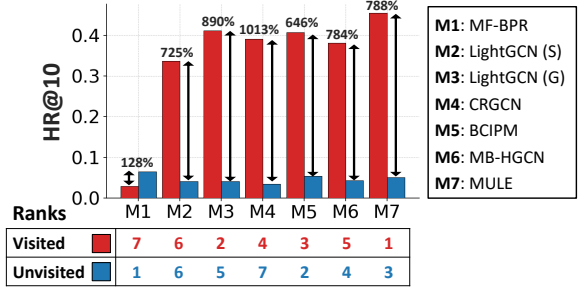


Figure 2: Performance comparison of visited vs. unvisited item recommendation on the Tmall dataset across two single-behavior and five multi-behavior recommender systems. The black arrows denote performance gaps, and ranks (lower is better) indicate model effectiveness in each setting.

Model training and evaluation. We train the model by using all given behavior information (i.e., $\mathcal{G}^{(m)}, \forall m \in \mathcal{M}$). Then, we evaluate the recommendation quality of the trained model for (1) visited items and (2) unvisited items, for each user u whose target behavior (i.e., purchase) is in the test set. To this end, we first categorize the corresponding user’s *test* target behavior as either (1) a *visited-item purchase* if the corresponding item belongs to $C_u^{(V)}$, or (2) a *unvisited-item purchase* if the corresponding item belongs to $C_u^{(U)}$. The trained model’s visited-item recommendation quality is evaluated based on its ability to assign high scores to visited-item purchases compared to other items in $C_u^{(V)}$. Similarly, its unvisited-item recommendation quality is assessed by how well it assigns high scores to unvisited-item purchases compared to other items in $C_u^{(U)}$. To measure this, we employ the Hit Ratio of the top 10 scored items (HR@10) for visited-item and unvisited-item recommendation, respectively. We use three real-world multi-behavior recommendation datasets, Tmall, Taobao, and Jdata, described in Section 5.1. We report results on Tmall in the main paper, and more results are provided in Appendix C [13].

3.2 Analysis Results

We present two key observations derived from our analysis.

(O1) Performance gap between visited and unvisited items.

As shown in Figure 2, all methods undergo a significant absolute performance drop in unvisited-item recommendation compared to visited-item recommendation. Specifically, the performance of visited-item recommendation is, on average, 824.2% higher than that of unvisited-item recommendation across all multi-behavior recommender baselines. This result indicates that these methods perform significantly worse in recommending unvisited-items compared to visited-items, emphasizing the need for improvements in unvisited-item recommendation. Surprisingly, the simple single-behavior model MF-BPR [25], which only uses the target behavior, achieves the highest performance for unvisited items.

(O2) No one-size-fits-all model. As shown in Figure 2, the performance rankings of existing multi-behavior recommender systems for visited-item recommendations differ greatly from those for unvisited-item recommendations. Especially, the best-performing

model differs across the two settings. This discrepancy demonstrates the challenge of achieving strong recommendation performance for both item types using a single recommender system.

4 Proposed Method: MEMBER

We present MEMBER (Mixture-of-Experts for Multi-Behavior Recommendation), a novel multi-behavior recommender system designed to address the challenges analyzed in Section 3. In a nutshell, MEMBER leverages the *Mixture-of-Experts* (MoE) framework, where each expert is respectively specialized for (1) visited-item recommendations and (2) unvisited-item recommendations. Specifically, to address the challenge of achieving high performance with a single model (O2), each expert is independently parameterized to capture distinct patterns in the data based on its designated objective. In particular, to mitigate the poor performance in unvisited-item recommendations (O1), we employ a specialized self-supervised learning scheme for the corresponding expert, which is distinct from a separate scheme applied to the visited-item expert.

Below, we first describe the overall architecture of MEMBER (Section 4.1). Next, we introduce the specialized self-supervised learning used to train respective experts of MEMBER (Sections 4.2 and 4.3). We then detail the final scoring mechanism and training objective (Section 4.4), followed by complexity analysis (Section 4.5).

4.1 Architecture of Each Expert

In this subsection, we describe the sub-module architecture employed by both experts in MEMBER. We first formally define the graph convolution function used in our approach and then describe each component of MEMBER step by step based on this function. **Graph convolution function.** We encode user and item initial embeddings and particular graph topology by using LightGCN [8]. Formally, this process is denoted by f , which receives initial user and item embeddings (denoted by $\mathbf{E}^{(0)} \in \mathbb{R}^{|\mathcal{U}| \times d}$ and $\mathbf{H}^{(0)} \in \mathbb{R}^{|\mathcal{I}| \times d}$) and a set of edges \mathcal{E} to return encoded user and item embeddings (denoted by $\mathbf{E} \in \mathbb{R}^{|\mathcal{U}| \times d}$ and $\mathbf{H} \in \mathbb{R}^{|\mathcal{I}| \times d}$). Therefore, the overall encoding process is denoted by $f(\mathbf{E}^{(0)}, \mathbf{H}^{(0)}, \mathcal{E}) = (\mathbf{E}, \mathbf{H})$.

Within each LightGCN layer, we aggregate the embeddings of neighboring nodes. Specifically, at the ℓ -th layer, the user u and item i embeddings, denoted by $\mathbf{E}_u^{(\ell)}$ and $\mathbf{H}_i^{(\ell)}$ respectively, are computed as follows:

$$\mathbf{E}_u^{(\ell)} = \sum_{i \in \mathcal{N}_u} \frac{1}{\sqrt{|\mathcal{N}_u| |\mathcal{N}_i|}} \mathbf{H}_i^{(\ell-1)}, \quad \mathbf{H}_i^{(\ell)} = \sum_{u \in \mathcal{N}_i} \frac{1}{\sqrt{|\mathcal{N}_i| |\mathcal{N}_u|}} \mathbf{E}_u^{(\ell-1)},$$

where $\mathcal{N}_u \subseteq \mathcal{I}$ is the set of items that user u has interacted with, while $\mathcal{N}_i \subseteq \mathcal{U}$ is the set of users those have interacted with item i . After message passing, we aggregate the embeddings from each layer to form the final embeddings:

$$\mathbf{E}_u = \frac{1}{L+1} \sum_{\ell=0}^L \mathbf{E}_u^{(\ell)}, \quad \mathbf{H}_i = \frac{1}{L+1} \sum_{\ell=0}^L \mathbf{H}_i^{(\ell)},$$

where L is the total number of layers. Here, \mathbf{E}_u and \mathbf{H}_i corresponds to the u -th and i -th row of \mathbf{E} and \mathbf{H} , respectively.

Input modeling. We now describe how we compose the initial embeddings ($\mathbf{E}^{(0)}$ and $\mathbf{H}^{(0)}$) and topology ($\mathcal{G} = (\mathcal{V}, \mathcal{E})$). At this stage, our objectives are twofold: (1) capturing the synergistic interactions across diverse behaviors and (2) preserving the unique

information encapsulated within each behavior. To accomplish this, we use two sub-experts, which are elaborated on as follows:

- **Global sub-expert:** In this sub-expert, we aim to capture the synergy among all types of user interactions. The *global graph* $\mathcal{G}^{(global)}$ combines all interactions from multiple behaviors into a single graph. That is, $\mathcal{G}^{(global)} = (\mathcal{V}, \mathcal{E}^{(global)}) = \bigcup_{m \in \mathcal{M}} \mathcal{E}^{(m)}$. In addition, user and item embeddings are parameterized as $\mathbf{E}^{(0), (global)} \in \mathbb{R}^{|\mathcal{U}| \times d}$ and $\mathbf{H}^{(0), (global)} \in \mathbb{R}^{|\mathcal{I}| \times d}$, and these embeddings are leveraged coupled with $\mathcal{G}^{(global)}$.
- **Local sub-expert:** In this sub-expert, we aim to capture the unique interaction patterns specific to its corresponding behavior. To do so, we use a collection of *local graphs*, each consisting of the interactions associated with a distinct behavior. That is, each behavior m is represented by the corresponding local graph $\mathcal{G}^{(m)}$. In addition, user and item embeddings are parameterized as $\mathbf{E}^{(0), (local)} \in \mathbb{R}^{|\mathcal{U}| \times d}$ and $\mathbf{H}^{(0), (local)} \in \mathbb{R}^{|\mathcal{I}| \times d}$, and these embeddings are shared across different local graphs.

Note that the parameters are not shared across different experts, to ensure each expert learns distinct information based on their objective.

Encoding. Each expert first performs encoding for global and local sub-experts independently. First, global sub-experts obtain global user and item embeddings simply as follows:

$$\mathbf{E}^{(global)}, \mathbf{H}^{(global)} = f(\mathbf{E}^{(0), (global)}, \mathbf{H}^{(0), (global)}, \mathcal{E}^{(global)}), \quad (1)$$

Second, local sub-experts compute local user and item embeddings by averaging the embeddings obtained from each local graph (i.e., behavior graph). Formally, local user and item embeddings, denoted as $\mathbf{E}^{(local)}$ and $\mathbf{H}^{(local)}$, are derived as follows:

$$\mathbf{E}^{(local)} = \sum_{m \in \mathcal{M}} \frac{\mathbf{E}^{(m), (local)}}{|\mathcal{M}|}, \quad \mathbf{H}^{(local)} = \sum_{m \in \mathcal{M}} \frac{\mathbf{H}^{(m), (local)}}{|\mathcal{M}|}, \quad (2)$$

where

$$\mathbf{E}^{(m), (local)}, \mathbf{H}^{(m), (local)} = f(\mathbf{E}^{(0), (local)}, \mathbf{H}^{(0), (local)}, \mathcal{E}^{(m)}) \quad (3)$$

and f is the aforementioned graph convolution function.

Scoring. Each expert then computes the recommendation score for user u and item i , denoted by s_{ui} , by performing a weighted average of the scores produced by the respective sub-experts (i.e., global sub-expert and local sub-expert). Formally, the score is computed as follows:

$$s_{ui} = \lambda (\mathbf{E}_u^{(global)})^T \mathbf{H}_i^{(global)} + (1 - \lambda) (\mathbf{E}_u^{(local)})^T \mathbf{H}_i^{(local)} \in \mathbb{R}, \quad (4)$$

where $\lambda \in (0, 1)$ is a hyperparameter that adjusts the weighting between scores from the global and local sub-experts.

4.2 Expertise-Adaptive SSL: (1) Contrastive Learning

In this subsection, we propose expertise-adaptive contrastive learning schemes to train two experts for distinct objectives.

Design goals and notations. The visited-item expert aims to rank items with which a user has already interacted, while the unvisited-item expert aims to discover and rank items that a user has not yet interacted with. To support these distinct objectives, we first partition user-item interactions into two subsets, each relevant to the goal of one expert. Then, each expert is trained using a

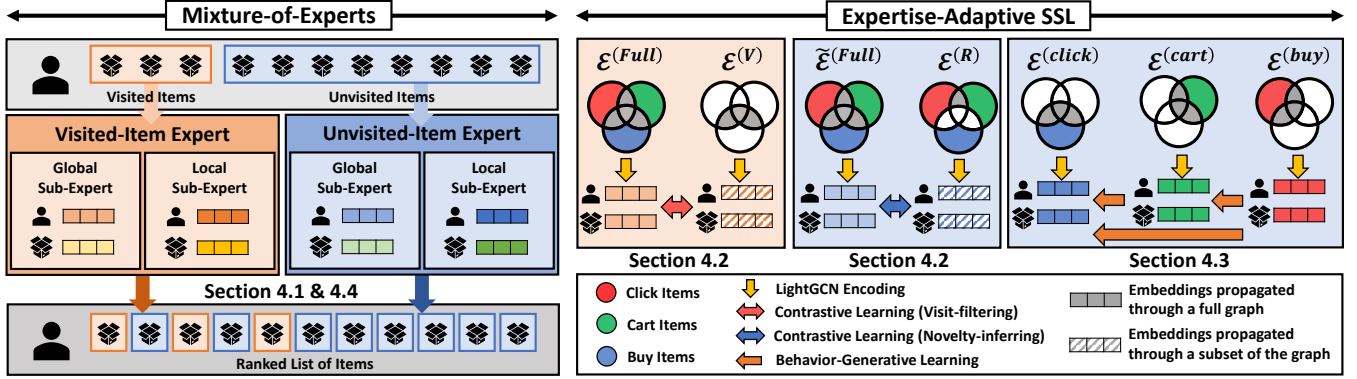


Figure 3: Visualization of MEMBER, the proposed multi-behavior recommendation method based on a mixture of experts. MEMBER employs two experts: (1) a visited-item expert, specialized for visited-item recommendations, and (2) an unvisited-item expert, specialized for unvisited-item recommendations. This specialization is guided by expertise-adaptive self-supervised learning (SSL), where the visited-item expert leverages visit-filtering contrastive learning, while the unvisited-item expert integrates novelty-infering contrastive learning and behavior-generative learning.

contrastive objective, comparing its assigned subset against the full interaction set. This encourages the experts to focus on the portion of interactions most relevant to their task.

To elaborate further, we first partition the interaction set into $\mathcal{E}^{(V)}$ and $\mathcal{E}^{(R)}$ as follows:

- $\mathcal{E}^{(V)}$: A **visited-purchase set** containing only purchases preceded by at least one auxiliary behavior. That is, $\mathcal{E}^{(V)} = \mathcal{E}^{(buy)} \cap (\bigcup_{m \in \mathcal{M} \setminus \{buy\}} \mathcal{E}^{(m)})$.
- $\mathcal{E}^{(R)}$: A **remaining set**, defined as the complement of $\mathcal{E}^{(V)}$ within the global interaction set, i.e., $\mathcal{E}^{(R)} = \mathcal{E}^{(global)} \setminus \mathcal{E}^{(V)}$.

Then, we apply *visit-filtering contrastive learning* for the visited-item expert by aligning (1) embeddings obtained from all interactions and (2) embeddings obtained based on $\mathcal{E}^{(V)}$. This helps the visited-item expert attend to auxiliary interactions that lead to purchases, which are most directly relevant to its task. After that, for the unvisited-item expert, we employ *novelty-infering contrastive learning*, which aligns (1) embeddings obtained from all interactions with (2) embeddings obtained from $\mathcal{E}^{(R)}$. This prevents the unvisited-item expert from being dominated by visited-purchase signals and helps it attend to purchases occurring without any auxiliary actions, which are most relevant to its task.

Visit-filtering contrastive learning. We now describe the details of visit-filtering contrastive learning for the visited-item expert, where all embeddings are derived from this expert. For the first view, we use the user and item embeddings obtained from Eq. (2), denoted as $\mathbf{E}^{(full)}$ and $\mathbf{H}^{(full)}$. For the second view, we derive the user and item embeddings, denoted as $\mathbf{E}^{(V)}$ and $\mathbf{H}^{(V)}$, as follows:

$$\mathbf{E}^{(V)}, \mathbf{H}^{(V)} = f(\mathbf{E}^{(0),(local)}, \mathbf{H}^{(0),(local)}, \mathcal{E}^{(V)}),$$

where f is the LightGCN-based graph convolution [8], which is described in Section 4.1. Finally, we contrast embeddings from these two views $(\mathbf{E}^{(full)}, \mathbf{H}^{(full)})$ and $(\mathbf{E}^{(V)}, \mathbf{H}^{(V)})$. To achieve this, we compute the user and item contrastive losses, denoted by $\mathcal{L}_{CL}^{(V),(user)}$

and $\mathcal{L}_{CL}^{(V),(item)}$, respectively, as follows:

$$\mathcal{L}_{CL}^{(V),(user)} = - \sum_{u \in \mathcal{U}} \log \frac{\exp(\cos(\mathbf{E}_u^{(full)}, \mathbf{E}_u^{(V)}) / \tau)}{\sum_{u' \in \mathcal{U}} \exp(\cos(\mathbf{E}_{u'}^{(full)}, \mathbf{E}_{u'}^{(V)}) / \tau)},$$

$$\mathcal{L}_{CL}^{(V),(item)} = - \sum_{i \in \mathcal{I}} \log \frac{\exp(\cos(\mathbf{H}_i^{(full)}, \mathbf{H}_i^{(V)}) / \tau)}{\sum_{i' \in \mathcal{I}} \exp(\cos(\mathbf{H}_{i'}^{(full)}, \mathbf{H}_{i'}^{(V)}) / \tau)},$$

where τ is a temperature hyperparameter and $\cos(\cdot, \cdot)$ represents the cosine similarity. The final contrastive loss for the visited-item expert, denoted by $\mathcal{L}_{CL}^{(V)}$, is computed as:

$$\mathcal{L}_{CL}^{(V)} = \frac{1}{2} (\mathcal{L}_{CL}^{(V),(user)} + \mathcal{L}_{CL}^{(V),(item)}). \quad (5)$$

Novelty-infering contrastive learning. We now detail novelty-infering contrastive learning for the unvisited-item expert, which builds on the intuition introduced above, using embeddings derived from the unvisited-item expert. For the first view, we use the user and item embeddings from Eq. (1), denoted as $\tilde{\mathbf{E}}^{(full)}$ and $\tilde{\mathbf{H}}^{(full)}$. For the second view, we compute the user and item embeddings $\mathbf{E}^{(R)}$ and $\mathbf{H}^{(R)}$ via f as follows:

$$\mathbf{E}^{(R)}, \mathbf{H}^{(R)} = f(\mathbf{E}^{(0),(global)}, \mathbf{H}^{(0),(global)}, \mathcal{E}^{(R)}).$$

Finally, we contrast $(\tilde{\mathbf{E}}^{(full)}, \tilde{\mathbf{H}}^{(full)})$ with $(\mathbf{E}^{(R)}, \mathbf{H}^{(R)})$ using contrastive losses for users $\mathcal{L}_{CL}^{(U),(user)}$ and items $\mathcal{L}_{CL}^{(U),(item)}$, which are defined as follows:

$$\mathcal{L}_{CL}^{(U),(user)} = - \sum_{u \in \mathcal{U}} \log \frac{\exp(\cos(\tilde{\mathbf{E}}_u^{(full)}, \mathbf{E}_u^{(R)}) / \tau')}{\sum_{u' \in \mathcal{U}} \exp(\cos(\tilde{\mathbf{E}}_{u'}^{(full)}, \mathbf{E}_{u'}^{(R)}) / \tau')},$$

$$\mathcal{L}_{CL}^{(U),(item)} = - \sum_{i \in \mathcal{I}} \log \frac{\exp(\cos(\tilde{\mathbf{H}}_i^{(full)}, \mathbf{H}_i^{(R)}) / \tau')}{\sum_{i' \in \mathcal{I}} \exp(\cos(\tilde{\mathbf{H}}_{i'}^{(full)}, \mathbf{H}_{i'}^{(R)}) / \tau')},$$

where τ' is a temperature hyperparameter. The overall contrastive loss for the unvisited-item expert is defined as:

$$\mathcal{L}_{CL}^{(U)} = \frac{1}{2} (\mathcal{L}_{CL}^{(U),(user)} + \mathcal{L}_{CL}^{(U),(item)}). \quad (6)$$

4.3 Expertise-Adaptive SSL: (2) Generative Learning

Although novelty-inferring contrastive learning encourages the unvisited-item expert to capture purchases that occur without auxiliary behaviors, such cases are relatively rare, making it difficult to rely on them alone when training the unvisited-item expert. To address this, we supplement novelty-inferring contrastive learning with *behavior-generative learning*, a generative self-supervised approach in which the expert learns to reconstruct dense (i.e., frequent) behaviors from sparse (i.e., rare) ones.¹ This enables the unvisited-item expert to effectively learn rich representations, especially from sparse behaviors, as required by its task.

Specifically, to formulate the self-supervised tasks, we adopt the natural order of behaviors: (1) clicking on items, (2) collecting items, (3) adding items to carts, and (4) buying items. Based on this, we assign an order to each behavior, where an order of behavior m is denoted as $\xi(m)$. For every ordered pair of behaviors (m, n) with $\xi(m) < \xi(n)$, we train the model to predict edges in $\mathcal{G}^{(m)}$ using propagated embeddings from behavior n . To do so, we first obtain the user embeddings $\mathbf{E}_u^{(n), (local)}$ and item embeddings $\mathbf{H}_i^{(n), (local)}$ from Eq. (3). Then, we define the generative loss for the behavior pair (m, n) as follows:

$$\mathcal{L}_{n \rightarrow m} = -\frac{1}{|\mathcal{U}|} \sum_{u \in \mathcal{U}} \left(\sum_{i \in \mathcal{I}_u^{(m)}} \log \sigma(s_{ui}^{(n)}) + \sum_{j \notin \mathcal{I}_u^{(m)}} \log (1 - \sigma(s_{uj}^{(n)})) \right),$$

where $\mathcal{I}_u^{(m)}$ is the set of items connected to user u at behavior m , σ is the sigmoid function, and $s_{ui}^{(n)} = (\mathbf{E}_u^{(n), (local)})^T (\mathbf{H}_i^{(n), (local)})$.² Lastly, we average $\mathcal{L}_{n \rightarrow m}$ over every ordered pair (m, n) with $\xi(m) < \xi(n)$ to define the final generative loss $\mathcal{L}_{GEN}^{(U)}$ as:

$$\mathcal{L}_{GEN}^{(U)} = \frac{2}{|\mathcal{M}|(|\mathcal{M}| - 1)} \sum_{m \in \mathcal{M}} \sum_{n \in \mathcal{M}, \xi(m) < \xi(n)} \mathcal{L}_{n \rightarrow m}. \quad (7)$$

4.4 All Together: MEMBER

Finally, we first describe how MEMBER combines the scores of the visited-item expert and the unvisited-item expert to compute the final recommendation score for a user-item pair, and then we describe the final training objective of MEMBER.

Combination of experts with hard gating. To integrate experts, typical Mixture-of-Experts (MoE) models typically use *soft gating*, where a small gating network assigns probability weights to each expert, and the final score is a weighted sum of all expert outputs. However, this approach increases inference costs because every expert must be evaluated for every user-item pair. To address this, we adopt a *hard gating* mechanism, selecting exactly one expert per user-item pair based on whether the user has previously interacted with the item. Surprisingly, even though we use only a single expert at a time, our method achieves higher accuracy than alternative strategies, including averaging or learnable soft gating functions, as detailed in Appendix D.2 [13]. This is because visited items and

¹For consistency across datasets, we use the later-stage signals (e.g., carts, buys) to predict earlier-stage actions (e.g., clicks, collects).

²In practice, instead of using all $j \notin \mathcal{I}^{(m)}$ as negative samples, we sample a certain number of items as negative samples for each training epoch.

unvisited items are clearly distinguished in our setting, leaving no ambiguity in expert selection.

In order to describe the combination of experts, we use $s_{ui}^{(V)}$ and $s_{ui}^{(U)}$ to denote the scores from the visited-item expert and unvisited-item expert, respectively (Eq. (4)). Then, the final score s_{ui}^* for item i to user u is defined as follows:

$$s_{ui}^* = \mathbb{1}[i \in \mathcal{C}_u^{(V)}] s_{ui}^{(V)} + \mathbb{1}[i \in \mathcal{C}_u^{(U)}] s_{ui}^{(U)}, \quad (8)$$

where $\mathbb{1}[\text{cond}]$ is an indicator function that returns 1 if cond is true and 0 otherwise. That is, if item i is a visited item for user u , we use $s_{ui}^{(V)}$, and otherwise, we use $s_{ui}^{(U)}$.

Training of MEMBER. For the final training objective of MEMBER, we incorporate the Bayesian Personalized Ranking (BPR) [25] loss, \mathcal{L}_{BPR} , with expert-specific self-supervised losses, $\mathcal{L}_{SSL}^{(V)}$ and $\mathcal{L}_{SSL}^{(U)}$. These self-supervised losses are defined as:

$$\mathcal{L}_{SSL}^{(V)} = \gamma_1 \cdot \mathcal{L}_{CL}^{(V)}, \quad (9)$$

$$\mathcal{L}_{SSL}^{(U)} = \gamma_2 \cdot \mathcal{L}_{CL}^{(U)} + \gamma_3 \cdot \mathcal{L}_{GEN}^{(U)}, \quad (10)$$

where $\gamma_1, \gamma_2, \gamma_3 \in \mathbb{R}_{\geq 0}$ are hyperparameters controlling the contribution of each loss component. The BPR loss is defined as:

$$\mathcal{L}_{BPR} = - \sum_{u \in \mathcal{U}} \sum_{i \in \mathcal{I}_u^{(buy)}} \sum_{j \notin \mathcal{I}_u^{(buy)}} \log \left(\sigma(s_{ui}^* - s_{uj}^*) \right), \quad (11)$$

where $\sigma(\cdot)$ denotes the sigmoid function, and s_{ui}^* is the recommendation score for user u and item i (Eq. (8)).

Building on the above, the final training objective for the visited-item expert is:

$$\mathcal{L}^{(V)} = \mathcal{L}_{BPR} + \mathcal{L}_{SSL}^{(V)} \quad (12)$$

Note that only the parameters of the visited-item expert are updated via gradient descent to minimize $\mathcal{L}^{(V)}$.

Similarly, the final training objective for the unvisited-item expert is formulated as

$$\mathcal{L}^{(U)} = \mathcal{L}_{BPR} + \mathcal{L}_{SSL}^{(U)}, \quad (13)$$

and only the parameters of the unvisited-item expert are updated via gradient descent to minimize $\mathcal{L}^{(U)}$.

In this way, both experts share a common ranking supervision through \mathcal{L}_{BPR} , while also receiving a specialized self-supervision signal via their respective SSL losses ($\mathcal{L}_{SSL}^{(V)}$ and $\mathcal{L}_{SSL}^{(U)}$).

4.5 Complexity Analysis

In this subsection, we analyze the complexity of MEMBER, focusing on its encoding step. Recall that MEMBER receives as input the global graph $\mathcal{G}^{(global)} = (\mathcal{V}, \mathcal{E}^{(global)}) = \bigcup_{m \in \mathcal{M}} \mathcal{E}^{(m)}$ and the local graph $\mathcal{G}^{(m)}$ for each behavior m . Then, it encodes each graph separately with LightGCN [8]. Since the encoding time complexity of LightGCN is $O(|\mathcal{V}| + |\mathcal{E}|)$ for a graph $\mathcal{G} = (\mathcal{V}, \mathcal{E})$ [15], encoding all graphs by MEMBER has the following complexity:

$$\begin{aligned} & O \left(\left| \bigcup_{m \in \mathcal{M}} \mathcal{V}^{(m)} \right| + \left| \bigcup_{m \in \mathcal{M}} \mathcal{E}^{(m)} \right| \right) + \sum_{m \in \mathcal{M}} O(|\mathcal{V}^{(m)}| + |\mathcal{E}^{(m)}|), \\ & = O \left(\sum_{m \in \mathcal{M}} |\mathcal{V}^{(m)}| + |\mathcal{E}^{(m)}| \right). \end{aligned} \quad (14)$$

Table 2: Statistics of real-world multi-behavior datasets. Note that the Taobao dataset does not have collect behaviors.

| Dataset | #User | #Item | #Clicks | #Collects | #Carts | #Buys |
|---------|--------|--------|-----------|-----------|---------|---------|
| Tmall | 41,738 | 11,953 | 1,813,498 | 221,514 | 1,996 | 225,586 |
| Taobao | 48,749 | 39,494 | 1,548,162 | – | 193,747 | 211,022 |
| JData | 93,334 | 24,624 | 1,681,430 | 45,613 | 49,891 | 321,883 |

After encoding all graphs, MEMBER averages the embeddings from the local graphs, whose complexity is

$$O\left(\left|\bigcup_{m \in \mathcal{M}} \mathcal{V}^{(m)}\right| + \left|\bigcup_{m \in \mathcal{M}} \mathcal{E}^{(m)}\right|\right). \quad (15)$$

Since the complexity in Eq. (14) dominates that in Eq. (15), the total time complexity becomes $O\left(\sum_{m \in \mathcal{M}} |\mathcal{V}^{(m)}| + |\mathcal{E}^{(m)}|\right)$.

Empirical efficiency. In Appendix D.3 [13], we empirically compare the inference speed and memory usage of MEMBER against baselines. The results show that MEMBER does not incur significant computational or memory overhead, compared to the baselines, while achieving the best overall performance.

5 Experiments

In this section, we demonstrate the effectiveness of MEMBER. We address the following four research questions:

- **RQ1 (Overall performance).** *How effective is MEMBER in standard multi-behavior recommendation evaluation settings?*
- **RQ2 (Item type-specific performance).** *How effective is MEMBER in recommending visited and unvisited items, respectively?*
- **RQ3 (Ablation study).** *Are all the key components of MEMBER essential for achieving high performance?*
- **RQ4 (Sensitivity).** *How well does MEMBER perform across various hyperparameter configurations?*

5.1 Experimental Settings

Datasets. We conduct our experiments on the following widely used multi-behavior recommendation datasets:

- **Tmall.**³ Tmall is an e-commerce dataset from Alibaba.com, containing four user behaviors: click, collect, cart, and purchase. Among these, purchase is considered the target behavior.
- **Taobao.**⁴ Taobao is an e-commerce dataset from Taobao.com, with three user behaviors: click, cart, and purchase. Among these, purchase is typically considered the target behavior.
- **Jdata.**⁵ JData is an e-commerce dataset from JD.com, containing four user behaviors: click, collect, cart, and purchase. Among these, purchase is considered the target behavior.

Some statistics for each dataset are provided in Table 2.

Baseline methods. We compare MEMBER against nine baseline methods, including two single-behavior recommendation models and seven multi-behavior recommendation models. Specifically, the former consists of MF-BPR [25] and LightGCN (LGCN) [8], and the latter consists of LightGCN-G (LGCN-G) [8], MB-GMN [32], CML [30], CIGF [29], CRGCN [34], BCIPM [36], MB-HGCN [35],

³<https://tianchi.aliyun.com/dataset/140281>

⁴<https://tianchi.aliyun.com/dataset/649>

⁵<https://global.jd.com/>

and MULE [16]. Among these, MB-HGCN and MULE are the state-of-the-art multi-behavior recommender systems. We provide further details of these baseline methods in Appendix A.1 [13].

Evaluation metrics. We measure the evaluation quality with Hit Ratio@K (HR@K) and Normalized Discounted Cumulative Gain@K (NDCG@K), which are metrics commonly leveraged in multi-behavior recommendation studies [16, 29, 30, 32, 34–36]. For detailed descriptions of these evaluation metrics, please refer to Appendix A.2 [13].

Evaluation protocol details. In the standard recommendation setting (RQ1), we rank all candidate items for each user based on s_{ui}^* , and select the top K items. To further evaluate the model’s performance on specific types of items (RQ2), we also generate separate rankings using $\mathbb{1}[(u, i) \in C_u^{(V)}]s_{ui}^{(V)}$ for visited items performance and $\mathbb{1}[(u, i) \in C_u^{(U)}]s_{ui}^{(U)}$ for unvisited items performance. This dual evaluation allows us to assess how effectively the model recommends both types of items. Note that we apply this same evaluation protocol to all baselines for a fair comparison.

Hyperparameter configurations. Note that since we use multiple experts with distinct user and item parameters, an embedding size of $d = 16$ in our model corresponds to an embedding size of $d = 64$ in the baseline methods. Therefore, we tune the embedding size of the baselines within $d \in \{64, 128\}$ and that of MEMBER within $d \in \{16, 32\}$ to ensure a fair comparison. The batch size and learning rate are fixed to 1024 and 5×10^{-3} , respectively, across all the methods. For the other hyperparameters of the baseline methods, we use the values reported in their respective papers and official GitHub repositories. For MEMBER, we employ a 2-layer LightGCN [8] as the GNN encoder for each behavior graph and the global graph. The following hyperparameter search spaces are employed for MEMBER: the temperature parameters τ and τ' within $\{0.1, 0.2, \dots, 1.0\}$; the weight for the local-global-aggregation coefficient λ within $\{0.4, 0.5, 0.6\}$; the loss coefficients γ_1 , γ_2 and γ_3 within $\{1e-3, 1e-2, 5e-2, 0.1, 0.5, 1.0\}$.

5.2 RQ1. Standard Evaluation Settings

We compare the performance of MEMBER against those of the baseline methods under the standard evaluation setting, which is widely leveraged in prior studies [16, 22, 23, 34–36]. As shown in Table 3, MEMBER outperforms all the baseline methods in all settings. Specifically, compared to the best competitor MULE, MEMBER achieves up to 65.46% performance gain in terms of HR@20, demonstrating that the general recommendation quality of MEMBER outperforms that of the baseline methods.

5.3 RQ2. Item Type-Specific Evaluation Settings

We evaluate the recommendation quality of MEMBER for visited items and unvisited items, with setting details provided in Section 5.1. As shown in Table 4, MEMBER outperforms all the baseline methods in 9 out of 12 settings. Specifically, compared to the second-best method, MEMBER achieves improvements of up to 7.36% and 125.60% in terms of NDCG@10 for visited item and unvisited item recommendations, respectively. Notably, the gains for the unvisited-item expert are more pronounced, suggesting that our approach is especially effective for the challenging task of recommending unvisited items to users.

Table 3: RQ1. Performance comparison of both single-behavior and multi-behavior models under the standard evaluation settings. Boldface highlights the best performance, and underlining highlights the second-best performance. Results are averaged over three runs. Standard deviation values for MEMBER are also reported to indicate its stability. Note that MEMBER consistently outperforms all the methods in all the settings.

| Dataset | Metric | Single-Behavior | | Multi-Behavior | | | | | | | | |
|---------|---------|-----------------|--------|----------------|--------|--------|--------|--------|---------------|---------|---------------|-----------------------|
| | | MF-BPR | LGCN | LGCN-G | MB-GMN | CML | CIGF | CRGCN | BCIPM | MB-HGCN | MULE | MEMBER (Ours) |
| Tmall | HR@10 | 0.0352 | 0.0208 | 0.1358 | 0.0480 | 0.0363 | 0.0443 | 0.1214 | 0.2136 | 0.1991 | <u>0.2741</u> | 0.3764 (0.005) |
| | NDCG@10 | 0.0181 | 0.0102 | 0.0734 | 0.0246 | 0.0181 | 0.0226 | 0.0655 | 0.1109 | 0.1061 | <u>0.1466</u> | 0.1850 (0.007) |
| | HR@20 | 0.0497 | 0.0307 | 0.1902 | 0.0663 | 0.0548 | 0.0711 | 0.1731 | 0.2983 | 0.2741 | <u>0.3416</u> | 0.5652 (0.005) |
| | NDCG@20 | 0.0216 | 0.0126 | 0.0867 | 0.0282 | 0.0212 | 0.0294 | 0.0782 | 0.1317 | 0.1245 | <u>0.1629</u> | 0.2326 (0.003) |
| Taobao | HR@10 | 0.0233 | 0.0133 | 0.1432 | 0.0628 | 0.0297 | 0.0644 | 0.0933 | 0.2377 | 0.1392 | <u>0.2548</u> | 0.3371 (0.017) |
| | NDCG@10 | 0.0126 | 0.0071 | 0.0825 | 0.0373 | 0.0149 | 0.0353 | 0.0536 | 0.1276 | 0.0767 | <u>0.1402</u> | 0.1808 (0.013) |
| | HR@20 | 0.0338 | 0.0197 | 0.1858 | 0.0528 | 0.0507 | 0.0950 | 0.1263 | <u>0.3276</u> | 0.1896 | 0.3060 | 0.4677 (0.018) |
| | NDCG@20 | 0.0152 | 0.0087 | 0.0932 | 0.0210 | 0.0205 | 0.0558 | 0.0608 | 0.1503 | 0.0894 | <u>0.1639</u> | 0.2115 (0.009) |
| Jdata | HR@10 | 0.3119 | 0.3095 | 0.4802 | 0.2970 | 0.2302 | 0.3375 | 0.5010 | 0.5532 | 0.5338 | <u>0.6073</u> | 0.6618 (0.005) |
| | NDCG@10 | 0.1885 | 0.1758 | 0.2817 | 0.1734 | 0.1276 | 0.2195 | 0.2905 | 0.3173 | 0.3238 | <u>0.4300</u> | 0.4425 (0.003) |
| | HR@20 | 0.3826 | 0.3806 | 0.5868 | 0.3859 | 0.3112 | 0.4352 | 0.5850 | 0.6693 | 0.6450 | <u>0.6790</u> | 0.7608 (0.009) |
| | NDCG@20 | 0.2077 | 0.1946 | 0.3078 | 0.1995 | 0.1496 | 0.2423 | 0.3234 | 0.3475 | 0.3533 | <u>0.4370</u> | 0.4687 (0.003) |

Table 4: RQ2. Performance comparison of both single-behavior and multi-behavior models under the visited- and unvisited-item evaluation settings. Boldface highlights the best performance, and underlining highlights the second-best performance. Results are averaged over three runs. Standard deviation values for MEMBER are also reported to indicate its stability. Note that MEMBER outperforms all the methods in 9 out of 12 evaluation settings.

| Dataset | Setting | Metric | Single-Behavior | | Multi-Behavior | | | | | | | | |
|---------|-----------|---------|-----------------|--------|----------------|--------|--------|--------|--------|---------------|---------|---------------|-----------------------|
| | | | MF-BPR | LGCN | LGCN-G | MB-GMN | CML | CIGF | CRGCN | BCIPM | MB-HGCN | MULE | MEMBER (Ours) |
| Tmall | Visited | HR@10 | 0.0288 | 0.3368 | 0.4120 | 0.2740 | 0.2902 | 0.2675 | 0.3906 | 0.4073 | 0.3818 | <u>0.4545</u> | 0.4593 (0.003) |
| | | NDCG@10 | 0.0151 | 0.1635 | 0.1988 | 0.1234 | 0.1397 | 0.1232 | 0.1852 | 0.1967 | 0.1833 | <u>0.2211</u> | 0.2256 (0.004) |
| | Unvisited | HR@10 | <u>0.0645</u> | 0.0408 | 0.0526 | 0.0315 | 0.0245 | 0.0269 | 0.0351 | 0.0546 | 0.0432 | 0.0512 | 0.1024 (0.002) |
| | | NDCG@10 | 0.0215 | 0.0213 | 0.0289 | 0.0167 | 0.0131 | 0.0133 | 0.0181 | <u>0.0293</u> | 0.0220 | 0.0273 | 0.0661 (0.003) |
| Taobao | Visited | HR@10 | 0.0265 | 0.3782 | 0.5058 | 0.4136 | 0.4029 | 0.3895 | 0.4934 | 0.4935 | 0.4843 | <u>0.5559</u> | 0.5614 (0.019) |
| | | NDCG@10 | 0.0142 | 0.1934 | 0.2557 | 0.1918 | 0.2014 | 0.1814 | 0.2519 | 0.2450 | 0.2464 | <u>0.2956</u> | 0.2985 (0.016) |
| | Unvisited | HR@10 | 0.0176 | 0.0097 | 0.0140 | 0.0196 | 0.0134 | 0.0139 | 0.0157 | 0.0154 | 0.0197 | <u>0.0242</u> | 0.0272 (0.001) |
| | | NDCG@10 | 0.0097 | 0.0054 | 0.0079 | 0.0101 | 0.0064 | 0.0073 | 0.0082 | 0.0083 | 0.0107 | <u>0.0137</u> | 0.0150 (0.001) |
| Jdata | Visited | HR@10 | 0.3075 | 0.6935 | 0.7315 | 0.5849 | 0.5678 | 0.5748 | 0.7114 | 0.7278 | 0.7164 | 0.7605 | <u>0.7574</u> (0.001) |
| | | NDCG@10 | 0.1859 | 0.4392 | 0.4499 | 0.2795 | 0.2715 | 0.2781 | 0.4314 | 0.4340 | 0.4325 | <u>0.4739</u> | 0.5088 (0.003) |
| | Unvisited | HR@10 | 0.3225 | 0.3363 | 0.3655 | 0.2408 | 0.1687 | 0.2276 | 0.2584 | 0.3645 | 0.3910 | 0.4557 | <u>0.4159</u> (0.009) |
| | | NDCG@10 | 0.1948 | 0.1968 | 0.2202 | 0.1500 | 0.0930 | 0.1428 | 0.1393 | 0.2172 | 0.2376 | 0.3139 | <u>0.2664</u> (0.006) |

5.4 RQ3. Ablation Study

We demonstrate the importance of the key components of MEMBER through ablation studies. To this end, we use four variants of MEMBER, which are:

- **MEMBER-MoE**: This variant replaces the expert-specific aggregation (i.e., hard gating) with a simple average of the scores from the two experts.
- **MEMBER- $\mathcal{L}_{SSL}^{(V)}$** : This variant excludes the contrastive learning loss (Eq. (9)) for the *visited-item expert*.
- **MEMBER- $\mathcal{L}_{CL}^{(U)}$** : This variant removes the contrastive learning loss (Eq. (6)) for the *unvisited-item expert*.

- **MEMBER- $\mathcal{L}_{GEN}^{(U)}$** : This variant excludes the generative loss (Eq. (7)) used for the *unvisited-item expert*.

We evaluate each variant under the same setting of Section 5.3.

As shown in Table 5, the mixture-of-experts architecture demonstrates effectiveness across all settings. Moreover, each specialized self-supervised learning plays a crucial role, as its absence leads to significant performance drops in its expertise setting. Specifically, excluding SSL for visited items ($\mathcal{L}_{SSL}^{(V)}$) results in a notable performance drop in visited items recommendation, while removing SSL for unvisited items ($\mathcal{L}_{CL}^{(U)}$ and $\mathcal{L}_{GEN}^{(U)}$) leads to a substantial drop in unvisited items recommendation performance. These results demonstrate that MEMBER architecture and SSL losses have successfully achieved its design objective.

Table 5: RQ3. Effectiveness of the key components of MEMBER on both visited-item and unvisited-item recommendation. The best performance is highlighted in bold, and the second-best one is underlined. H@10: Hit Ratio@10. N@10: NDCG@10.

| Setting | Visited-item Recommendation | | | | | | Unvisited-item Recommendation | | | | | |
|-----------------------------------|-----------------------------|---------------|---------------|---------------|---------------|---------------|-------------------------------|---------------|---------------|---------------|---------------|---------------|
| Datasets | Tmall | | Taobao | | JData | | Tmall | | Taobao | | JData | |
| Metrics | H@10 | N@10 | H@10 | N@10 | H@10 | N@10 | H@10 | N@10 | H@10 | N@10 | H@10 | N@10 |
| MEMBER-MoE | 0.4208 | 0.2063 | 0.5516 | 0.2942 | <u>0.7549</u> | 0.5002 | 0.0560 | 0.0266 | 0.0218 | 0.0110 | 0.2912 | 0.1832 |
| MEMBER- $\mathcal{L}_{SSL}^{(V)}$ | 0.4377 | 0.2109 | 0.5185 | 0.2692 | 0.7278 | 0.4735 | <u>0.0896</u> | 0.0520 | <u>0.0271</u> | <u>0.0148</u> | 0.4011 | 0.2524 |
| MEMBER- $\mathcal{L}_{CL}^{(U)}$ | 0.4423 | 0.2167 | 0.5463 | 0.2898 | 0.7480 | <u>0.5004</u> | 0.0765 | 0.0459 | 0.0181 | 0.0101 | <u>0.4117</u> | 0.2665 |
| MEMBER- $\mathcal{L}_{GEN}^{(U)}$ | <u>0.4540</u> | <u>0.2229</u> | <u>0.5538</u> | <u>0.2975</u> | 0.7428 | 0.4975 | 0.0854 | <u>0.0554</u> | 0.0259 | 0.0140 | 0.3883 | 0.2416 |
| MEMBER | 0.4593 | 0.2256 | 0.5614 | 0.2985 | 0.7574 | 0.5088 | 0.1024 | 0.0661 | 0.0272 | 0.0150 | 0.4159 | <u>0.2664</u> |

5.5 RQ4. Hyperparameter Sensitivity Analysis

We evaluate the hyperparameter sensitivity of MEMBER, examining two key factors: (1) the local-global aggregation coefficient $\lambda_{visited}$ and $\lambda_{unvisited}$, and (2) the self-supervised learning (SSL) loss weights γ_1 , γ_2 , and γ_3 . We examine Hit Ratio@10 across various configurations under the standard evaluation setting. As illustrated in Figure 4 and Figure 5, MEMBER consistently demonstrates strong performance under all tested settings. Remarkably, even in its lowest-performing configuration, MEMBER still outperforms the strongest baseline.

5.6 Additional Experiments

In the online appendix [13], we present additional experiments to further validate the design choices and effectiveness of MEMBER.

- **Additional metrics.** In Appendix D.1, we present the performance of MEMBER and the baseline methods in terms of additional evaluation metrics (i.e., HR@50 and NDCG@50). Consistent with the results in Section 5.2, MEMBER achieves the state-of-the-art recommendation performance.
- **Additional ablation study.** In Appendix D.1, we present additional ablation study results that further demonstrate the effectiveness of our component.
- **Gating function analysis.** In Appendix D.2, we compare our hard gating approach with soft gating methods, including averaging and a learnable soft gating function.
- **Efficiency analysis.** In Appendix D.3, we empirically compare the inference speed and memory usage of MEMBER against baselines, demonstrating that MEMBER does not incur significant computational or memory overhead, compared to the baselines.
- **Cold-start item evaluation.** In Appendix D.4, we empirically evaluate the performance on cold-start items, although MEMBER is not explicitly designed for the cold-start scenario.

6 Conclusions

In this work, we identify two key challenges in multi-behavior recommender systems: (1) notable performance disparities between visited items (i.e., those a user has interacted through auxiliary behaviors) and unvisited items (i.e., those with which the user has had no such interactions), and (2) difficulty of providing good recommendation for both item types with a single model architecture. To tackle these challenges, we propose MEMBER, a mixture-of-experts-based approach where each expert is specialized to recommend either visited or unvisited items. This specialization is

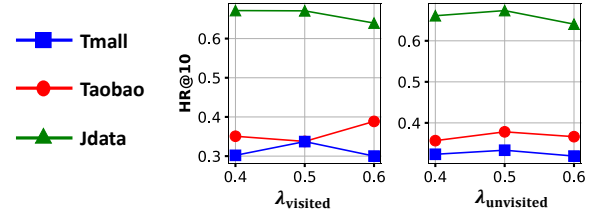


Figure 4: RQ4. Impact of varying each local-global aggregation coefficient $\lambda_{visited}$ (for the visited-item expert) and $\lambda_{unvisited}$ (for the unvisited-item expert) on Hit Ratio@10.

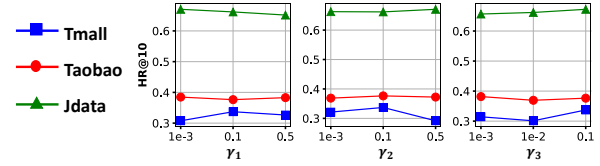


Figure 5: RQ4. Impact of SSL loss weights γ_1 , γ_2 , and γ_3 on Hit Ratio@10.

enhanced by expertise-adaptive self-supervised learning, which aligns each expert’s objective with its designated item type. Our empirical results demonstrate the superiority of MEMBER over existing methods in both visited-item and unvisited-item recommendations. Our code, datasets, and online appendix are available at <https://github.com/K-Kyungho/MEMBER>.

Acknowledgements

This work was partly supported by the National Research Foundation of Korea (NRF) grant funded by the Korea government (MSIT) (No. RS-2024-00406985, 40%). This work was partly supported by Institute of Information & Communications Technology Planning & Evaluation (IITP) grant funded by the Korea government (MSIT) (No. RS-2024-00438638, EntireDB2AI: Foundations and Software for Comprehensive Deep Representation Learning and Prediction on Entire Relational Databases, 50%) (No. RS-2019-II190075, Artificial Intelligence Graduate School Program (KAIST), 10%).

GenAI Usage Disclosure

We utilized LLM tools to assist with minor writing edits and code debugging. All generated outputs were thoroughly reviewed and revised by the authors to ensure accuracy and integrity.

References

- [1] Xuheng Cai, Chao Huang, Lianghao Xia, and Xubin Ren. 2022. LightGCL: Simple Yet Effective Graph Contrastive Learning for Recommendation. In *ICLR*.
- [2] Chong Chen, Weizhi Ma, Min Zhang, ZhaoWei Wang, Xiuqiang He, Chenyang Wang, Yiqun Liu, and Shaoping Ma. 2021. Graph Heterogeneous Multi-Relational Recommendation. In *AAAI*.
- [3] Chong Chen, Min Zhang, Weizhi Ma, Yongfeng Zhang, Yiqun Liu, and Shaoping Ma. 2020. Efficient Heterogeneous Collaborative Filtering without Negative Sampling for Recommendation. In *AAAI*.
- [4] Zhiyoung Cheng, Sai Han, Fan Liu, Zan Gao, and Yuxin Peng. 2023. Multi-Behavior Recommendation with Cascading Graph Convolution Networks. In *WWW*.
- [5] Chen Gao, Yu Zheng, Nian Li, Yinfeng Li, Yingrong Qin, Jinghua Piao, Yuhuan Quan, Jianxin Chang, Depeng Jin, Xiangnan He, et al. 2023. A survey of graph neural networks for recommender systems: Challenges, methods, and directions. *TORS* 1, 1 (2023), 1–51.
- [6] Jyotirmoy Gope and Sanjay Kumar Jain. 2017. A survey on solving cold start problem in recommender systems. In *ICCCA*.
- [7] Shuyun Gu, Xiao Wang, Chuan Chi, and Ding Xiao. 2022. Self-supervised Graph Neural Networks for Multi-behavior Recommendation. In *IJCAI*.
- [8] Xiangnan He, Kuan Deng, Xiang Wang, Yan Li, Yongdong Zhang, and Meng Wang. 2020. Lightgcn: Simplifying and powering graph convolution network for recommendation. In *SIGIR*.
- [9] Xiangnan He, Lizi Liao, Hanwang Zhang, Liqiang Nie, Xia Hu, and Tat-Seng Chua. 2017. Neural collaborative filtering. In *WWW*.
- [10] Bowen Jin, Chen Gao, Xiangnan He, Depeng Jin, and Yong Li. 2020. Multi-behavior Recommendation with Graph Convolutional Networks. In *SIGIR*.
- [11] Jinri Kim, Eungi Kim, Kwangeun Yeo, Yujin Jeon, Chanwoo Kim, Sewon Lee, and Joonseok Lee. 2024. Content-based Graph Reconstruction for Cold-start Item Recommendation. In *SIGIR*.
- [12] Kyungho Kim, Sunwoo Kim, Geon Lee, Jinhong Jung, and Kijung Shin. 2025. Multi-Behavior Recommender Systems: A Survey. In *PAKDD*.
- [13] Kyungho Kim, Sunwoo Kim, Geon Lee, and Kijung Shin. 2025. Code, Datasets, and Appendix for “A Self-Supervised Mixture-of-Experts for Multi-Behavior Recommendation”. <https://github.com/K-Kyungho/MEMBER>
- [14] Yehuda Koren. 2008. Factorization meets the neighborhood: a multifaceted collaborative filtering model. In *KDD*.
- [15] Geon Lee, Kyungho Kim, and Kijung Shin. 2024. Revisiting LightGCN: Unexpected Inflexibility, Inconsistency, and A Remedy Towards Improved Recommendation. In *RecSys*.
- [16] Seunghan Lee, Geonwoo Ko, Hyun-Je Song, and Jinhong Jung. 2024. MuLe: Multi-Grained Graph Learning for Multi-Behavior Recommendation. In *CIKM*.
- [17] Danwei Li, Zhengyu Zhang, Siyang Yuan, Mingze Gao, Weilin Zhang, ChaoFei Yand, Xi Liu, and Jiyan Yang. 2023. AdaTT: Adaptive Task-to-Task Fusion Network for Multitask Learning in Recommendation. In *KDD*.
- [18] Zihan Lin, Changxin Tian, Yupeng Hou, and Wayne Xin Zhao. 2022. Improving graph collaborative filtering with neighborhood-enriched contrastive learning. In *WWW*.
- [19] Babak Loni, Roberto Pagano, Martha Larson, and Alan Hanjalic. 2016. Bayesian Personalized Ranking with Multi-Channel User Feedback. In *RecSys*.
- [20] Jiaqi Ma, Zhe Zhao, Jilin Chen, Ang Li, Lichan Hong, and Chi Ed H. 2019. SNR: sub-network routing for flexible parameter sharing in multi-task learning. In *AAAI*.
- [21] Jiaqi Ma, Zhe Zhao, Xinyang Yi, Jilin Chen, Lichan Hong, and Chi Ed H. 2018. Modeling Task Relationships in Multi-task Learning with Multi-gate Mixture-of-Experts. In *KDD*.
- [22] Cheng Meng, Chenhao Zhai, Yu Yang, Hengyu Zhang, and Xiu Li. 2023. Parallel Knowledge Enhancement based Framework for Multi-behavior Recommendation. In *CIKM*.
- [23] Cheng Meng, Hengyu Zhang, Wei Guo, Huifeng Guo, Haotian Liu, Yingxue Zhang, Hongkun Zheng, Ruiming Tang, Xiu Li, and Rui Zhang. 2023. Hierarchical Projection Enhanced Multi-behavior Recommendation. In *KDD*.
- [24] Huihui Qiu, Yun Liu, Guibing Guo, Zun Sun, Jie Zhang, and Hai Thanh Nguyen. 2018. BPRH: Bayesian personalized ranking for heterogeneous implicit feedback. *Information Sciences* 453 (2018), 80–98.
- [25] Steffen Rendle, Christoph Freudenthaler, Zeno Gantner, and Lars Schmidt-Thieme. 2009. BPR: Bayesian personalized ranking from implicit feedback. In *UAI*.
- [26] Ajit Paul Singh and Geoffrey J Gordon. 2008. Relational learning via collective matrix factorization. In *KDD*.
- [27] Hongyan Tang, Junneng Liu, Ming Zhao, and Xudong Gong. 2020. Progressive Layered Extraction (PLE): A Novel Multi-Task Learning (MTL) Model for Personalized Recommendations. In *RecSys*.
- [28] Xiang Wang, Xiangnan He, Meng Wang, Fuli Feng, and Tat-Seng Chua. 2019. Neural graph collaborative filtering. In *SIGIR*.
- [29] Guo Wei, Meng Chang, Yuan Enming, He Zhicheng, Zhang Yingxue, Chen Bo, Hu Yaochen, Li Ruiming, Tang an Xiu, and Zhang Rui. 2023. Compressed Interaction Graph based Framework for Multi-behavior Recommendation. In *WWW*.
- [30] Wei Wei, Chao Huang, Lianghao Xia, Yong Xu, Jiashu Zhao, and Dawei Yin. 2022. Contrastive Meta Learning with Behavior Multiplicity for Recommendation. In *WSDM*.
- [31] Lianghao Xia, Chao Huang, Yong Xu, Peng Dai, Bo Zhang, and Liefeng Bo. 2020. Multiplex behavioral relation learning for recommendation via memory augmented transformer network. In *SIGIR*.
- [32] Lianghao Xia, Yong Xu, Chao Huang, Peng Dai, and Liefeng Bo. 2021. Graph Meta Network for Multi-Behavior Recommendation. In *SIGIR*.
- [33] Jingcao Xu, Chaokun Wang, Cheng Wu, Yand Song, Kai Zheng, Xiaowei Wang, Wangm Changping, Guorui Zhou, and Kun Gai. 2023. Multi-behavior Self-supervised Learning for Recommendation. In *SIGIR*.
- [34] Mingshi Yan, Ziyong Chen, Chen Gao, Zing Sun, Fan Liu, Fuming Sun, and Haojie Li. 2023. Cascading Residual Graph Convolutional Network for Multi-behavior Recommendation. *TOIS* 1 (2023), 1–24.
- [35] Mingshi Yan, Zhiyong Cheng, Jing Sun, Fuming Sun, and Yuxin Peng. 2023. MB-HGCN: A hierarchical graph convolutional network for multi-behavior recommendation. *arXiv preprint arXiv:2306.10679* (2023).
- [36] Mingshi Yan, Fan Liu, Jing Sun, Fuming Sun, Zhiyong Chen, and Yahong Han. 2024. Behavior-Contextualized Item Preference Modeling for Multi-Behavior Recommendation. In *SIGIR*.
- [37] Haoran Yang, Hongxu Chen, Lin Li, Philip S Yu, and Guandong Xu. 2021. Hyper Meta-Path Contrastive Learning for Multi-Behavior Recommendation. In *ICDM*.
- [38] Wu Yiqing, Xie Ruobing, Zhu Yongchun, Ao Xiang, Chen Xin, Zhang Xu, Zhuang Fuzhen, Lin Leyu, and He Qing. 2022. Multi-view Multi-behavior Contrastive Learning in Recommendation. In *DASFAA*.
- [39] Yuning You, Tianlong Chen, Yongduo Sui, Ting Chen, Zhangyang Wang, and Shen Yang. 2020. Graph Contrastive Learning with Augmentations. In *NeurIPS*.
- [40] Shuai Zhang, Lina Yao, Aixin Sun, and Yi Tay. 2019. Deep learning based recommender system: A survey and new perspectives. *Comput. Surveys* 52, 1 (2019), 1–38.
- [41] Zijian Zhang, Shuchang Liu, jiaao Yu, Qingpeng Cai, Xiangyu Zhao, Chunxu Zhang, Ziru Liu, Qidong Liu, Hongwei Zhao, Lantao Hu, Peng Jiang, and Kun Gai. 2024. M3oE: Multi-Domain Multi-Task Mixture-of-Experts Recommendation Framework. In *SIGIR*.
- [42] Zhe Zhao, Zhiyuan Cheng, Lichan Hong, and Ed H Chi. 2015. Improving User Topic Interest Profiles by Behavior Factorization. In *WWW*.
- [43] Zhihui Zhou, Lilin Zhang, and Ning Yang. 2023. Contrastive collaborative filtering for cold-start item recommendation. In *WWW*.