

The gig economy during an epidemic: coupling disease transmission with labour market dynamics

Bryce Morsky¹, Tyler Meadows², Felicia Magpantay², and Troy Day²

¹Department of Mathematics, Florida State University, Tallahassee, FL, USA

²Department of Mathematics & Statistics, Queen's University, Kingston, ON, CA

August 27, 2025

Abstract

The gig economy has grown significantly in recent years, driven by the emergence of various facilitating platforms. Triggering substantial shifts to labour markets across the world, the COVID-19 pandemic has accelerated this growth. To understand the crucial role of such an epidemic on the dynamics of labour markets of both formal and gig economies, we develop and investigate a model that couples disease transmission and a search and match framework of unemployment. We find that epidemics increase gig economy employment at the expense of formal economy employment, and can increase the total long term unemployment. In the short run, large sharp fluctuations in labour market tightness and unemployment can occur, while in the long run, employment is reduced under an endemic disease equilibrium. We analyze a public policies that increase unemployment benefits or provide benefits to gig workers to mitigate these effects, and evaluate their trade-offs in mitigating disease burden and labour market disruptions.

Keywords: dual labour markets, epidemics, gig economy, search and match, unemployment

JEL: I18, J46, J64

1 Introduction

The COVID-19 pandemic significantly disrupted labour markets worldwide, presenting extraordinary economic challenges to firms, workers, and policy makers (Costa Dias et al., 2020). It led to widespread layoffs and furloughs, creating a swell of temporary unemployment (Gallant et al., 2020). These shocks have raised concerns about long term unemployment and structural changes to labour markets (Sharone, 2021). For example, remote work became more common and normative (Cook, 2020; Newbold et al., 2022; Vyas, 2022), and there was an increased participation of both workers and customers in the gig economy (Katz and Krueger, 2019; Apouey et al., 2020; Joo and

Shawl, 2021; Umar et al., 2021), where work is non-standard, casual, and independent (Woodcock and Graham, 2020).

The gig economy has been significantly growing even before the COVID-19 pandemic. For example, by 2016, gig workers had risen to 8.2% of the share of all workers in Canada (Jeon et al., 2021). The gig economy has particularly expanded in regions where unemployment was high (Rozzi, 2018). “Side hustles” provided a social safety net (Ravenelle et al., 2021) and temporary and low income employment during the pandemic (Hasegawa et al., 2022). Labour tightness increased in the short term as workers reduced their search for jobs or found jobs less negatively affected by the epidemic (Hensvik et al., 2021). Workers and firms also changed their job search patterns (Bauer et al., 2021, 2023). This resulted in an expansion of searches in new areas (Carrillo-Tudela et al., 2023), as well as a rise in mismatch between employees and jobs (Pizzinelli and Shibata, 2023). However, these effects on firms and workers varied greatly: the pandemic harmed some and benefited others (Batool et al., 2021).

Previous research has investigated the interplay of epidemics and labour markets, particularly economic behavioural responses to an unfolding epidemic (Boppart et al., 2020; Barbieri Góes and Gallo, 2021; Bradley et al., 2021; Eichenbaum et al., 2021). These biological-economic interactions have been explored both indirectly through shocks or productivity loss (Gregory et al., 2020; Guerrieri et al., 2022) and directly by explicitly coupling models of disease progression and employment (Kapička and Rupert, 2022; Glover et al., 2023; Jackson and Ortego-Martí, 2024). Such models have shown that labour markets can be inefficient during epidemics (Kapička and Rupert, 2022) and can result in worker skill loss and thereby long-term productivity loss (Jackson and Ortego-Martí, 2024). Although public policy can mitigate this effect during the pandemic (Kapička and Rupert, 2022; Guerrieri et al., 2022; Glover et al., 2023), quarantines, in particular, can lead to long-term productivity loss (Gregory et al., 2020). These models frequently feature rational actors trying to balance the trade-offs in risk of infection and monetary benefits. Such individual decision-making and utility maximization also play a critical role in epidemic models. Individuals weigh the costs and benefits of becoming ill, vaccines, non-pharmaceutical interventions, and other social, biological, and economic factors (Bauch, 2005; Bauch and Bhattacharyya, 2012; Brotherhood et al., 2020; Garibaldi et al., 2020; Eichenbaum et al., 2021; Qiu et al., 2022; Morsky et al., 2023; Morsky, 2025).

To understand how an epidemic can shape unemployment and employment in formal and gig labour markets, both in the short term and the long term, we extend the canonical search and matching model of unemployment (Pissarides, 1985; Mortensen and Pissarides, 1994; Pissarides, 2000) to incorporate the spread of disease into the dynamics of two labour markets. The first labour market represents the “non-gig” or “formal” labour market while the second represents the labour market for the gig economy. We assume that employees in the gig economy are less productive than the formal economy, but have a lower chance of being infected. With respect to the epidemiological dynamics, we consider waning immunity and thus the epidemic can become endemic with sustained effects on the labour markets. We also explore how exogenous factors such as public policies to reduce the spread of infections impact both labour markets.

2 Methods

Here we develop the model that couples economic and epidemiological dynamics. Parameter and variable values, their definitions, and calibrated values are presented in Table 1. We begin with an exposition of the population dynamics followed by that of the value functions for firms and employees. Section 3.2 details the calibration of the default values.

Parameter	Definition	Default values
α	workers' bargaining power	0.5
β_f	transmission rate for employed workers	0.4/day
β_g	transmission rate for gig workers	0.38/day
β_u	transmission rate for unemployed	0.36/day
$1/\gamma$	recovery period	5 days
η	elasticity of the matching function	0.5
θ_f	pre-pandemic tightness in the formal labour market	1
θ_g	pre-pandemic tightness in the gig labour market	5.692
λ_f	job loss rate	0.001096/day
λ_g	job loss rate	0.0054794/day
μ	matching function constant	0.01517
$1/\rho$	resistance period	100 days
b_u	unemployment benefit	0.4/day
b_g	gig work flexibility benefit	0.2/day
c_f	vacancy cost in the formal economy	0.1731
c_g	vacancy cost in the gig economy	0.07253
r	interest rate	0.0001337/day
W_f	pre-pandemic formal wage	1/day
W_g	pre-pandemic gig wage	0.85/day
y_f	worker productivity in the formal economy	1.01407/day
y_g	worker productivity in the gig economy	0.9141/day

Table 1: Parameters and the default values used for numerical simulations.

2.1 A compartmental model of disease spread

The population is split into proportions that are susceptible, infectious, and recovered, S , I , and R , respectively. These categories are further divided into those who are employed in the formal and informal (gig) labour markets, and those who are unemployed, with subscripts f , g , and u , respectively. Therefore,

$$S = S_f + S_g + S_u, \quad (2.1)$$

$$I = I_f + I_g + I_u, \quad (2.2)$$

$$R = R_f + R_g + R_u, \quad (2.3)$$

and $S + I + R = 1$. We develop a system of differential equations to model the flow — both from epidemiological and economic factors — among these compartments. First consider the epidemiological aspects of the model. We assume that infectious individuals behave similarly regardless of employment status. Thus, the transmission rates of the disease, β_j for $j \in \{f, g, u\}$, depend solely on the employment status of susceptible individuals with $\beta_f > \beta_g > \beta_u$. We make this assumption since work-related transmission of COVID-19 was significant (Lan et al., 2020), while gig work, in contrast, is casual and contingent in nature. The constant γ is the recovery rate and ρ is the per capita rate at which immunity wanes.

The economic aspects of the model are developed from a search and matching model of unemployment. The constants λ_f and λ_g are the rates at which a worker employed in formal or gig work, respectively, loses their job due structural shifts or shocks. We assume that λ_j is independent of the infection status of the employee and the state of the epidemic. Frictions in the labour market create unemployment and are determined by a matching function that pairs unemployed individuals with vacancies. This matching function models employee recruitment, work search, evaluation of candidates, etc.— all things that can cause frictions in the labour market. The ratio of this matching function to the vacancy rate, i.e. the per capita rate of filling a vacancy, in labour market j is $q(\Theta_j)$ where Θ_j is the labour market tightness, i.e. the ratio of vacancies divided by unemployment in the labour market for economy j . The ratio of the matching function to the proportion of unemployed individuals is $p(\Theta_j) = \Theta_j q(\Theta_j)$, which is the rate at which an unemployed individual finds a job. Here we will consider such functions derived from a Cobb-Douglas matching function:

$$q(\Theta_j) = \mu \Theta_j^{-\eta}, \quad (2.4)$$

$$p(\Theta_j) = \Theta_j q(\Theta_j) = \mu \Theta_j^{1-\eta} \quad (2.5)$$

where $\mu > 0$ and $\eta \in (0, 1)$.

We assume that employers do not know whether or not potential employees are susceptible or recovered: indeed, it is unlikely that individuals themselves would have this information due to uncertainty in the duration of one's waning immunity. Thus, the matching function is the same for both susceptible and recovered individuals. However, infectious individuals are unable to search for work (this was also assumed in Kapička and Rupert (2022) and does not fundamentally affect our results). The equations for the dynamics of workers in the formal and gig labour markets ($j \in \{f, g\}$) are thus:

$$\dot{S}_j = \rho R_j - \beta_j S_j I + p(\Theta_j) S_u - \lambda_j S_j, \quad (2.6)$$

$$\dot{I}_j = \beta_j S_j I - \gamma I_j - \lambda_j I_j, \quad (2.7)$$

$$\dot{R}_j = \gamma I_j - \rho R_j + p(\Theta_j) R_u - \lambda_j R_j. \quad (2.8)$$

And the dynamics for the unemployed are:

$$\dot{S}_u = \rho R_u - \beta_u S_u I - (p(\Theta_f) + p(\Theta_g))S_u + \lambda_f S_f + \lambda_g S_g, \quad (2.9)$$

$$\dot{I}_u = \beta_u S_u I - \gamma I_u + \lambda_f I_f + \lambda_g I_g, \quad (2.10)$$

$$\dot{R}_u = \gamma I_u - \rho R_u - (p(\Theta_f) + p(\Theta_g))R_u + \lambda_f R_f + \lambda_g R_g. \quad (2.11)$$

Let $F = S_f + I_f + R_f$ be the proportion of individuals employed in the formal economy. Similarly defined, let G and U be the proportions of gig workers and unemployed. Summing the disease status dynamics for each, the dynamics for the employed and unemployed are:

$$\dot{F} = p(\Theta_f)(S_u + R_u) - \lambda_f F, \quad (2.12)$$

$$\dot{G} = p(\Theta_g)(S_u + R_u) - \lambda_g G, \quad (2.13)$$

$$\dot{U} = \lambda_f F + \lambda_g G - (p(\Theta_f) + p(\Theta_g))(S_u + R_u). \quad (2.14)$$

Note that we assume that employees must become unemployed before they can become employed elsewhere. i.e. there is no on-the-job searching for employment.

The outcome of this model depends on the labour market tightness for each labour market, which in turn will depend upon the value functions for employees and employers. These value functions are affected by the spreading of disease and the average infection status of workers. In the next section, we develop these value functions.

2.2 The value functions, wage determination, and labour market tightness

An employee in the formal economy produces an exogenous constant amount of production worth y_f per unit of time while an employee in the gig economy produces an amount y_g per unit time. We assume that $y_f > y_g$. Each employee receives a wage W_f or W_g , which is time varying and endogenous, in the formal and gig economies, respectively. We also assume that there is an exogenous constant income for unemployed workers b_u provided by the government, and that gig workers receive an additional intangible benefit b_g due to the nature of their work (additional time off, more flexible hours, etc.).

The present discounted value of being employed in economy j is V_j , and being unemployed is V_u . \dot{V}_j is a potential capital gain of being in state j while the system is not in equilibrium. Given a discount rate r , the resulting Bellman equations are:

$$rV_f = W_f + \dot{V}_f - \lambda_f(V_f - V_u), \quad (2.15)$$

$$rV_g = W_g(1 - i_g) + b_g + \dot{V}_g - \lambda_g(V_g - V_u), \quad (2.16)$$

$$rV_u = b_u + \dot{V}_u - p(\Theta_f)(V_u - V_f) - p(\Theta_g)(V_u - V_g). \quad (2.17)$$

We assume that sick employees in the formal labour market go on sick leave, receiving their full wage, and that the other negative effects of the disease are negligible. Therefore, they receive a

dividend W_f . However, gig workers do not go on sick leave and thus do not earn wages when ill. Letting $i_j = I_j/(S_j + I_j + R_j)$ be the proportion of infectious workers in j , then $W_g(1 - i_g) + b_g$ is the expected dividend for gig workers. Employees thus factor in the chance of being infected into the dividend, weighting the costs of being infected. Since unemployed individuals receive no wage and the symptoms of the disease are mild, they receive a dividend of b_u regardless of their infection status. Note that we assume that individuals do not consider their current infection status when determining the value of being employed in economy j , since reinfections are common and individuals may be uncertain about their susceptibility.

Each job, whether from the formal or gig economies, can be either filled with a worker or vacant. There is a constant exogenous cost c_j to maintain a job in economy j , which exists whether or not the job is filled. Gig jobs tend to have lower fixed hiring costs, since they rely on platforms such as Uber that are scalable and automate much of the vacancy posting and matching process. Further, gig jobs tend to have lower onboarding costs and fewer legal obligations than formal jobs. Therefore, we assume that $c_f > c_g > 0$. The profits an employee produces for a firm in the formal economy depend on the employee's infection status. With frequency $1 - i_j$, the employee is uninfected and produces a dividend of $y_j - W_j$ for the employer. Infectious employees, however, produce a dividend $-W_f$ in the formal economy (they are paid a wage yet are unproductive) while they produce no dividend in the gig economy (they are unproductive yet unpaid). New jobs can be created at any time and thus the total number of jobs in both economies is endogenous. The present discounted values to a firm for a filled and unfilled vacancy are $V_{f,j}$ and $V_{v,j}$, respectively. These must satisfy the Bellman equations:

$$rV_{f,f} = y_f(1 - i_f) - W_f + \dot{V}_{f,f} - \lambda_f(V_{f,f} - V_{v,f}), \quad (2.18)$$

$$rV_{f,g} = (y_g - W_g)(1 - i_g) + \dot{V}_{f,g} - \lambda_g(V_{f,g} - V_{v,g}), \quad (2.19)$$

$$rV_{v,j} = -c_j + \dot{V}_{v,j} - q(\Theta_j)(V_{v,j} - V_{f,j}). \quad (2.20)$$

Free entry implies that $V_{v,j} = \dot{V}_{v,j} = 0$, which in turn implies that:

$$\dot{V}_{f,f} = W_f - y_f(1 - i_f) + (r + \lambda_f)V_{f,f}, \quad (2.21)$$

$$\dot{V}_{f,g} = (W_g - y_g)(1 - i_g) + (r + \lambda_g)V_{f,g}, \quad (2.22)$$

$$V_{f,j} = \frac{c_j}{q(\Theta_j)}. \quad (2.23)$$

Further, assuming that firms can enter either labour market, then $V_{f,f} = V_{f,g}$.

To determine the equilibrium wage, we need to optimize

$$W_j = \arg \max_{W_j} (V_j - V_u)^\alpha (V_{f,j} - V_{v,j})^{1-\alpha}, \quad (2.24)$$

where α is the worker's bargaining power. The first order condition for optimality gives us

$$V_j - V_u = \frac{\alpha}{1 - \alpha}(V_{f,j} - V_{v,j}). \quad (2.25)$$

Subtracting Equation 2.17 from Equations 2.15 and 2.16 and rearranging we have

$$(r + \lambda_f)(V_f - V_u) - (\dot{V}_f - \dot{V}_u) = W_f - b_u + p(\Theta_f)(V_u - V_f) + p(\Theta_g)(V_u - V_g), \quad (2.26)$$

$$(r + \lambda_g)(V_g - V_u) - (\dot{V}_g - \dot{V}_u) = W_g(1 - i_g) + b_g - b_u + p(\Theta_f)(V_u - V_f) + p(\Theta_g)(V_u - V_g). \quad (2.27)$$

By substituting Equation 2.25 and its derivative with respect to time along with Equations 2.23, 2.21, and 2.22 into Equations 2.26 and 2.27 and rearranging we have the wage equations:

$$W_f = \alpha y_f(1 - i_f) + (1 - \alpha)b_u + \alpha c_f \Theta_f + \alpha c_g \Theta_g, \quad (2.28)$$

$$W_g(1 - i_g) = \alpha y_g(1 - i_g) + (1 - \alpha)(b_u - b_g) + \alpha c_f \Theta_f + \alpha c_g \Theta_g. \quad (2.29)$$

We may now calculate equilibrium labour market tightness. Substituting Equations 2.23, 2.28, and 2.29 into Equations 2.21 and 2.22, differentiating with respect to time, and setting $\dot{\Theta}_j = 0$ gives us

$$(1 - \alpha)(y_f(1 - i_f) - b_u) - \alpha c_f \Theta_f - \alpha c_g \Theta_g - \frac{c_f(r + \lambda_f)}{q(\Theta_f)} = 0, \quad (2.30)$$

$$(1 - \alpha)(y_g(1 - i_g) + b_g - b_u) - \alpha c_f \Theta_f - \alpha c_g \Theta_g - \frac{c_g(r + \lambda_g)}{q(\Theta_g)} = 0, \quad (2.31)$$

which completes the model.

3 Results

3.1 Steady state analysis

Here we analyze the steady states of the system, namely when $\dot{S}_j = \dot{I}_j = \dot{R}_j = 0$, finding that there is a disease free equilibrium (DFE) and an endemic equilibria (EE). Which of these equilibria is realized depends on the epidemiological value R_0 , which we derive. We begin, however, with a discussion of the disease free equilibrium, which is characterized by the steady states $\bar{I}_j = \bar{I}_u = 0$.

Solving under this condition gives us:

$$\bar{S}_j = \frac{p(\bar{\Theta}_j)\bar{S}_u}{\lambda_j}, \quad (3.1)$$

$$\bar{S}_u = \frac{\lambda_g \lambda_f}{\lambda_g \lambda_f + \lambda_f p(\bar{\Theta}_g) + \lambda_g p(\bar{\Theta}_f)}, \quad (3.2)$$

$$\bar{R}_j = \bar{R}_u = 0, \quad (3.3)$$

$$\bar{\Theta}_g = \frac{1}{\alpha c_g} \left((1 - \alpha)(y_f - b) - \alpha c_f \bar{\Theta}_f - \frac{c_f(r + \lambda_f)}{q(\bar{\Theta}_f)} \right), \quad (3.4)$$

$$\bar{\Theta}_f = \frac{1}{\alpha c_f} \left((1 - \alpha)(y_g - b + b_g) - \alpha c_g \bar{\Theta}_g - \frac{c_g(r + \lambda_g)}{q(\bar{\Theta}_g)} \right). \quad (3.5)$$

from which we can derive the following equations:

$$\frac{\bar{F} \lambda_f}{p(\bar{\Theta}_f)} = \frac{\bar{G} \lambda_g}{p(\bar{\Theta}_g)}, \quad (3.6)$$

$$\frac{c_f(r + \lambda_f)}{q(\bar{\Theta}_f)} - \frac{c_g(r + \lambda_g)}{q(\bar{\Theta}_g)} = (1 - \alpha)(y_f - y_g - b_g). \quad (3.7)$$

If b_g is large enough ($b_g \geq y_f - y_g$), then (3.7) implies $\frac{c_f(r + \lambda_f)}{q(\bar{\Theta}_f)} \leq \frac{c_g(r + \lambda_g)}{q(\bar{\Theta}_g)}$, i.e. the average hiring cost is higher in the gig labour market than in the formal labour market at the disease-free equilibrium. In the case where the separation rate is the same in both labour markets ($\lambda_g = \lambda_f$), this implies $q(\bar{\Theta}_f) < q(\bar{\Theta}_g)$ and thus that labour market tightness is greater in the formal labour market. In turn, we have $\bar{F} > \bar{G}$. If b_g is small ($b_g < y_f - y_g$), then the cost of hiring is higher in the formal labour market, $\frac{c_f(r + \lambda_f)}{q(\bar{\Theta}_f)} \geq \frac{c_g(r + \lambda_g)}{q(\bar{\Theta}_g)}$. However, this does not allow us to make any determination on the relative sizes of \bar{F} and \bar{G} .

Next consider the case where the system is at an endemic equilibrium (EE). Solving for the

equilibria of the epidemiological equations of motion, we have the steady states:

$$\bar{S}_j = \frac{(\gamma + \lambda_j)\bar{I}_j}{\beta_j\bar{I}}, \quad (3.8)$$

$$\bar{S}_u = \frac{\gamma - \beta_f\bar{S}_f - \beta_g\bar{S}_g}{\beta_u}, \quad (3.9)$$

$$\bar{I}_j = \frac{\lambda_j\bar{R}_j + \rho\bar{R}_j - p(\bar{\Theta}_j)\bar{R}_u}{\gamma} \quad (3.10)$$

$$\bar{I}_u = \frac{\rho}{\gamma}\bar{R} - \bar{I}_f - \bar{I}_g \quad (3.11)$$

$$\bar{R}_j = \frac{\beta_j\bar{S}_j\bar{I} - \lambda_j\bar{S}_j + p(\bar{\Theta}_j)\bar{S}_u}{\rho}, \quad (3.12)$$

$$\bar{R}_u = 1 - \bar{S} - \bar{I} - \bar{R}_f - \bar{R}_g \quad (3.13)$$

$$\bar{\Theta}_g = \frac{1}{\alpha c_g} \left((1 - \alpha)(y_f(1 - \bar{i}_f) - b_u) - \alpha c_f\bar{\Theta}_f - \frac{c_f(r + \lambda_f)}{q(\bar{\Theta}_f)} \right), \quad (3.14)$$

$$\bar{\Theta}_f = \frac{1}{\alpha c_f} \left((1 - \alpha)(y_g(1 - \bar{i}_g) + b_g - b_u) - \alpha c_g\bar{\Theta}_g - \frac{c_g(r + \lambda_g)}{q(\bar{\Theta}_g)} \right). \quad (3.15)$$

Equation 3.6 still holds, and we have the equality

$$\frac{c_f(r + \lambda_f)}{q(\bar{\Theta}_f)} - \frac{c_g(r + \lambda_g)}{q(\bar{\Theta}_g)} = (1 - \alpha)(y_f(1 - i_f) - y_g(1 - i_g) - b_g). \quad (3.16)$$

Note that we have assumed that unemployed infectious workers can still look for work. If they cannot, then unemployment is guaranteed to increase from the DFE equilibrium to the EE, driven by increased friction from infected unemployed unable to seek employment. However, if infected workers can search for work (as in our model), unemployment could theoretically decrease.

We can use the next-generation matrix method (Diekmann et al., 2010) to determine the basic reproductive number. Identifying I_f, I_g, I_u as disease variables, the flow into disease compartments is $\mathcal{F} = [\beta_f S_f I, \beta_g S_g I, \beta_u S_u I]^T$. The flow between disease compartments or away from them is $\mathcal{V} = [-(\lambda_f + \gamma)I_f, -(\lambda_g + \gamma)I_g, \lambda_f I_f + \lambda_g I_g - \gamma I_u]^T$. Calculating the Jacobians $D\mathcal{F}$ and $D\mathcal{V}$ and substituting in the DFE from Equations 3.1 and 3.2, the next generation matrix is

$$(D\mathcal{F})(D\mathcal{V})^{-1} = -\frac{\lambda_f \lambda_g}{\lambda_f \lambda_g + \lambda_f p(\bar{\Theta}_g) + \lambda_g p(\bar{\Theta}_f)} \begin{bmatrix} \frac{\beta_f p(\bar{\Theta}_f)}{\gamma \lambda_f} & \frac{\beta_f p(\bar{\Theta}_f)}{\gamma \lambda_f} & \frac{\beta_f p(\bar{\Theta}_f)}{\gamma \lambda_f} \\ \frac{\beta_g p(\bar{\Theta}_g)}{\gamma \lambda_g} & \frac{\beta_g p(\bar{\Theta}_g)}{\gamma \lambda_g} & \frac{\beta_g p(\bar{\Theta}_g)}{\gamma \lambda_g} \\ \frac{\beta_u}{\gamma} & \frac{\beta_u}{\gamma} & \frac{\beta_u}{\gamma} \end{bmatrix} \quad (3.17)$$

where $\bar{\Theta}_j$ is the equilibrium value of the j th market tightness when $I = 0$. The spectral radius of this matrix is the basic reproductive number,

$$R_0 = \frac{\beta_f \lambda_g p(\bar{\Theta}_f) + \beta_g \lambda_f p(\bar{\Theta}_g) + \beta_u \lambda_f \lambda_g}{\gamma (\lambda_g p(\bar{\Theta}_f) + \lambda_f p(\bar{\Theta}_g) + \lambda_f \lambda_g)}. \quad (3.18)$$

If $R_0 > 1$, then the solutions will converge to the endemic equilibrium. If $R_0 < 1$, then the solutions will converge to the disease-free equilibrium. Notably, if $\beta_u > \gamma$, we have $R_0 > 1$ since we assume $\beta_f > \beta_g > \beta_u$. I.e., if the transmission rate to the unemployed population is greater than the recovery rate, then the solutions are guaranteed to converge to the endemic equilibrium.

3.2 Model calibration

To understand short and medium-term dynamics of the system along with the effects of varying parameter values, we performed numerical simulations of the system. Table 1 details the parameter values used for these simulations. Consider first the economic parameters. Workers' bargaining power and the matching function elasticity are set to $\alpha = \eta = 0.5$, consistent with the Hosios condition for efficient labour market matching (Hosios, 1990). The job loss rate in the formal economy λ_f is derived from assuming that jobs last on average 2.5 years, which is in agreement with the literature (Hornstein et al., 2005; Shimer, 2005). Many gig jobs are held for only 3 or fewer months, though some last as long as a year (Farrell et al., 2018). λ_g is thus determined by assuming gig jobs are held for 6 months on average. The matching function constant μ is taken from Shimer (2005) and converted to a daily rate. The unemployment benefit b_u , which assumes that pre-epidemic daily wages in the formal market are normalized to one, is also taken from Shimer (2005). Assuming annual interest rates are approximately 5%, we set $r = \ln(1.05)/365 \approx 0.0001337$. Gig and other contingent employees can earn less than non-contingent workers (Banerjee et al., 2023), thus we assume that gig wages are 85% that of formal wages pre-epidemic (i.e. $W_g = 0.85$). Gig workers, however, are often willing to give up a sizable proportion of their wage for the flexibility gig work provides. This can be as high as 40% for Uber drivers (Chen et al., 2019). On the other hand, Mas and Pallais (2017) have shown that employees are willing to lose a more modest 8% of wages to work from home and schedule flexibility. Here we assume that $b_g = 0.2$, 20% of pre-pandemic equilibrium wages of employees in the formal economy.

With these parameters and the free-entry conditions, c_f and θ_g can be parameterized assuming the economy is in equilibrium with $\theta_f = 1$:

$$c_f = \frac{\mu(W_g + b_g - W_f)}{\lambda_g - \lambda_f}, \quad (3.19)$$

$$\theta_g = \sqrt[n]{\frac{c_f}{c_g}}. \quad (3.20)$$

Worker productivity in each economy and the vacancy cost of gig work can then be found using the wage equations (Equations 2.28 and 2.29).

The epidemiological parameters (β_j , γ , and ρ) are based on those observed during the COVID-19 pandemic (Bobrovitz et al., 2023; Byrne et al., 2020; Goldberg et al., 2021; Hassan et al., 2023). We assume that gig work results in a 5% reduction in the transmission rate of the disease, and unemployment in a further 5% reduction. Hybrid work days have been shown to have a reduced

transmission rate compared to anchor days of 11 – 20% Jung et al. (2025). However, we also explore varying reductions in transmission rates.

3.3 Transitional dynamics

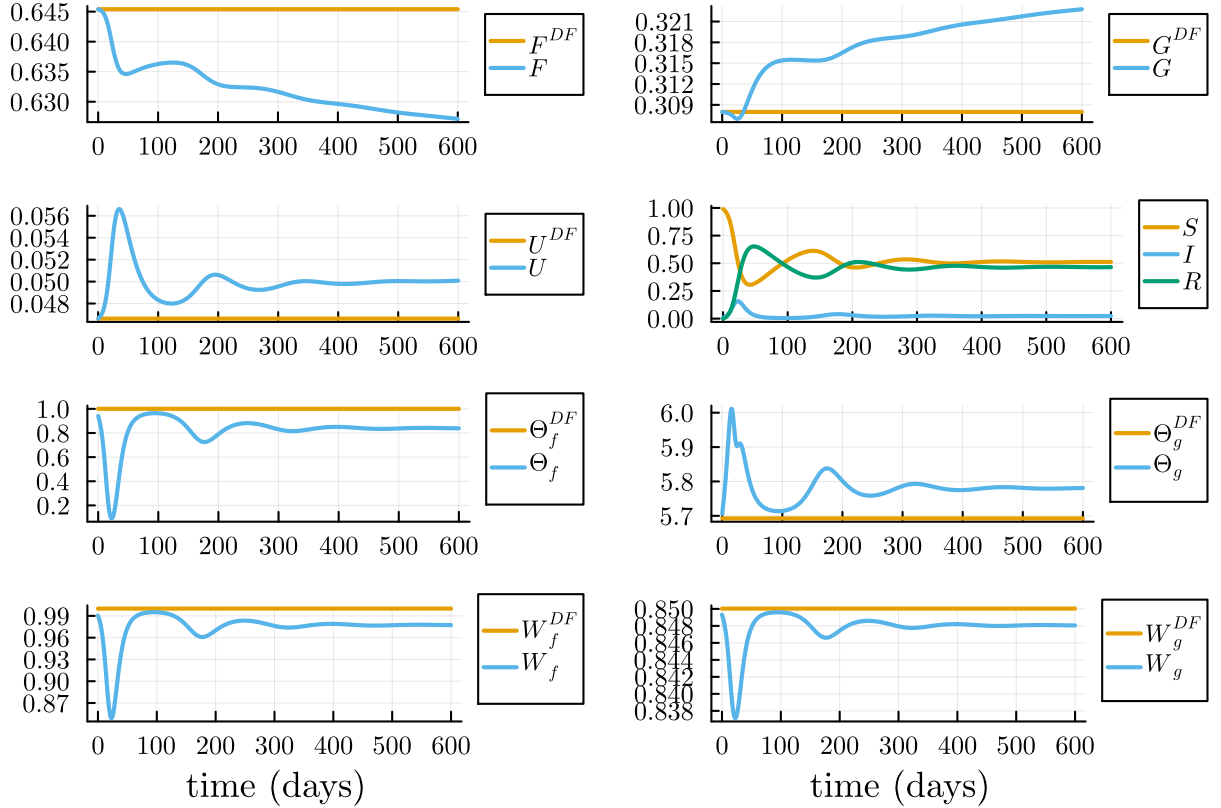


Figure 1: Time series of an epidemic in which 1% of all workers are infectious. Plotting for comparison are the disease free (DF) equilibria for employment, unemployment, labour market tightnesses, and wages.

Figure 1 depicts the time series for a scenario where 1% of the population across employment statuses is initially infected with the disease. Shown for comparison are the steady states for the disease free equilibrium. Employment in the formal and gig economies takes a prolonged period to equilibrate relative to the disease dynamics. Note that there is a secondary wave of infections that occurs several months after the initial outbreak. This secondary wave corresponds to fluctuations in the economic dynamics. As infections subside, workers return to the formal economy, which kindles a second wave of infections due to the higher transmission rate among workers employed in the formal economy. In response, there are also fluctuations in the number of susceptible and recovered individuals. Such swift rebounds in the employment rate, occurring over months, have been observed in previous studies of the COVID-19 epidemic (Cajner et al., 2020; Yu et al., 2024).

Returning to the economic dynamics, unemployment initially jumps as job separations outpace new job matches, but falls and equilibrates as the endemic equilibrium is reached. The initial shock

of the epidemic leads to reductions in the numbers of workers in both economies. Then, the number of workers in the traditional and gig economies falls and rises, respectively. Since, gig workers are less often infected, which increases their net productivity. In the short run, job gains in the gig economy can offset job losses from the formal economy resulting in unemployment approaching pre-epidemic levels. However, in the long run, job losses from the formal economy outweigh the job gains in the gig economy, and thus unemployment increases relative to the disease free value.

We can see that initially there are large shocks in labour market tightness for both markets, which move in opposite directions. As the disease spreads, we observe a steep decline in labour market tightness of the formal labour market and a steep increase in the gig labour market. Long-term, these fluctuations diminish and reach the steady state where the formal and gig labour market tightness are below and above, respectively, their disease free values. However, the short-term transient shocks in unemployment and labour market tightnesses underscore the importance of early public policy interventions.

Finally, wages are depressed due to the epidemic. We observe similar trajectories for wages in both economies: wages steeply decline initially followed by a period of relatively moderate fluctuations. In the long run, they equilibrate to a modest reduction of their pre-epidemic values.

3.4 Exogenous effects and interventions

Here we explore the effects of different exogenous effects and interventions on the model. These represent the effects of public policies that aim to mitigate the deleterious effects of the disease, namely to reduce unemployment and infections, as well as unintended effects. Specifically, we consider the impact of the epidemic on job loss rates that disproportionately affects the formal economy, and government benefits to unemployed and gig workers. We then compare the outcomes of these three effects to one another.

We begin by considering the impacts of an increase in the job loss rate of employed workers while leaving the job loss rate of gig workers unaffected. This modelling choice represents the effects of prolonged quarantines and slow adaptations to the epidemic, which are particularly relevant for formal employment. Job separation rates dramatically increased during the initial period of the COVID-19 pandemic. However, later rates in 2022 were approximately 25% those pre-pandemic and more recently have returned to approximately pre-pandemic levels (Huang and Cheng, 2024; U.S. Bureau of Labor Statistics, 2024). We thus explored the scenario of a 25% increase in λ_f , and depict the results in Figure 2. We observe a decrease in employment in the formal economy while increasing both overall unemployment and employment in the gig economy. Infections are reduced, as we would expect given that the transmission rate is greater in the traditional economy. Thus, while this effect — whether purposeful due to intermittent quarantines or not — does reduce transmission of the disease and endemic infection levels, it increases unemployment and disproportionately impacts employment in the formal economy.

Next, we consider government provided benefits to gig workers derived from government programs that improve the viability of gig work such as Medicaid, which provides health insurance,

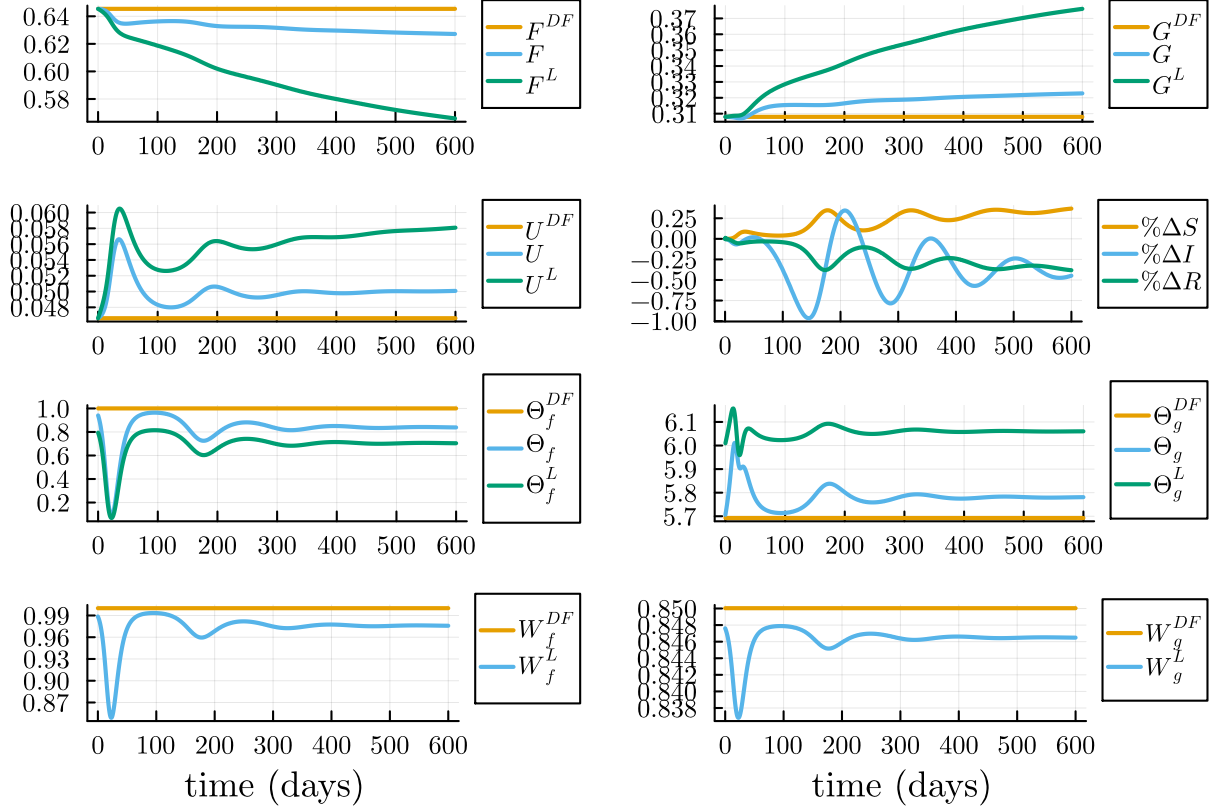


Figure 2: Time series of an epidemic where the job loss rate λ_f for workers in the formal economy is 25% larger (results depicted with superscript L). Plotting for comparison are the time series for the endemic scenario without such an effect and the disease free scenario. Here $\% \Delta S$, $\% \Delta I$, and $\% \Delta R$ are the percentage changes between the epidemic scenarios with and without quarantine.

and the Affordable Care act, which increased affordability and access to healthcare in the United States thus softening the “job lock” effect of employer funded healthcare (Bailey, 2017; Even and Macpherson, 2019). We model the benefit of such programs to aide gig workers as an exogenous 5% increase in the benefit b_g . The impact of these changes is depicted in Figure 3. We observe that this policy causes the employment in the formal economy to drop, yet also significant growth in employment in the gig economy. Infection levels are also reduced to a greater level than the scenario of increased separation rates for formal employment.

Finally, we consider the effects of a 5% increase in unemployment benefits in Figure 4. This policy can be justified on the grounds that transmission rates are lower for the unemployed and thus overall infections may decrease. Our results confirm that this does decrease infections; however, comparing these results to the case of increased gig benefits, increased gig benefits resulted in a greater decrease in infections. Although, overall unemployment is higher due to gig benefit due to their effects on the formal economy.

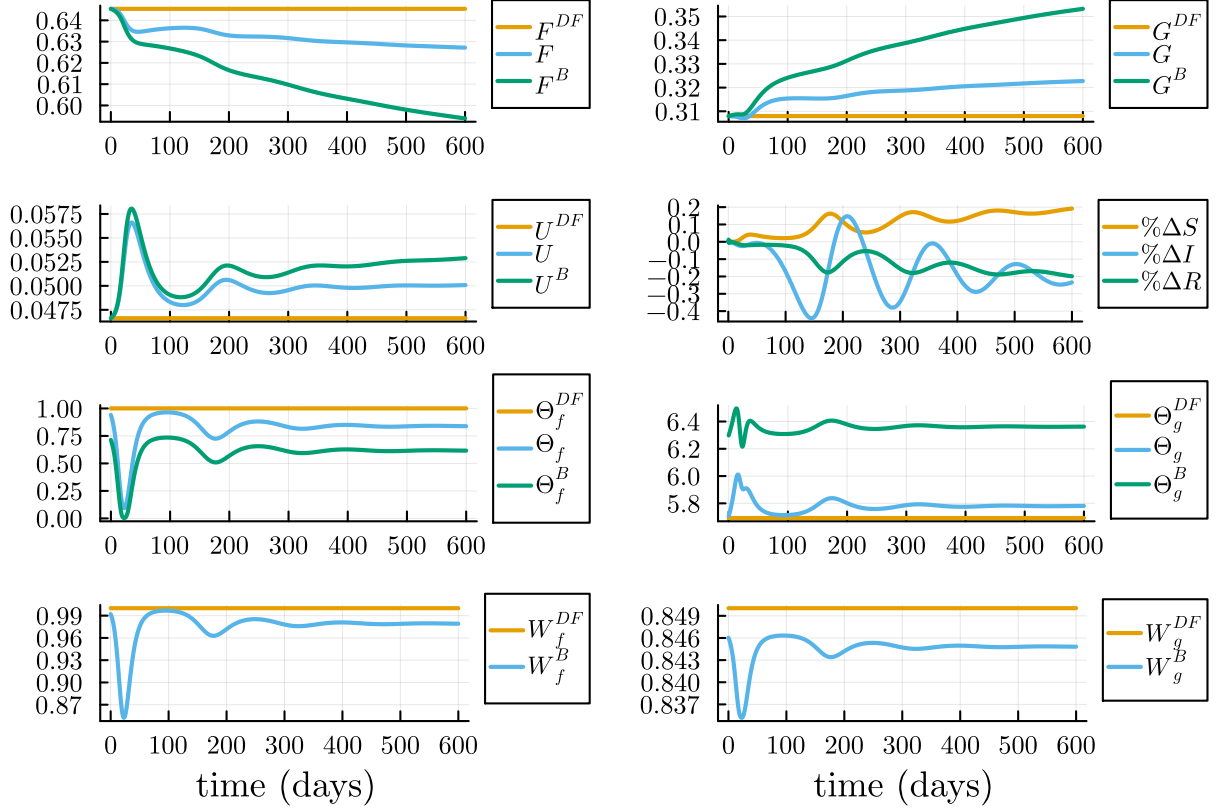


Figure 3: Time series of an epidemic where gig workers are provided a benefit $b_g = 0.21$ to supplement their income (results depicted with superscript B). Plotting for comparison are the time series without such a benefit with disease and disease free scenarios. Here $\% \Delta S$, $\% \Delta I$, and $\% \Delta R$ are the percentage change between the epidemic scenarios where $b_g = 0.21$ and 0.2 .

4 Discussion

Our model contributes to the literature on labour market and epidemiological interactions, and dual labour markets of formal and informal, and high and low skilled work more generally (Gautier, 2002; Zylberstajn and Souza, 2015; Huang et al., 2020). Our approach differs from prior works such as Kapička and Rupert (2022) and Jackson and Ortego-Martí (2024), which focus on a single-sector labour market, by considering two labour markets, gig and formal. Additionally, we relax the assumption of lasting immunity post-recovery, which enables us to explore the long-term economic impacts of an endemic disease. If $R_0 > 1$, we show that an endemic equilibrium is reached relatively quickly compared to the economic system. However, this can result in a resurgence of infections as workers returning to the formal economy become infected and transmission rates increase.

We also consider the effects of exogenous factors on the outcomes of our model with an emphasis on mitigating economic and epidemiological trade-offs. We show a trade-off between unemployment and reducing infections for public policies of increasing unemployment benefits or authorizing quarantines. Echoing research showing that changes to the gig economy were strongly

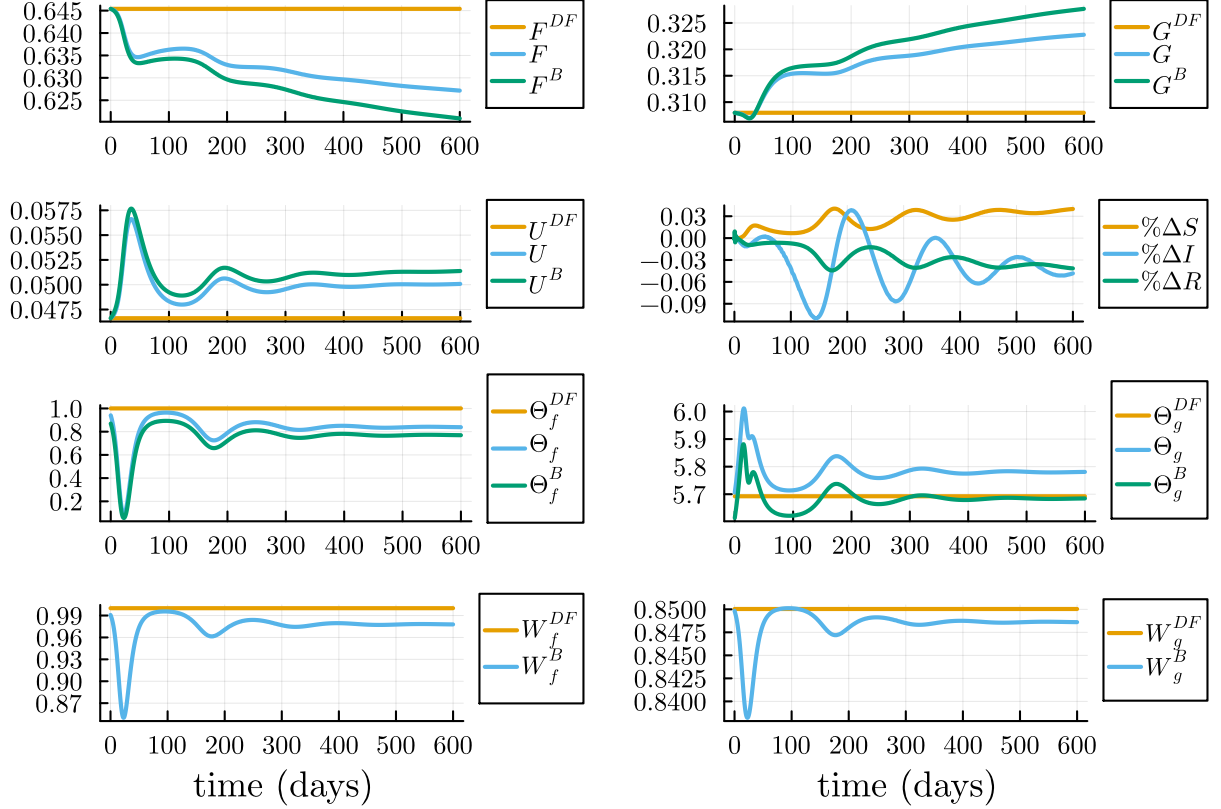


Figure 4: Time series of an epidemic where gig workers are provided a benefit $b_u = 0.42$ to supplement their income (F^B etc.). Plotting for comparison are the time series without such a benefit with disease and disease free scenarios. Here $\% \Delta S$, $\% \Delta I$, and $\% \Delta R$ are the percentage change between the epidemic scenarios where $b_g = 0.21$ and 0.2 .

driven by policies rather than the disease itself (Cao et al., 2022), we find that unemployment is increased more by these policies than the disease itself. However, we observed minimal impact on unemployment when benefits are provided to gig workers while also mitigating the spread of disease. Our results thus tie into broader research on optimal quarantine and testing policies (Alvarez et al., 2021; Berger et al., 2022; Piguillem and Shi, 2022), and the effect of unemployment insurance (Marinescu et al., 2021) and short-term work schemes to preserve employment (Osuna and García Pérez, 2022) during an epidemic.

There are several limitations of this study, such as a homogeneous labour force and no regional variations in the economy. Homogeneity in the gig economy is particularly relevant. We assumed that transmission rates were lower in the gig economy than the formal economy due to work being independent and relatively infrequent. However, transport gig work may pose a high risk of infection (Lew et al., 2021; Anand et al., 2022), and thus the type of gig work may be highly important to model. In the long-term, technological innovations, which have greatly affected the gig economy (Liu et al., 2024), could also have significant impacts on these results. E.g., work from home options for formal employment could reduce the chances of infection. However, this can result in productivity loss (Atkin et al., 2023; Gibbs et al., 2023; Emanuel and Harrington, 2024).

Future research could explore these complexities within the framework presented here. We also have not considered broader impacts of increases in gig work. On the one hand, the gig economy has been shown to reduce customer satisfaction (Shin et al., 2023), and on the other hand it has had an empowering effect on workers (Li et al., 2021). Thus the effects of spreading disease and these policies to mitigate it are deeper than those considered here.

Declarations

Code and Data Availability

Code to run the simulations is available at github.com/bmorsky/epi-econ.

Competing interests

The authors have no relevant financial or non-financial interests to disclose.

Funding

No funding was received for conducting this study.

References

- Alvarez, F., Argente, D., and Lippi, F. (2021). A simple planning problem for covid-19 lock-down, testing, and tracing. *American Economic Review: Insights*, 3(3):367–382.
- Anand, P., Allen, H. L., Ferrer, R. L., Gold, N., Martinez, R. M. G., Kontopantelis, E., Krause, M., and Vergunst, F. (2022). Work-related and personal predictors of covid-19 transmission: evidence from the uk and usa. *J Epidemiol Community Health*, 76(2):152–157.
- Apouey, B., Roulet, A., Solal, I., and Stabile, M. (2020). Gig workers during the covid-19 crisis in france: financial precarity and mental well-being. *Journal of Urban Health*, 97(6):776–795.
- Atkin, D., Schoar, A., and Shinde, S. (2023). Working from home, worker sorting and development. Technical report, National Bureau of Economic Research.
- Bailey, J. (2017). Health insurance and the supply of entrepreneurs: New evidence from the affordable care act. *Small Business Economics*, 49(3):627–646.
- Banerjee, R., Lam, L., and Lamb, D. (2023). Temporary talent: Wage penalties among highly educated temporary workers in canada. *Journal of Industrial Relations*, 65(2):185–210.
- Barbieri Góes, M. C. and Gallo, E. (2021). Infection is the cycle: unemployment, output and economic policies in the covid-19 pandemic. *Review of Political Economy*, 33(3):377–393.

- Batool, M., Ghulam, H., Azmat Hayat, M., Naeem, M. Z., Ejaz, A., Imran, Z. A., Spulbar, C., Birau, R., and Horațiu Gorun, T. (2021). How covid-19 has shaken the sharing economy? an analysis using google trends data. *Economic Research-Ekonomska Istraživanja*, 34(1):2374–2386.
- Bauch, C. T. (2005). Imitation dynamics predict vaccinating behaviour. *Proceedings of the Royal Society B: Biological Sciences*, 272(1573):1669–1675.
- Bauch, C. T. and Bhattacharyya, S. (2012). Evolutionary game theory and social learning can determine how vaccine scares unfold. *PLoS computational biology*, 8(4):e1002452.
- Bauer, A., Hartl, T., Hutter, C., and Weber, E. (2021). Search processes on the labor market during the covid-19 pandemic. In *CESifo forum*, volume 22, pages 15–19. München: ifo Institut-Leibniz-Institut für Wirtschaftsforschung an der
- Bauer, A., Keveloh, K., Mamertino, M., and Weber, E. (2023). Competing for jobs: how covid-19 changes search behaviour in the labour market. *German Economic Review*, 24(4):323–347.
- Berger, D., Herkenhoff, K., Huang, C., and Mongey, S. (2022). Testing and reopening in an seir model. *Review of Economic Dynamics*, 43:1–21.
- Bobrovitz, N., Ware, H., Ma, X., Li, Z., Hosseini, R., Cao, C., Selemon, A., Whelan, M., Premji, Z., Issa, H., et al. (2023). Protective effectiveness of previous sars-cov-2 infection and hybrid immunity against the omicron variant and severe disease: a systematic review and meta-regression. *The Lancet Infectious Diseases*, 23(5):556–567.
- Boppart, T., Harmenberg, K., Hassler, J., Krusell, P., and Olsson, J. (2020). Integrated epi-econ assessment. Technical report, National Bureau of Economic Research.
- Bradley, J., Ruggieri, A., and Spencer, A. H. (2021). Twin peaks: Covid-19 and the labor market. *European economic review*, 138:103828.
- Brotherhood, L., Kircher, P., Santos, C., and Tertilt, M. (2020). An economic model of the covid-19 epidemic: The importance of testing and age-specific policies. *SSRN*.
- Byrne, A. W., McEvoy, D., Collins, A. B., Hunt, K., Casey, M., Barber, A., Butler, F., Griffin, J., Lane, E. A., McAloon, C., et al. (2020). Inferred duration of infectious period of sars-cov-2: rapid scoping review and analysis of available evidence for asymptomatic and symptomatic covid-19 cases. *BMJ open*, 10(8):e039856.
- Cajner, T., Crane, L. D., Decker, R. A., Grigsby, J., Hamins-Puertolas, A., Hurst, E., Kurz, C., and Yildirmaz, A. (2020). The us labor market during the beginning of the pandemic recession. Technical report, National Bureau of Economic Research.
- Cao, X., Zhang, D., and Huang, L. (2022). The impact of the COVID-19 pandemic on the behavior of online gig workers. *Manufacturing & Service Operations Management*, 24(5):2611–2628.

- Carrillo-Tudela, C., Clymo, A., Comunello, C., Jäckle, A., Visschers, L., and Zentler-Munro, D. (2023). Search and reallocation in the COVID-19 pandemic: Evidence from the uk. *Labour Economics*, 81:102328.
- Chen, M. K., Rossi, P. E., Chevalier, J. A., and Oehlsen, E. (2019). The value of flexible work: Evidence from uber drivers. *Journal of political economy*, 127(6):2735–2794.
- Cook, D. (2020). The global remote work revolution and the future of work. In *The business of pandemics*, pages 143–166. Auerbach Publications.
- Costa Dias, M., Joyce, R., Postel-Vinay, F., and Xu, X. (2020). The challenges for labour market policy during the COVID-19 pandemic. *Fiscal Studies*, 41(2):371–382.
- Diekmann, O., Heesterbeek, J., and Roberts, M. G. (2010). The construction of next-generation matrices for compartmental epidemic models. *Journal of the royal society interface*, 7(47):873–885.
- Eichenbaum, M. S., Rebelo, S., and Trabandt, M. (2021). The macroeconomics of epidemics. *The Review of Financial Studies*, 34(11):5149–5187.
- Emanuel, N. and Harrington, E. (2024). Working remotely? selection, treatment, and the market for remote work. *American Economic Journal: Applied Economics*, 16(4):528–559.
- Even, W. E. and Macpherson, D. A. (2019). The affordable care act and the growth of involuntary part-time employment. *ILR Review*, 72(4):955–980.
- Farrell, D., Greig, F., and Hamoudi, A. (2018). The online platform economy in 2018: Drivers, workers, sellers, and lessors. *JPMorgan Chase Institute*.
- Gallant, J., Kroft, K., Lange, F., and Notowidigdo, M. J. (2020). Temporary unemployment and labor market dynamics during the COVID-19 recession. Technical report, National Bureau of Economic Research.
- Garibaldi, P., Moen, E. R., Pissarides, C. A., et al. (2020). Modelling contacts and transitions in the sir epidemic model. *COVID Economics*, 5:1–21.
- Gautier, P. A. (2002). Unemployment and search externalities in a model with heterogeneous jobs and workers. *Economica*, 69(273):21–40.
- Gibbs, M., Mengel, F., and Siemroth, C. (2023). Work from home and productivity: Evidence from personnel and analytics data on information technology professionals. *Journal of Political Economy Microeconomics*, 1(1):7–41.
- Glover, A., Heathcote, J., Krueger, D., and Ríos-Rull, J.-V. (2023). Health versus wealth: On the distributional effects of controlling a pandemic. *Journal of Monetary Economics*, 140:34–59.

- Goldberg, Y., Mandel, M., Bar-On, Y. M., Bodenheimer, O., Freedman, L., Haas, E. J., Milo, R., Alroy-Preis, S., Ash, N., and Huppert, A. (2021). Waning immunity after the bnt162b2 vaccine in israel. *New England Journal of Medicine*, 385(24):e85.
- Gregory, V., Menzio, G., and Wiczer, D. G. (2020). Pandemic recession: L or v-shaped? Technical report, National Bureau of Economic Research.
- Guerrieri, V., Lorenzoni, G., Straub, L., and Werning, I. (2022). Macroeconomic implications of COVID-19: Can negative supply shocks cause demand shortages? *American Economic Review*, 112(5):1437–1474.
- Hasegawa, Y., Ido, K., Kawai, S., and Kuroda, S. (2022). Who took gig jobs during the COVID-19 recession? evidence from uber eats in japan. *Transportation Research Interdisciplinary Perspectives*, 13:100543.
- Hassan, M. N., Mahmud, M. S., Nipa, K. F., and Kamrujjaman, M. (2023). Mathematical modeling and COVID-19 forecast in texas, usa: a prediction model analysis and the probability of disease outbreak. *Disaster medicine and public health preparedness*, 17:e19.
- Hensvik, L., Le Barbanchon, T., and Rathelot, R. (2021). Job search during the COVID-19 crisis. *Journal of Public Economics*, 194:104349.
- Hornstein, A., Krusell, P., and Violante, G. L. (2005). Unemployment and vacancy fluctuations in the matching model: Inspecting the mechanism. *FRB Richmond Economic Quarterly*, 91(3):19–51.
- Hosios, A. J. (1990). On the efficiency of matching and related models of search and unemployment. *The Review of Economic Studies*, 57(2):279–298.
- Huang, N., Burtch, G., Hong, Y., and Pavlou, P. A. (2020). Unemployment and worker participation in the gig economy: Evidence from an online labor market. *Information Systems Research*, 31(2):431–448.
- Huang, V. and Cheng, E. P. (2024). Job openings and hires decline in 2023 as the labor market cools. *Monthly Labor Review*.
- Jackson, P. and Ortego-Marti, V. (2024). Skill loss during unemployment and the scarring effects of the COVID-19 pandemic. *Labour Economics*, page 102516.
- Jeon, S.-H., Liu, H., and Ostrovsky, Y. (2021). Measuring the gig economy in canada using administrative data. *Canadian Journal of Economics/Revue canadienne d'économique*, 54(4):1638–1666.
- Joo, B. A. and Shawl, S. (2021). COVID-19 pandemic and the rising gig economy: An emerging perspective. *Global Economics Science*, pages 16–23.

- Jung, Y., Wilson, K. T., and Wilson, A. M. (2025). Could hybrid work schedules offer infection risk reductions? insights from a co2 sensor and modeling study. *Building and Environment*, 276:112878.
- Kapička, M. and Rupert, P. (2022). Labor markets during pandemics. *Journal of Economic Theory*, 204:105520.
- Katz, L. F. and Krueger, A. B. (2019). The rise and nature of alternative work arrangements in the united states, 1995–2015. *ILR review*, 72(2):382–416.
- Lan, F.-Y., Wei, C.-F., Hsu, Y.-T., Christiani, D. C., and Kales, S. N. (2020). Work-related covid-19 transmission in six asian countries/areas: A follow-up study. *PloS one*, 15(5):e0233588.
- Lew, I., Chatterjee, D., and Torres, E. (2021). The gig is up: An overview of new york city’s app-based gig workforce during covid-19. *Community Service Society*.
- Li, Z., Hong, Y., and Zhang, Z. (2021). The empowering and competition effects of the platform-based sharing economy on the supply and demand sides of the labor market. *Journal of Management Information Systems*, 38(1):140–165.
- Liu, Y., Lou, B., Zhao, X., and Li, X. (2024). Unintended consequences of advances in matching technologies: Information revelation and strategic participation on gig-economy platforms. *Management Science*, 70(3):1729–1754.
- Marinescu, I., Skandalis, D., and Zhao, D. (2021). The impact of the federal pandemic unemployment compensation on job search and vacancy creation. *Journal of Public Economics*, 200:104471.
- Mas, A. and Pallais, A. (2017). Valuing alternative work arrangements. *American Economic Review*, 107(12):3722–3759.
- Morsky, B. (2025). Vaccination and collective action under social norms. *Bulletin of Mathematical Biology*, 87(5):55.
- Morsky, B., Magpantay, F., Day, T., and Akçay, E. (2023). The impact of threshold decision mechanisms of collective behavior on disease spread. *Proceedings of the National Academy of Sciences*, 120(19):e2221479120.
- Mortensen, D. T. and Pissarides, C. A. (1994). Job creation and job destruction in the theory of unemployment. *The review of economic studies*, 61(3):397–415.
- Newbold, J. W., Rudnicka, A., Cook, D., Cecchinato, M. E., Gould, S. J., and Cox, A. L. (2022). The new normals of work: a framework for understanding responses to disruptions created by new futures of work. *Human–Computer Interaction*, 37(6):508–531.
- Osuna, V. and García Pérez, J. I. (2022). Temporary layoffs, short-time work and COVID-19: the case of a dual labour market. *Applied economic analysis*, 30(90):248–262.

- Piguillem, F. and Shi, L. (2022). Optimal COVID-19 quarantine and testing policies. *The Economic Journal*, 132(647):2534–2562.
- Pissarides, C. A. (1985). Short-run equilibrium dynamics of unemployment, vacancies, and real wages. *The American Economic Review*, 75(4):676–690.
- Pissarides, C. A. (2000). *Equilibrium unemployment theory*. MIT press.
- Pizzinelli, C. and Shibata, I. (2023). Has COVID-19 induced labor market mismatch? evidence from the us and the uk. *Labour Economics*, 81:102329.
- Qiu, Z., Espinoza, B., Vasconcelos, V. V., Chen, C., Constantino, S. M., Crabtree, S. A., Yang, L., Vullikanti, A., Chen, J., Weibull, J., et al. (2022). Understanding the coevolution of mask wearing and epidemics: A network perspective. *Proceedings of the National Academy of Sciences*, 119(26):e2123355119.
- Ravenelle, A. J., Kowalski, K. C., and Janko, E. (2021). The side hustle safety net: Precarious workers and gig work during COVID-19. *Sociological Perspectives*, 64(5):898–919.
- Rozzi, F. (2018). The impact of the gig-economy on us labor markets: Understanding the role of non-employer firms using econometric models and the example of uber. *Junior Management Science*, 3(2):33–56.
- Sharone, O. (2021). Networking while long-term unemployed: why long-term unemployment will likely persist long after the COVID-19 pandemic recedes. *American Behavioral Scientist*, page 00027642211066032.
- Shimer, R. (2005). The cyclical behavior of equilibrium unemployment and vacancies. *American economic review*, 95(1):25–49.
- Shin, M., Shin, J., Ghili, S., and Kim, J. (2023). The impact of the gig economy on product quality through the labor market: Evidence from ridesharing and restaurant quality. *Management Science*, 69(5):2620–2638.
- Umar, M., Xu, Y., and Mirza, S. S. (2021). The impact of COVID-19 on gig economy. *Economic Research-Ekonomska Istraživanja*, 34(1):2284–2296.
- U.S. Bureau of Labor Statistics (2024). Job openings and labor turnover survey (jolts), total separations rate, seasonally adjusted, 2019–2024. Data extracted August 14, 2025, covering period January 2019 to December 2024.
- Vyas, L. (2022). “new normal” at work in a post-covid world: work–life balance and labor markets. *Policy and Society*, 41(1):155–167.
- Woodcock, J. and Graham, M. (2020). *The gig economy*. Polity.

- Yu, X., Song, H., Ren, T., and Xue, Y. (2024). Covid-19 and labour market resilience: evidence from large-scale recruitment behaviour. *Regional Studies*, 58(1):45–60.
- Zylberstajn, E. and Souza, A. P. (2015). The ins and outs of unemployment in a dual labor market. *Anais do 43 Encontro Nacional de Economia (ANPEC)*, 367.