

---

# Mirroring Users: Towards Building Preference-aligned User Simulator with User Feedback in Recommendation

---

**Tianjun Wei**  
Nanyang Technological  
University  
Singapore, Singapore  
tjwei2-c@my.cityu.edu.hk

**Huizhong Guo**  
Zhejiang University  
Hangzhou, China  
huiz\_g@zju.edu.cn

**Yingpeng Du\***  
Nanyang Technological  
University  
Singapore, Singapore  
dyp1993@pku.edu.cn

**Zhu Sun**  
Singapore University of  
Technology and Design  
Singapore, Singapore  
zhu\_sun@sutd.edu.sg

**Chen Huang**  
Nanyang Technological  
University  
Singapore, Singapore  
huang012@e.ntu.edu.sg

**Dongxia Wang**  
Zhejiang University  
Hangzhou, China  
dxwang@zju.edu.cn

**Jie Zhang**  
Nanyang Technological  
University  
Singapore, Singapore  
zhangj@ntu.edu.sg

## Abstract

User simulation is increasingly vital to develop and evaluate recommender systems (RSs). While Large Language Models (LLMs) offer promising avenues to simulate user behavior, they often struggle with the absence of specific domain alignment required for RSs and the efficiency demands of large-scale simulation. A vast yet underutilized resource for enhancing this alignment is the extensive user feedback inherent in RSs. However, directly leveraging such feedback presents two significant challenges. First, user feedback in RSs is often ambiguous and noisy, which negatively impacts effective preference alignment. Second, the massive volume of feedback largely hinders the efficiency of preference alignment, necessitating an efficient filtering mechanism to identify more informative samples. To overcome these hurdles, we introduce a novel data construction framework that leverages user feedback in RSs with advanced LLM capabilities to generate high-quality simulation data. Our framework unfolds in two key phases: (1) employing LLMs to generate cognitive decision-making processes on constructed simulation samples, reducing ambiguity in raw user feedback; (2) data distillation based on uncertainty estimation and behavior sampling to filter challenging yet denoised simulation samples. Accordingly, we fine-tune lightweight LLMs, as user simulators, using such high-quality dataset with corresponding decision-making processes. Extensive experiments verify that our framework significantly boosts the alignment with human preferences and in-domain reasoning capabilities of fine-tuned LLMs, and provides more insightful and interpretable signals when interacting with RSs. We believe our work will advance the RS community and offer valuable insights for broader human-centric AI research. Our developed

---

\*Corresponding author.

framework, high-quality mixed-domain dataset, and fine-tuned LLM checkpoints are available at <https://github.com/UserMirrorer/UserMirrorer>.

## 1 Introduction

User-centric AI, focused on understanding human preferences through behavior analysis, has driven significant research in areas like recommender systems (RSs), social networks, and search engines [46, 1, 52, 10, 14, 51]. As a crucial branch of this field, RS plays a vital role in web services, which aims to mitigate information overload problem [50, 9] by continuously capturing user preference through the user’s interaction history with recommended items (e.g., products, content). As AI systems directly serving humans, RS development critically depends on user feedback. While online testing remains the evaluation gold standard through real user feedback capture [6], its practical limitations emerge: (1) Statistical significance requires prolonged data collection (weeks/months), substantially delaying algorithm iteration [16]; (2) Growing privacy concerns challenge traditional user data-dependent evaluations [41]. These practical constraints have prompted researchers to actively explore **user simulators** as an alternative – a mechanism for generating synthetic data to achieve efficient evaluation and optimization while ensuring privacy [21, 49].

User simulators aim to simulate user-system interactions through synthesized profiles, enabling offline evaluation of RSs. Early approaches predominantly employ rule-based [55] or reinforcement learning methods [21, 30, 63]. However, these simulators exhibit critical limitations by focusing solely on intra-system user preferences while neglecting essential external contextual knowledge and reasoning processes underlying real user decisions. As a solution to above issues, recent advances in Large Language Models (LLMs) [44], featuring extensive world knowledge and advanced multi-step reasoning [36, 5], have enabled the development of simulators with human-like cognitive models across diverse fields [22, 14]. Research on LLM-based user simulators follows two main paths: (1) leveraging LLMs’ domain generalization capabilities for feature extraction in traditional simulators [4, 62], and (2) creating autonomous agents for simulating the fine-grained behavior patterns of individual users in recommendation scenarios [59, 60, 49, 61]. Despite promising results, these approaches still face two major drawbacks. First, they over-rely on LLMs’ pre-trained knowledge without **fine-tuning leveraging massive user feedback**, leading to insufficient domain adaptation. Second, due to the lack of domain knowledge, these simulators need to equip with powerful LLM as the backend, resulting in **prohibitive computational costs** for large-scale user simulations in RSs.

In this work, we explore how to harness user feedback from RSs to fine-tune LLM-based user simulators, thereby improving their fidelity to authentic user behavior. In the context of RSs, raw user feedback exhibits two distinctive characteristics that present unique challenges and complicate the effective development of LLM-based user simulators:

- User feedback typically captures only observed behaviors, omitting the underlying decision-making processes. This absence of context introduces **ambiguity** and hinders the detection of **noisy** data, limiting LLM from learning the human decision-making process through reasoning.
- RSs generate **massive volumes of feedback with highly variable quality**, making it essential to filter and select **high-quality** samples to achieve effective and efficient LLM fine-tuning.

To address these challenges, we propose an end-to-end framework that fully exploits user feedback in RSs to align LLM simulators with genuine user preferences, named USERMIRRORER. Specifically, our framework first transforms feedback from diverse domains into a unified simulation scenario, capturing user memory, item exposures, and associated behaviors. Then, by prompting LLMs to generate explicit cognitive decision-making processes, we can reduce feedback ambiguity, denoise behavior signals, and quantify LLM performance across contexts. Finally, by selecting scenarios that expose the limitations of weaker LLMs, and matching decision processes and real user behaviors, we can curate a refined dataset comprising **challenging samples, high-fidelity decision processes generated by powerful LLMs, and denoised behavioral signals**.

Based on our developed framework, we investigate the following research questions: (RQ1) *Does the constructed dataset help the LLM simulator to think and make decisions in a way that better aligns with human preferences?* (RQ2) *Does the fine-tuned user simulator more effectively mimic user behavior and provide enhanced support to the RSs?* To answer these questions, we construct a

high-quality dataset from eight diverse domains [56, 17, 15, 45, 32, 34, 2, 33] and fine-tune LLMs to derive user simulators. Experimental results demonstrate that these LLM simulators achieve significant improvements in alignment with real user preferences, and able to provide effective and interpretable feedback to RSs.

We are committed to open-sourcing our framework<sup>2</sup>, the constructed dataset<sup>3</sup>, and the fine-tuned LLM-based user simulators<sup>4</sup>, aiming to provide the academic and industrial communities with a tool that effectively enhances the realism and efficiency of user simulators. Our framework enables developers to build customized domain-specific user simulators, thereby advancing research and applications in RSs and providing valuable insights for broader human-centric AI researches.

## 2 Building User Simulation Scene from User Feedback

### 2.1 Task formulation

In real-world internet applications, user behaviors are highly diverse, extending beyond simple clicks to include complex interactions such as ratings, writing reviews, and sharing content. Considering the core focus of RSs and the primary objective of user simulators, we concentrate on a prevalent and generalizable impression-aware scenario [58]. In this scenario, a RS presents an exposure, which contains a list of items, to a user. The user then act (e.g., clicking to view details) with the exposure based on their preferences. While some existing works might independently predict the user’s interaction probability for each item in the exposure list [62, 49, 59], we adopt a listwise approach [63, 7]. This means the user behavior is simulated at the level of the entire exposure, which more closely mirrors how humans act during their actual interactions. When a user simulator attempts to emulate this user behavior, it must rely on the user’s current state. This state includes information such as the user’s profile, historical interactions, and potentially emotional states that might influence their decisions [62, 46]. We collectively refer to this comprehensive information as the user simulator’s “**memory**”. Based on the above definitions, the user simulation scene we focus on can be formally defined as follows:

**Definition 2.1 (User Simulation Scene in RSs)** *Let  $\mathbf{M}$  denote the user’s memory (e.g., profile and interaction history) and let  $\mathbf{L} = \{l_1, \dots, l_k\}$  be the exposure list presented to the user. We form a simulation scene  $\mathbf{X} = \text{Prompt}(\mathbf{M}, \mathbf{L})$ . The action space is  $\mathbf{A} = \{a_1, \dots, a_k\}$ , where action  $a_i$  corresponds to interacting with item  $l_i$ . A user simulator parameterized by  $\theta$  defines a categorical distribution over  $\mathbf{A}$  conditioned on  $\mathbf{X}$ :*

$$P_\theta(a_i | \mathbf{X}) \in [0, 1] \quad (i = 1, \dots, k), \quad \sum_{i=1}^k P_\theta(a_i | \mathbf{X}) = 1. \quad (1)$$

*Equivalently, we write  $P_\theta(\mathbf{A} | \mathbf{X}) = (P_\theta(a_1 | \mathbf{X}), \dots, P_\theta(a_k | \mathbf{X}))$ . The goal of the simulator is to learn  $P_\theta(\cdot | \mathbf{X})$  so as to match the distribution of real user behaviors.*

Existing LLM-based simulators typically focus on augmenting the user’s contexts by utilizing the knowledge and reasoning capabilities of the LLM as well as the agent’s memory mechanisms [49, 61, 59, 60]. Comparatively, this research emphasizes the exploration of fine-tuning the LLM to **better match human preferences in certain user simulation scene**. The fine-tuned LLM can be used as a plugin to integrate with the existing LLM agent-based user simulator work to achieve better alignment with real user preference and higher efficiency.

### 2.2 Creating user simulation scenes

To effectively leverage the massive user feedback data for training and aligning the LLM user simulator, we follow the ideas from existing works based on LLM agents [4, 59]. We organize the raw feedback data into an user simulation scene that an LLM agent can understand. The core elements of a user simulation scene include two key components: **memory** and **exposure**, as shown in Figure 1.

**Memory.** Follow existing work [4], we consider two main components in memory: user profile and interaction history. The user profile contains the user’s static attributes, and interac-

<sup>2</sup><https://github.com/UserMirrorer/UserMirrorer>

<sup>3</sup><https://huggingface.co/datasets/MirrorUser/UserMirrorer>

<sup>4</sup><https://huggingface.co/MirrorUser/UserMirrorer-Llama-DPO>

tion history record a series of past interactions with items. To accommodate the varying information granularity across different datasets, we develop a series of domain-specific templates. These templates systematically convert the available user attributes and interacted item features within each dataset into a standardized plain text format, for example, "Age: 35-44, Occupation: Customer Service, User Interaction History: *Crimson Tide* (1995) Rating: 4/5 ..." (Please refer to Figure 1). This unified textual representation then serves as the memory input for the user simulator, enabling it to accurately model user preferences. Detailed templates for all datasets can be found in the Appendix E.1.

**Exposure.** In most public RS datasets, typically only information about items with which the user actually interacted is available, lacking the complete exposure the user saw when making their decisions [35]. Therefore, for datasets missing this information, we utilize existing recommendation strategies to construct an exposure list. To ensure this list more accurately reflects items a user might genuinely prefer, we build a hybrid exposure list based on the user’s interaction behavior. This list is generated by uniformly sampling items from three distinct sources:

- **Random Method:** We uniformly sample  $K$  Items from the pool of items the user has not yet interacted with.
- **Collaborative Method:** We adopt existing Collaborative Filtering models [40, 54, 53] to generate a Top- $K$  list of recommended items for the user.
- **Content-Based Method** [8]: We leverage the textual descriptions of items, encoded using *GTE-Qwen2-1.5B-Instruct* [28] embedding model. Based on cosine similarity, we then select Top- $K$  items that are most similar to those interacted by the current user.

The specific implementation details and parameter configurations are described in Appendix B.1. Finally, we randomly sample  $N$  items in total from all Top- $K$  item lists and randomly insert the ground truth item into an arbitrary position within this list, resulting in a final exposure list of length  $N + 1$ . We set  $K=32$  and  $N$  is uniformly sampled in the range of 2 to 12 across different users to ensure the generalization capability of the fine-tuned user simulators.

Upon completing the construction of the user memory and exposure, we establish a scene for the LLM user simulator. The user simulator then takes the corresponding behavior from the exposures. To aid our subsequent analysis of the LLM’s behaviors, we adopt practices from existing ranking and search-related works [42, 3, 11] to use alphabetical identifiers such as  $[A]$ ,  $[B]$ ,  $[C]$ , etc., to label each option in the exposures. This approach encourages the LLM to output clear option identifiers rather than free-form text descriptions. In our developed framework USERMIRRORER, the scene construction process uses domain-specific templates to transform user feedback data from various domains into a unified format that LLMs can easily interpret. Specifically, we design the templates for datasets from eight different domains, including movies, books, news, etc., to convert the data to simulation scenes for further experiment and analysis. Detailed descriptions, statistics and template used for all datasets can be found in the Appendix A.1 and E.1.

### 3 USERMIRRORER: Building a Preference-aligned User Simulator

#### 3.1 Can user feedback be helpful in user preference alignment?

To validate the effectiveness of leveraging user feedback data in aligning user simulators with real user preferences—and to explore the factors that may influence this process, we conduct a straightforward preliminary experiment. Specifically, we randomly sample 1,024 user simulation scenes each for the training and test sets, and fix the exposure list length at 5. We employ different base LLMs as user simulators, and fine-tune a *Llama-3.2-3B-Instruct* model for 1 epoch using the construct training set (See Appendix C.2 for fine-tuning configurations). We measure accuracy by matching LLM-predicted behaviors against actual user behaviors, and report representative results from three domains in Figure 2.

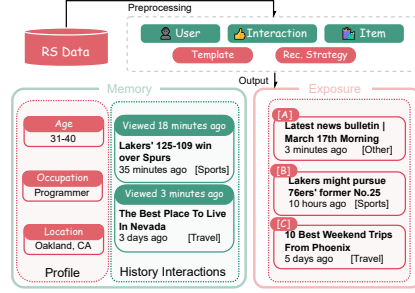


Figure 1: Example of the constructed user simulation scene.

**Stronger models perform better.** Experimental results consistently show that LLMs with more advanced foundational capabilities achieve higher alignment with real user behaviors. Since these LLMs have not been fine-tuned on domain-specific user feedback in RSs, their more human-like behaviors likely stem from their robust context modeling and reasoning capabilities, enabling them to more effectively extract relevant information from the user’s memory in relation to the current exposure. This indicates that the intrinsic capabilities of LLMs serve as a crucial foundation for their successful simulation of user preferences.

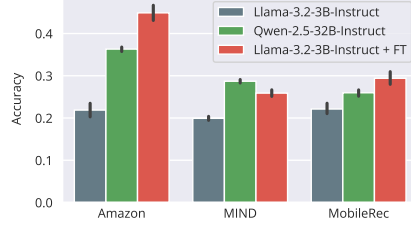


Figure 2: Accuracy of user simulation on representative domains.

**Fine-tuning using real user feedback works.** The most significant finding is that directly utilizing user feedback data for fine-tuning is indeed effective. Figure 2 shows that after fine-tuned, the accuracy of the user behavior prediction shows a significant improvement. This demonstrates that the real user feedback data may contain latent and consistent preferences across different users.

However, it is also observed that on the MIND dataset, the stronger *Qwen-2.5-32B-Instruct* still achieves better alignment with real user preferences than the fine-tuned weaker LLM. This suggests that the current data alone might be insufficient for optimal preference alignment, and the performance still has the potential to be further improved—not only in MIND, but also in other domains.

### 3.2 Data distillation based on uncertainty decomposition

As demonstrated above, harnessing the synergy between powerful LLMs’ intrinsic reasoning capabilities and the implicit preferences in user feedback can markedly align user simulator with user preference. However, the nature of user feedback in RSs may pose following challenges:

- **First**, user “memory” from profiles and past interactions lacks key context (e.g., environment, mental state), so the user intent remains unclear, bringing **ambiguity** to the data.
- **Second**, raw logs often include **noise** (e.g., accidental clicks) that brings negative effects.
- **Third**, behaviors stem from hidden decision steps, from impulse to deliberation, require strong LLM reasoning abilities to handle. Hence, it will be difficult to directly leverage user feedback to **transfer such capabilities** from a powerful LLM to a lightweight LLM, to meet the efficiency requirements of user simulation in RSs.

Given the limitations inherent in user feedback and the vast amount of feedback data in real-world RSs, it may not be optimal or **efficient** to fine-tune an LLM user simulator using all available raw data. Instead, selecting high-quality data to address these limitations could be a more effective approach. In this section, we seek to distill a curated subset of high-quality training samples, and propose a solution that kills two birds with one stone.

**Motivation.** In [20], the author suggests that through generating clarifications, we can effectively distinguish and quantify two main sources of uncertainty during LLM generating process [13]: *aleatoric (data) uncertainty*, which arises from inherent data ambiguity, and *epistemic (model) uncertainty*, which stems from LLM’s limitations in knowledge and capability. Building on this, Hou et al. [20] suggest to generate multiple clarifications for inputs, thereby reducing the ambiguity of inputs with clarification and better estimate the model uncertainty.

**Definition 3.1 (Uncertainty Decomposition via Clarification)** Assume  $P(C|X)$  is distribution of the generated clarifications given a input  $X$ . Then, the prediction is defined as the ensemble of predictions conditional on input with clarifications, i.e.,  $P(Y|X) = \mathbb{E}_{P(C|X)}[P(Y|X \oplus C, \theta)]$  (Model parameter  $\theta$  is a constant and will be omitted for brevity below.), and the decomposed uncertainty can be represented as:

$$\underbrace{\mathcal{H}(P(Y|X))}_{\textcircled{1}} = \underbrace{\mathcal{I}(Y; C|X)}_{\textcircled{2}} + \underbrace{\mathbb{E}_{P(C|X)} \mathcal{H}(P(Y|X \oplus C))}_{\textcircled{3}}, \quad (2)$$

where  $P(Y|X \oplus C)$  denote the distribution of output with the clarification  $C$ ,  $\mathcal{H}$  denotes the entropy function,  $\mathcal{I}(Y; C|X)$  denotes the mutual information between the output distribution  $Y$  and

clarifications  $C$ . Here, ② is the approximation of **aleatoric uncertainty**, ③ represents the **epistemic uncertainty**, and ① denotes the total uncertainty. In practice, the expectation terms are approximated via the ensemble of  $N$  clarifications sampled from the same input  $X$ .

**Decision-process Generation.** Following this idea, we aim to decompose the uncertainty lied in user behavior simulation. When a human user provides feedback, there is always an underlying decision-making process. We believe that a complete decision-making process can play a "clarifying" role in user simulation. We adopt the widely researched consumer behavior model, the *Engel Kollat Blackwell (EKB)* model [12], with appropriate adaptations for user simulation scenes. This model was originally used to explain the decision-making processes of user purchasing, encompassing the complete journey from need recognition to post-purchase evaluation. To make it more suitable to user simulation in RSs, we have slightly adjust the steps of the model. The complete decision-making process includes the following stages: **Stimulus**. Identify the factors triggering the user’s interaction, including external (time, location, social context) and internal (needs, emotional state) elements. **Knowledge**. Extract relevant factors and attributes from the exposures for further analysis. **Evaluation**. Evaluate potential behaviors using different styles [23], from intuitive to logical.

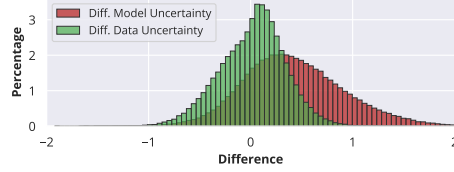


Figure 3: Results of uncertain decomposition on user simulation scenes.

After generating the above decision-making process, the LLM user simulator will predict the corresponding user behavior (See Appendix E.1 for full prompt and F for example case). This decision process furnishes the user simulation scenario with essential contextual information, thereby **reducing ambiguity** in raw user feedbacks.

**Uncertainty-based Data Distillation.** Moreover, when the decision process effectively leverages information from the user’s memory, the simulator should choose its behavior with high confidence, reflecting the model’s epistemic uncertainty. Therefore, by comparing the epistemic uncertainties of different LLMs on the same scene, we can **quantify their relative capabilities in specific user simulation scenes**, and select challenging cases where strong and weak LLMs exhibit larger difference in epistemic uncertainties. Suppose the decision-making process of scene  $X$  generated by two LLMs  $A$  and  $B$  as  $D_A$  and  $D_B$  respectively, the difference of epistemic uncertainties is defined as:

$$\Delta_{EU}(X, (A, B)) = \mathbb{E}_{P(D_A|X)} \mathcal{H}(P(Y|X \oplus D_A)) - \mathbb{E}_{P(D_B|X)} \mathcal{H}(P(Y|X \oplus D_B)). \quad (3)$$

To validate effectiveness of the above method in uncertainty decomposition, we have conducted an experiments. We randomly sample 16k user simulation scenes from each dataset, and employ *Llama-3.2-3B-Instruct* and *Qwen2.5-32B-Instruct* as the weaker and stronger models, respectively, prompting each to generate  $N = 10$  decision-making processes per scene. (See Appendix A.2 for the details of configurations of LLM inference). We then use the generated processes to guide *Llama-3.2-3B-Instruct* in predicting user behavior and compute the uncertainty difference based on the log-probabilities of its output options. Figure 3 shows that weaker LLMs tend to have higher epistemic uncertainty across most scenes. Scenes with large uncertainty gaps between stronger and weaker models are likely more complex, subtle, or involve nuanced decision-making—areas where weak LLMs often struggle. Therefore, we believe that focusing on these challenging cases will yield more effective datasets for improving the LLM user simulator.

**Sampling Denoised Behaviors.** Although the distillation process generates challenging simulation scenes, they may still contain noisy behaviors. Viewing each generated decision process as a rationale for its predicted action, we employ rejection sampling to remove potential noise. Specifically, for each scene, we compare the predictions regarding to  $N$  decision-making processes to the actual user behavior. We consider the scenes for which none of the decision processes yields a correct match as the potential noisy behaviors, and discard it.

### 3.3 Dataset construction pipeline in USERMIRRORER

Regarding the analysis above, we construct a data selection mechanism to extract high-quality samples from massive raw user feedback data that are more valuable for aligning LLM user simulators, as shown in Figure 4. The process follows the steps below:

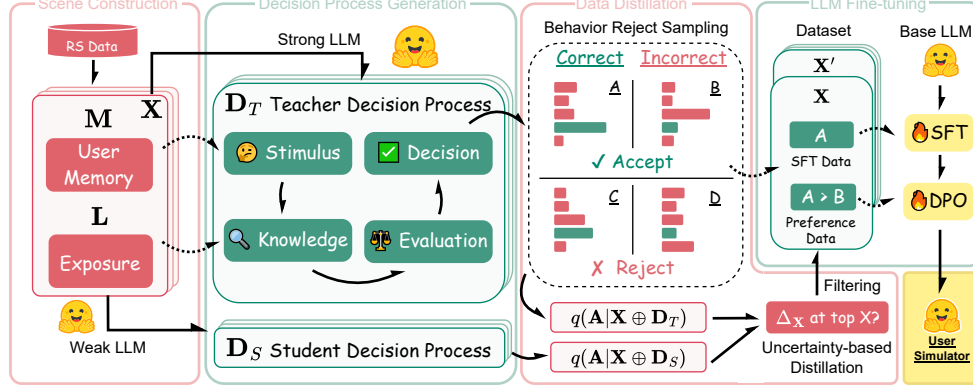


Figure 4: Illustration of our proposed USERMIRRORER framework.

1. **Simulation Scene Construction:** Randomly sampling from raw user feedback to construct a batch of user simulation scenes.
2. **Decision Process Generation:** Using LLM  $A$  and  $B$  with different capabilities to generate  $N$  decision processes with predicted behaviors for each sample.
3. **Uncertainty-based Scene Distillation:** Calculate  $\Delta_{EU}(X, (A, B))$  via Equation 3, sort scenes by descending  $\Delta_{EU}$  values, and sequentially retain those with the highest values.
4. **Behavior Reject Sampling:** We discard the scene where all behaviors predicted by stronger LLM are unmatched with the behavior in raw data. For the remaining scene, we mark the decision process according to the matching of behaviors as *accepted* and *rejected*, and select 1 *accepted* and 1 *rejected* decision processes based on the confidence (calculated by log-probabilities) of the predicted behavior.

## 4 Experiments

In this section, we conduct comprehensive evaluations of our data construction pipeline and the fine-tuned LLM user simulator. Our analysis focuses on the two key research questions raised:

- *RQ1: Can our constructed dataset further align LLM user simulators with human preferences?*
- *RQ2: Can the fine-tuned user simulator provide effective and interpretable feedback for RSs?*

### 4.1 Dataset Construction and Fine-tuning LLMs

**Datasets.** For the final dataset construction, we reuse the scenes constructed from each domain in Section 3.2. To ensure balanced representation across different exposure list lengths, we apply the *Uncertainty-based Scene Distillation* process separately for each length category. This approach helps maintain diversity in the dataset while focusing on high-quality samples. Through empirical testing of different dataset sizes (The result is presented in Section 4.2.1), we determine that 10,000 samples provide an optimal balance between data quality and computational efficiency. For evaluation, we randomly sample 1,280 and 5,120 scenes for MIND (with real exposures) and other domains (with synthetic exposures) respectively. We fix the length of exposure list in evaluation set to 5. All evaluation scenes are constructed with randomly sampled users and are excluded before the dataset construction phase to prevent possible data leakage [43]. The final constructed training and evaluation set composition and statistics are provided in Appendix A.2.

**Fine-tuning LLMs.** We primarily utilize *Llama-3.2-3B-Instruct*, the same model employed during the dataset construction phase, for fine-tuning. To validate the generalization capability of our constructed dataset, we also incorporate *Qwen2.5-3B-Instruct*. We adopt a two-stage fine-tuning process for these LLMs. Initially, Supervised Fine-tuning (SFT) is performed using the *accepted* responses.



Table 1: Accuracy of user simulation on various domains of datasets (in percentage).

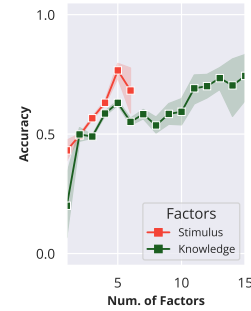
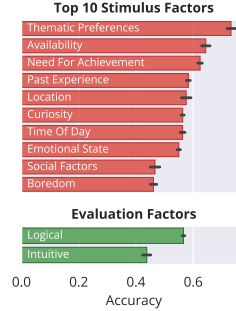
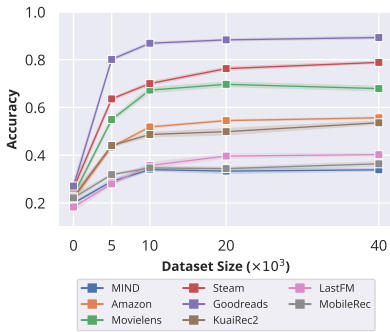
Type of Exposure	Real Exposure	Synthetic Exposure							
Dataset	MIND	Amazon	KuaiRec2	LastFM	Goodreads	Movielens	MobileRec	Steam	Overall
Base Models									
Gemma-3-4B-it	27.5	24.8	27.7	19.8	50.0	42.2	26.1	31.1	29.6
Gemma-3-12B-it	29.1	34.4	26.8	26.8	56.5	55.0	23.1	33.8	36.0
Qwen2.5-7B-Instruct	25.9	29.7	28.1	24.9	57.2	46.9	27.0	33.9	33.7
Qwen2.5-14B-Instruct	27.9	31.5	32.3	24.5	63.1	55.3	26.0	29.2	35.6
Qwen2.5-32B-Instruct	28.7	36.3	31.1	27.3	70.7	54.6	26.0	42.4	39.7
Fine-Tuned Models									
Qwen2.5-3B-Instruct	27.2	23.7	26.4	22.8	41.1	33.2	22.4	31.2	27.2
+SFT	30.9	43.3	38.2	32.6	76.2	57.4	30.4	56.6	46.4
+SFT+GRPO	32.8	49.9	44.9	36.0	85.3	64.6	32.5	67.7	53.1
+SFT+DPO	<b>33.5</b>	<b>52.3</b>	<b>46.2</b>	<b>35.3</b>	<b>86.3</b>	<b>66.2</b>	<b>32.5</b>	<b>71.3</b>	<b>54.7</b>
Llama-3.2-3B-Instruct	19.9	21.9	22.5	18.3	27.1	23.3	22.1	26.2	22.7
+SFT	27.3	44.1	40.2	28.5	74.1	51.5	30.0	59.8	46.0
+SFT+GRPO	32.2	48.4	46.6	<b>38.2</b>	82.7	65.3	<b>32.6</b>	68.0	52.7
+SFT+DPO	<b>34.0</b>	<b>51.8</b>	<b>48.7</b>	35.7	<b>86.9</b>	<b>67.3</b>	<b>34.7</b>	<b>70.0</b>	<b>55.0</b>

Subsequently, we conduct preference alignment through Direct Preference Optimization [37].<sup>5</sup> Given that predicted behaviors can be verified through simple rules, we also experiment with Group Relative Policy Optimization (GRPO) [39]. Detailed information regarding the runtime environment and training configurations are listed in the Appendix C.2. We release the dataset, source code, and all fine-tuned LLM user simulator checkpoints to promote transparency and accelerate future research.

## 4.2 Is USERMIRRORER will aligned with user preference? (RQ1)

We begin by evaluating the accuracy of our fine-tuned LLM User Simulator in replicating real user behavior across multiple domains. For all inference process, we set the sampling parameters temperature set to 1.0 and top-p to 0.9. To account for stochastic variation, we randomly sample 5 outputs for each scene and report the mean accuracy.

Table 1 presents a comprehensive comparison of various LLM served as user simulators. These fine-tuned LLM user simulators not only outperform the base LLMs but also exceed the performance of stronger general LLMs, thereby demonstrating the efficacy of leveraging user feedback to better align with user preferences. Moreover, DPO delivers more pronounced improvements compared to GRPO, which we attribute to the relatively simple reward definition employed in GRPO, which could be further explored in the future to fully leverage the potential of reinforcement learning.



(a) Content

(b) Number

Figure 5: Effect of training dataset size on the performance of user simulator.

Figure 7: Effect of the generated decision-making process on the performance of user simulator.

### 4.2.1 Detailed analysis

In this section, we present a detailed analysis on the effect of dataset construction settings on the performance of the fine-tuned LLM user simulators.

<sup>5</sup>Unless explicitly stated otherwise, all subsequent tests are run using *Llama-3.2-3B-Instruct* as the base model, and fine-tuned through the two-stage SFT+DPO process.



**Effect of training dataset size.** To validate the size of datasets on the performance of fine-tuned LLM simulator, we construct a series of variants using our pipeline, with the varying number from 5,000 to 40,000. We increase the epoches when smaller datasets is used to mitigate the impact of inadequate training. As shown in Figure 5, accuracy rises sharply until approximately 10,000 samples, after which further increases yield only marginal improvements. It indicates that, beyond a certain dataset size, additional examples contribute limited gains in preference alignment and generalization, as existing data are already able to provide sufficient preference alignment information.

**Effects of data selection strategies.** To validate the effect of data selection strategy in constructing high-quality dataset, we compare a range of baselines: random sampling with or without decision processes, selection based on high, low, or differential prediction accuracy of the predicted behaviors, and selecting using the Instruction-Following Difficulty (IFD) [27] score. (Due to limited space, we list the detailed setup of baselines in Appendix C.4.) In our pipeline, as summarized in Table 2, our dataset construction pipeline outperforms these baselines across both real and synthetic exposures. This result confirms our pipeline, which combines uncertainty-based measures and behavior sampling based on real user feedback, yields more robust, preference-aligned simulators than naive accuracy-based or instruction-following filtering metrics.

#### 4.2.2 Analysis of decision making process

We conduct an in-depth analysis of how the decision-making process generated by our user simulator affects the accuracy of user behavior prediction. We require the model to summarize the key factors in each stage of decision-making process. We extract these factors from the generated results on the test set, then clean and categorize them, merging semantically similar terms. Ultimately, we derive factors from 3 stages: *Stimulus*, *Knowledge*, and *Evaluation*.

Our statistical analysis reveals that both the stimulus factors and the final evaluation style are correlated with prediction accuracy. As shown in Figure 6a, when users simulator explicitly express *thematic preferences*, the model achieves significantly higher prediction accuracy compared to cases where only *"boredom"* are expressed. Additionally, decision processes adopt a *"logical"* evaluation style tend to rely more on the LLM’s reasoning ability, yielding higher accuracy than *"intuitive"* style.

We also find a positive correlation between the length of descriptions for stimulus and knowledge factors and the model’s prediction accuracy, as shown in Figure 6b. In other words, the more factors a user considers and the more detailed the descriptions during the decision process, the better the alignment between the model’s predictions and actual user behavior. This finding suggests that rich and diverse decision process information helps improve the performance of the user simulator.

In summary, the generative decision-making process provides greater interpretability for user modeling and valuable intermediate variables for subsequent behavior analysis and causal inference.

Table 2: Effect of data selection strategies.

Dataset	MIND	Synthetic Exposure Overall
<b>Llama-3.2-3B-Instruct</b>	19.9 <sub>(0.6)</sub>	22.7 <sub>(0.5)</sub>
<b>Random (w/o Decisions)</b>	25.7 <sub>(0.8)</sub>	48.3 <sub>(0.6)</sub>
<b>Random (w/ Decisions)</b>	31.4 <sub>(1.4)</sub>	53.9 <sub>(0.4)</sub>
<b>High Accuracy</b>	32.4 <sub>(0.2)</sub>	53.3 <sub>(0.1)</sub>
<b>Low Accuracy</b>	30.9 <sub>(0.8)</sub>	54.5 <sub>(0.2)</sub>
<b>Diff. Accuracy</b>	30.1 <sub>(0.9)</sub>	53.9 <sub>(0.2)</sub>
<b>IFD Score</b>	29.9 <sub>(0.6)</sub>	52.7 <sub>(0.3)</sub>
<b>Ours</b>	<b>34.0<sub>(0.6)</sub></b>	<b>55.0<sub>(0.3)</sub></b>

\*Standard deviations are shown in parentheses.

\*Accuracy and standard deviation are shown in percentage.

#### 4.3 Is USERMIRRORER helpful in providing feedback to RS? (RQ2)

To evaluate whether our user simulator can provide valuable feedback signals to RS, we design an interactive simulation framework to run the test. First, we train a RS on the original training dataset (labeled as "Backbone"), where all user interactions used in fine-tuning the simulator are excluded. Next, we generate a candidate recommendation list and expose it to the user simulator, collecting its simulated feedback. These synthetic interactions are then appended to the RS’s training data, and the model is retrained to incorporate the additional signals. We conduct this procedure across 8 representative RS algorithms (Due to space limitations, we present the results of BPR [38], LightGCN [18], MultiDAE [29], DiffRec [47], SASRec [24], and NARM [26], in Table 3. Detailed experimental settings and additional model results are provided in Appendix C.3.) based on two datasets Movielens and Steam, comparing the performance of the fine-tuned simulator against the LLM base model (*Llama-3.2-3B-Instruct*). We evaluate each scenario using *Recall* ( $R@k$ ), *Normalized Discounted Cumulative Gain* ( $N@k$ ) and *Mean Reciprocal Rank* ( $M@k$ ), where  $k$  denotes

Table 3: Performance comparison of user simulators on recommendation scenarios. (In percentage)

Model		Movielens						Steam					
		R@5	R@10	N@5	N@10	M@5	M@10	R@5	R@10	N@5	N@10	M@5	M@10
BPR	Backbone	4.970	8.403	3.138	4.239	2.541	2.990	3.268	5.308	2.004	2.660	1.593	1.861
	Base LLM	5.235	8.725	3.249	4.371	2.602	3.062	3.254	5.316	2.067	2.729	1.680	1.950
	SFT+DPO	<b>5.520</b>	<b>9.256</b>	<b>3.531</b>	<b>4.727</b>	<b>2.883</b>	<b>3.370</b>	<b>3.290</b>	<b>5.381</b>	<b>2.171</b>	<b>2.844</b>	<b>1.805</b>	<b>2.081</b>
	Improve	11.1%	10.2%	12.5%	11.5%	13.5%	12.7%	0.7%	1.4%	8.3%	6.9%	13.3%	11.8%
LightGCN	Backbone	5.178	8.782	3.230	4.386	2.596	3.069	3.371	5.447	2.090	2.762	1.672	1.950
	Base LLM	5.596	9.465	3.513	4.751	2.834	3.337	3.524	5.800	2.225	3.030	1.803	2.132
	SFT+DPO	<b>6.089</b>	<b>9.996</b>	<b>3.845</b>	<b>5.098</b>	<b>3.112</b>	<b>3.623</b>	<b>3.707</b>	<b>5.922</b>	<b>2.389</b>	<b>3.108</b>	<b>1.958</b>	<b>2.256</b>
	Improve	17.6%	13.8%	19.0%	16.2%	19.8%	18.0%	10.0%	8.7%	14.3%	12.5%	17.1%	15.7%
MultiDAE	Backbone	5.046	8.953	3.314	4.562	2.750	3.255	3.173	5.535	1.973	2.733	1.582	1.894
	Base LLM	5.672	9.503	3.643	4.867	2.982	3.478	3.544	5.664	2.245	3.020	1.759	2.075
	SFT+DPO	<b>6.392</b>	<b>10.015</b>	<b>4.244</b>	<b>5.410</b>	<b>3.543</b>	<b>4.021</b>	<b>3.678</b>	<b>5.974</b>	<b>2.423</b>	<b>3.160</b>	<b>2.015</b>	<b>2.316</b>
	Improve	26.7%	11.9%	28.0%	18.6%	28.9%	23.5%	15.9%	7.9%	22.8%	15.7%	27.3%	22.3%
DiffRec	Backbone	5.197	9.219	3.313	4.613	2.700	3.236	3.195	5.337	2.010	2.693	1.622	1.899
	Base LLM	6.051	9.674	4.026	5.198	3.366	3.851	3.619	<b>5.915</b>	2.470	3.209	2.095	2.398
	SFT+DPO	<b>6.449</b>	<b>10.338</b>	<b>4.544</b>	<b>5.793</b>	<b>3.924</b>	<b>4.434</b>	<b>3.619</b>	5.886	<b>2.515</b>	<b>3.243</b>	<b>2.155</b>	<b>2.452</b>
	Improve	24.1%	12.1%	37.1%	25.6%	45.3%	37.0%	13.3%	10.3%	25.2%	20.4%	32.9%	29.1%
SASRec	Backbone	7.303	12.785	4.279	6.038	3.297	4.015	5.191	8.949	3.268	4.475	2.640	3.134
	Base LLM	8.024	13.961	4.800	6.689	3.748	4.510	4.621	8.927	2.836	4.212	2.256	2.814
	SFT+DPO	<b>8.365</b>	<b>13.999</b>	<b>5.027</b>	<b>6.852</b>	<b>3.938</b>	<b>4.694</b>	<b>5.637</b>	<b>9.549</b>	<b>3.606</b>	<b>4.864</b>	<b>2.945</b>	<b>3.460</b>
	Improve	14.5%	9.5%	17.5%	13.5%	19.4%	16.9%	8.6%	6.7%	10.3%	8.7%	11.6%	10.4%
NARM	Backbone	6.791	12.747	3.973	5.879	3.059	3.834	5.272	9.074	3.352	4.573	2.725	3.223
	Base LLM	8.024	14.662	4.761	6.891	<b>3.700</b>	<b>4.569</b>	5.454	9.681	3.389	4.741	2.716	3.265
	SFT+DPO	<b>8.175</b>	<b>14.757</b>	<b>4.772</b>	<b>6.895</b>	3.672	4.545	<b>5.783</b>	<b>9.907</b>	<b>3.716</b>	<b>5.037</b>	<b>3.037</b>	<b>3.575</b>
	Improve	20.4%	15.8%	20.1%	17.3%	20.0%	18.5%	9.7%	9.2%	10.9%	10.1%	11.4%	10.9%

denotes the number of items recommended to the user by the RS. As shown in Table 3, augmenting RS training with feedback from our fine-tuned simulator yields consistent gains in all three metrics, demonstrating that preference-aligned simulation produces constructive signals that significantly enhance recommendation quality.

## 5 Conclusion, Limitations and Future Works

In this work, we address the challenges of ambiguity, noise and scale in leveraging user feedback for user simulation in RSs. We propose a novel end-to-end framework, USERMIRRORER, that fully exploits user feedback to align LLM-based user simulators with authentic user preferences. Our framework transforms raw feedback from diverse domains into unified simulation scenarios, prompts LLMs to generate explicit cognitive decision-making processes, and distills high-quality, challenging examples for fine-tuning. Through extensive experiments, we demonstrate that our fine-tuned simulators achieve superior alignment with real user behavior and provide more interpretable and effective feedback to RSs, resulting in significant improvements in recommendation quality. We release our framework, dataset, and fine-tuned models to facilitate further research and practical adoption, and hope our work inspires new directions in user-centric AI and RS evaluation.

Our work has several limitations that point to promising directions for future research. First, our current framework does not incorporate multi-modal information (e.g., images, audio, or video), which can be crucial for user simulation in domains such as short video or music recommendation. Second, our approach focuses on modeling explicit user interactions and does not address the scenario where users are exposed to items but choose not to interact (i.e., user leaving or non-interaction feedback). While some prior work [63] introduce modules to predict such user-leaving behaviors, the lack of corresponding public data makes it challenging to construct and evaluate these cases in our setting. As a result, our study centers on leveraging existing explicit feedback to enhance user simulation, and we leave the implicit non-interaction modeling for future work.

## References

- [1] G. Adomavicius and A. Tuzhilin. 2005. Toward the next Generation of Recommender Systems: A Survey of the State-of-the-Art and Possible Extensions. *IEEE Transactions on Knowledge and Data Engineering* 17, 6 (June 2005), 734–749. <https://doi.org/10.1109/TKDE.2005.99>
- [2] Thierry Bertin-Mahieux, Daniel P.W. Ellis, Brian Whitman, and Paul Lamere. 2011. The Million Song Dataset. In *Proceedings of the 12th International Conference on Music Information Retrieval (ISMIR 2011)*.
- [3] Shijie Chen, Bernal Jimenez Gutierrez, and Yu Su. 2025. Attention in Large Language Models Yields Efficient Zero-Shot Re-Rankers. In *The Thirteenth International Conference on Learning Representations*.
- [4] Nathan Corecco, Giorgio Piatti, Luca A. Lanzendörfer, Flint Xiaofeng Fan, and Roger Wattenhofer. 2024. SUBER: An RL Environment with Simulated Human Behavior for Recommender Systems. In *Proceedings of the 27th European Conference on Artificial Intelligence (ECAI 2024)*.
- [5] DeepSeek-AI, Daya Guo, Dejian Yang, Haowei Zhang, Junxiao Song, Ruoyu Zhang, Runxin Xu, Qihao Zhu, Shirong Ma, Peiyi Wang, Xiao Bi, Xiaokang Zhang, Xingkai Yu, Yu Wu, Z. F. Wu, Zhibin Gou, Zhihong Shao, Zhuoshu Li, Ziyi Gao, Aixin Liu, Bing Xue, Bingxuan Wang, Bochao Wu, Bei Feng, Chengda Lu, Chenggang Zhao, Chengqi Deng, Chenyu Zhang, Chong Ruan, Damai Dai, Deli Chen, Dongjie Ji, Erhang Li, Fangyun Lin, Fucong Dai, Fuli Luo, Guangbo Hao, Guanting Chen, Guowei Li, H. Zhang, Han Bao, Hanwei Xu, Haocheng Wang, Honghui Ding, Huajian Xin, Huazuo Gao, Hui Qu, Hui Li, Jianzhong Guo, Jiashi Li, Jiawei Wang, Jingchang Chen, Jingyang Yuan, Junjie Qiu, Junlong Li, J. L. Cai, Jiaqi Ni, Jian Liang, Jin Chen, Kai Dong, Kai Hu, Kaige Gao, Kang Guan, Kexin Huang, Kuai Yu, Lean Wang, Lecong Zhang, Liang Zhao, Litong Wang, Liyue Zhang, Lei Xu, Leyi Xia, Mingchuan Zhang, Minghua Zhang, Minghui Tang, Meng Li, Miaojuan Wang, Mingming Li, Ning Tian, Panpan Huang, Peng Zhang, Qiancheng Wang, Qinyu Chen, Qiushi Du, Ruiqi Ge, Ruisong Zhang, Ruizhe Pan, Runji Wang, R. J. Chen, R. L. Jin, Ruyi Chen, Shanghao Lu, Shangyan Zhou, Shanhuang Chen, Shengfeng Ye, Shiyu Wang, Shuiping Yu, Shunfeng Zhou, Shuting Pan, S. S. Li, Shuang Zhou, Shaoqing Wu, Shengfeng Ye, Tao Yun, Tian Pei, Tianyu Sun, T. Wang, Wangding Zeng, Wanbiao Zhao, Wen Liu, Wenfeng Liang, Wenjun Gao, Wenqin Yu, Wentao Zhang, W. L. Xiao, Wei An, Xiaodong Liu, Xiaohan Wang, Xiaokang Chen, Xiaotao Nie, Xin Cheng, Xin Liu, Xin Xie, Xingchao Liu, Xinyu Yang, Xinyuan Li, Xuecheng Su, Xuheng Lin, X. Q. Li, Xiangyue Jin, Xiaojin Shen, Xiaosha Chen, Xiaowen Sun, Xiaoxiang Wang, Xinnan Song, Xinyi Zhou, Xianzu Wang, Xinxia Shan, Y. K. Li, Y. Q. Wang, Y. X. Wei, Yang Zhang, Yanhong Xu, Yao Li, Yao Zhao, Yaofeng Sun, Yaohui Wang, Yi Yu, Yichao Zhang, Yifan Shi, Yiliang Xiong, Ying He, Yishi Piao, Yisong Wang, Yixuan Tan, Yiyang Ma, Yiyuan Liu, Yongqiang Guo, Yuan Ou, Yuduan Wang, Yue Gong, Yuheng Zou, Yujia He, Yunfan Xiong, Yuxiang Luo, Yuxiang You, Yuxuan Liu, Yuyang Zhou, Y. X. Zhu, Yanhong Xu, Yanping Huang, Yaohui Li, Yi Zheng, Yuchen Zhu, Yunxian Ma, Ying Tang, Yukun Zha, Yuting Yan, Z. Z. Ren, Zehui Ren, Zhangli Sha, Zhe Fu, Zhean Xu, Zhenda Xie, Zhengyan Zhang, Zhewen Hao, Zhicheng Ma, Zhigang Yan, Zhiyu Wu, Zihui Gu, Zijia Zhu, Zijun Liu, Zilin Li, Ziwei Xie, Ziyang Song, Zizheng Pan, Zhen Huang, Zhipeng Xu, Zhongyu Zhang, and Zhen Zhang. 2025. DeepSeek-R1: Incentivizing Reasoning Capability in LLMs via Reinforcement Learning. <https://doi.org/10.48550/arXiv.2501.12948> [cs]
- [6] Alex Deng, Jiannan Lu, and Jonathan Litz. 2017. Trustworthy Analysis of Online A/B Tests: Pitfalls, Challenges and Solutions. In *Proceedings of the Tenth ACM International Conference on Web Search and Data Mining (WSDM '17)*. Association for Computing Machinery, New York, NY, USA, 641–649. <https://doi.org/10.1145/3018661.3018677>
- [7] Jiaxin Deng, Shiyao Wang, Kuo Cai, Lejian Ren, Qigen Hu, Weifeng Ding, Qiang Luo, and Guorui Zhou. 2025. OneRec: Unifying Retrieve and Rank with Generative Recommender and Iterative Preference Alignment. <https://doi.org/10.48550/arXiv.2502.18965> [cs]
- [8] Mukund Deshpande and George Karypis. 2004. Item-Based Top-N Recommendation Algorithms. *ACM Trans. Inf. Syst.* 22, 1 (Jan. 2004), 143–177. <https://doi.org/10.1145/963770.963776>
- [9] Yingpeng Du, Zhu Sun, Ziyang Wang, Haoyan Chua, Jie Zhang, and Yew-Soon Ong. 2025. Active Large Language Model-Based Knowledge Distillation for Session-Based Recommendation. *Proceedings of the AAAI Conference on Artificial Intelligence* 39, 11 (Apr. 2025), 11607–11615. <https://doi.org/10.1609/aaai.v39i11.33263>
- [10] Yingpeng Du, Ziyang Wang, Zhu Sun, Yining Ma, Hongzhi Liu, and Jie Zhang. 2024. Disentangled Multi-interest Representation Learning for Sequential Recommendation. In *Proceedings of the 30th ACM SIGKDD Conference on Knowledge Discovery and Data Mining (KDD '24)*. Association for Computing Machinery, New York, NY, USA, 677–688. <https://doi.org/10.1145/3637528.3671800>

- [11] Yingpeng Du, Tianjun Wei, Zhu Sun, and Jie Zhang. 2025. Reinforcement Speculative Decoding for Fast Ranking. arXiv:2505.20316 [cs.AI] <https://arxiv.org/abs/2505.20316>
- [12] J.F. Engel, R.D. Blackwell, and D.T. Kollat. 1978. *Consumer Behavior*. Dryden Press.
- [13] Yarin Gal and Zoubin Ghahramani. 2016. Dropout as a Bayesian Approximation: Representing Model Uncertainty in Deep Learning. In *Proceedings of The 33rd International Conference on Machine Learning*. PMLR, 1050–1059.
- [14] Chen Gao, Xiaochong Lan, Zhihong Lu, Jinzhu Mao, Jinghua Piao, Huandong Wang, Depeng Jin, and Yong Li. 2023. S3: Social-network Simulation System with Large Language Model-Empowered Agents. <https://doi.org/10.48550/arXiv.2307.14984> arXiv:2307.14984
- [15] Chongming Gao, Shijun Li, Wenqiang Lei, Jiawei Chen, Biao Li, Peng Jiang, Xiangnan He, Jiaxin Mao, and Tat-Seng Chua. 2022. KuaiRec: A fully-observed dataset and insights for evaluating recommender systems. In *Proceedings of the 31st ACM International Conference on Information & Knowledge Management*. 540–550.
- [16] Alexandre Gilotte, Clément Calauzènes, Thomas Nedelec, Alexandre Abraham, and Simon Dollé. 2018. Offline A/B Testing for Recommender Systems. In *Proceedings of the Eleventh ACM International Conference on Web Search and Data Mining (WSDM '18)*. Association for Computing Machinery, New York, NY, USA, 198–206. <https://doi.org/10.1145/3159652.3159687>
- [17] F Maxwell Harper and Joseph A Konstan. 2015. The movielens datasets: History and context. *Acm transactions on interactive intelligent systems (tiis)* 5, 4 (2015), 1–19.
- [18] Xiangnan He, Kuan Deng, Xiang Wang, Yan Li, YongDong Zhang, and Meng Wang. 2020. LightGCN: Simplifying and Powering Graph Convolution Network for Recommendation. In *Proceedings of the 43rd International ACM SIGIR Conference on Research and Development in Information Retrieval (SIGIR '20)*. Association for Computing Machinery, New York, NY, USA, 639–648. <https://doi.org/10.1145/3397271.3401063>
- [19] Xiangnan He, Lizi Liao, Hanwang Zhang, Liqiang Nie, Xia Hu, and Tat-Seng Chua. 2017. Neural collaborative filtering. In *Proceedings of the 26th international conference on world wide web*. 173–182.
- [20] Bairu Hou, Yujian Liu, Kaizhi Qian, Jacob Andreas, Shiyu Chang, and Yang Zhang. 2024. Decomposing Uncertainty for Large Language Models through Input Clarification Ensembling. In *Proceedings of the 41st International Conference on Machine Learning (ICML'24, Vol. 235)*. JMLR.org, Vienna, Austria, 19023–19042.
- [21] Eugene Ie, Chih-wei Hsu, Martin Mladenov, Vihan Jain, Sanmit Narvekar, Jing Wang, Rui Wu, and Craig Boutilier. 2019. RecSim: A Configurable Simulation Platform for Recommender Systems. <https://doi.org/10.48550/arXiv.1909.04847> arXiv:1909.04847 [cs, stat]
- [22] Yiqiao Jin, Qinlin Zhao, Yiyang Wang, Hao Chen, Kaijie Zhu, Yijia Xiao, and Jindong Wang. 2024. AgentReview: Exploring Peer Review Dynamics with LLM Agents. In *Proceedings of the 2024 Conference on Empirical Methods in Natural Language Processing*, Yaser Al-Onaizan, Mohit Bansal, and Yun-Nung Chen (Eds.). Association for Computational Linguistics, Miami, Florida, USA, 1208–1226. <https://doi.org/10.18653/v1/2024.emnlp-main.70>
- [23] Daniel Kahneman. 2011. *Thinking, Fast and Slow*. Farrar, Straus and Giroux, New York, NY, US. 499 pages.
- [24] Wang-Cheng Kang and Julian McAuley. 2018. Self-Attentive Sequential Recommendation. In *2018 IEEE International Conference on Data Mining (ICDM)*. 197–206. <https://doi.org/10.1109/ICDM.2018.00035>
- [25] Nathan Lambert, Jacob Morrison, Valentina Pyatkin, Shengyi Huang, Hamish Ivison, Faeze Brahman, Lester James V. Miranda, Alisa Liu, Nouha Dziri, Shane Lyu, Yuling Gu, Saumya Malik, Victoria Graf, Jena D. Hwang, Jiangjiang Yang, Ronan Le Bras, Oyvind Tafjord, Chris Wilhelm, Luca Soldaini, Noah A. Smith, Yizhong Wang, Pradeep Dasigi, and Hannaneh Hajishirzi. 2024. Tulu 3: Pushing Frontiers in Open Language Model Post-Training. (2024).
- [26] Jing Li, Pengjie Ren, Zhumin Chen, Zhaochun Ren, Tao Lian, and Jun Ma. 2017. Neural Attentive Session-based Recommendation. In *Proceedings of the 2017 ACM on Conference on Information and Knowledge Management (Singapore, Singapore) (CIKM '17)*. Association for Computing Machinery, New York, NY, USA, 1419–1428. <https://doi.org/10.1145/3132847.3132926>

- [27] Ming Li, Yong Zhang, Shwai He, Zhitao Li, Hongyu Zhao, Jianzong Wang, Ning Cheng, and Tianyi Zhou. 2024. Superfiltering: Weak-to-Strong Data Filtering for Fast Instruction-Tuning. In *Proceedings of the 62nd Annual Meeting of the Association for Computational Linguistics (Volume 1: Long Papers)*, Lun-Wei Ku, Andre Martins, and Vivek Srikumar (Eds.). Association for Computational Linguistics, Bangkok, Thailand, 14255–14273. <https://doi.org/10.18653/v1/2024.ac1-long.769>
- [28] Zehan Li, Xin Zhang, Yanzhao Zhang, Dingkun Long, Pengjun Xie, and Meishan Zhang. 2023. Towards General Text Embeddings with Multi-stage Contrastive Learning. <https://doi.org/10.48550/arXiv.2308.03281> arXiv:2308.03281 [cs]
- [29] Dawen Liang, Rahul G Krishnan, Matthew D Hoffman, and Tony Jebara. 2018. Variational autoencoders for collaborative filtering. In *Proceedings of the 2018 world wide web conference*. 689–698.
- [30] Xufang Luo, Zheng Liu, Shitao Xiao, Xing Xie, and Dongsheng Li. 2022. MINDSim: User Simulator for News Recommenders. In *Proceedings of the ACM Web Conference 2022 (WWW '22)*. Association for Computing Machinery, New York, NY, USA, 2067–2077. <https://doi.org/10.1145/3485447.3512080>
- [31] Kelong Mao, Jieming Zhu, Jinpeng Wang, Quanyu Dai, Zhenhua Dong, Xi Xiao, and Xiuqiang He. 2021. SimpleX: A simple and strong baseline for collaborative filtering. In *Proceedings of the 30th ACM international conference on information & knowledge management*. 1243–1252.
- [32] Muhammad Hasan Maqbool, Umar Farooq, Adib Mosharrof, AB Siddique, and Hassan Foroosh. 2023. MobileRec: A large scale dataset for mobile apps recommendation. In *Proceedings of the 46th international ACM SIGIR conference on research and development in information retrieval*. 3007–3016.
- [33] Jianmo Ni, Jiacheng Li, and Julian McAuley. 2019. Justifying recommendations using distantly-labeled reviews and fine-grained aspects. In *Proceedings of the 2019 conference on empirical methods in natural language processing and the 9th international joint conference on natural language processing (EMNLP-IJCNLP)*. 188–197.
- [34] Mark O’Neill, Elham Vaziripour, Justin Wu, and Daniel Zappala. 2016. Condensing steam: Distilling the diversity of gamer behavior. In *Proceedings of the 2016 internet measurement conference*. 81–95.
- [35] Fernando Benjamin Perez Maurera, Maurizio Ferrari Dacrema, Pablo Castells, and Paolo Cremonesi. 2025. Impression-Aware Recommender Systems. *ACM Trans. Recomm. Syst.* (Jan. 2025). <https://doi.org/10.1145/3712292>
- [36] Qwen, An Yang, Baosong Yang, Beichen Zhang, Binyuan Hui, Bo Zheng, Bowen Yu, Chengyuan Li, Dayiheng Liu, Fei Huang, Haoran Wei, Huan Lin, Jian Yang, Jianhong Tu, Jianwei Zhang, Jianxin Yang, Jiaxi Yang, Jingren Zhou, Junyang Lin, Kai Dang, Keming Lu, Keqin Bao, Kexin Yang, Le Yu, Mei Li, Mingfeng Xue, Pei Zhang, Qin Zhu, Rui Men, Runji Lin, Tianhao Li, Tianyi Tang, Tingyu Xia, Xingzhang Ren, Xuancheng Ren, Yang Fan, Yang Su, Yichang Zhang, Yu Wan, Yuqiong Liu, Zeyu Cui, Zhenru Zhang, and Zihan Qiu. 2025. Qwen2.5 Technical Report. <https://doi.org/10.48550/arXiv.2412.15115> arXiv:2412.15115 [cs]
- [37] Rafael Rafailov, Archit Sharma, Eric Mitchell, Stefano Ermon, Christopher D. Manning, and Chelsea Finn. 2024. Direct Preference Optimization: Your Language Model Is Secretly a Reward Model. <https://doi.org/10.48550/arXiv.2305.18290> arXiv:2305.18290 [cs]
- [38] Steffen Rendle, Christoph Freudenthaler, Zeno Gantner, and Lars Schmidt-Thieme. 2009. BPR: Bayesian Personalized Ranking from Implicit Feedback. In *Proceedings of the Twenty-Fifth Conference on Uncertainty in Artificial Intelligence (UAI '09)*. AUAI Press, Arlington, Virginia, USA, 452–461.
- [39] Zhihong Shao, Peiyi Wang, Qihao Zhu, Runxin Xu, Junxiao Song, Xiao Bi, Haowei Zhang, Mingchuan Zhang, Y. K. Li, Y. Wu, and Daya Guo. 2024. DeepSeekMath: Pushing the Limits of Mathematical Reasoning in Open Language Models. <https://doi.org/10.48550/arXiv.2402.03300> arXiv:2402.03300 [cs]
- [40] Yifei Shen, Yongji Wu, Yao Zhang, Caihua Shan, Jun Zhang, B Khaled Letaief, and Dongsheng Li. 2021. How powerful is graph convolution for recommendation?. In *Proceedings of the 30th ACM international conference on information & knowledge management*. 1619–1629.
- [41] Elizaveta Stavinova, Alexander Grigorievskiy, Anna Volodkevich, Petr Chunaev, Klavdiya Bochenina, and Dmitry Bugaychenko. 2022. Synthetic Data-Based Simulators for Recommender Systems: A Survey. <https://doi.org/10.48550/arXiv.2206.11338> arXiv:2206.11338 [cs]

- [42] Weiwei Sun, Lingyong Yan, Xinyu Ma, Shuaiqiang Wang, Pengjie Ren, Zhumin Chen, Dawei Yin, and Zhaochun Ren. 2023. Is ChatGPT Good at Search? Investigating Large Language Models as Re-Ranking Agents. In *Proceedings of the 2023 Conference on Empirical Methods in Natural Language Processing*, Houda Bouamor, Juan Pino, and Kalika Bali (Eds.). Association for Computational Linguistics, Singapore, 14918–14937. <https://doi.org/10.18653/v1/2023.emnlp-main.923>
- [43] Zhu Sun, Di Yu, Hui Fang, Jie Yang, Xinghua Qu, Jie Zhang, and Cong Geng. 2020. Are We Evaluating Rigorously? Benchmarking Recommendation for Reproducible Evaluation and Fair Comparison. In *Proceedings of the 14th ACM Conference on Recommender Systems* (Virtual Event, Brazil) (*RecSys '20*). Association for Computing Machinery, New York, NY, USA, 23–32. <https://doi.org/10.1145/3383313.3412489>
- [44] Gemma Team, Morgane Riviere, Shreya Pathak, Pier Giuseppe Sessa, Cassidy Hardin, Surya Bhupatiraju, Léonard Hussenot, Thomas Mesnard, Bobak Shahriari, Alexandre Ramé, Johan Ferret, Peter Liu, Pouya Tafti, Abe Friesen, Michelle Casbon, Sabela Ramos, Ravin Kumar, Charline Le Lan, Sammy Jerome, Anton Tsitsulin, Nino Vieillard, Piotr Stanczyk, Sertan Girgin, Nikola Momchev, Matt Hoffman, Shantanu Thakoor, Jean-Bastien Grill, Behnam Neyshabur, Olivier Bachem, Alanna Walton, Aliaksei Severyn, Alicia Parrish, Aliya Ahmad, Allen Hutchison, Alvin Abdagic, Amanda Carl, Amy Shen, Andy Brock, Andy Coenen, Anthony Laforge, Antonia Paterson, Ben Bastian, Bilal Piot, Bo Wu, Brandon Royal, Charlie Chen, Chintu Kumar, Chris Perry, Chris Welty, Christopher A. Choquette-Choo, Danila Sinopalnikov, David Weinberger, Dimple Vijaykumar, Dominika Rogozińska, Dustin Herbison, Elisa Bandy, Emma Wang, Eric Noland, Erica Moreira, Evan Senter, Evgenii Eltyshov, Francesco Visin, Gabriel Rasskin, Gary Wei, Glenn Cameron, Gus Martins, Hadi Hashemi, Hanna Klimczak-Plucińska, Harleen Batra, Harsh Dhand, Ivan Nardini, Jacinda Mein, Jack Zhou, James Svensson, Jeff Stanway, Jetha Chan, Jin Peng Zhou, Joana Carrasqueira, Joana Iljazi, Jocelyn Becker, Joe Fernandez, Joost van Amersfoort, Josh Gordon, Josh Lipschultz, Josh Newlan, Ju-yeong Ji, Kareem Mohamed, Kartikeya Badola, Kat Black, Katie Millican, Keelin McDonnell, Kelvin Nguyen, Kiranbir Sodhia, Kish Greene, Lars Lowe Sjoesund, Lauren Usui, Laurent Sifre, Lena Heuermann, Leticia Lago, Lilly McNealus, Livio Baldini Soares, Logan Kilpatrick, Lucas Dixon, Luciano Martins, Machel Reid, Manvinder Singh, Mark Iverson, Martin Görner, Mat Velloso, Mateo Wirth, Matt Davidow, Matt Miller, Matthew Rahtz, Matthew Watson, Meg Risdal, Mehran Kazemi, Michael Moynihan, Ming Zhang, Minsuk Kahng, Minwoo Park, Mofi Rahman, Mohit Khatwani, Natalie Dao, Nenshad Bardoliwalla, Nesh Devanathan, Neta Dumai, Nilay Chauhan, Oscar Wahltinez, Pankil Botarda, Parker Barnes, Paul Barham, Paul Michel, Pengchong Jin, Petko Georgiev, Phil Culliton, Pradeep Kuppala, Ramona Comanescu, Ramona Merhej, Reena Jana, Reza Ardeshtir Rokni, Rishabh Agarwal, Ryan Mullins, Samaneh Saadat, Sara Mc Carthy, Sarah Cogan, Sarah Perrin, Sébastien M. R. Arnold, Sebastian Krause, Shengyang Dai, Shruti Garg, Shruti Sheth, Sue Ronstrom, Susan Chan, Timothy Jordan, Ting Yu, Tom Eccles, Tom Hennigan, Tomas Kocisky, Tulsee Doshi, Vihan Jain, Vikas Yadav, Vilobh Meshram, Vishal Dharmadhikari, Warren Barkley, Wei Wei, Wenming Ye, Woohyun Han, Woosuk Kwon, Xiang Xu, Zhe Shen, Zhitao Gong, Zichuan Wei, Victor Cotruta, Phoebe Kirk, Anand Rao, Minh Giang, Ludovic Peran, Tris Warkentin, Eli Collins, Joelle Barral, Zoubin Ghahramani, Raia Hadsell, D. Sculley, Jeanine Banks, Anca Dragan, Slav Petrov, Oriol Vinyals, Jeff Dean, Demis Hassabis, Koray Kavukcuoglu, Clement Farabet, Elena Buchatskaya, Sebastian Borgeaud, Noah Fiedel, Armand Joulin, Kathleen Kenealy, Robert Dadashi, and Alek Andreev. 2024. Gemma 2: Improving Open Language Models at a Practical Size. <https://doi.org/10.48550/arXiv.2408.00118> arXiv:2408.00118 [cs]
- [45] Mengting Wan and Julian McAuley. 2018. Item recommendation on monotonic behavior chains. In *Proceedings of the 12th ACM Conference on Recommender Systems* (Vancouver, British Columbia, Canada) (*RecSys '18*). Association for Computing Machinery, New York, NY, USA, 86–94. <https://doi.org/10.1145/3240323.3240369>
- [46] Lei Wang, Jingsen Zhang, Hao Yang, Zhi-Yuan Chen, Jiakai Tang, Zeyu Zhang, Xu Chen, Yankai Lin, Hao Sun, Ruihua Song, Xin Zhao, Jun Xu, Zhicheng Dou, Jun Wang, and Ji-Rong Wen. 2025. User Behavior Simulation with Large Language Model-based Agents. *ACM Trans. Inf. Syst.* 43, 2 (Jan. 2025), 55:1–55:37. <https://doi.org/10.1145/3708985>
- [47] Wenjie Wang, Yiyan Xu, Fuli Feng, Xinyu Lin, Xiangnan He, and Tat-Seng Chua. 2023. Diffusion Recommender Model. In *Proceedings of the 46th International ACM SIGIR Conference on Research and Development in Information Retrieval* (*SIGIR '23*). Association for Computing Machinery, New York, NY, USA, 832–841. <https://doi.org/10.1145/3539618.3591663>
- [48] Xiang Wang, Xiangnan He, Meng Wang, Fuli Feng, and Tat-Seng Chua. 2019. Neural graph collaborative filtering. In *Proceedings of the 42nd international ACM SIGIR conference on Research and development in Information Retrieval*. 165–174.
- [49] Yancheng Wang, Ziyang Jiang, Zheng Chen, Fan Yang, Yingxue Zhou, Eunah Cho, Xing Fan, Yanbin Lu, Xiaojiang Huang, and Yingzhen Yang. 2024. RecMind: Large Language Model Powered Agent For

- Recommendation. In *Findings of the Association for Computational Linguistics: NAACL 2024*, Kevin Duh, Helena Gomez, and Steven Bethard (Eds.). Association for Computational Linguistics, Mexico City, Mexico, 4351–4364. <https://doi.org/10.18653/v1/2024.findings-naacl.271>
- [50] Yifan Wang, Weizhi Ma, Min Zhang, Yiqun Liu, and Shaoping Ma. 2023. A Survey on the Fairness of Recommender Systems. *ACM Trans. Inf. Syst.* 41, 3 (Feb. 2023), 52:1–52:43. <https://doi.org/10.1145/3547333>
  - [51] Zhenduo Wang, Zhichao Xu, Vivek Srikumar, and Qingyao Ai. 2024. An In-depth Investigation of User Response Simulation for Conversational Search. In *Proceedings of the ACM Web Conference 2024 (WWW '24)*. Association for Computing Machinery, New York, NY, USA, 1407–1418. <https://doi.org/10.1145/3589334.3645447>
  - [52] Tianjun Wei, Tommy W. S. Chow, and Jianghong Ma. 2024. FPSR+: Toward Robust, Efficient, and Scalable Collaborative Filtering With Partition-Aware Item Similarity Modeling. *IEEE Transactions on Knowledge and Data Engineering* 36, 12 (Dec. 2024), 8283–8296. <https://doi.org/10.1109/TKDE.2024.3418080>
  - [53] Tianjun Wei, Tommy W. S. Chow, and Jianghong Ma. 2024. FPSR+: Toward Robust, Efficient, and Scalable Collaborative Filtering With Partition-Aware Item Similarity Modeling. *IEEE Transactions on Knowledge and Data Engineering* 36, 12 (2024), 8283–8296. <https://doi.org/10.1109/TKDE.2024.3418080>
  - [54] Tianjun Wei, Jianghong Ma, and Tommy W. S. Chow. 2023. Fine-tuning Partition-aware Item Similarities for Efficient and Scalable Recommendation. In *Proceedings of the ACM Web Conference 2023 (Austin, TX, USA) (WWW '23)*. Association for Computing Machinery, New York, NY, USA, 823–832. <https://doi.org/10.1145/3543507.3583240>
  - [55] Wei Wei, Quoc Le, Andrew Dai, and Jia Li. 2018. AirDialogue: An Environment for Goal-Oriented Dialogue Research. In *Proceedings of the 2018 Conference on Empirical Methods in Natural Language Processing*, Ellen Riloff, David Chiang, Julia Hockenmaier, and Jun'ichi Tsujii (Eds.). Association for Computational Linguistics, Brussels, Belgium, 3844–3854. <https://doi.org/10.18653/v1/D18-1419>
  - [56] Fangzhao Wu, Ying Qiao, Jiun-Hung Chen, Chuhan Wu, Tao Qi, Jianxun Lian, Danyang Liu, Xing Xie, Jianfeng Gao, Winnie Wu, and Ming Zhou. 2020. MIND: A Large-scale Dataset for News Recommendation. In *Proceedings of the 58th Annual Meeting of the Association for Computational Linguistics*, Dan Jurafsky, Joyce Chai, Natalie Schluter, and Joel Tetreault (Eds.). Association for Computational Linguistics, Online, 3597–3606. <https://doi.org/10.18653/v1/2020.acl-main.331>
  - [57] Jiancan Wu, Xiang Wang, Fuli Feng, Xiangnan He, Liang Chen, Jianxun Lian, and Xing Xie. 2021. Self-Supervised Graph Learning for Recommendation. In *Proceedings of the 44th International ACM SIGIR Conference on Research and Development in Information Retrieval (SIGIR '21)*. Association for Computing Machinery, New York, NY, USA, 726–735. <https://doi.org/10.1145/3404835.3462862>
  - [58] Xiwang Yang, Harald Steck, Yang Guo, and Yong Liu. 2012. On Top-k Recommendation Using Social Networks. In *Proceedings of the Sixth ACM Conference on Recommender Systems (RecSys '12)*. Association for Computing Machinery, New York, NY, USA, 67–74. <https://doi.org/10.1145/2365952.2365969>
  - [59] An Zhang, Yuxin Chen, Leheng Sheng, Xiang Wang, and Tat-Seng Chua. 2024. On Generative Agents in Recommendation. In *Proceedings of the 47th International ACM SIGIR Conference on Research and Development in Information Retrieval (SIGIR '24)*. Association for Computing Machinery, New York, NY, USA, 1807–1817. <https://doi.org/10.1145/3626772.3657844>
  - [60] Erhan Zhang, Xingzhu Wang, Peiyuan Gong, Yankai Lin, and Jiaxin Mao. 2024. USimAgent: Large Language Models for Simulating Search Users. In *Proceedings of the 47th International ACM SIGIR Conference on Research and Development in Information Retrieval (SIGIR '24)*. Association for Computing Machinery, New York, NY, USA, 2687–2692. <https://doi.org/10.1145/3626772.3657963>
  - [61] Junjie Zhang, Yupeng Hou, Ruobing Xie, Wenqi Sun, Julian McAuley, Wayne Xin Zhao, Leyu Lin, and Ji-Rong Wen. 2024. AgentCF: Collaborative Learning with Autonomous Language Agents for Recommender Systems. In *Proceedings of the ACM Web Conference 2024 (WWW '24)*. Association for Computing Machinery, New York, NY, USA, 3679–3689. <https://doi.org/10.1145/3589334.3645537>
  - [62] Zijian Zhang, Shuchang Liu, Ziru Liu, Rui Zhong, Qingpeng Cai, Xiangyu Zhao, Chunxu Zhang, Qidong Liu, and Peng Jiang. 2025. LLM-Powered User Simulator for Recommender System. In *Proceedings of the Thirty-Four International Joint Conference on Artificial Intelligence (AAAI '25)*. <https://doi.org/10.48550/arXiv.2412.16984> arXiv:2412.16984 [cs]



- [63] Kesen Zhao, Shuchang Liu, Qingpeng Cai, Xiangyu Zhao, Ziru Liu, Dong Zheng, Peng Jiang, and Kun Gai. 2023. KuaiSim: A Comprehensive Simulator for Recommender Systems. In *Proceedings of the 37th International Conference on Neural Information Processing Systems (NIPS '23)*. Curran Associates Inc., Red Hook, NY, USA, 44880–44897.
- [64] Wayne Xin Zhao, Shanlei Mu, Yupeng Hou, Zihan Lin, Yushuo Chen, Xingyu Pan, Kaiyuan Li, Yujie Lu, Hui Wang, Changxin Tian, Yingqian Min, Zhichao Feng, Xinyan Fan, Xu Chen, Pengfei Wang, Wendi Ji, Yaliang Li, Xiaoling Wang, and Ji-Rong Wen. 2021. RecBole: Towards a Unified, Comprehensive and Efficient Framework for Recommendation Algorithms. In *CIKM*. ACM, 4653–4664.
- [65] Wayne Xin Zhao, Shanlei Mu, Yupeng Hou, Zihan Lin, Yushuo Chen, Xingyu Pan, Kaiyuan Li, Yujie Lu, Hui Wang, Changxin Tian, Yingqian Min, Zhichao Feng, Xinyan Fan, Xu Chen, Pengfei Wang, Wendi Ji, Yaliang Li, Xiaoling Wang, and Ji-Rong Wen. 2021. RecBole: Towards a Unified, Comprehensive and Efficient Framework for Recommendation Algorithms. In *Proceedings of the 30th ACM International Conference on Information & Knowledge Management (CIKM '21)*. Association for Computing Machinery, New York, NY, USA, 4653–4664. <https://doi.org/10.1145/3459637.3482016>

## A Dataset

### A.1 Statistics of Source User Feedback Datasets in RS

Table 4: Descriptions of Datasets

Dataset	Domain	User Feature	Item Feature	Behavior Feature	Additional Information			Dataset Details		
					Exposure	Review	Social	#User	#Item	#Interaction
MIND	News		✓	✓	✓			307,353	130,379	552,043
MovieLens	Movie	✓	✓	✓				6,040	3,883	1,000,209
KuaiRec2	Short video	✓	✓	✓			✓	7,176	10,728	12,530,806
Goodreads	Book		✓	✓		✓		342,415	89,411	6,995,891
MobileRec	APPs		✓	✓				15,141	10,173	100,000
Steam	Game	✓	✓	✓		✓		250,793	32,132	2,091,415
LastFM	Music		✓	✓			✓	1,892	17,632	70,297
Amazon	Fashion		✓	✓		✓		14,791	97,287	56,086
	Beauty		✓	✓		✓		1,620	37,580	14,984
	Grocery		✓	✓		✓		24,076	63,122	378,775
	Office		✓	✓		✓		11,453	64,726	162,297

In this work, we collect multiple open-source user feedback datasets from various domains to construct USERMIRRORER. Our dataset selection is based on two key criteria: (1) coverage across multiple recommendation domains to enhance the generalization ability of LLMs across different recommendation scenarios, and (2) the inclusion of human-readable item descriptions to align with human cognition. The detailed descriptions of the selected datasets are as follows:

- **Microsoft News Dataset (MIND)** [56] is a large-scale news recommendation dataset from *Microsoft News*<sup>6</sup>, containing user interactions (impressions, clicks) and metadata (titles, abstracts and categories). It is widely used for studying personalized news recommendations.
- **MovieLens-1M (MovieLens)** [17] is a popular dataset for collaborative filtering, featuring around 1 million explicit movie ratings (1–5 scale) from the *MovieLens*<sup>7</sup> platform. It is commonly used for evaluating rating prediction algorithms and user preference modeling.
- **KuaiRec2** [15] is a large-scale dataset from *Kuaishou*<sup>8</sup>, a short-video platform, containing user interactions such as watch behavior, likes, and shares. This data follows CC-BY-SA 4.0 license. It is valuable for studying sequential recommendations and user engagement in short-video scenarios.
- **Goodreads** [45] is a book recommendation dataset from *Goodreads*<sup>9</sup>, featuring user ratings, reviews, and reading behaviors. It is useful for analyzing long-term preferences, content-based recommendations, and social influence. The data follows the Apache 2.0 License.
- **MobileRec** [32] is a mobile app recommendation dataset that records user interactions, including installs, usage duration, and engagement. It supports research on context-aware recommendations and user experience optimization in mobile environments.
- **Steam** [34] is a game recommendation dataset from the *Steam*<sup>10</sup> platform, containing user purchase history, playtime, and reviews. It is useful for studying implicit feedback and analyzing the impact of game popularity on user engagement.
- **LastFM** [2] is a music recommendation dataset from *Last.fm*<sup>11</sup>, capturing user listening history, artist preferences, and tagging behaviors. It supports research on collaborative filtering, content-based recommendations, and dynamic user preference modeling.
- **Amazon** [33] is a large-scale e-commerce dataset covering user-item interactions across multiple domains from the e-commerce platform *Amazon*<sup>12</sup>. It is widely used for evaluating product recommendation models. Key domain-specific subsets include:
  - **Fashion:** User purchase histories and reviews for clothing, accessories, and footwear.

<sup>6</sup><https://microsoftnews.msn.com/>

<sup>7</sup><https://movielens.org/>

<sup>8</sup><https://www.kuaishou.com/>

<sup>9</sup><https://www.goodreads.com/>

<sup>10</sup><https://store.steampowered.com/>

<sup>11</sup><https://www.last.fm/>

<sup>12</sup><https://www.amazon.sg/>

- **Beauty**: Interactions with beauty and personal care products.
- **Grocery**: User transactions and ratings in the grocery sector.
- **Office**: Interactions related to office supplies, electronics, and similar items.

These subsets support research on cross-domain recommendations, personalized ranking, and user behavior modeling in e-commerce.

All reuse, modification, and related operations on these datasets strictly adhered to the copyright statements of the data owners.

## A.2 Details of the Construction of High-quality User Simulation Dataset

We introduced a framework USERMIRRORER for data distillation in which we sample user simulation scenes and generate decision-making processes to construct a high-quality dataset. For our experiments, we randomly sampled 16,384 user scenes for each domain (except for Amazon-Beauty which has less than 16,384). We then employed two large language models with contrasting capacities: a stronger LLM *Qwen-2.5-32B-Instruct* and a lightweight LLM *Llama-3.2-3B-Instruct*. All inferences were conducted via the *vLLM* framework, producing  $N = 10$  candidate outputs with the sampling parameter temperature set to 1.0 and top-p set to 0.9. After filtering out any samples that exhibited generation errors, we record the valid sample counts and total token consumption, as summarize in the Table 5 below. The resulting distilled dataset comprises 10,000 simulated decision-making scenes for training and 6,400 scenes for testing. Table 7 lists the statistics of the training set and test set.

Table 5: Token usage during the dataset construction phase.

Dataset	# Scene	Qwen-2.5-32B-Instruct				Llama-3.2-3B-Instruct			
		Input		Output		Input		Output	
		Average	Total (M)	Average	Total (M)	Average	Total (M)	Average	Total (M)
KuaiRec2	16,384	1,847	30.3	237	38.9	1,902	31.2	245	40.1
LastFM	16,384	1,111	18.2	231	37.9	1,126	18.5	243	39.8
MobileRec	16,384	1,455	23.8	244	40.0	1,435	23.5	267	43.7
Amazon-Beauty	10,124	1,344	13.6	247	25.0	1,345	13.6	273	27.7
Amazon-Fashion	16,384	1,247	20.4	235	38.5	1,252	20.5	262	42.9
Amazon-Office	16,384	1,623	26.6	254	41.6	1,595	26.1	273	44.7
Amazon-Grocery	16,384	1,572	25.8	238	39.0	1,553	25.5	254	41.6
Movielens	16,384	1,538	25.2	252	41.2	1,498	24.5	266	43.5
Steam	16,383	2,315	37.9	262	43.0	2,268	37.2	290	47.5
Goodreads	16,384	2,694	44.1	267	43.7	2,609	42.7	290	47.5
MIND	16,335	1,129	18.4	178	29.1	1,142	18.7	279	45.6
Overall	173,914	1,625	284.4	241	417.9	1,611	281.9	267	464.7

Table 6: Statistics of constructed datasets.

Dataset	Goodreads	KuaiRec2	Steam	Movielens	LastFM	MobileRec	Amazon				MIND	Overall
							Grocery	Beauty	Fashion	Office		
# Training	1,184	1,093	1,055	1,022	737	657	985	570	910	823	964	10,000
# Test	640	640	640	640	640	640	320	320	320	320	1,280	6,400

## B Details of Scene Construction

### B.1 Construction of Exposure Lists

To simulate the decision-making process in which users are exposed to multiple options before making a final selection, we reconstruct an exposure for each recorded user interaction. The reconstruction of exposures is achieved by using a combination of context-aware, collaborative, and random strategies, thereby providing LLMs with a more human-aligned decision context.

**Context-aware Sampling Strategy.** This strategy constructs exposure lists by retrieving items that are semantically similar to those the user has previously interacted with. Specifically, we utilize *GTE-Qwen2-1.5B-Instruct* model [28] to encode the textual content of all items into dense embeddings.

Then, for a given target item, we compute cosine similarities in the embedding space and retrieve the top- $K$  most similar items to simulate items likely to co-occur in the user’s exposure context.

**Collaborative Sampling Strategy.** To reflect real-world recommendation scenarios, we employ collaborative filtering signals to model system-driven exposure. We first pre-train a recommendation model, *GF-CF* [40], to learn latent interaction patterns from the training data. Given a user, we use this model to rank all items and select the top- $K$  items as candidates that the system would most likely expose.

**Random Sampling Strategy.** To ensure diversity and account for noise or exploration in RSs, we also include a strategy that randomly samples items the user has not previously interacted with. This allows the exposure list to include both relevant and irrelevant items, better approximating the uncertain and imperfect nature of real-world exposures.

Once the three candidate lists are generated using the above strategies, we combine them into a unified exposures via a randomized iterative procedure (as shown in Algorithm 1). At each iteration, we randomly select one of the three candidate lists with equal probability and extract its top-ranked item. If the item is not yet present in the final list, it is appended. This process repeats until the maximum exposure length  $N$  is reached. To ensure that the ground-truth item (i.e., the item the user actually interacted with) appears in the list, we insert it at a randomly chosen position. This strategy ensures that the exposure list reflects a mixture of relevance (from context and collaborative cues), diversity (via random sampling), and decision-critical signal (via inclusion of the ground-truth item), thereby supporting more cognitively plausible user simulations.

---

**Algorithm 1:** Exposure List Construction

---

**Input:** User  $u$ , item set  $\mathcal{L}$ , ground-truth item  $l^*$ , maximum exposure length  $N$

**Output:** Final exposure list  $\mathbf{L}$

Generate three candidate lists:

$\mathbf{L}_{\text{content}} \leftarrow$  content-based top- $K$  ranking of  $\mathcal{L}$  for  $u$   
 $\mathbf{L}_{\text{collab}} \leftarrow$  collaborative filtering top- $K$  ranking of  $\mathcal{L}$  for  $u$   
 $\mathbf{L}_{\text{rand}} \leftarrow$  random  $K$  permutation of  $\mathcal{L}$

Initialize exposure list:  $\mathbf{L} \leftarrow \emptyset$

Candidate pool:  $\mathcal{C} \leftarrow \{\mathbf{L}_{\text{content}}, \mathbf{L}_{\text{collab}}, \mathbf{L}_{\text{rand}}\}$

**while**  $|\mathbf{L}| < N$  **do**

Randomly select a list  $\mathbf{L}_i \in \mathcal{C}$  with uniform probability  
Pop the top-ranked item  $l$  from  $\mathbf{L}_i$   
**if**  $l \notin \mathbf{L}$  **then**  
    Append  $l$  to  $\mathbf{L}$

Randomly select a position  $p \in [0, N]$

Insert  $l^*$  at position  $p$  in  $\mathbf{L}$

**return**  $\mathbf{L}$

---

In this work, except for the MIND dataset which contains the real exposures, we construct the synthetic exposure lists for other datasets following the above Algorithm 1.

## C Experimental Configurations

### C.1 Experiment Environment

All experiments were conducted on a unified setup featuring an *AMD EPYC 7713* 64-core processor and four *NVIDIA A100* 40GB GPUs. LLM fine-tuning (SFT and DPO stages) was performed using *torch tune*<sup>13</sup>, and GRPO was implemented with *verl*<sup>14</sup>. For LLM inference, we employed *vllm*<sup>15</sup>, and RecBole [65] was used for training and evaluating the recommendation system models.

<sup>13</sup><https://github.com/pytorch/torch tune>

<sup>14</sup><https://github.com/volcengine/verl>

<sup>15</sup><https://github.com/vllm-project/vllm>

## C.2 LLM Fine-tuning Configurations

Table 7: Configurations of LLM fine-tuning stages.

Hyperparameter	Epochs	Learning Rate	Batch Size	Optimizer	Weight Decay	Decay Schedule	Warm-up Steps	Other Hyperparameter
<b>SFT</b>	[1,2,3]	[2e-4, 1e-4, 5e-5, 2e-5]	16	AdamW	0.01	Cosine Decay	10	
<b>DPO</b>	[1,2,3]	[2e-4, 1e-4, 5e-5, 2e-5]	16	AdamW	0.05	Cosine Decay	10	beta: 0.1
<b>GRPO</b>	[1,2,3]	1e-5	64	AdamW	0.01	Cosine Decay	10	N: 8; KL Coeff: 1e-3

To fine-tune our LLMs on the constructed user feedback dataset, we use the hyperparameters in Table 7. Unspecified settings follow the defaults of the *torch* and *verl* frameworks. We consider two training setups:

- **Single-Stage SFT:** For models without the decision-making process, we apply supervised fine-tuning only, treating the task as single-token classification.
- **Two-Stage Fine-Tuning:** For models incorporating decision-making, we perform a standard two-stage pipeline: supervised fine-tuning (SFT) followed by decision-focused fine-tuning (e.g., DPO) using our preference data.

We also employ the following two strategies in all training process:

- **Grid Search:** We systematic explore the learning rates and number of epoches to identify the optimal settings of fine-tuning.
- **Mixture of General Purpose Data:** During SFT, we mix in examples from the *Tulu-v3-mixture* [25] dataset to prevent catastrophic forgetting, maintaining a 10:1 ratio of task-specific to general data.

## C.3 Configurations of Experiments on Interactive Simulation with RS

We conducted a series of experiments to evaluate whether the simulated user behaviors generated by USERMIRRORER can effectively benefit recommendation models. The experimental procedure consists of three main steps:

**Step 1: Training Backbone Recommendation Models.** To prevent potential information leakage, we first removed all user data used to train USERMIRRORER from the dataset (Movielens and Steam). The remaining data was then split into training ( $\mathcal{D}_{train}$ ), validation ( $\mathcal{D}_{valid}$ ), and test sets ( $\mathcal{D}_{test}$ ) with a ratio of 8:1:1. We selected eight recommendation models based on diverse technical paradigms and trained them using standard procedures.

- **BPR** [38]: Bayesian Personalized Ranking is a pairwise matrix factorization model that learns personalized rankings by optimizing the relative order of observed and unobserved items.
- **LightGCN** [18]: Light Graph Convolution Network simplifies traditional GCNs by discarding feature transformations and nonlinearities, focusing solely on neighbor aggregation to improve efficiency and accuracy.
- **MultiDAE** [29]: The Multinomial Denoising Autoencoder learns robust user representations by reconstructing interaction vectors from corrupted input, effectively modeling non-linear user preferences.
- **DiffRec** [47]: Diffusion recommendation model formulates recommendation as a denoising diffusion process, introducing noise to user signals and learning to recover them through a multi-step generative model with structural uncertainty.
- **SGL** [57]: Self-supervised Graph Learning augments graph-based collaborative filtering with contrastive learning, enforcing consistency between perturbed views of the user-item interaction graph.
- **NeuMF** [19]: Neural Matrix Factorization combines matrix factorization with a multi-layer perceptron to capture both linear and non-linear user-item interactions in a unified architecture.

- **NGCF** [48]: Neural Graph Collaborative Filtering explicitly incorporates high-order connectivity in graph message passing, enhancing user and item embeddings with both structural and semantic signals.
- **SimpleX** [31]: SimpleX adopts a margin-based contrastive objective and soft negative sampling to simplify self-supervised learning, achieving strong performance without complex augmentations.

All model implementations and training configurations followed the publicly available library, RecBole [64]. The specific hyperparameter settings are detailed below:

Table 8: Hyperparameter configurations for backbone recommendation models.

Model	Hyperparameters
<b>BPR</b>	Embedding dimension = 64; Learning rate = 0.001
<b>LightGCN</b>	Embedding dimension = 64; #Layers = 2; Learning rate = 0.001; $L_2$ regularization = 0.001
<b>MultiDAE</b>	Latent dimension = 64; Hidden layer size = [600]; Learning rate = 0.001; Dropout rate = 0.5
<b>DiffRec</b>	Noise schedule = linear; Noise scale = 0.001; Noise range = [0.0005, 0.005]; DNN layer size = [300]; Learning rate = 0.0001; $L_2$ regularization = $10^{-5}$ ; Diffusion steps = 5; $w_{\min} = 0.1$
<b>SGL</b>	Graph type = ED; #Layers = 2; $\tau = 0.5$ ; Embedding dim = 64; Edge dropout = 0.1; Learning rate = 0.001; $L_2 = 10^{-5}$ ; SSL weight = 0.05
<b>NeuMF</b>	MF dim = 64; MLP dim = 64; MLP layers = [64, 32, 16]; Dropout rate = 0.1; Learning rate = 0.001;
<b>NGCF</b>	Embedding dim = 64; Message dropout = 0.1; $L_2$ weight = $10^{-5}$ ; #Layers = 3
<b>SimpleX</b>	Embedding dim = 64; Margin = 0.9; Neg weight = 10; $L_2$ weight = $10^{-5}$ ; Gamma = 0.5

**Step 2: Simulating User Behaviors.** We utilized each trained backbone recommendation model to generate a candidate exposure list of length 10 for each user. Based on this list, we simulated user behaviors using two models: a base LLM (LLM Base) and a fine-tuned user simulator (SFT+DPO). Each model selects an item from the exposure list to represent the simulated user-item interaction ( $\mathcal{D}_{sim}$ ). In this experiment, we use *Llama-3.2-3B-Instruct* as the base LLM.

**Step 3: Retraining with Simulated Interactions.** Step 3: Retraining with Simulated Interactions. The simulated user-item interactions obtained in Step 2 are incorporated into the original training set to create an augmented dataset,  $\mathcal{D}_{train}^{aug} = \mathcal{D}_{train} \cup \mathcal{D}_{sim}$ . We then retrain the backbone recommendation models using the same procedure outlined in Step 1. By comparing model performance before and after the augmentation, we assess the effectiveness of the simulated user behaviors in improving recommendation quality.

#### C.4 Detailed Setup of Different Data Selection Strategies

In Section 4.2.1, we compare the proposed uncertainty decomposition based data distillation method with several baselines. Here we list the detailed setup of each baseline. To ensure a fair comparison, all strategies are adopted on the same candidate sample set we processed in Section 3.2, with only the following changes:

- **Random (w/o Decisions):** We use random selection to replace the difference of epistemic uncertainties  $\Delta(\mathbf{X}, (A, B))$  in equation 3, and use the direct behavior prediction as the same as Section 3.1.
- **Random (w/ Decisions):** We use random selection to replace the difference of epistemic uncertainties  $\Delta(\mathbf{X}, (A, B))$  in equation 3.
- **High Accuracy:** We select the samples where the powerful LLM *Qwen-2.5-32B-Instruct* achieves the highest average accuracy with the 10 sampling results.

- **Low Accuracy:** We select the samples where the powerful LLM *Qwen-2.5-32B-Instruct* achieves the lowest average accuracy with the 10 sampling results.
- **Diff. Accuracy:** We select the samples where the powerful LLM *Qwen-2.5-32B-Instruct* and weak LLM *Llama-3.2-3B-Instruct* achieve the maximum difference in the average accuracy with the 10 sampling results.
- **IFD Score [27]:** We use the Instruction-Following Difficulty (IFD) score, which measure the difference of the perplexity of the generated decision-making processes with and without the prompt. We use *Llama-3.2-3B-Instruct* to calculate the perplexity.

## D Additional Experiment Results

### D.1 Interactive Simulation with RS

In addition to the results of the four primary models (BPR, LightGCN, MultiDAE and DiffRec) presented in Table 3, the performance of the remaining four models (SGL, NeuMF, NGCF and SimpleX) is reported in Table 9. These additional results serve to further validate the consistency and robustness of our findings across a broader range of model configurations. By including these supplementary models in the appendix, we aim to provide a more comprehensive evaluation and ensure that our conclusions are not limited to a specific subset of experimental settings.

Table 9: Performance comparison of user simulators on recommendation scenarios (Cont.). (In percentage)

Model		Movielens						Steam					
		R@5	R@10	N@5	N@10	M@5	M@10	R@5	R@10	N@5	N@10	M@5	M@10
SGL	Backbone	4.780	8.384	2.981	4.139	2.397	2.870	3.415	5.762	2.143	2.898	1.729	2.039
	Base LLM	5.425	9.048	3.426	4.590	2.773	3.249	3.641	6.193	2.273	3.089	1.827	2.159
	SFT+DPO	<b>5.728</b>	<b>9.674</b>	<b>3.709</b>	<b>4.975</b>	<b>3.050</b>	<b>3.566</b>	<b>3.897</b>	<b>6.105</b>	<b>2.476</b>	<b>3.183</b>	<b>2.012</b>	<b>2.300</b>
Improve		19.8%	15.4%	24.4%	20.2%	27.3%	24.2%	14.1%	6.0%	15.5%	9.8%	16.4%	12.8%
NeuMF	Backbone	3.699	7.398	2.297	3.472	1.839	2.312	3.254	5.440	2.047	2.745	1.654	1.937
	Base LLM	4.818	<b>8.441</b>	3.061	<b>4.213</b>	2.482	<b>2.947</b>	<b>3.283</b>	<b>5.754</b>	2.025	<b>2.823</b>	1.614	1.943
	SFT+DPO	<b>4.894</b>	<b>8.043</b>	<b>3.111</b>	<b>4.116</b>	<b>2.530</b>	<b>2.938</b>	3.224	5.579	<b>2.052</b>	2.808	<b>1.670</b>	<b>1.978</b>
Improve		32.3%	8.7%	35.4%	18.5%	37.6%	27.1%	-0.9%	2.6%	0.2%	2.3%	0.9%	2.1%
NGCF	Backbone	5.292	8.763	3.487	4.584	2.900	3.339	3.583	5.952	2.253	3.011	1.819	2.128
	Base LLM	5.634	9.427	3.596	4.802	2.933	3.419	3.656	6.142	2.267	3.069	1.813	2.143
	SFT+DPO	<b>6.108</b>	<b>9.826</b>	<b>4.024</b>	<b>5.213</b>	<b>3.344</b>	<b>3.827</b>	<b>3.744</b>	<b>6.200</b>	<b>2.360</b>	<b>3.148</b>	<b>1.908</b>	<b>2.230</b>
Improve		15.4%	12.1%	15.4%	13.7%	15.3%	14.6%	4.5%	4.2%	4.7%	4.6%	4.9%	4.8%
SimpleX	Backbone	4.742	8.080	2.908	3.973	2.308	2.739	3.649	6.193	2.292	3.107	1.850	2.182
	Base LLM	4.989	8.062	3.081	4.065	2.463	2.863	3.817	<b>6.361</b>	2.342	3.157	1.860	2.192
	SFT+DPO	<b>5.292</b>	<b>8.801</b>	<b>3.307</b>	<b>4.431</b>	<b>2.655</b>	<b>3.113</b>	<b>4.197</b>	<b>6.895</b>	<b>2.790</b>	<b>3.660</b>	<b>2.330</b>	<b>2.687</b>
Improve		11.6%	8.9%	13.7%	11.5%	15.0%	13.6%	15.0%	11.3%	21.7%	17.8%	25.9%	23.2%

### D.2 Factors

To further understand the reasoning patterns exhibited by the fine-tuned LLM during user simulation, we conducted a statistical analysis of the factors referenced by the model when processing recommendation tasks. As illustrated in Figure 8a, stimulus-related factors are dominated by Curiosity (21.6%) and Emotional State (20.4%), suggesting that the model frequently simulates users as being driven by intrinsic motivations and affective conditions. Other notable factors include Past Experience (12.3%), Need for Achievement (10.7%), and Time of Day (9.4%), indicating the model’s sensitivity to both psychological and contextual signals. The remaining factors, such as Boredom (5.6%), Availability (3.3%), Social Factors (2.7%), Thematic Preferences (2.5%), and Location (2.3%), contribute to a more nuanced understanding of user context, while Others account for 9.2%.

Regarding knowledge-based reasoning, the LLM most frequently relies on Rating Score Distribution (11.1%), Personal Relevance (9.2%), and Emotional Appeal (8.8%). These factors indicate a hybrid reasoning pattern, where both objective signals and affective resonance shape user preferences. Additional sources such as Review Content Sentiment (6.7%), Prior User Experience (5.1%), and Product Quality (5.1%) further inform the model’s decisions. Less emphasized yet still relevant are factors like Visual Presentation (4.5%), Source Information Clarity (4.2%), Perceived Novelty (3.8%),



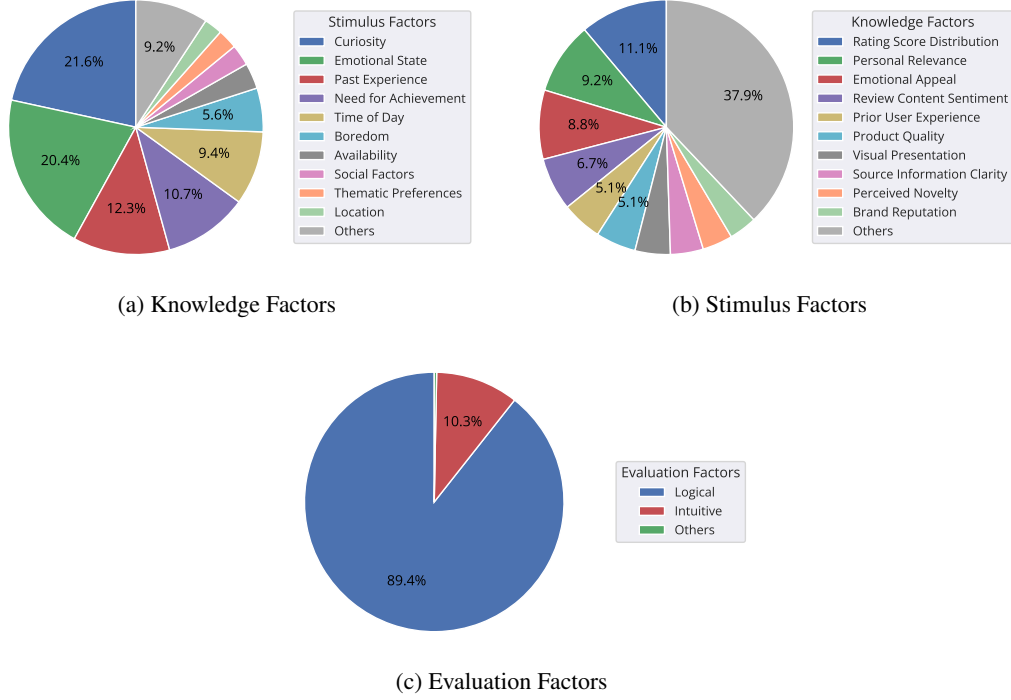


Figure 8: An overview of the three factor categories: knowledge, stimulus, and evaluation factors.

and Brand Reputation (3.5%). A significant portion (37.9%) is grouped under Others, suggesting a broad and diverse interpretation of user-relevant knowledge by the model.

In terms of evaluation strategy, the LLM overwhelmingly adopts a Logical reasoning approach (89.4%), with relatively fewer instances of Intuitive decisions (10.3%) and minimal reliance on Others (0.3%). This highlights the model’s preference for rational and structured decision-making when simulating user behavior, aligning with deliberative human reasoning processes.

### D.3 Feature Ablation Study

Table 10: Accuracy on the Steam Dataset Under Feature Ablation Settings

Feature	Accuracy (Retained)	Accuracy (Removed)
History	0.2578	<b>0.7188</b>
Price	0.3135	0.7041
Player Reviews	0.3770	0.7002
Specifications	0.3672	0.6807
Tags	0.5059	0.6445
Released Time	0.3389	0.6953
Developer	0.3203	0.6973
Title	<b>0.5400</b>	0.5938

Table 10 and Table 11 present feature ablation results on two distinct domains: the Steam dataset (video games) and the Goodreads dataset (books). Each table reports model accuracy when either only a single feature is retained or when a single feature is removed, highlighting the independent predictive power and marginal contribution of features, respectively.

For the Steam dataset, *Title* and *Tags* stand out as the most informative features both individually and collectively, with Title removal causing the largest accuracy drop. This reflects the crucial role of semantic identifiers and categorical tags in characterizing games, which aligns well with the strong textual and categorical priors that large language models (LLMs) possess about gaming content.

Table 11: Accuracy on the Goodreads Dataset Under Feature Ablation Settings

Feature	Accuracy (Retained)	Accuracy (Removed)
Rating	0.4658	0.8291
History	0.2637	0.8652
Published at (Interaction Time)	0.6865	0.8535
Author	0.6836	0.8506
Description	0.2656	0.8633
Tags	0.2510	<b>0.8730</b>
Title	<b>0.7080</b>	0.8291

Conversely, features such as *History* and *Developer* contribute less individually and appear somewhat redundant when other features are present, possibly due to overlapping information captured by *Tags* and *Player Reviews*.

In contrast, for the Goodreads dataset, features tied to content metadata and contextual information—namely *Title*, *Published time*, and *Author*—exhibit the highest individual predictive power. Their removal significantly impacts performance, underscoring the importance of temporal and authorial context in book recommendation tasks. Features like *History*, *Description*, and *Tags* show relatively weaker standalone influence and limited marginal contribution, suggesting that, in literary domains, user interaction history and descriptive tags may be less decisive compared to core bibliographic information.

These domain-specific patterns reflect differences in the nature of the datasets and the prior knowledge encoded within LLMs. In gaming, categorical labels and titles are rich semantic anchors, supporting detailed user preference modeling. Meanwhile, in books, temporal context and authorship carry substantial weight, likely because publication timing and author identity strongly shape readers’ interests and reception. LLMs trained on broad textual corpora inherently capture such domain-dependent nuances, which is reflected in the differential feature importance observed.

Overall, this comparative study highlights that while *Title* is universally critical across domains, the secondary features that most effectively support recommendations differ—*Tags* and *Specifications* for games versus *Published time* and *Author* for books—emphasizing the need for domain-aware feature selection and modeling strategies when leveraging LLMs for recommendation tasks.

## E Prompts and Templates

### E.1 Prompt Templates of User Simulation Scene Construction

We designed prompts based on user feedback datasets to construct conversational recommendation scenes. The prompts mainly consist of three components: first, the **user profile**, which introduces the user’s personal information; second, the **interaction history**, which outlines the user-item interaction; and third, exposures with the description of each exposed items. Upon the available information in each domain, we provide a detailed template for datasets of each domain as follows.

#### Template of Movielen

**%Template of user profile** ## User Profile

Gender: {GENDER}

Age: {AGE}

Occupation: {OCCUPATION}

Location: {LOCATION}

**%Template of interaction history**

A movie viewed {TIME DIFF}

{TITLE} - {GENRES}

Rating: {RATING}/5.0

**%Template of exposure list**

NEW RELEASE{TITLE} - {GENRES}

## Template of Amazon

### %Template of user profile

## User Profile

### %Template of interaction history

A product bought {TIME DIFF}

Product name: {SHORT TITLE}

Category: {CATEGORY}

Price: {REV PRICE}

Ratings: {AVERAGE RATING} ({RATING NUMBER})

My Behavior:

Rating: {RATING}/5

Review: {REVIEW SUMMARY}

{REVIEW TEXT}

### %Template of exposure list

Product name: {SHORT TITLE}

Category: {CATEGORY}

Price: {REV PRICE}

Ratings: {AVERAGE RATING} ({RATING NUMBER})

## Template of KuaiRec

### %Template of user profile

## User Profile

Country: China

Registered {REGISTER DAYS} days ago

{FRIEND USER NUM} Friends - {FOLLOW USER NUM} Followers - {FANS USER NUM} Fans

Active Degree: {ACTIVE DEGREE}

Role: {ROLE}

### %Template of interaction history

A video watched {TIME DIFF}

Title: {CAPTION} {CATEGORY} {COVER TEXT}

Duration: {VIDEO DURATION}

{PLAY COUNT} plays - {LIKE COUNT} likes - {COMMENT COUNT} comments - {SHARE COUNT} shares

My Behavior: {OPERATION}

### %Template of exposure list

Title: {CAPTION} {CATEGORY} {COVER TEXT}

Duration: {VIDEO DURATION}

{PLAY COUNT} plays - {LIKE COUNT} likes - {COMMENT COUNT} comments - {SHARE COUNT} shares

## Template of Goodreads

### %Template of user profile

## User Profile

### %Template of interaction history

A book viewed {TIME DIFF}

Title: {TITLE} ({GENRES})

Description: {DESCRIPTION}

Author: {AUTHORS}

Published at {PUBLICATION YEAR} - {PUBLISHER} - {NUM PAGES} pages

Rating: {AVERAGE RATING} - {RATINGS COUNT} ratings

My Behavior: {READ STATUS} {RATING UPDATED} {REVIEW UPDATED}

### %Template of exposure list

Title: {TITLE} ({GENRES})

Author: {AUTHORS}

Published at {PUBLICATION YEAR} - {PUBLISHER} - {NUM PAGES} pages

Rating: {AVERAGE RATING} - {RATINGS COUNT} ratings

## Template of MobileRec

### %Template of user profile

## User Profile

### %Template of interaction history

{APP NAME} ({AVG RATING})/5.0 - {NUM REVIEWS} reviews)

Category: {APP CATEGORY}

Developer: {DEVELOPER NAME}

Price: {PRICE}

Description: {SHORT DESCRIPTION}

My Rating: {RATING}

My Reviews: {REVIEW}

### %Template of exposure list

{APP NAME} ({AVG RATING})/5.0 - {NUM REVIEWS} reviews)

Category: {APP CATEGORY}

Developer: {DEVELOPER NAME}

Price: {PRICE}

## Template of LastFM

### %Template of user profile

## User Profile

### %Template of interaction history

An artist listened {TIME DIFF}

Artist name: {NAME}

Tags: {TAGS}

My Behavior: Tagging with {TAG VALUE}

### %Template of exposure list

Artist name: {NAME} ({LISTENED FRIENDS})

Tags: {TAGS}

## Template of Steam

### %Template of user profile

## User Profile

A user who has purchased {PRODUCTS} games

### %Template of interaction history

A game purchased {TIME DIFF}

Title: {APP NAME} [{GENRES}]

Developed by {DEVELOPER} - Published by {PUBLISHER}

Released: {RELEASE DATE}

Tags: {TAGS}

Specifications: {SPECS}

Player Reviews: {SENTIMENT}

Price: {PRICE}

My Behavior: Played {HOURS PLAYED} hours - Review: {REVIEW TEXT}

### %Template of exposure list

Title: {APP NAME} [{GENRES}]

Developed by {DEVELOPER} - Published by {PUBLISHER}

Released: {RELEASE DATE}

Tags: {TAGS}

Specifications: {SPECS}

Player Reviews: {SENTIMENT}

Price: {PRICE}

## Template of MIND

**%Template of user profile** ## User Profile

**%Template of exposure list**  
{TITLE} (Category: {CATEGORY})

**%Template of interaction history**  
{TITLE} (Category: {CATEGORY}) { Viewed {TIME DIFF} }

The text within the curly braces {} represents placeholders that need to be filled with specific information from the dataset. It is important to note that different datasets contain varying levels of information, and some datasets may be missing certain components, such as the user profile or user behavior description, where we leave them blank.

Here we show an example of a constructed user simulation scene.

## Example of the User Simulation Scene

### User Profile:

Gender: female  
Age: 35-44  
Occupation: customer service  
Location: Schenectady, NY

### User Interaction History:

A movie viewed 4 minutes ago:  
Simple Plan, A (1998) - Crime -Thriller  
Rating: 4.0/5.0

A movie viewed 3 minutes ago:  
Crimson Tide (1995) - Drama -Thriller -War  
Rating: 2.0/5.0

A movie viewed 3 minutes ago:  
Enemy of the State (1998) - Action -Thriller  
Rating: 3.0/5.0

A movie viewed 3 minutes ago:

Die Hard 2 (1990) - Action -Thriller  
Rating: 3.0/5.0

A movie viewed 3 minutes ago:

Six Days Seven Nights (1998) - Adventure -Comedy -Romance  
Rating: 5.0/5.0

### Exposure List:

[A] American Beauty (1999) - Comedy - Drama  
[B] [New Release] Hamlet (2000) - Drama  
[C] Spawn (1997) - Action - Adventure - Sci-Fi - Thriller  
[D] Hana-bi (1997) - Comedy - Crime - Drama  
[E] Awakenings (1990) - Drama  
[F] Drunks (1997) - Drama  
[G] Gandhi (1982) - Drama  
[H] The Governess (1998) - Drama - Romance  
[I] Whatever (1998) - Drama  
[J] Firelight (1997) - Drama  
[K] The Best Man (1999) - Drama  
[L] My Favorite Year (1982) - Comedy

## E.2 Instruction Prompts for User Simulation Scene

We design two types of prompts to guide the LLM: (1) direct prediction, and (2) prediction with decision-making process.

The direct prediction prompt directly asks it to predict the user's next action based on the user simulation scene.

## Prompt for Direct Prediction

You are a sophisticated user behavior emulator. Given a user profile and an exposure list, generate a user behavior in the given exposure list. Each choice in the exposure list is indicated by a alphabetic identifier [A], [B], [C], etc. Your output should be a choice identifier from the exposure list, for example, "Behavior: [G]".

{User Profile}  
{Interaction History}  
{Exposures}

The prompt with decision-making process introduces an intermediate reasoning stage inspired by the cognitive process of human decision-making.

## Prompt for Behavior Prediction with Decision-making Process

You are a sophisticated user behavior emulator, tasked with simulating user responses within a general recommendation context. Given a user profile and an exposure list, generate a detailed, first-person intent statement that reflects the user's behavior. Your simulations should be adapted for diverse recommendation domains such as media, businesses, and e-commerce.

### Intent Structure and Content:

The intent should be structured as a logical progression through the following stages, each marked by a corresponding label:

- **Stimulus:** [Describe the initial motivation or need that initiates the user's thought process. This should connect to their profile's spatial, temporal, thematic preferences, causal, and social factors].
  - **Stimulus Factors:** [List 1-3 most relevant factors from: Internal States (Boredom, Hunger, Thirst, Fatigue/Restlessness, Emotional State, Curiosity, Need for Achievement, Inspiration), External Cues (Time of Day, Day of Week, Weather, Location, Social Factors, Special Occasion, Notification, Advertising, Financial Situation, Availability)].
- **Knowledge:** [Describe the user's thought process as they gain knowledge from the exposure list. Highlight specific attributes of the options that resonate with the user's preferences, drawing on the user profile].
  - **Knowledge Factors:** [List 2-4 most influential factors from: Product/Service Attributes (Price, Quality, Features, Convenience, Novelty, Brand Reputation, Personal Relevance (Functional, Thematic, Identity-Based), Emotional Appeal, Time Commitment, Risk), Information Source & Presentation (Visual Presentation, Recommendation Source, Review Content/Sentiment, Rating Score/Distribution, Social Proof), User's Prior Knowledge (Past Experience, User Preferences/History)].
- **Evaluation:** [Explain the user's internal justification for their preference].
  - **Evaluation Style:** [Specify 1 style of the evaluation process, such as Logical, Intuitive, Impulsive, Habitual].

### Output Format:

#### Thought:

-Stimulus: [Stimulus Description]  
-Stimulus Factors: [Factor 1], [Factor 2]  
-Knowledge: [Knowledge Description]  
-Knowledge Factors: [Factor 1], [Factor 2], [Factor 3]  
-Evaluation: [Evaluation Description]  
-Evaluation Style: [Evaluation Style]

**Behavior:** [Behavior]

### Constraints:

- While multiple behaviors might be considered in the early stages, the final intent and decision should align with a **single** behavior.
- The behavior can be represented by a single label from the choices in the exposure list, enclosed in square brackets (e.g., [X]).
- Use "I" to reflect the first-person perspective of the user.

{User Profile}  
{Interaction History}  
{Exposures}

## F Case Study

In the following, we present specific case studies to illustrate how a fine-tuned LLM can effectively perform user simulation tasks. Below shows the model input, which includes the task-specific prompt (see Appendix E.1), the user's profile and interaction history, as well as an exposure list of available options.

### Example of User Simulation Scene

You are a sophisticated user behavior emulator... (System message, omitted. See Appendix E.1)

#### # User Profile

Gender: male

Age: 35-44

Occupation: other

Location: Cincinnati, OH

#### # History

A movie viewed just now, Pink Floyd - The Wall (1982) Drama/Musical/War, My Behavior: Rating: 3.0/5.0.

A movie viewed just now, My Bodyguard (1980) Drama, My Behavior: Rating: 3.0/5.0.

A movie viewed just now, Agnes of God (1985) Drama/Mystery, My Behavior: Rating: 3.0/5.0.

A movie viewed just now, Color of Money, The (1986) Drama, My Behavior: Rating: 4.0/5.0.

A movie viewed just now, Betrayed (1988) Drama/Thriller, My Behavior: Rating: 3.0/5.0.

A movie viewed just now, Radio Days (1987) Comedy/Drama, My Behavior: Rating: 4.0/5.0.

A movie viewed just now, Mosquito Coast, The (1986) Drama, My Behavior: Rating: 3.0/5.0.

A movie viewed just now, Brother from Another Planet, The (1984) Drama/Sci-Fi, My Behavior: Rating: 4.0/5.0.

#### # Exposure List

A. Psycho (1998) - Crime/Horror/Thriller

B. Footloose (1984) - Drama

C. Resurrection Man (1998) - Drama/Thriller

D. Curtis's Charm (1995) - Comedy/Drama

E. Psycho II (1983) - Horror/Thriller

The model's output consists of the simulated user's decision-making process and the final selected option.

### Example of Output

#### Thought:

**Stimulus:** I'm feeling a bit restless and in the mood for a movie to unwind after a long day. I'm in the mood for something that's not too heavy but also not just another typical comedy or action film.

**Stimulus Factors:** Emotional State, Time of Day

**Knowledge:** From the exposure list, I noticed that "Footloose" (1984) and "Resurrection Man" (1998) are dramas, which aligns well with my recent movie preferences. "Footloose" seems to have a strong narrative and a mix of drama and possibly some action, which I find appealing. "Resurrection Man" is a thriller and also a drama, which also fits my current mood.

**Knowledge Factors:** Product/Service Attributes, Information Source & Presentation

**Evaluation:** I think "Footloose" is the better choice because it seems to have a good balance of drama and a touch of action, which I think will be a nice break from the heavy dramas I've been watching. The action elements in "Resurrection Man" are intriguing, but I think "Footloose" will be more in line with my recent viewing history and preferences.

**Evaluation Style:** Logical

**Behavior:** B

The results demonstrate that the fine-tuned LLM is capable of analyzing the recommendation task from both the *stimulus* and *knowledge* perspectives, thereby exhibiting a human-understandable reasoning process. Ultimately, it evaluates the available options based on logical reasoning and arrives at the most accurate selection.