

CausalSent

Interpretable Sentiment Classification with RieszNet

Daniel Frees^{*12} Martin Pollack¹

Abstract

Despite the overwhelming performance improvements offered by recent natural language processing (NLP) models, the decisions made by these models are largely a black box. Towards closing this gap, the field of causal NLP combines causal inference literature with modern NLP models to elucidate causal effects of text features. We replicate and extend (Bansal & Sharma, 2023)’s work on regularizing text classifiers to adhere to estimated effects, focusing instead on model interpretability. Specifically, we focus on developing a two-headed RieszNet-based neural network architecture which achieves better treatment effect estimation accuracy. Our framework, CausalSent, accurately predicts treatment effects in semi-synthetic IMDB movie reviews, reducing MAE of effect estimates by 2-3x compared to (Bansal & Sharma, 2023)’s MAE on synthetic Civil Comments data. With an ensemble of validated models, we perform an observational case study on the causal effect of the word “love” in IMDB movie reviews, finding that the presence of the word “love” causes a +2.9% increase in the probability of a positive sentiment.

1. Introduction

1.1. Causal NLP

Recent advances in the field of natural language processing (NLP), including the success of transformer-based large language models (LLMs), have yielded massive improvements across classical language tasks such as sentiment analysis, text classification, and more. Despite these advances, the growing complexity of natural language models makes model interpretation extremely difficult, ultimately eroding model trust (Ribeiro et al., 2016). The relatively infant field

of causal NLP seeks to address this gap by combining causal inference literature with advanced NLP models (Feder et al., 2021). Some common use cases include debiasing and regularizing large language models (Bansal & Sharma, 2023; Bansal et al., 2022; Veitch et al., 2021), interpreting the impact of text features (Ravfogel et al., 2021; Sridhar & Getoor, 2019; Ribeiro et al., 2016), and performing what-if analyses on synthetic data (Veitch et al., 2021). To further motivate the task of causal inference in NLP, we provide two specific example settings in Appendix C.

1.2. Spurious Correlations and Causal Regularization

Spurious (non-causal) correlations occur frequently in text data, arising from text phrase multicollinearities, sampling biases, random chance and more (Gururangan et al., 2018). If NLP models learn to over-adhere to spurious features, their performance will drop significantly on “out-of-domain”/ “out-of-distribution” (OOD) data, where systematic shifts in the underlying data distribution occur. Understanding and enforcing *causal* relationships as opposed to *correlations* can improve both the interpretability of models and their robustness to perform well on new data (Feder et al., 2021; Veitch et al., 2021; Bansal & Sharma, 2023; Bansal et al., 2022). Causal effect regularization is the task of *enforcing adherence to causal relationships*.

To further motivate causal effect regularization, consider the following example: In the IMDB movie review dataset (Maas et al., 2011), the presence of the word “love” is correlated with an +18.4% higher chance of a positive sentiment. In Table 1 we see a “majority” text example (where the positive correlation holds), but also a “minority” text example (where the correlation breaks down). If a sentiment classification model over-adheres to the correlation between “love” and sentiment, it is likely to predict the second example incorrectly.

1.3. Sentiment Analysis

As a case study, we focus on sentiment analysis, the task of mining emotions, attitudes, and opinions from text. Transformer-based models like BERT (Devlin et al., 2019), RoBERTa (Liu et al., 2019), and DistilBERT (Sanh et al., 2019) excel at sentiment analysis, as do LLMs (either few-

¹Department of Statistics, Stanford University ²Google, San Francisco, CA. Correspondence to: Daniel Frees <dfrees@stanford.edu>.

Majority Text	Sentiment Label
... at the Toronto International Film Festival. I loved this, and not just for the obvious ...	POSITIVE
Minority Text	Sentiment Label
... he’s happily surprised by the girl he loves, he’s an awful actor ...	NEGATIVE

Table 1. Spurious Correlations in IMDB Movie Review Examples. Green indicates positive use of the word love, blue indicates neutral use of the word love, and red indicates negative predictors of the sentiment label.

shot pre-trained or fine-tuned). All of these models are highly complex, making model interpretability difficult. Given its simple outcome variable (sentiment) and complex model choices (LLMs), sentiment analysis serves as an ideal case study for NLP interpretability.

1.4. Text Matching

Though we focus here on sentiment analysis, causal effect regularization techniques (and related heuristic techniques) have also been deployed successfully to combat the effects of spurious correlations in other fields of NLP, including text matching. See Appendix G for details.

1.5. Unique Challenges in Causal NLP

In addition to frequent spurious correlations, natural language data presents numerous unique challenges that make causal inference hard. There is no clear definition for a treatment: is treatment the presence or absence of a phrase, is it phrase *A* versus phrase *B*, is it the style or some other attributed extracted from the input text? In causal inference, one can typically cleanly separate the treatment variable *T* from the other variables, but that is not the case in NLP, as words and phrases mix with their entire context to produce embeddings. Text data is also complex, high-dimensional, and sparse. This yields overlap issues (D’Amour et al., 2020) and increases the computational and mathematical complexity of models. The massive vocabulary size of any given language also means that models are unlikely to be trained against a comprehensive sample of language, and OOD shifts become likely. All of these challenges are exacerbated by lengthier texts.

2. Related Works

2.1. General Deep Learning for Causal Inference

In 2019, (Shi et al., 2019) proposed DragonNet, a deep learning framework for estimating causal effects from observational data. (Shi et al., 2019) uses neural networks (with some extra optimizations) to estimate expected outcomes and propensity scores. They combine these outputs to form a doubly robust propensity-weighted estimator for the ATE.

Unfortunately, because propensities ($Pr[T|X]$) approach 0 or 1 in high-dimensional text data, propensity based esti-

mators suffer from instability and high variance (see Equation 4.2). To combat the instability issues of propensity-based techniques, one can consider directly learning Riesz representers instead. Improving upon DragonNet, (Chernozhuikov et al., 2021) proposes RieszNet, a neural architecture which learns expected outcomes and Riesz representers simultaneously. These outputs can then be combined to form a doubly robust Riesz estimator for the ATE.

2.2. Causal Effect Regularization and Interpretability

Causal effect regularization and model interpretability can be achieved via both interventional approaches (interventional regularization) and causal-inference based approaches (causal regularization).

Interventional Regularization (Veitch et al., 2021) investigates causal regularization techniques in the general ML setting, motivating “counterfactual invariance” around irrelevant input dimensions as a signal of a well-regularized model that will be more robust for OOD model performance. To measure counterfactual invariance (Veitch et al., 2021) performs ‘stress test’ perturbations by producing counterfactual model inputs and measuring resulting differences in outcomes. Informed by knowledge about which variables should and should not affect the outcome, stress tests can be employed to ensure that unimportant variables minimally affect outputs. In NLP, interventional techniques include embedding dropout and token masking. To measure the causal effect of text features on predictions, words are masked or latent features are dropped from the embedding, and the causal effects are defined to be the resulting change in the outcome variable. (Ravfogel et al., 2021) estimates causal effects of text features via dropout techniques with BERT embeddings, demonstrating that these effects can reveal information about model logic. (Bansal et al., 2022) estimates causal effects of phrases on text semantics using masking techniques and regularizes phrase effects during model training to bolster fine-tuned embedding models against OOD shifts.

Causal Regularization Causal regularization can similarly be achieved via a two-step process. First, estimate accurate feature effects. Second, introduce a penalty or some other constraint into model tuning to enforce estimated feature effects. Whereas interventional techniques

perform perturbations (interventions) to measure effects, causal techniques employ estimators from the field of causal inference.

To estimate the causal effect of words on sentiment and toxicity (Bansal & Sharma, 2023) proposes a RieszNet-style (Chernozhukov et al., 2021) deep learning model which simultaneously predicts classification outcomes and Riesz representers. These model outputs can be combined to estimate doubly robust causal effects, and the classification model can then be regularized by either incorporating an MSE loss term that penalizes deviation from the estimated effects, or by mixing synthetic counterfactuals into the training dataset. (Bansal & Sharma, 2023) focus primarily on regularization via synthetic counterfactuals, denoting this process of estimating feature effects and augmenting the training data FEAG.

(Bansal & Sharma, 2023) evaluate their FEAG pipeline for two sentiment analysis datasets: CivilComments toxicity detection (Borkan et al., 2019) and IMDB movie review sentiment (Maas et al., 2011). They compare their results with popular baselines such as (Joshi et al., 2022; He et al., 2022; Orgad & Belinkov, 2022), weighting methods like DFL, DFL-nodemog, Product of Experts (Mahabadi et al., 2019; Orgad & Belinkov, 2022), and latent space removal methods like INLP (Ravfogel et al., 2020). Their novel causal regularization method performs on par with the aforementioned baselines for both IMDB sentiment classification and Civil Comments toxicity detection. However, when considering specific partitions of the data, FEAG improves the within-group accuracies of the following sets of observations by up to 10%: $(Y = 1, T = 1)$, $(Y = 0, T = 0)$, $(Y = 1, T = 0)$, $(Y = 0, T = 1)$. The authors propose that this within-group improvement is the result of better prediction performance on minority texts (such as the second row of Table 1).

Interpretable NLP Other works focus primarily on the first step of causal regularization, which might be appropriately named *model interpretability*. Towards estimating average treatment effects (ATEs) in observational data with textual confounders, (Roberts et al., 2020) proposes a matched pairs estimator, denoted topical inverse regression matching, which learns a low-dimensional representation containing propensity and topical text information to support subsequent text matching. Similarly, (Veitch et al., 2020) explores supervised dimensionality reduction and language modeling techniques to extract “causally sufficient” embeddings (embeddings which are predictive of both outcome and treatment) for confounder adjustment, finding that both approaches improve causal effect estimation performance on semi-synthetic datasets. Whereas (Roberts et al., 2020) proposes a matched pairs estimator, (Veitch et al., 2020)’s approach is appropriate for doubly robust estimators us-

ing propensity scores or Riesz representers. In contrast to the previous works which estimate the ATE, (Ribeiro et al., 2016) proposes LIME, a submodular optimization algorithm for deriving “locally interpretable” model approximations to better understand model decisions. Lastly, (Sridhar & Getoor, 2019) demonstrate that text data can be used simultaneously as *treatment*, *confounder*, and *effect*. Specifically, (Sridhar & Getoor, 2019) use various feature extraction techniques to show that tone in online debates is predictive of subsequent dialogue after adjusting for participant ideologies modeled from text data.

2.3. Literature Gap

We aim to replicate and extend the work of (Bansal & Sharma, 2023). Whereas (Bansal & Sharma, 2023) focuses primarily on improving text classification model robustness via causal regularization, we focus on interpretable NLP and improved causal effect estimation accuracy. Specifically, we implement a wide variety of new architecture options and run numerous grid search experiments to determine an optimal architecture, learning regime, and other hyperparameters for accurate ATE estimation.

We note several limitations in (Bansal & Sharma, 2023). First, no semi-synthetic validation experiments were reported for IMDB, and no semi-synthetic validation experiments were reported for negative target effects¹. We focus our work on the IMDB data, and include a symmetric range of target effects. Second, their synthetic Civil Comments data is generated with artificially inflated overlap, and the synthetic data relies on the assumption that treatment text T and covariate text X are correlated only through author intent C , which we find questionable. We remove this assumption in our causal graph, and empirically validate treatment effect estimations in the naturally occurring low-to-no overlap setting. Despite violating core assumptions (Appendix A), we feel this setting is more realistic in actual application. Furthermore, while (Bansal & Sharma, 2023) achieve fairly good feature effect estimates in high overlap synthetic data, their performance decreases dramatically in the 1% overlap setting, with mean absolute errors ranging to up 59% relative to the true target effect. We seek to improve upon this result.

Finally, despite producing interesting results, (Bansal & Sharma, 2023) do not neatly package or share an open-source implementation of their model. We publish our implementation at <https://github.com/danielfrees/causalsent>.

¹In early testing, we found that some models are only able to accurately estimate either positive or negative effects, so symmetric validation is important

3. Data

IMDB Movie Reviews The IMDB Movie Review data (Maas et al., 2011) consists of 50,000 highly polarized movie reviews with binary sentiment labels (Pos: 1, Neg: 0). To preprocess the data, we tokenize the texts, heuristically select a treatment phrase, synthesize counterfactual inputs as described in subsection 3.1, optionally manipulate the true average treatment effect as described in subsection 3.2, and add a custom data collation for batched model training. We randomly split the original 25,000 train examples into 80% training data (20,000 examples) and 20% validation data (5,000 examples). We reserve the original 25,000 test examples for sentiment task evaluation. We truncate texts to 150 tokens during synthetic experiments due to computational limits, and truncate to 400 tokens on our final observational model experiments. The latter approximate truncation (assuming 1:1 word to token conversion) is visualized against the distribution of text lengths in Figure 1.

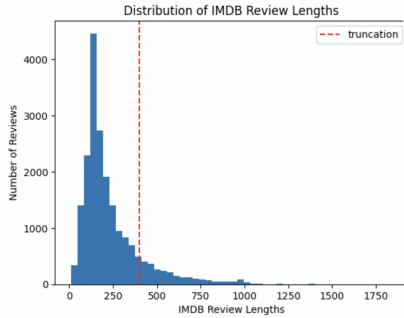


Figure 1. Distribution of IMDB Review Lengths

CivilComments Toxicity Texts The Civil Comments dataset (Borkan et al., 2019) consists of 1.8M comments from the Civil Comments platform, a commenting plugin for independent English-language news sites. Labels are real-valued toxicity scores ranging from 0 to 1. Labels are heavily skewed towards 0, with 540,110 non-zero toxicities. As such we limit the dataset to 540,110 'toxic' non-zero toxicities, binarized to a label of 1, and 540,110 'non-toxic' comments randomly sampled from the 0s. For our Civil Comments experiments, we further limit the data to 30,000 examples in each category due to computational limits. We truncate lengths to 150 tokens.

3.1. Generating Counterfactual Inputs

We consider the simplest definition of treatment in text: presence of a treatment phrase. As such, to generate positive counterfactual inputs $(X, 1)$, we prepend treatment word T to the text Z if it is not present. To generate a negative counterfactual $(X, 0)$, we mask the treatment word T anywhere it appears in the text Z .

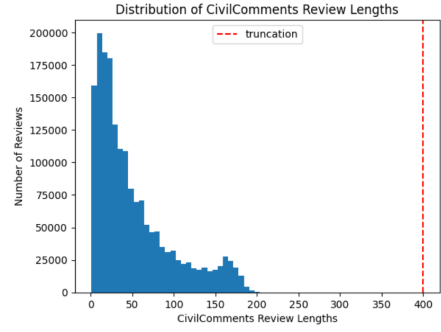


Figure 2. Distribution of Civil Comments Text Lengths

3.2. Synthetic Datasets

To induce synthetic true treatment effects, we prepend an artificial treatment word such as "artichoke" to a portion of our texts, and flip outcome labels via a Bernoulli process to induce an artificial treatment effect for the word "artichoke". This approach is similar to (Bansal & Sharma, 2023)'s Semi-Synthetic Civil Comments approach, except we follow our above definition of counterfactuals (subsection 3.1) instead of using antonyms "Treated" vs. "Untreated", and we do not artificially modify overlap by modeling author intent, as (Bansal & Sharma, 2023) does. Despite potentially violating causal modeling assumptions, we feel that our setting is more reflective of real-world data as we do not interfere with the underlying distribution of confounding texts. Despite modifying the underlying data distribution less than (Bansal & Sharma, 2023), we still feel that prepending treatment words is a very artificial data setting, as we mention in our next steps and limitations (subsection 6.6). For details on our synthetic dataset algorithm, see Appendix B.

4. Methods

4.1. Setup

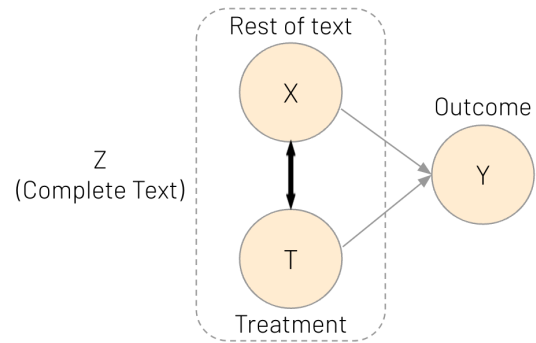


Figure 3. Our causal graph. Adopted from Bansal et. al 2023. We drop the assumption that X and T are only correlated through the author intent C .

To describe the causal process for generating a text with a particular sentiment, we propose a causal graph similar to (Bansal & Sharma, 2023), pictured in Figure 3. The movie review text Z can be separated into a heuristically chosen treatment phrase, T , and all other words in the text, X . Both T and X affect the sentiment, Y . The backdoor path between T and Y , $T \leftrightarrow X \rightarrow Y$, can be blocked by conditioning on X , allowing identification of the causal effect of T on Y .

There may also be unobserved variable C , the intent of the writer, which affects the movie review sentiment Y , but only through the text of the movie review Z , as there is no direct interaction between writer and reviewer. In this setup, conditioning on X still suffices to identify the effect of T on Y . The assumption by (Bansal & Sharma, 2023) that confounding between X and T is mediated entirely by C (Figure 4) seems questionable, as language is well-known to be autoregressive. Thus, we do not replicate the portion of (Bansal & Sharma, 2023)’s work which aims to model author intent C , and instead focus on controlling for confounding language X .

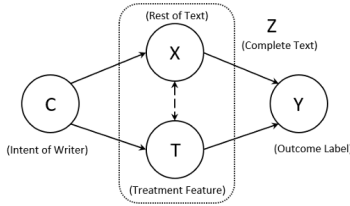


Figure 4. Bansal et. al 2023’s causal graph, which assumes that X and T are only correlated through the author intent C .

4.2. Treatment Effect Estimation

We aim to estimate the average treatment effect (ATE) of our treatment text feature(s), e.g. ‘love’, on text classification, e.g. sentiment. A naive approach to learning this treatment effect would be to train a model, g , to approximate the true/oracle data distributing function using our true labels Y

$$g = \arg \min_g \mathbb{E}_{\mathcal{D}}[\mathcal{L}(Y, g(Z))]. \quad (1)$$

and directly estimate the average treatment effect:

$$\widehat{\text{ATE}}_{\text{Direct}} = \frac{1}{n} \sum_i (g(X_i, 1) - g(X_i, 0)) \quad (2)$$

However, our treatment variable T is correlated to the text covariates X , creating bias in the direct model ATE. The treatment T = “love”, for example, is much more likely to co-occur with the phrases “romance” and “flowers”, than with a description of a knee surgery. As mentioned in our

setup, T and Y are d -separated by X so by conditioning on X , we can achieve identification of the effect of T on Y .

Theorem 1 (Sufficiency of Propensity Score). *If the average treatment effect ψ is identifiable from observational data by adjusting for X , i.e.,*

$$\psi = \mathbb{E}[\mathbb{E}[Y | X, T = 1] - \mathbb{E}[Y | X, T = 0]],$$

then adjusting for the propensity score $e(X)$ also suffices:

$$\psi = \mathbb{E}[\mathbb{E}[Y | e(X), T = 1] - \mathbb{E}[Y | e(X), T = 0]].$$

Given Theorem 1, it also suffices to condition on the propensity score $e(x) = \Pr[T|X]$. This motivates a different, now unbiased ATE where we weight each outcome by the propensity of treatment, such that treated outcomes are upweighted where propensity is low, and vice versa.

$$\widehat{\text{ATE}}_{\text{propensity}} = \frac{1}{n} \sum_i \alpha_e(Z_i) Y_i. \quad (3)$$

where

$$\alpha_e(Z_i) = \left(\frac{T_i}{e(X_i)} - \frac{1 - T_i}{1 - e(X_i)} \right). \quad (4)$$

defining propensity as

$$e(X_i) = \Pr[T|X_i] \quad (5)$$

Even better, we could form a doubly robust propensity estimator such as AIPW (Robins et al., 1994). Unfortunately, the propensity weighting approach will yield extremely high variance in the long-form text data setting, since overlap is likely to be extremely low, yielding propensities close to 0 or 1 and thus exploding the propensity weights. Directly learning Riesz Representer weights is therefore a much better strategy as we can learn analogous weights $\alpha_R(\cdot)$ directly rather than by estimating propensities as an intermediate step and plugging into a potentially unstable weight equation (Chernozhukov et al., 2021).

But the question still remains: how do we directly estimate $\alpha_R(\cdot)$? We can use the following Riesz Representer Theorem from (Chernozhukov et al., 2022) to write our desired average treatment effect in a new manner:

Theorem 2. (Riesz Representer Theorem). *For a square integrable function $f(Z)$ (i.e. $E[f^2(Z)] < \infty$), there exists a square integrable function $\alpha_R(Z)$ such that*

$$E[m((Y, Z); f)] = E[\alpha_R(Z)f(Z)]$$

if and only if $E[m((Y, Z); f)]$ is a continuous linear functional of f .

Applying [Theorem 2](#) and defining the ATE as θ , we can write

$$\theta = E[g(X, 1) - g(X, 0)] = E[\alpha_R(Z)g(Z)].$$

As is done with RieszNet (([Chernozhukov et al., 2021](#))), we learn a neural network head, $\hat{\alpha}_R(Z)$, which outputs a value for the Riesz Representer given an input text Z . However, it is still unclear what loss function we should use to fit a Riesz Representer. Following the derivation in ([Chernozhukov et al., 2021](#)), we can learn $\hat{\alpha}_R$ using the optimization below which encourages α to approach the true α_R via an MSE loss:

$$\begin{aligned}\hat{\alpha}_R &= \arg \min_{\alpha} \mathbb{E} [(\alpha_R(Z) - \alpha(Z))^2] \\ &= \arg \min_{\alpha} \mathbb{E} [\alpha_R(Z)^2 - 2\alpha_R(Z)\alpha(Z) + \alpha(Z)^2] \\ &= \arg \min_{\alpha} \mathbb{E} [-2\alpha_R(Z)\alpha(Z) + \alpha(Z)^2] \\ &= \arg \min_{\alpha} \mathbb{E} [-2(\alpha(X, 1) - \alpha(X, 0)) + \alpha(Z)^2]\end{aligned}$$

On the second line, we expand the quadratic. On the third, we remove the ground truth α_R since we are not minimizing over that term. Lastly, we apply the Riesz Representer Theorem using α in place of f in the definition. This results in an optimization only in terms of α and counterfactual input data.

Finally, we can form an unbiased doubly robust estimator by combining our learned classification regression $g(\cdot)$ and Riesz representer $\hat{\alpha}_R(\cdot)$ models, and using the typical doubly robust approach:

$$\widehat{\text{ATE}}_{\text{DR,R}} = \widehat{\text{ATE}}_{\text{Direct}} + \frac{1}{n} \sum_{i=1}^n \hat{\alpha}_R(Z_i)(Y_i - g(Z_i))$$

4.3. Model Optimization

Now we have derived the estimator for the ATE of our selected treatment phrase. We showed that the loss function for fitting the Riesz head of our neural network is

$$L_{\text{Riesz}} = \mathbb{E}[-2(\alpha(X, 1) - \alpha(X, 0)) + \alpha(Z)^2]$$

We also need to learn our sentiment predictor $g(\cdot)$. With a binary sentiment outcome, we use a binary cross entropy loss to form our "sentiment loss":

$$L_{\text{Sentiment}} = \mathbb{E}[-Y \log(g(Z)) - (1 - Y) \log(1 - g(Z))]$$

We then add an L1 regularization, as suggested by ([Chernozhukov et al., 2022](#)), to all trainable parameters. If we let

Θ_g be the parameters in the sentiment head, Θ_{α} the parameters in the Riesz Head, and Θ_{β} the unfrozen parameters in our LLM feature extractor backbone, this yields an "L1 loss" of the form

$$L_{\text{L1}} = \sum_{\theta_g \in \Theta_g} |\theta_g| + \sum_{\theta_{\alpha} \in \Theta_{\alpha}} |\theta_{\alpha}| + \sum_{\theta_{\beta} \in \Theta_{\beta}} |\theta_{\beta}|$$

Lastly, our main objective in causal regularization is to constrain the output of our $g(\cdot)$ function to maintain causal relationships. We use an MSE loss to constrain g 's estimated difference in counterfactuals to be close to our estimated causal effect.

$$L_{\text{REG}} = \mathbb{E}[(g(X, 1) - g(X, 0) - \hat{\tau})^2]$$

Finally, we combine these four loss functions into an overall loss with the use of four weights.

$$L_{\text{Overall}} = \lambda_{\text{BCE}} L_{\text{Sentiment}} + \lambda_{\alpha} L_{\text{Riesz}} + \lambda_{\text{L1}} L_{\text{L1}} + \lambda_{\text{REG}} L_{\text{MSE}},$$

and our estimated functions can be found with

$$\hat{g}, \hat{\alpha}, \hat{\beta} = \arg \min_{g, \alpha, \beta} L_{\text{Overall}}$$

4.4. Model Architecture

As demonstrated by both ([Shi et al., 2019](#)) and ([Chernozhukov et al., 2021](#)), an effective architecture for deep learning of causal effects consists of a single pre-trained backbone, concatenated with two different final layer linear heads, one to learn the Riesz Representer and another to learn the downstream task (e.g. sentiment prediction). We adopt this shared LLM backbone architecture, and feed the pooled LLM embeddings² into a sentiment head and Riesz Representer head for simultaneous learning of classification, $g(\cdot)$, and Riesz Representer function, $\hat{\alpha}_R(\cdot)$.

Our hope is that the LLM embeddings will be causally sufficient for effect estimation akin to the supervised dimensionality reduction and language modeling techniques employed by ([Veitch et al., 2020](#)). See [Figure 5](#) for an architecture diagram. To compare, we also created a two-backbone model architecture, where each head is attached to a separate backbone as in [Figure 6](#). For more details on the process of learning with a pre-trained backbone, see [Appendix D](#).

To extend the work of ([Bansal & Sharma, 2023](#)) we introduce a number of novel architecture settings and hyperparameters. We build three different RieszHead and SentimentHead architectures: convolutional, fully-connected

²or all embeddings in the case of the convolutional Riesz and/or sentiment heads

deep neural network, and linear. We also implement various backbone unfreezing strategies to enable backpropagation to enable LLM encoder learning. During training we can unfreeze a static $\text{top}\{n\}$ layers, or perform iterative unfreezing in the feature extractor, which might be optimal from a performance perspective by mitigating "catastrophic forgetting", improving transfer learning, and protecting against out-of-distribution (OOD) performance shifts (Liu et al., 2024). We also support dynamic selection of treatment words, loss function weighting to balance between our 4 losses, direct vs. doubly robust Riesz ATE estimation, DistilBERT (Sanh et al., 2019) or llama3 (Touvron et al., 2024) based backbones, early stopping settings, and various optional settings for synthetic data setup. Lastly, we offer the option to use "interleaved" training, whereby training alternates between the sentiment and Riesz objectives at each epoch.

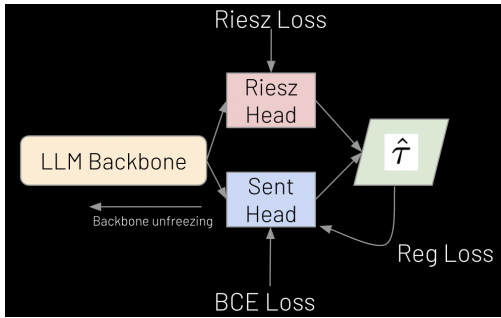


Figure 5. CausalSent Model Architecture

Two-Backbone CausalSent

After observing that an unfrozen backbone hugely improved sentiment prediction performance but yielded inaccurate treatment effect estimates, we considered a separate model architecture with separate backbones for the Riesz head and sentiment head (See Figure 6). We froze the Riesz backbone for ATE estimation stability, and unfroze³ the sentiment backbone for expressivity.

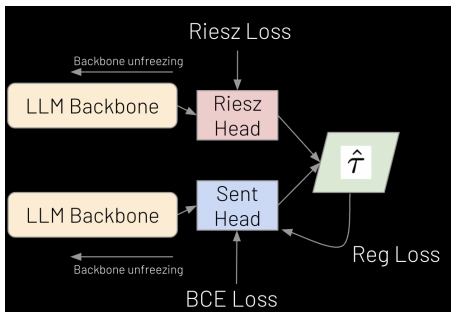


Figure 6. Two-Backbone CausalSent Architecture

³partially, or iterative

4.5. Hardware

All experiments were trained using PyTorch (Paszke et al., 2019) on a 30 core Apple Silicon M3 Max GPU.

5. Results

Initial experiments for loss weighting and learning rate found that a λ_{BCE} of 0.1 to 1.0, λ_{Riesz} loss of 0.1 to 10.0, λ_{L1} and λ_{REG} of 0 to 0.1 were optimal based on training stability and sentiment accuracy, alongside a learning rate of 5e-5 and the AdamW optimizer (Loshchilov & Hutter, 2019). Initial architecture experiments found that a fully-connected Riesz head, fully-connected sentiment head, static top 3 backbone layer unfreezing, treatment word "love", early stopping patience=4 and $\epsilon = 0.05$ performed best on classification⁴, achieving a test accuracy of 0.874 and test F1 of 0.872 on IMDB sentiment prediction accuracy.

Semi-Synthetic ATEs + Simultaneous Learning

To validate feature effect estimation accuracy, we generate semi-synthetic IMDB datasets with true treatment effects of -0.5 , -0.25 , 0.25 , and 0.5 , and simultaneously learn our Riesz Representer and sentiment heads across various hyperparameters and architectures, varied as described in Table 5. With the shared backbone model, we achieve accurate treatment effects using a linear sentiment head, but not with a fully-connected (or convolutional) sentiment head, and note small to moderate variance across other hyperparameters. See Table 2.

We also test the two-backbone model, finding that it produces inaccurate effect estimates, possibly due to discrepancies in the input features between $\alpha(\cdot)$ and $g(\cdot)$.

Semi-Synthetic ATEs + Interleaved Learning

We repeat the previous experiment, but using our "interleaved" training regime, hypothesizing that we might observe more stability and robustness across hyperparameters since we maximize *either* the sentiment or Riesz objectives at each step of stochastic gradient descent. Overall, we do observe less variance in our estimates, but the average causal effect estimates are less accurate. See Table 7 for grid search details and Table 3 for results.

⁴Based on recent works which have shown that modern LLM encodings are effective for downstream task learning (Bhatia et al., 2023), we hypothesize that llama3 might provide superior performance for both effect estimation and sentiment as compared with the 'small' LM DistilBERT. Unfortunately, training our llama3 based models was too slow with available hardware.

True ATE	Estimated Effect, Mean (Min / Max)		MAE (Linear)	MAE / Target
	Linear SentHead	FCN SentHead		
-0.5	-0.474 (-0.55 / -0.42)	-0.074 (-0.11 / -0.04)	0.0547	10.94%
-0.25	-0.274 (-0.28 / -0.26)	-0.055 (-0.09 / -0.02)	0.0243	9.72%
0.25	0.271 (0.22 / 0.32)	-0.012 (-0.02 / 0.00)	0.0491	19.64%
0.5	0.465 (0.35 / 0.59)	0.030 (0.02 / 0.04)	0.1122	22.44%

Table 2. Semi-Synthetic ATEs with Simultaneous Learning

True ATE	Estimated Effect, Mean (Min / Max)		MAE (Linear)	MAE / Target
	Linear SentHead	FCN SentHead		
-0.5	-0.387 (-0.40 / -0.38)	0.099 (0.09 / 0.10)	0.1127	22.54%
-0.25	-0.319 (-0.33 / -0.31)	0.246 (0.22 / 0.31)	0.0689	27.58%
0.25	0.200 (0.20 / 0.21)	0.633 (0.53 / 0.91)	0.0498	19.91%
0.5	0.375 (0.37 / 0.39)	0.512 (0.45 / 0.68)	0.1254	25.09%

Table 3. Semi-Synthetic ATEs with Interleaved Learning

Semi-Synthetic ATEs + Interleaved Learning + Embedding Learning

We also experiment with unfreezing of the LLM backbone, finding that causal effect values blow up beyond their theoretical $[-1, 1]$ bounds in the binary outcome setting. See Table 8 for grid search details and Figure 7 for an example of the blowup. This issue persisted across unfreezing strategies, including several strategies left out of the gridsearch.

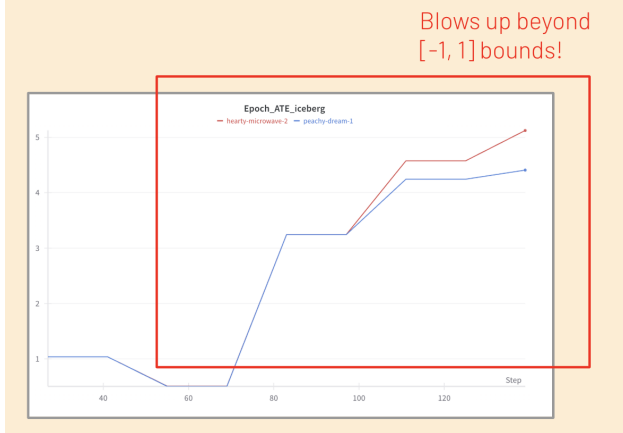


Figure 7. Unfreezing the LLM backbone yields instability and inaccurate causal effect estimates. Pictured are the full-epoch ATE estimates throughout interleaved, top3 backbone layers unfrozen training.

ATE in the Real IMDB Data

Though it produced less accurate causal effects on average, we preferred the stabler learning regime of the interleaved experiments for deployment on the observational data. We deploy the interleaved CausalSent model on the real IMDB

data, varying regularization loss weights across 0, 0.01, 0.1. On the real data, we find the effect of the presence of the word "love" on sentiment to be an average **+2.9%** increase in the probability of a positive sentiment label (min +2.3%, max +3.4%).

ATT Experiments

We also experiment with the average treatment effect on the treated (ATT). We find that CausalSent struggles to accurately estimate the ATT on synthetic data, especially when the desired "true ATT" is positive. However, as noted in subsection B.1, our synthetic dataset generation is not appropriate for the ATT setting. As a result, we do not trust our ATT results. See Appendix F for more details.

Civil Comments Experiments

We repeat some of the above experiments against the Civil Comments data, without re-optimizing the model. We find that the model is able to reproduce the *relative* magnitude and direction of causal effects, but overestimates the magnitude of effects by approximately 1.5-3x, which is an unacceptable amount of error. Re-optimization of CausalSent is necessary before deployment on Civil Comments data. It is likely the loss weights and learning rate were inappropriate for the larger dataset and shorter text lengths.

6. Discussion

6.1. Improved Causal Effect Estimates

Overall, we were able to achieve significantly better treatment effect prediction accuracy on semi-synthetic IMDB data as compared with (Bansal & Sharma, 2023)'s results on synthetic Civil Comments data. Variations of linear CausalSent with simultaneous learning yield 9.7% to 22.4%

MAE relative to target effects on semi-synthetic IMDB data (Table 2). In comparison, (Bansal & Sharma, 2023)’s model yields 31.2% to 59.1% MAE relative to target effects on their low overlap (1%) synthetic Civil Comments data⁵.

6.2. Case Study of ”love”

As noted in subsection 1.3, the presence of the word ”love” is correlated with an +18.4% increase in positive sentiment labels across the IMDB data. Our causal effect estimate of +2.9% is much lower. Does this seem realistic?

Let us take a closer look at a random selection of treated IMDB examples in Table 4, with the treatment phrase **love** highlighted. We assume that ”love” only yields a positive effect on the movie review sentiment if it is (1) used in a positive context and (2) the object of the word ”love” is the movie, or directly related to the movie. We highlight positive attachments of ”love” to the movie in **green**, neutral usages in **red**, and positive attachments of ”love” to unrelated objects in **blue**. Notice that across the positive examples, most of the occurrences of ”love” are either neutral or not directed at the movie being reviewed. At the same time, ”love” attaches positive meaning to the movie or related concepts in several of the negative reviews, (e.g. ”thriller-lover”) but these positive effects are insufficient to determine the overall review labels. Other random samples of the treated data yielded similar findings: the word ”love” is used in a wide variety of contexts, and direct links between ”love” and positive sentiment are rare.

While the above is merely a qualitative analysis, we feel that the estimated ATE of +2.9% is realistic, whereas the naive correlation estimate of +18.4% is likely partially spurious.

6.3. Model Sensitivity

It took numerous iterations of architecture modification and grid search experiments to derive a model which produced good causal effect estimates for the IMDB data. Furthermore, applying this same model setup off-the-shelf to Civil Comments yielded poor causal effect estimates. This sug-

⁵We call our data semi-synthetic as we do not modify the underlying distribution of confounding texts to induce artificial overlap, and we call (Bansal & Sharma, 2023)’s data synthetic as they artificially manipulate both the treatment effect and the overlap by modeling author intent and using generative sampling to generate new data with the desired effect and overlap. We note that there is no overlap in IMDB’s confounding texts prior to feature extraction by BERT, though there is possibly low overlap after feature extraction. However, the extracted feature overlap is not measurable as treatment and confounders cannot be dimensionally separated in the embedded space. Furthermore, overlap calculations would depend on a heuristic tolerance for embedding dissimilarity, since no embedding is perfectly identical. Given the naturally low (to no) overlap in the IMDB data, we compare against (Bansal & Sharma, 2023)’s 1% overlap synthetic Civil Comments setting.

gests that model architecture and hyperparameter optimization are sensitive and data specific.

6.4. Suggestions for Textual Effect Modeling

Despite model sensitivity, we feel that the ATE estimation performance of CausalSent on IMDB text data is highly promising. Thus, CausalSent serves as a solid start for researchers hoping to estimate causal effects in text data. We recommend starting with our simultaneous or interleaved learning settings, using linear Riesz and sentiment heads, freezing a single shared LLM encoder backbone, tuning learning rate and loss weights appropriately for your data, and validating the model against synthetic examples prior to applying it observationally. To improve estimates, retrain models several times with varying loss weights or varied random seeds, and ensemble model predictions.

To apply a similar model to estimate the ATT, an appropriate synthetic data generation algorithm needs to be derived for the purposes of validation experiments (see subsection B.1).

6.5. Future Directions

Numerous avenues remain to improve causal effect estimation in text classification. Riesz estimation overfitting bias should be mitigated by implementing cross-fitting as in (Chernozhukov et al., 2021). More complex Riesz representer heads can be learned alongside a more complex adversarial loss minimization, as proposed in (Chernozhukov et al., 2024). Other treatments should be considered (words vs. antonyms, words vs. same part of speech neutrals, sentence/phrase treatments, etc.). (Bansal & Sharma, 2023)’s FEAG algorithm to produce and train against synthetic data should be re-explored on IMDB using improved feature effect estimates from CausalSent. As evidenced by Table 4, treatment effects are highly heterogeneous and depend on context. As such, extensions of the present architecture to estimate heterogeneous treatment effects would likely be more informative and performant. Additional observational experiments should be performed with the IMDB CausalSent model to understand the average effect of various phrases on review sentiment, with possible economic implications for businesses hoping to better understand their own product reviews. Lastly, an appropriate synthetic data generation algorithm should be devised for the ATT, and the ATT setting should be further explored.

6.6. Limitations

The chief limitation of the present work is that one of our critical assumptions (Appendix A), overlap, is violated. The high dimensionality and sparsity of text (exacerbated by the length of IMDB movie reviews) makes overlap very small or zero (D’Amour et al., 2020). However, with the right

Random Treated IMDB Movie Review Snippets	Label
...evident will to nurture him into their beloved practise and hopefully become a good role ...	1
...image more dramatically. A great success in Love Actually and as Lizzie in Jane Austen's ...	1
...meets a beautiful girl and falls in love so things get even more complicated for ...	1
...film, and it's one of his most beloved of all time. Initially a box office climactic showdown "the world cannot live without love " as opposed to the original "you can't ...	1
...that somewhere in LA is his reincarnated lover and gives him a junk piece of ...	0
...The one thing I love about this filthy prostitute Dwars is its ...	0
...Having seen the trailer, and being a thriller- lover , I expected to see first of all ...	0
...Let me just say I loved the original Boogeyman. Sure, it's a flawed ...	0
...stars on screen or even if you love to watch sequels, even if they are ...	0

Table 4. Random Treated IMDB Examples with Highlighted Treatment Phrase **love**. We highlight positive attachments of "love" to the movie (or concepts related to the movie) in **green**, neutral usages in **red**, and positive attachments of "love" to unrelated objects in **blue**.

model settings, we achieve good effect estimates regardless.

Additionally, our definition of treatment is problematic. Prepending words to text yields artificial examples which would not naturally occur. Extensions to support ATT estimation would largely mitigate this issue, since synthetic counterfactual inputs could be generated via in-place phrase masking/ replacement. This would be more appropriate with respect to language constructs as opposed to arbitrary treatments such as prepending, post-pending, or LLM-inserting treatment words into the data.

7. Conclusion

Estimating accurate causal effects in high-dimensional text data is extremely challenging, but critical to developing interpretable NLP models. We focus on extending the work of (Bansal & Sharma, 2023) to learn a RieszNet-style text classification model with superior feature effect estimation performance, achieving significantly lower MAE on our semi-synthetic IMDB data compared to the prior model's MAE on synthetic Civil Comments data (subsection 6.1).

ATE estimation is highly sensitive to model architecture and hyperparameters (subsection 6.3). As such we recommend using our work as a starting point, validating ATE estimation on synthetic data, and subsequently ensembling several validated models on real data (subsection 6.4).

Though we are able to achieve good causal effect estimation performance on IMDB movie review data, we propose numerous future directions which are likely to vastly improve the accuracy and consistency of the current model (subsection 6.5).

8. Code

All code for the present work can be found at <https://github.com/danielfrees/causalsent>.

References

- Bansal, P. and Sharma, A. Controlling learned effects to reduce spurious correlations in text classifiers. *arXiv preprint arXiv:2305.16863*, Jun 2023. URL <https://doi.org/10.48550/arXiv.2305.16863>. Accepted to ACL 2023, version 2.
- Bansal, P., Prabhu, Y., Kiciman, E., and Sharma, A. Using interventions to improve out-of-distribution generalization of text-matching recommendation systems, 2022. URL <https://arxiv.org/abs/2210.10636>.
- Bhatia, K., Narayan, A., De Sa, C., and Re, C. Tart: A plug-and-play transformer module for task-agnostic reasoning. *arXiv preprint arXiv:2306.07536*, 2023.
- Borkan, D., Dixon, J., Sorensen, J., Thain, N., and Vasserman, L. Civil comments dataset, 2019. URL <https://www.kaggle.com/c/jigsaw-unintended-bias-in-toxicity-classification/data>. A dataset of public comments with toxicity labels, originally collected from a commenting platform for online news and articles.
- Chernozhukov, V., Newey, W. K., Quintas-Martinez, V., and Syrgkanis, V. Riesznet and forestries: Automatic debiased machine learning with neural nets and random forests. *arXiv preprint arXiv:2110.03031*, Jun 2021. URL <https://arxiv.org/abs/2110.03031>. Accepted for a long presentation at ICML, version 3.
- Chernozhukov, V., Newey, W. K., and Singh, R. Automatic debiased machine learning of causal and structural effects. *Econometrica*, 2022. URL <https://doi.org/10.48550/arXiv.1809.05224>. arXiv:1809.05224 [math.ST], <https://doi.org/10.48550/arXiv.1809.05224>.
- Chernozhukov, V., Newey, W., Singh, R., and Syrgkanis, V. Adversarial estimation of riesz representers. *arXiv preprint arXiv:2101.00009*, 2024. URL <https://arxiv.org/abs/2101.00009>. Last revised on 26 April 2024 (v3).
- Devlin, J., Chang, M.-W., Lee, K., and Toutanova, K. Bert: Pre-training of deep bidirectional transformers for language understanding. *arXiv preprint arXiv:1810.04805*, 2019. URL <https://arxiv.org/abs/1810.04805>.
- D’Amour, A., Ding, P., Feller, A., Lei, L., and Sekhon, J. Overlap in observational studies with high-dimensional covariates. *Journal of Econometrics*, 2020.
- Feder, A., Keith, K. A., Manzoor, E., Pryzant, R., Sridhar, D., Wood-Doughty, Z., Eisenstein, J., Grimmer, J., Reichart, R., Roberts, M. E., Stewart, B. M., Veitch, V., and Yang, D. Causal inference in natural language processing: Estimation, prediction, interpretation and beyond. *CoRR*, abs/2109.00725, 2021. URL <https://arxiv.org/abs/2109.00725>.
- Gururangan, S., Swayamdipta, S., Levy, O., Schwartz, R., Bowman, S., and Smith, N. A. Annotation artifacts in natural language inference data. In *Proceedings of the 2018 Conference of the North American Chapter of the Association for Computational Linguistics: Human Language Technologies, Volume 2 (Short Papers)*, pp. 107–112. Association for Computational Linguistics, 2018.
- He, Z., Wang, Y., McAuley, J., and Majumder, B. P. Controlling bias exposure for fair interpretable predictions. *arXiv preprint arXiv:2210.07455*, 2022.
- Houlsby, N., Giurghi, A., Jastrzebski, S., Morrone, B., de Laroussilhe, Q., Gesmundo, A., Attariyan, M., and Gelly, S. Parameter-efficient transfer learning for nlp. *arXiv preprint arXiv:1902.00751*, 2019. URL <https://doi.org/10.48550/arXiv.1902.00751>. Version 2, last revised 13 Jun 2019.
- Hu, E. J., Shen, Y., Wallis, P., Allen-Zhu, Z., Li, Y., Wang, S., Wang, L., and Chen, W. Lora: Low-rank adaptation of large language models. *arXiv preprint arXiv:2106.09685*, 2021. URL <https://doi.org/10.48550/arXiv.2106.09685>. Version 2, last revised 16 Oct 2021.
- Joshi, N., Pan, X., and He, H. Are all spurious features in natural language alike? an analysis through a causal lens. *arXiv preprint arXiv:2210.14011*, 2022.
- Liu, C. C., Pfeiffer, J., Vulic, I., and Gurevych, I. Fun with fisher: Improving generalization of adapter-based cross-lingual transfer with scheduled unfreezing. In *Proceedings of the North American Chapter of the Association for Computational Linguistics (NAACL)*, Darmstadt, Germany; London, UK; Cambridge, UK, 2024. Ubiquitous Knowledge Processing Lab, Department of Computer Science and Hessian Center for AI (hessian.AI), Technical University of Darmstadt; Google DeepMind; Language Technology Lab, University of Cambridge. URL <https://github.com/UKPLab/naacl2024-fun>.
- Liu, Y., Ott, M., Goyal, N., Du, J., Joshi, M., Chen, D., Levy, O., Lewis, M., Zettlemoyer, L., and Stoyanov, V. Roberta: A robustly optimized bert pretraining approach. *arXiv preprint arXiv:1907.11692*, 2019. URL <https://arxiv.org/abs/1907.11692>.

- Loshchilov, I. and Hutter, F. Decoupled weight decay regularization. *arXiv preprint arXiv:1711.05101*, 2019. URL <https://arxiv.org/abs/1711.05101>. Published at ICLR 2019.
- Maas, A. L., Daly, R. E., Pham, P. T., Huang, D., Ng, A. Y., and Potts, C. Learning word vectors for sentiment analysis. In *Proceedings of the 49th Annual Meeting of the Association for Computational Linguistics: Human Language Technologies*, pp. 142–150, Portland, Oregon, USA, 2011. Association for Computational Linguistics.
- Mahabadi, R. K., Belinkov, Y., and Henderson, J. End-to-end bias mitigation by modelling biases in corpora. *arXiv preprint arXiv:1909.06321*, 2019.
- Orgad, H. and Belinkov, Y. Debiasing nlp models without demographic information. *arXiv preprint arXiv:2212.10563*, 2022.
- Pang, L., Lan, Y., Guo, J., Xu, J., Xu, J., and Cheng, X. DeepRank: A new deep architecture for relevance ranking in information retrieval. *arXiv preprint arXiv:1710.05649*, Jul 2017. doi: 10.1145/3132847.3132914. URL <https://doi.org/10.48550/arXiv.1710.05649>. Published as a conference paper at CIKM 2017, version 2.
- Pang, L., Lan, Y., and Cheng, X. Match-ignition: Plugging pagerank into transformer for long-form text matching. *arXiv preprint arXiv:2101.06423*, 2021. URL <https://arxiv.org/abs/2101.06423>. Last revised 17 Aug 2021 (v2).
- Paszke, A., Gross, S., Massa, F., Lerer, A., Bradbury, J., Chanan, G., Killeen, T., Lin, Z., Gimelshein, N., Antiga, L., et al. Pytorch: An imperative style, high-performance deep learning library. In *Advances in Neural Information Processing Systems*, volume 32. Curran Associates, Inc., 2019.
- Ravfogel, S., Elazar, Y., Gonen, H., Twiton, M., and Goldberg, Y. Null it out: Guarding protected attributes by iterative nullspace projection. *arXiv preprint arXiv:2004.07667*, 2020.
- Ravfogel, S., Prasad, G., Linzen, T., and Goldberg, Y. Counterfactual interventions reveal the causal effect of relative clause representations on agreement prediction. In *Proceedings of the 2021 Conference on Empirical Methods in Natural Language Processing (CoNLL)*, 2021. doi: 10.48550/arXiv.2105.06965. URL <https://arxiv.org/abs/2105.06965>. Equal contribution by SR and GP.
- Ribeiro, M. T., Singh, S., and Guestrin, C. "why should i trust you?": Explaining the predictions of any classifier. *arXiv preprint arXiv:1602.04938*, 2016. doi: 10.48550/arXiv.1602.04938. URL <https://arxiv.org/abs/1602.04938>. Last revised: 9 Aug 2016, version 3.
- Roberts, M. E., Stewart, B. M., and Nielsen, R. A. Adjusting for confounding with text matching. *American Journal of Political Science*, 2020. Verification materials available at: <https://doi.org/10.7910/DVN/HTMX3K>.
- Robins, J. M., Rotnitzky, A., and Zhao, L. P. Estimation of the causal effects of time-varying exposures. *Journal of the American Statistical Association*, 89(427):846–866, 1994.
- Sanh, V., Debut, L., Chaumond, J., and Wolf, T. DistilBERT, a distilled version of BERT: smaller, faster, cheaper and lighter. In *Proceedings of the 5th Workshop on Energy Efficient Machine Learning and Cognitive Computing at NeurIPS 2019*, 2019. URL <https://arxiv.org/abs/1910.01108>.
- Shi, C., Blei, D. M., and Veitch, V. Adapting neural networks for the estimation of treatment effects. *arXiv preprint arXiv:1906.02120*, Oct 2019. URL <https://doi.org/10.48550/arXiv.1906.02120>. Version 2.
- Sridhar, D. and Getoor, L. Estimating causal effects of tone in online debates. In *Proceedings of the Twenty-Eighth International Joint Conference on Artificial Intelligence (IJCAI)*, pp. 1872–1878, 2019. doi: 10.24963/ijcai.2019/259. URL <https://doi.org/10.24963/ijcai.2019/259>.
- Touvron, H., Scao, T. L., Fan, A., et al. Llama 3: Open and efficient foundation language models, 2024. URL <https://ai.meta.com/>. Meta AI Research.
- Veitch, V., Sridhar, D., and Blei, D. M. Adapting text embeddings for causal inference. *arXiv preprint arXiv:1905.12741*, 2020. doi: 10.48550/arXiv.1905.12741. URL <https://arxiv.org/abs/1905.12741>. Last revised: 25 Jul 2020, version 2.
- Veitch, V., D’Amour, A., Yadlowsky, S., and Eisenstein, J. Counterfactual invariance to spurious correlations: Why and how to pass stress tests. In *Advances in Neural Information Processing Systems (NeurIPS)*, 2021. URL <https://doi.org/10.48550/arXiv.2106.00545>. Spotlight paper.

A. Assumptions

For our causal effect estimations to be valid, we need three assumptions to hold.

Definition 3 (Ignorability). The treatment assignment T is said to be ignorable given covariates X if

$$Y(0), Y(1) \perp T \mid X,$$

where $Y(0)$ and $Y(1)$ are the potential outcomes.

Definition 4 (Overlap). The overlap assumption requires that for all $x \in \mathcal{X}$,

$$0 < P(T = 1 \mid X = x) < 1,$$

ensuring that each individual has a non-zero probability of being assigned to either treatment group.

Definition 5 (Identification). A causal effect is identifiable if the assumptions of ignorability and overlap hold, allowing the average treatment effect (ATE) to be expressed as:

$$\text{ATE} = \mathbb{E}[\mathbb{E}[Y \mid X, T = 1] - \mathbb{E}[Y \mid X, T = 0]].$$

B. Synthetic Dataset Generation Details

Algorithm 1 Create Synthetic Dataset with Target ATE

Require:

```

Text data  $\{\mathbf{X}, \mathbf{Y}\}$ , treatment phrase  $s$ , proportion treated  $p_t$ , target ATE  $\tau$ , append position  $a$ , ignore case  $c$ 
1:  $n \leftarrow \text{length of } \mathbf{X}$ 
2: Randomly select treated indices  $T \subseteq \{1, \dots, n\}$  with  $|T| = \text{round}(p_t \cdot n)$ 
3: Untreated indices  $U \leftarrow \{1, \dots, n\} \setminus T$ 
4: for each  $i \in T$  do
5:   Add phrase  $s$  to  $\mathbf{X}_i$  at position  $a$  (if not already present)
6: end for
7: for each  $i \in U$  do
8:   Remove phrase  $s$  from  $\mathbf{X}_i$  (if present)
9: end for
10: Compute initial ATE:  $\hat{\tau} \leftarrow \mathbb{E}[Y|T = 1] - \mathbb{E}[Y|T = 0]$ 
11:  $\Delta\tau \leftarrow \tau - \hat{\tau}$ 
12: if  $\Delta\tau > 0$  then
13:   Flip labels from 0 to 1 in treated group and/or from 1 to 0 in untreated group to increase ATE by  $\Delta\tau$ 
14: else if  $\Delta\tau < 0$  then
15:   Flip labels from 1 to 0 in treated group and/or from 0 to 1 in untreated group to decrease ATE by  $|\Delta\tau|$ 
16: end if
17: Update labels  $\mathbf{Y}$  accordingly
18: return Modified dataset  $\{\mathbf{X}, \mathbf{Y}\}$ 

```

To understand why this process achieves our desired synthetic ATE, consider the following rough proof.

Proof. We aim to create a synthetic dataset where the Average Treatment Effect (ATE) matches a specified target τ by flipping binary outcome labels in treated and untreated groups.

Definitions:

Let T be the treatment indicator where $T = 1$ for treated instances and $T = 0$ for untreated instances. Let \mathbf{Y} represent the binary outcome labels. The Average Treatment Effect (ATE) is defined as:

$$\tau = \mathbb{E}[Y|T = 1] - \mathbb{E}[Y|T = 0].$$

Initial ATE:

After randomly assigning treatments to a proportion p_t of the data, we have that $T \perp\!\!\!\perp X$ and thus under our causal graph, the initial ATE can be computed as:

$$\hat{\tau} = \mathbb{E}[Y|T = 1] - \mathbb{E}[Y|T = 0].$$

The difference between the target and the initial ATE is given by:

$$\Delta\tau = \tau - \hat{\tau}.$$

Effect of Label Flipping:

Flipping a label in the treated group changes $\mathbb{E}[Y|T = 1]$ by $\pm \frac{1}{n_T}$, where n_T is the number of treated instances. Similarly, flipping a label in the untreated group changes $\mathbb{E}[Y|T = 0]$ by $\pm \frac{1}{n_U}$, where n_U is the number of untreated instances.

The net change in the ATE is therefore:

$$\Delta\hat{\tau} = \frac{k_1}{n_T} - \frac{k_0}{n_U},$$

where k_1 is the number of labels flipped in the treated group and k_0 is the number of labels flipped in the untreated group.

Target ATE:

To achieve the target ATE τ , the adjusted ATE must satisfy:

$$\hat{\tau}_{\text{new}} = \hat{\tau} + \Delta\hat{\tau} = \tau.$$

Substituting $\Delta\hat{\tau}$, we have:

$$\hat{\tau} + \frac{k_1}{n_T} - \frac{k_0}{n_U} = \tau.$$

Rearranging, we obtain:

$$\frac{k_1}{n_T} - \frac{k_0}{n_U} = \Delta\tau.$$

By solving for k_1 and k_0 , we can determine the exact number of labels to flip in each group to achieve the target ATE.

The label-flipping process is modeled as a Bernoulli trial, where each label has a fixed probability of being flipped: - For treated labels, $p = \frac{k_1}{n_T}$. - For untreated labels, $p = \frac{k_0}{n_U}$.

By the law of large numbers, as the sample size increases, the actual proportion of flipped labels converges to the expected proportion. Consequently, the empirical ATE converges to the target ATE τ . Alternatively, we can simply select k_1 and k_0 indices of labels to flip randomly, and guarantee the exact ATE. \square

B.1. Synthetic Data Generation for ATT

We note that if the chosen treatment word pre-exists in the texts (which will be true of every text in the ATT setting), then the current synthetic pipeline breaks down, because we no longer have that $T \perp\!\!\!\perp X$. Our code might suggest that you have achieved your target ATE but in reality one can no longer measure ATE via the simple direct estimator $\mathbb{E}[Y|T=1] - \mathbb{E}[Y|T=0]$, since X 's correlation with T will bias the result significantly. To recover the original setting, we could mask all texts of the treatment word, and return to the completely artificial setting of prepending an unseen-before word to a proportion of texts, and following the label flipping algorithm. However, this cancels the potential benefit of investigating an ATT: with an ATT setting we might better adhere to language conventions because the treated word occurs naturally, rather than being prepended to texts. In that setting, we hope to measure the effect of retaining the word vs. masking it (or replacing with an antonym or neutral word). If future works seek to employ a model framework similar to CausalSent, but focused on the ATT, we suggest a more complex synthetic data generation algorithm which somehow mitigates multicollinearities between T and X while minimally affecting the underlying data distribution.

C. Additional Causal NLP Examples

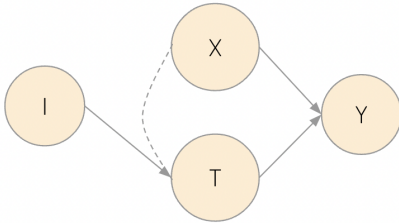


Figure 8. Instrumental Variable model for Movie Review task with browser logs-data

Let us consider a couple brief examples to better visualize the task of causal inference in NLP. First, consider the task of understanding treatment effects of specific phrases in online product reviews in Figure 8. We have logs data I ,

review texts Z , and rating outcomes Y . We further split the review texts into confounding words X and treatment phrase T . We assume that the logs data contains webpage information which is uncorrelated with the ratings, yet might influence the treatment phrase T due to recency bias. Under these assumptions, we can employ instrumental variable techniques to achieve identification. In this example, text serves as both treatment and confounder, as well as the instrumental variable.

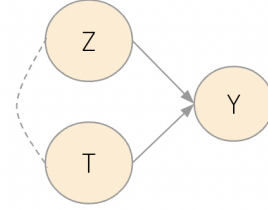


Figure 9. Causal NLP graph with multiple variable modalities

As another example, consider the task of understanding the causal effect of social media profile gender on likes received. Given gender of Twitter profile, T , text of tweet, Z , likes on the tweet, Y , our goal is to measure effect of gender T on likes Y (Feder et al., 2021). We assume that gender might affect the text within the Tweet. In this case, only the confounder, Tweet content Z , is text. To achieve identification we need to condition on Z , most likely via propensity-weighting or Riesz Representer based methods.

D. LLM Transfer Learning

We utilize a pre-trained LLM as a feature extractor in the present work. This can be considered an example of *transfer learning*, a major paradigm within NLP where one trains a massive, transformer-based LLM on a large corpus of generic textual data to learn general language structures and textual understanding, typically through the use of massive datasets and self-supervised learning tasks. This resource-intensive process only needs to be performed once, and then the pre-trained LLM can be applied to many different problems and datasets by fine-tuning the base model further against a much smaller supervised fine-tuning (SFT) dataset, often using parameter-efficient techniques such as transfer layers or low-rank attention mechanism projections (LoRA) (Hu et al., 2021). This paradigm enables huge efficiency gains in the SFT process, despite generally negligible changes in model performance compared to full fine-tuning (Houlsby et al., 2019). A simple transfer learning diagram is illustrated in Figure 10.

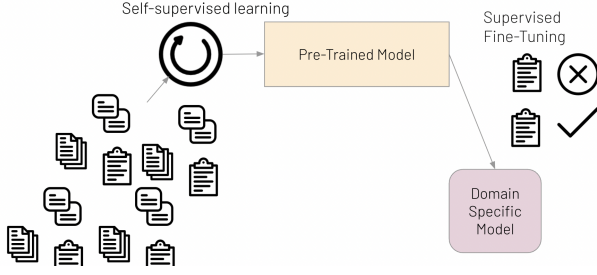


Figure 10. NLP Transfer Learning Overview

E. Grid Searches

See [Table 5](#), [Table 6](#), [Table 7](#), [Table 8](#), and [Table 9](#) for details on our main grid search experiments.

F. ATT Experiments

See [Table 11](#) for our semi-synthetic ATT IMDB experiment details and [Table 10](#) for the results, as well as [Table 12](#) for the final observational ATT gridsearch, which finds a very small negative effect of the presence of the word "love" on treated examples (AVG: -0.66% Pr[POSITIVE], MIN = -0.77% , MAX = -0.59%). Note, however, that we do not trust this result given our poor synthetic data setup for the ATT and resulting lack of validation of the model prior to observational deployment.

True ATT ⁶	Estimated (Min / Max)
-0.5	-0.203 (-0.2035 / -0.2029)
-0.25	-0.186 (-0.186 / -0.185)
0.25	-0.066 (-0.0664 / -0.0660)
0.5	0.029 (0.029 / 0.029)

Table 10. Semi-Synthetic ATT with Interleaved Learning

⁶Not actually the true ATT since our synthetic data algorithm does not support the ATT setting. See [subsection B.1](#).

Table 5. Hyperparameters for Synthetic, Simultaneous Grid Search

Category	Hyperparameters
Fixed	Pretrained Model: sentence-transformers/msmarco-distilbert-base-v4 Unfreeze Backbone: top0 Riesz Head Type: linear Lambda Regularization (λ_{reg}): 0 Lambda Riesz (λ_{riesz}): 0.1 Epochs: 10 Limit Data: 0 Max Sequence Length: 150 Learning Rate: 5×10^{-5} Treatment Phrase: asparagus Dataset: IMDB Log Frequency: 100 Adjust ATE: Enabled Synthetic ATE Treat Fraction: 0.5 Doubly Robust: Enabled Running ATE Option: {--running_ate}
Varied	Lambda BCE (λ_{BCE}): {0, 0.1, 1.0} Sentiment Head Type: {fcn, linear} Synthetic ATE: {-0.50, -0.25, 0.25, 0.50}

Table 6. Hyperparameters for Synthetic Simultaneous Learning on Civil Comments Dataset

Category	Hyperparameters
Fixed	Pretrained Model: sentence-transformers/msmarco-distilbert-base-v4 Unfreeze Backbone: top0 Riesz Head Type: linear Sentiment Head Type: linear Lambda Riesz (λ_{riesz}): 1.0 Epochs: 10 Limit Data: 30,000 examples Max Sequence Length: 150 Learning Rate: 5×10^{-5} Treatment Phrase: asparagus Dataset: Civil Comments Log Frequency: 50 Adjust ATE: Enabled Synthetic ATE Treat Fraction: 0.5 Doubly Robust: Enabled Running ATE Option: {--running_ate}
Varied	Lambda BCE (λ_{BCE}): {0.1, 1.0} Lambda Regularization (λ_{reg}): {0, 0.01} Synthetic ATE: {-0.50, -0.25, 0.25, 0.50} Interleave Option: {--interleave, empty}

Table 7. Hyperparameters for Synthetic Interleaved Training on IMDB Dataset

Category	Hyperparameters
Fixed	Pretrained Model: sentence-transformers/msmarco-distilbert-base-v4 Unfreeze Backbone: top0 Riesz Head Type: linear Lambda Riesz (λ_{riesz}): 1.0 Epochs: 10 Limit Data: 500 examples Max Sequence Length: 150 Learning Rate: 5×10^{-5} Treatment Phrase: cranberry Dataset: IMDB Log Frequency: 100 Adjust ATE: Enabled Synthetic ATE Treat Fraction: 0.5 Doubly Robust: Enabled Interleaved Training: Enabled Running ATE: Enabled
Varied	Lambda BCE (λ_{BCE}): {0.1, 1.0} Lambda Regularization (λ_{reg}): {0, 0.01} Sentiment Head Type: {fcn, linear} Synthetic ATE: {-0.50, -0.25, 0.25, 0.50}

Table 8. Hyperparameters for Synthetic Interleaved Training with Backbone Unfreezing on IMDB Dataset

Category	Hyperparameters
Fixed	Pretrained Model: sentence-transformers/msmarco-distilbert-base-v4 Unfreeze Backbone: top1 Riesz Head Type: linear Sentiment Head Type: linear Lambda BCE (λ_{BCE}): 1.0 Lambda Riesz (λ_{riesz}): 1.0 Epochs: 10 Limit Data: 2000 examples Max Sequence Length: 150 Learning Rate: 5×10^{-5} Treatment Phrase: iceberg Dataset: IMDB Log Frequency: 10 Adjust ATE: Enabled Synthetic ATE Treat Fraction: 0.5 Doubly Robust: Enabled Interleaved Training: Enabled Running ATE: Enabled
Varied	Lambda Regularization (λ_{reg}): {0, 0.01} Synthetic ATE: {-0.50, -0.25, 0.25, 0.50}

Table 9. Hyperparameters for Observational ATE Grid Search on IMDB Dataset

Category	Hyperparameters
Fixed	Pretrained Model: sentence-transformers/msmarco-distilbert-base-v4 Unfreeze Backbone: top0 Riesz Head Type: linear Sentiment Head Type: linear Lambda BCE (λ_{BCE}): 1.0 Lambda Riesz (λ_{riesz}): 1.0 Epochs: 30 Limit Data: All examples Max Sequence Length: 400 Learning Rate: 5×10^{-5} Treatment Phrase: love Dataset: IMDB Log Frequency: 50 Doubly Robust: Enabled Interleaved Training: Enabled Running ATE: Enabled
Varied	Lambda Regularization (λ_{reg}): {0, 0.01, 0.1}

Table 11. Hyperparameters for Synthetic Interleaved Training for ATT on IMDB Dataset

Category	Hyperparameters
Fixed	Pretrained Model: sentence-transformers/msmarco-distilbert-base-v4 Unfreeze Backbone: top0 Riesz Head Type: linear Sentiment Head Type: linear Lambda BCE (λ_{BCE}): 1.0 Lambda Riesz (λ_{riesz}): 1.0 Epochs: 10 Limit Data: All examples Max Sequence Length: 150 Learning Rate: 5×10^{-5} Treatment Phrase: love Dataset: IMDB Log Frequency: 10 Adjust ATE: Enabled Synthetic ATE Treat Fraction: 0.5 Doubly Robust: Enabled Interleaved Training: Enabled Running ATE: Enabled Treated Only: Enabled
Varied	Lambda Regularization (λ_{reg}): {0, 0.01} Synthetic ATE: {-0.50, -0.25, 0.25, 0.50}

Table 12. Hyperparameters for Observational ATT Grid Search on IMDB Dataset

Category	Hyperparameters
Fixed	Pretrained Model: sentence-transformers/msmarco-distilbert-base-v4 Unfreeze Backbone: top0 Riesz Head Type: linear Sentiment Head Type: linear Lambda BCE (λ_{BCE}): 1.0 Lambda Riesz (λ_{riesz}): 1.0 Epochs: 30 Limit Data: All examples Max Sequence Length: 400 Learning Rate: 5×10^{-5} Treatment Phrase: love Dataset: IMDB Log Frequency: 50 Doubly Robust: Enabled Interleaved Training: Enabled Running ATE: Enabled Treated Only: Enabled
Varied	Lambda Regularization (λ_{reg}): {0, 0.01, 0.1}

G. Regularizing Fine-Tuned Embeddings for Text Matching

We initially explored regularization of fine-tuned embedding models for the task of recommending paper citations, using a dataset we generated for ACL abstract text matching. The goal was to determine whether interventional regularization techniques like (Bansal et al., 2022) might be effective in the long-form text setting. However, the model was too computationally complex to train on our available hardware.

G.1. Literature Review

G.1.1. INTERVENTION-BASED METHODS

(Bansal et al., 2022) investigate an intervention-based method for using causal effects to constrain fine-tuned models to be similar to their base encoder models. They find that fine-tuned encoders perform worse than base models on out-of-distribution (OOD) data such as new item categories or queries. To combat this, their interventional strategy consists of masking words in texts and producing the text embeddings before and after masking. The cosine similarity of these two embeddings is then calculated, with a high similarity implying that the word has a small effect on the embedding. The results of Bansal et al show that causal-based regularization can reduce the deleterious effects of fine-tuning, and the authors recommend their method for mild to moderate shifts in data distributions.

G.1.2. ALGORITHMIC AND HEURISTIC METHODS

Similarly, (Pang et al., 2021) aim to minimize spurious noise in text inputs towards developing a superior semantic encoder for text matching. In contrast to (Bansal et al., 2022), their approach is algorithmic, using PageRank to filter noisy chunks of words in the attention blocks of a Transformer-based encoder model. Each pair of sentences is chopped into chunks, and those chunks are fed into a graph where each node is a text chunk and each edge is weighted based on the semantic similarity between chunks. Low scoring chunks are considered heuristically to be likely spurious content, as suggested by (Pang et al., 2017). The work of (Pang et al., 2021) further differs from both (Bansal & Sharma, 2023) and (Bansal et al., 2022) in that it focuses on long texts, which is a generally harder problem both pedagogically and computationally. Pang et al.’s results demonstrate that isolating semantically relevant inputs can improve not only out-of-distribution performance, but overall text-matching performance.

Whereas both (Bansal & Sharma, 2023) and (Bansal et al., 2022) regularize language models during fine-tuning by adding a loss term proportional to the difference in causal effects between the pre-trained and fine-tuned model, (Pang et al., 2021) uses an approach that filters out unimportant

chunks of text for each sentence pair. This represents a fundamental difference in the regularization approach and suggests that both data filtering and loss function modifications can be useful causal regularization strategies. However, it seems likely that data filtering might be more effective for tasks involving long texts. Further, based on the results of (Bansal & Sharma, 2023), data filtering approaches such as this are likely to harm performance on certain examples where the extra data might have provided useful signal for the downstream prediction task.

Most importantly, (Pang et al., 2021)’s results suggest that causal (or heuristically causal) regularization methods are likely to be effective in the long-form text matching domain as well. Given the current research interest in mining and modeling of huge texts, this result is very promising. A better understanding of causal regularization methods might prove hugely impactful not only for short-form text matching and sentiment analysis, but also for larger scale LLM training and large-scale text data mining.

G.2. Architecture and Training

The below architecture was used to train a fine-tuned DistilBERT, and regularize it against a frozen DistilBERT (since pre-trained models are more invariant to OOD shifts, but lag in performance for specific text matching tasks). We trained via SimCSE loss and planned to also optionally employ interventional feature effect regularization by computing feature effects as absolute decreases in self-similarity when dropping out a particular text feature from one side of the self-similarity dot product.

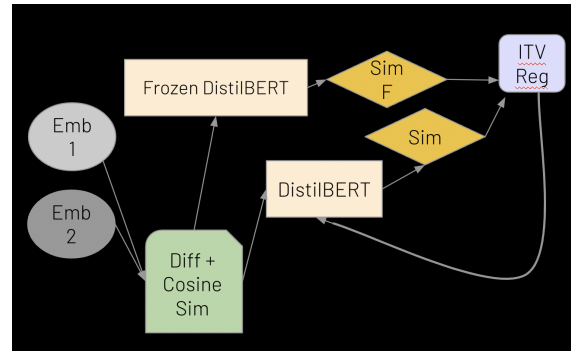


Figure 11. SimDistilBERT Model Architecture