

PRICE REGULATION WITH SPILLOVERS*

Chengqing Li[†] Junjie Zhou[‡]

July 2025

Abstract

We examine price regulation for monopolists in networks with demand spillovers. The Pareto frontier of the profit-surplus set is characterized using a centrality-based price family. Under typical price regulation policies, regulated outcomes are generically Pareto inefficient at fixed spillover levels but become neutral as spillovers grow, with relative profit loss and surplus changes vanishing. Welfare impacts of banning price discrimination under strong spillovers depend solely on the correlation between intrinsic values and network summary statistics. In networks with two node types (e.g., core-periphery or complete bipartite), intrinsic value averages across node types suffice for welfare comparisons.

Keywords: price regulations, multi-market monopoly, network externalities, price discrimination, centrality

JEL classification: D42, L12, L51

*We are grateful to Mark Armstrong, Ying-Ju Chen, Andrew Rhodes, Tat-How Teh, Yiqing Xing, Yves Zenou, Jidong Zhou, and various seminar and conference audiences for helpful comments.

[†]School of Economics and Management, Tsinghua University. lichq314@163.com

[‡]School of Economics and Management, Tsinghua University. zhoujj03001@gmail.com

1 Introduction

With the advancement of big data technologies, firms have significantly enhanced their capability to build user profiles. By using multi-dimensional data such as purchase histories, location and social networks, firms can make precise predictions of consumers' willingness to pay and find targets for marketing. For instance, Kroger, a leading American retail company, has reportedly implemented facial recognition technology, which can potentially be used to deliver targeted promotions based on demographic insights.¹ Also, some of the most popular hotel booking platforms, including Kayak, Booking.com, and Trivago, have been found to charge travelers from the Bay Area higher prices based on their IP addresses.² Moreover, this data-driven business mode fosters a phenomenon known as the "loyalty penalty," where firms charge higher prices to their loyal customers (Yang et al., 2024).

At the same time, with the growing popularity of social media platforms, networks play an increasingly significant role in shaping consumer decisions. Studies suggest that 80% consumers make purchasing decisions based on a friend's social media post.³ One prominent example is influencer marketing, a popular strategy where firms collaborate with influencers to build trust among their target audiences. Reports show that 61% of consumers trust recommendations from family, friends, or influencers on social channels, and the value of the influencer marketing industry surged to \$16.4 billion by 2022.⁴

In the presence of demand spillovers, a firm's price discrimination may exacerbate its harm to consumer welfare. For example, consumers may experience greater dissatisfaction when discovering that their neighbors have purchased the same product at a lower price. Furthermore, the use of big data and algorithms raises concerns related to fairness, privacy, and ethics. Therefore, the regulation of pricing strategies for products with network effects has drawn significant attention globally. In China, the *Provisional Regulations on Prohibiting Unfair Competition in the Internet Sector*⁵ prohibits algorithmic price discrimination and mandates transparency in pricing mechanisms to protect consumer rights. Similarly, the EU *Digital Markets Act* (DMA) requires "gatekeeper" platforms to disclose algorithmic logic and undergo independent audits to prevent anti-competitive pricing.

Given the necessity of price regulation in networked markets, its impacts remain un-

¹<https://idtechwire.com/krogers-use-of-facial-recognition-spurs-price-gouging-concerns/>

²https://www.sfgate.com/travel/article/hotel-booking-sites-overcharge-bay-area-travelers-20025145.php?utm_source=chatgpt.com

³<https://www.forbes.com/councils/forbesagencycouncil/2022/04/28/how-social-media-impacts-consumer-buying/>

⁴<https://www.forbes.com/councils/forbesagencycouncil/2023/03/10/influencer-marketing-in-2023-benefits-and-best-practices/>

⁵https://www.gov.cn/gongbao/2024/issue_11466/202407/content_6963168.html

derexplored. This paper aims to analyze the effects of price regulation and identify the conditions under which it improves social welfare. We adopt a classical linear-quadratic utility framework with network externalities (see, e.g., Ballester et al., 2006). Within this model, we first characterize the feasible set of “surplus-profit” pairs for the price regulator, which delineates the boundary of achievable outcomes under any form of price regulation. In particular, we demonstrate that the Pareto optimal price family, which corresponds to “surplus-profit” pairs on the Pareto frontier, can be represented by the unrestricted price adjusted by a vector proportional to Katz-Bonacich centrality. Furthermore, this adjustment vector can be parameterized by a weight equivalent to the Pareto weight on consumer surplus in the Ramsey pricing problem. As this weight increases, the Pareto-optimal price decreases across all markets, leading to a higher consumer surplus.

Next, we examine the firm’s pricing strategy under a general form of price regulation. Specifically, the profit-maximizing price corresponds to the projection of the unrestricted price onto the feasible set of regulated prices. In particular, this projection is defined under a new norm that captures the network structure and the intensity of spillovers. As expected, the equilibrium outcome lies within the feasible “surplus-profit” set. However, under three commonly implemented types of price regulation—restrictions on price floors and ceilings, price differences, and average prices—the equilibrium outcome is generally Pareto inefficient.

As demand spillovers become stronger, we show that the consumer surplus and profit are determined by a sufficient statistic which represents the difference of average price and average unrestricted price, where the weight is proportional to the eigenvector centrality. Moreover, we show that in the limit, the equilibrium outcome is equivalent to the case where the firm behaves as if it aims to minimize this average difference. Using this equilibrium characterization, we find that the regulated surplus-profit pair gradually converges to the Pareto frontier. Despite this convergence, these regulatory schemes tend to become welfare-neutral, meaning that the relative changes in profit and consumer surplus under regulation asymptotically approach zero.

Finally, we examine the welfare implications of banning price discrimination and find that such bans are not universally beneficial. In particular, whether prohibiting price discrimination improves consumer welfare and social welfare depends on the inner product between a sufficient statistic of the network structure and the vector of consumers’ intrinsic values, provided that spillover effects are sufficiently strong. Moreover, we derive a sufficient condition: welfare tends to increase when the demeaned willingness to pay is positively correlated with the demeaned eigenvector centrality, and decreases when the correlation is sufficiently negative. Furthermore, when the network structure is sufficiently symmetric—particularly when it consists of only two types of nodes (as in core-periphery or complete

bipartite networks)—the welfare effect reduces to a *simple* comparison of average intrinsic values across the two groups. More precisely, if the more central type also has a higher average intrinsic value, then banning price discrimination raises consumer surplus, assuming spillovers are strong enough; the opposite holds if the more central type has a lower average intrinsic value. These results highlight that in the presence of demand spillovers, the welfare consequences of banning price discrimination hinge not only on consumer characteristics but also on the network structure—summarized through sufficient statistics—and we provide several simplified sufficient conditions that determine the direction of welfare change.

Related literature This paper is closely related to the literature on network intervention, where an agent uses specific instruments to influence players in a network game to achieve a particular objective. The seminal work by Ballester et al. (2006) establishes a crucial link between equilibrium effort in linear-quadratic network games and K-B centrality. Moreover, they investigate the “key player” problem, which involves identifying the optimal node to remove in order to minimize the total effort of the remaining players. This represents an example of structural intervention, where the network structure itself is altered. In contrast, our paper focuses on characteristic intervention, which targets players’ attributes while keeping the network structure fixed.

Several studies have examined characteristic interventions within network contexts. The foundational works of Candogan et al. (2012) and Bloch and Qu  rou (2013) analyze the pricing strategies of a profit-maximizing monopoly in networked markets. Building on this, Chen et al. (2018, 2022) extend the analysis to oligopolistic settings. Galeotti et al. (2020) consider a related but distinct problem where a social planner, facing quadratic costs, aims to maximize a function of aggregate consumer surplus rather than firm profits. Our paper contains both objectives mentioned: the social planner’s problem is used to characterize the feasible set of “profit-surplus” ratios, while the firm’s problem examines the effects of price regulations. Dasaratha et al. (2024) explore contract design to elicit unobservable effort and maximize expected revenue under uncertainty of state of the world. In contrast, such uncertainty does not exist in our setting. The monopolist employs a standard linear pricing scheme to maximize profit, but operates under price regulations.

The studies mentioned above assume complete information about the network structure. In contrast, under incomplete information, Fainmesser and Galeotti (2016) analyze the problem of monopoly pricing. Zhang and Chen (2020) extend the pricing scheme to nonlinear pricing. Shi et al. (2025) investigate screening mechanisms within a unified random network model, encompassing both the monopoly pricing problem and the social planner’s welfare optimization. Our paper adopts a similar perspective while assuming the network structure

is common knowledge. In particular, we use a unified framework to characterize the optimal price intervention under a profit lower-bound constraint and analyze the regulatory effects on third-degree price discrimination. In addition to monopoly intervention, Galeotti et al. (2024) extend the optimal intervention problem to an oligopoly setting. Finally, Koh and Martinez-Bruera (2025) examine price intervention from a different angle by comparing the effects of price and quantity regulation under incomplete information.

The welfare effects of third-degree price discrimination have been extensively studied. Classic contributions of Robinson (1969), Schmalensee (1981), and Varian (1985) link the welfare impact to changes in output under independent markets setting. Beyond uniform pricing, Armstrong and Vickers (1991) examine the welfare implications of price discrimination under average price constraints. We extend this line of inquiry by considering price discrimination as the baseline and analyzing a broader class of price regulations. Aguirre et al. (2010) provide sufficient conditions based on demand curvature for price discrimination to either increase or decrease welfare. While their analysis is general, it does not account for spillover effects, which our model incorporates. Finally, Armstrong and Vickers (2018) studies the Ramsey pricing problem in multi-product settings, which is conceptually similar to our analysis of the Pareto frontier.

More recent work has explored fairness-based regulations in price discrimination. Cohen et al. (2022) address multiple fairness criteria—including price fairness, demand fairness, surplus fairness, and no-purchase valuation fairness—in a model with two independent markets. In contrast, our framework captures demand spillovers across multiple markets. Yang et al. (2024) study price fairness constraints that limit price differences between two markets with demand spillovers. We generalize this analysis by considering various types of price regulation (beyond fairness) in a network of n markets (multiple markets).

The remainder of the paper is organized as follows. Section 2 presents the model. Section 3 characterizes the feasible set and the Pareto frontier of "surplus-profit" pairs through the planner's constrained intervention problem. Section 4 first derives the monopolist's pricing strategy under price regulation, then analyzes the effects of price regulations in the general case and under large demand spillovers. Section 5 revisits network-based uniform pricing and provides sufficient conditions under which it improves welfare relative to price discrimination. Finally, Section 6 concludes.

2 Model

A monopolistic firm sells products in n markets, $\mathcal{N} = \{1, 2, \dots, n\}$. In each market $i \in \mathcal{N}$, there is a representative consumer who can consume the product in any quantities x_i ⁶. The utility function takes the following form⁷:

$$u_i(x_i, \mathbf{x}_{-i}; \mathbf{p}) = a_i x_i - \frac{1}{2}(x_i)^2 + \delta \sum_{j=1}^n g_{ij} x_i x_j - p_i x_i. \quad (1)$$

The first two terms represent the utility derived from consuming the product itself, with decreasing marginal returns, while the last term captures the cost of consumption. In the third term, $\delta \geq 0$ measures the intensity of spillovers and we assume $g_{ij} \geq 0$. If $g_{ij} > 0$, there are positive spillovers from market j to market i ; otherwise there are no direct spillovers between the two markets. These spillovers can be represented by a network among the n markets, which can be described by the $n \times n$ adjacency matrix $\mathbf{G} = (g_{ij})$. We assume $g_{ii} = 0$, meaning there are no spillovers within a single market, and $g_{ij} = g_{ji}$, indicating that spillovers between two markets are symmetric.

The marginal cost of producing product in market i is denoted by c_i . We assume $a_i > c_i$, $\forall i$. Given price vector $\mathbf{p} = (p_1, \dots, p_n)^T$, consumption levels $\mathbf{x} = (x_1, \dots, x_n)^T$, and marginal costs $\mathbf{c} = (c_1, \dots, c_n)^T$, the monopoly firm's profit equals to $\Pi = \langle \mathbf{p} - \mathbf{c}, \mathbf{x} \rangle = \sum_{i=1}^n (p_i - c_i)x_i$.

In the following two-stage game, the multi-market monopolistic firm first chooses the price vector $\mathbf{p} = (p_1, \dots, p_n)^T$. (The possible price is regulated as we will specify later.) Then, after observing \mathbf{p} , all consumers independently and simultaneously choose their consumption bundles. We study the subgame perfect Nash equilibrium of this game.

Benchmark. First, we introduce the benchmark where any price vector is feasible. Denote the largest eigenvalue of \mathbf{G} as $\lambda_1(\mathbf{G})$. To guarantee the existence and uniqueness of equilibrium in the consumption stage, we have the following assumption.

Assumption 1 (Ballester et al., 2006) $1 - \delta \lambda_1(\mathbf{G}) > 0$.

Under Assumption 1, the following matrix is symmetric and positive definite:

$$\mathbf{H}(\mathbf{G}, \delta) := [\mathbf{I}_n - \delta \mathbf{G}]^{-1} = \mathbf{I}_n + \sum_{k \geq 1} \delta^k \mathbf{G}^k.$$

⁶Here we allow negative “consumption” and there are many examples like data (buy/sell), finance assets (buy/sell), houses (rent/let) and cars (rent/let)...

⁷See e.g., Candogan et al. (2012) and Bloch and Qu  rou (2013)

Then for any vector \mathbf{z} , the Katz-Bonacich centrality vector with weight z is defined as:

$$\mathbf{b}(\mathbf{G}, \delta, \mathbf{z}) := \mathbf{H}(\mathbf{G}, \delta)\mathbf{z}.$$

Unless stated otherwise, $\mathbf{H}(\mathbf{G}, \delta)$ is simplified as \mathbf{H} . Then given price \mathbf{p} , we focus on the interior consumption bundles and the first-order condition for consumer i gives

$$a_i - x_i + \delta \sum_{j=1}^n g_{ij}x_j - p_i = 0, \forall i \in \mathcal{N} \iff \mathbf{x}(\mathbf{p}) = [\mathbf{I}_n - \delta\mathbf{G}]^{-1}(\mathbf{a} - \mathbf{p}) = \mathbf{H}(\mathbf{a} - \mathbf{p}) \quad (2)$$

which represents the consumption vector given any price vector \mathbf{p} . Then the firm's profit function can be written as

$$\Pi(\mathbf{p}) := (\mathbf{p} - \mathbf{c})^T \mathbf{H}(\mathbf{a} - \mathbf{p}), \quad (3)$$

which is strictly concave under Assumption 1 as \mathbf{H} is symmetric and positive definite. The aggregate consumer surplus at a given price \mathbf{p} is defined as

$$V(\mathbf{p}) := \sum_{i \in \mathcal{N}} u_i(\mathbf{x}(\mathbf{p}); \mathbf{p}) = \frac{1}{2} \sum_{i \in \mathcal{N}} x_i(\mathbf{p})^2 = \frac{1}{2}(\mathbf{a} - \mathbf{p})^T \mathbf{H}^2(\mathbf{a} - \mathbf{p}). \quad (4)$$

where the second equality follows from Ballester et al. (2006).

In the benchmark case without any price regulation, there exists a unique price \mathbf{p}^{ur} maximizing firm's profit $\Pi(\mathbf{p})$. Solving the first-order condition $\nabla \Pi(\mathbf{p}) = \mathbf{0}$ yields

$$\mathbf{p}^{ur} := \frac{\mathbf{a} + \mathbf{c}}{2}. \quad (5)$$

This benchmark case, in the absence of price regulation has been investigated in prior studies, see, for example, Candogan et al. (2012) and Bloch and Qu  rou (2013). In particular, the price \mathbf{p}^{ur} is independent of the network spillover.

3 Feasible Set of Consumer Surplus and Profit

In this section, we focus on the most stringent form of regulation, where the regulator imposes fixed prices \mathbf{p} across all markets. This scenario is also interpreted in the literature as a characteristic intervention by a social planner. We characterize the entire set of feasible consumer surplus and profit pairs under price regulation, as well as its Pareto frontier.

As indicated in equations (3) and (4), the values of profit and consumer surplus are related to the intensity of spillovers δ . To facilitate a cross- δ comparison, we use the ratios of consumer surplus or profit to their respective benchmark values, rather than absolute

differences. Using ratios offers several advantages. First, ratios are unit-free, ensuring that proportional changes in intrinsic values \mathbf{a} and marginal costs \mathbf{c} do not influence the results. Moreover, as spillovers become very large—specifically, as δ approaches $1/\lambda_1$ —the use of ratios effectively mitigates the technical issue of consumer surplus and profit approaching infinity. This enables a more coherent analysis of the impact of price regulations.

Specifically, the ratios of consumer surplus and profit to the benchmark are defined as:

$$R_V(\mathbf{p}) := \frac{V(\mathbf{p})}{V(\mathbf{p}^{ur})} = \frac{(\mathbf{a} - \mathbf{p})^T \mathbf{H}^2 (\mathbf{a} - \mathbf{p})}{\left(\frac{\mathbf{a} - \mathbf{c}}{2}\right)^T \mathbf{H}^2 \left(\frac{\mathbf{a} - \mathbf{c}}{2}\right)}, \quad (6)$$

$$R_\Pi(\mathbf{p}) := \frac{\Pi(\mathbf{p})}{\Pi(\mathbf{p}^{ur})} = 1 - \frac{(\mathbf{p} - \mathbf{p}^{ur})^T \mathbf{H} (\mathbf{p} - \mathbf{p}^{ur})}{\left(\frac{\mathbf{a} - \mathbf{c}}{2}\right)^T \mathbf{H} \left(\frac{\mathbf{a} - \mathbf{c}}{2}\right)} \leq 1. \quad (7)$$

where we recall that $\mathbf{p}^{ur} = \frac{\mathbf{a} + \mathbf{c}}{2}$ from Equation (5). The regulator can mandate the firm to choose a fixed price \mathbf{p} . To characterize all achievable (R_V, R_Π) pairs for the regulator, we consider the following optimization problem with $\tau \in [0, 1]$ and $\gamma = \pm 1$ ⁸:

$$\begin{aligned} & \max_{\mathbf{p} \in \mathbb{R}^n} \gamma R_V(\mathbf{p}) \\ & s.t. \quad R_\Pi(\mathbf{p}) \geq \tau. \end{aligned} \quad (8)$$

We impose $\tau \geq 0$ to ensure that the firm's profit must be nonnegative. Given that the regulator guarantees a lower bound τ for the firm's profit, the solution of problem (8) identifies the highest (lowest) achievable consumer surplus when $\gamma = 1$ ($\gamma = -1$).⁹

Lemma 1 *Suppose Assumption 1 holds, the solution for problem (8) is characterized by:*

$$\mathbf{p}(\eta^\gamma) = \underbrace{\frac{\mathbf{a} + \mathbf{c}}{2}}_{\mathbf{p}^{ur}} - \frac{\eta^\gamma}{2 - \eta^\gamma} \underbrace{\left[\mathbf{I}_n - \frac{2\delta}{2 - \eta^\gamma} \mathbf{G} \right]^{-1} \frac{\mathbf{a} - \mathbf{c}}{2}}_{\mathbf{b}(\mathbf{G}, \frac{2\delta}{2 - \eta^\gamma}, \frac{\mathbf{a} - \mathbf{c}}{2})} \quad (9)$$

$$R_\Pi(\mathbf{p}(\eta^\gamma)) = \tau \quad (10)$$

where $\eta^+ \in [0, 2 - 2\delta\lambda_1)$ ($\eta^- \in [-\infty, 0]$) when $\gamma = +1$ ($\gamma = -1$).

At the optimal solution to problem (8), the gradient of consumer surplus must be parallel

⁸In the Appendix, we consider an alternative definition of consumer surplus, which is aligned with Armstrong and Vickers (2018). We solve the same problem and compare the results under these two definitions.

⁹Although a surplus maximizing regulator will never chose any other prices than the solution for $\gamma = 1$, we solve problem (8) for $\gamma = \pm 1$ to characterize all achievable (R_V, R_Π) in case the regulator cannot choose the desirable price freely.

to that of firm profit (see Figure 1 for a geometric illustration):

$$\underbrace{\gamma \mathbf{H}^2(\mathbf{a} - \mathbf{p})}_{\nabla_{\mathbf{p}} R_V(\mathbf{p})} = \mu \underbrace{\mathbf{H}(\mathbf{p}^{ur} - \mathbf{p})}_{\nabla_{\mathbf{p}} R_{\pi}(\mathbf{p})},$$

where μ is the shadow price associated with constraint on profit, i.e. $R_{\Pi}(\mathbf{p}) \geq \tau$. This equation is equivalent to

$$(\mu \mathbf{H}^{-1} - \gamma \mathbf{I}_n) \mathbf{p} = (\mu \mathbf{H}^{-1} - \gamma \mathbf{I}_n) \mathbf{p}^{ur} - \gamma \frac{\mathbf{a} - \mathbf{c}}{2},$$

which leads to equation (9) after changing variable $\eta^\gamma = 2\gamma/\mu$ and simplification. It shows that the solution is equal to the unrestricted price, \mathbf{p}^{ur} , adjusted by another term proportional to the Katz-Bonacich centrality. The adjustment term is positive (negative) for any η^+ (η^-). When $\gamma = 1$, from the regulator's perspective, increasing consumer surplus entails maximizing the squared sum of consumption levels, which requires lowering prices. Due to the presence of cross-market spillovers, larger price reductions in markets with higher centralities not only boost consumption within those markets but also amplify consumption in other markets via spillover effects. Consequently, the magnitude of price cuts is proportional to the Katz-Bonacich centrality.

To achieve the highest consumer surplus, the regulator must push the firm's profit to its lower bound, that is, the constraint in problem (8) should be binding, as indicated by equation (10). As the firm's profit lower bound, τ , decreases, η^+ will increase, which means the regulator can implement greater price cuts across all markets. Consequently, the maximum consumer surplus ratio, denoted by $R_V^+(\tau)$, also increases.¹⁰

In particular, when $\tau = 1$, implying no profit loss for the firm, the unique feasible price is \mathbf{p}^{ur} , associated with $\eta^+ = \eta^- = 0$. As τ decreases to 0, as discussed earlier, η^+ increases to an upper bound $\hat{\eta}^+ < 2 - 2\delta\lambda_1$ ¹¹ determined by $R_{\Pi}(\mathbf{p}(\hat{\eta}^+)) \equiv 0$ while η^- decreases to $-\infty$, with the corresponding $\mathbf{p}(-\infty) = \mathbf{a}$ and $R_V = 0$. These scenarios are illustrated by black and green points in Figures 1 and 2.

We apply the spectral decomposition approach in Galeotti et al. (2020) and Chen et al. (2022) to further examine the adjustment part. The symmetric real matrix \mathbf{G} admits the following decomposition:

$$\mathbf{G} = \mathbf{W} \mathbf{\Lambda} \mathbf{W}^T,$$

¹⁰The reasoning is analogous when $\gamma = -1$, i.e., when minimizing consumer surplus. In this case, the regulator increases prices proportionally to the Katz-Bonacich centrality while still ensuring that the firm's profit reaches its lower bound.

¹¹As η^+ approaches $2 - 2\delta\lambda_1$, $\mathbf{p}(\eta^+)$ approaches $-\infty$ and the resulting R_V approaches ∞ . By monotonicity, the upper bound $\hat{\eta}^+ < 2 - 2\delta\lambda_1$.

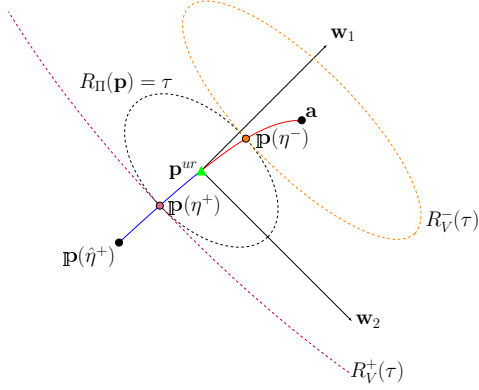


Figure 1: Deriving feasible set

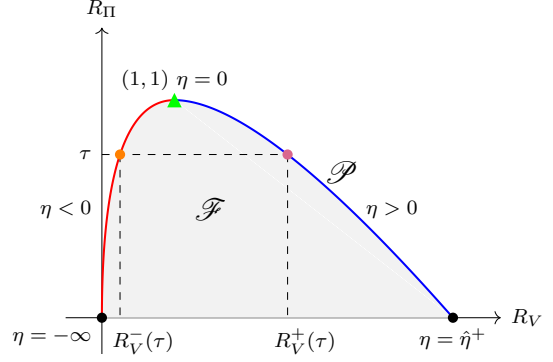


Figure 2: Feasible (R_V, R_Π)

where $\mathbf{\Lambda}$ is a diagonal matrix whose diagonal elements $\Lambda_{ii} = \lambda_i$ are the eigenvalues of \mathbf{G} ordered as $\lambda_1 \geq \dots \geq \lambda_n$. Also, \mathbf{W} is an orthogonal matrix, whose i th column \mathbf{w}_i is the corresponding eigenvector associated with λ_i which is normalized as $\|\mathbf{w}_i\|_2 = 1$. Then equation (9) can be rewritten as

$$\mathbf{p}(\eta^\gamma) = \mathbf{p}^{ur} - \frac{\eta^\gamma}{2 - \eta^\gamma} \mathbf{W} [\mathbf{I}_n - \frac{2\delta}{2 - \eta^\gamma} \mathbf{\Lambda}]^{-1} \mathbf{W}^T \mathbf{a} - \mathbf{c}. \quad (11)$$

Following Galeotti et al. (2020), for any vector \mathbf{z} , denote $\hat{z}_i := \langle \mathbf{w}_i, \mathbf{z} \rangle$ as the coordinate of this vector in the eigenspace of \mathbf{G} . Then equation (11) becomes simpler:

$$\hat{\mathbf{p}}_i(\eta^\gamma) = \hat{p}_i^{ur} - \underbrace{\frac{\eta^\gamma}{2 - 2\delta\lambda_i - \eta^\gamma}}_{\rho_i(\eta^\gamma)} \frac{\hat{a}_i - \hat{c}_i}{2}, \quad i = 1, \dots, n.$$

In particular, in the adjustment (the second term) of the price in the eigenspace, the first component, $(\hat{a}_i - \hat{c}_i)/2$, referred to as the “status quo effect”, reflects the correlation between the initial $\mathbf{a} - \mathbf{p}^{ur}$ and the i th eigenvector \mathbf{w}_i . A stronger correlation with the status quo results in a larger impact on the adjustment, given the convexity of R_V in the eigenspace. The absolute value of the second component, $|\rho_i(\eta^\gamma)|$, decreases with i . Intuitively, directions associated with larger eigenvalues (corresponding to smaller i) carry greater weights, leading to more substantial changes in R_V along these directions. This leads to larger weights, $|\rho_i(\eta^\gamma)|$, for these directions.

A direct implication of Lemma 1 is the feasible set of (R_V, R_Π) for the price regulator, which is defined as:

$$\mathcal{F} := \{(R_V(\mathbf{p}), R_\Pi(\mathbf{p})) : \mathbf{p} \in \mathbb{R}^n, R_\Pi(\mathbf{p}) \geq 0\}.$$

As illustrated in Figures 1 and 2, given $R_{\Pi}(\mathbf{p}) = \tau$, there are two prices $\mathbf{p}(\eta^+)$ and $\mathbf{p}(\eta^-)$ satisfying equations (9) and (10). The induced consumer surplus ratios are denoted as

$$R_V^+(\tau) \equiv R_V(\mathbf{p}(\eta^+)) \quad R_V^-(\tau) \equiv R_V(\mathbf{p}(\eta^-)),$$

which represents the highest and lowest level for R_V given $R_{\Pi} = \tau$ and all ratios in between are achievable. Then we vary $\tau \in [0, 1]$ to obtain the feasible set.

Proposition 1 *The feasible set of (R_V, R_{Π}) for the price regulator can be characterized as:*

$$\mathcal{F} = \bigcup_{\tau \in [0, 1]} [R_V^-(\tau), R_V^+(\tau)] \times \{\tau\}. \quad (12)$$

In particular, we have the Pareto frontier:

$$\mathcal{P} = \{(R_V^+(\tau), \tau) : \tau \in [0, 1]\}. \quad (13)$$

The feasible set \mathcal{F} represents all achievable pairs of (R_V, R_{Π}) by mandating the firm to choose a fixed price \mathbf{p} . With complete information, however, the regulator will always select prices that correspond to the Pareto frontier \mathcal{P} . The Pareto frontier can also be understood from several other perspectives, which we will elaborate below.

Relation to Ramsey pricing. The Pareto frontier is closely related to the Ramsey pricing problem:

$$\max_{\mathbf{p} \in \mathbb{R}^n} \Pi(\mathbf{p}) + \eta^+ V(\mathbf{p}). \quad (14)$$

The objective function is a quadratic function and the quadratic coefficient matrix is

$$\eta^+ \mathbf{H}^2 - 2\mathbf{H} = -\mathbf{H}^2[(2 - \eta^+)\mathbf{I}_n - \delta\mathbf{G}]$$

which is negative definite. Therefore, the solution of problem (14) is identified by the first order condition:

$$[\eta^+ \mathbf{H}^2 - 2\mathbf{H}]\mathbf{p} = [\eta^+ \mathbf{H}^2 - 2\mathbf{H}]\mathbf{p}^{ur} + \eta^+ \mathbf{H}^2 \frac{\mathbf{a} - \mathbf{c}}{2}.$$

After simplification, we find that:

Remark 1 *For $\eta^+ \in [0, \hat{\eta}^+]$, the solution for problem (14) is exactly $\mathbf{p}(\eta^+)$. Therefore, the induced ratios locate on the Pareto frontier \mathcal{P} .*

To see the equivalence between the solutions of problems (8) and (14) and the Pareto effi-

ciency, note that problem (14) is equivalent to:

$$\max_{\mathbf{p} \in \mathbb{R}^n} R_{\Pi}(\mathbf{p}) + \frac{\eta^+ V(\mathbf{p}^{ur})}{\Pi(\mathbf{p}^{ur})} R_V(\mathbf{p}).$$

The value of the objective function is the intercept of a line through $(R_V(\mathbf{p}), R_{\Pi}(\mathbf{p})) \in \mathcal{F}$ with slope $-\frac{\eta^+ V^{ur}}{\Pi^{ur}}$. Intuitively, this line is tangent to the Pareto frontier and the tangent point is the induced optimal ratios, as illustrated in Figure 3.

Therefore, the parameter η^+ can be interpreted as the Pareto weight. As this weight (favoring consumer surplus) increases, the optimal consumer surplus rises while the firm's profit declines, which is equivalent to reducing τ in problem (8). This reflects the regulator placing greater emphasis on consumer surplus in both scenarios.

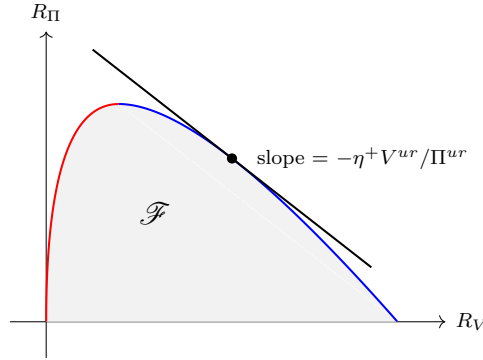


Figure 3: Ramsey pricing

So far, the decision maker in problems (8) and (14) has been the price regulator, who mandates the firm to adopt a specific price. This price is determined either to maximize consumer surplus while ensuring a minimum profit level for the firm or to maximize a weighted sum of consumer surplus and profit. Next, we present an alternative perspective on problem (8), where the firm chooses the price while following a lower bound on consumer surplus set by the regulator. In particular, we have the following observation to interpret the Pareto frontier in another way.

Remark 2 For $\tau \in [0, 1]$, the unique solution for the following problem is exactly $\mathbf{p}(\eta^+)$:

$$\begin{aligned} \max_{\mathbf{p} \in \mathbb{R}^n} R_{\Pi}(\mathbf{p}) \\ \text{s.t. } R_V(\mathbf{p}) \geq R_V^+(\tau) \end{aligned} \tag{15}$$

where $R_V(\mathbf{p}(\eta^+)) = R_V^+(\tau)$, $R_{\Pi}(\mathbf{p}(\eta^+)) = \tau$.

This observation is straightforward: as shown in Figure 2, all feasible prices for problem

(15) result in ratios located to the right of the vertical dashed line at $R_V^+(\tau)$. The maximum profit ratio is τ and is uniquely achieved by the Pareto optimal price $\mathbf{p}(\eta^+)$ according to Proposition 1.

4 General Price Regulations

The previous section assumes that the regulator has the authority to mandate a fixed price \mathbf{p} . However, in practice, price regulators typically do not have such extensive powers and can only impose a more general feasible set K , from which prices can be chosen freely from firms. In this section, we therefore analyze the effects of more flexible forms of price regulation. First, we make the following technical assumption on K .

Assumption 2 *The set of feasible prices K is non-empty, closed, and convex.*¹²

There are three commonly used types of the feasible set K :

1. Regulations on price floors and ceilings:

$$K = \mathcal{B}(\underline{\mathbf{p}}, \bar{\mathbf{p}}) := \{\mathbf{p} \leq \bar{\mathbf{p}} : \text{where, } -\infty \leq \underline{p}_i \leq \bar{p}_i \leq +\infty, \forall i\}.$$

This type includes the following special cases:

- (a) No price constraints: $K = \mathbb{R}^n$, which is the benchmark.
- (b) Zero lower bound: $\underline{p}_i = 0, \forall i \in \mathcal{N}$ (see Bisceglia and Tirole (2024)).¹³
- (c) Fixed prices in some, not but all, markets: given a subset of markets $\mathcal{S} \subseteq \mathcal{N}$, the regulator mandates the firm to set a fixed price vector $\tilde{\mathbf{p}}_{\mathcal{S}}$ in these markets. Therefore, $\underline{p}_i = \bar{p}_i = \tilde{p}_i$ for $i \in \mathcal{S}$ and $\underline{p}_i = -\infty, \bar{p}_i = \infty$ for $i \in \mathcal{N} \setminus \mathcal{S}$.

2. Regulation on price difference:

$$K = \mathcal{D}_{\Delta} := \{\mathbf{p} \in \mathbb{R}^n : |p_i - p_j| \leq \Delta_{ij}, \forall i, j \in \mathcal{N}\}$$

where $\Delta = (\Delta_{ij}) \geq 0$ is a square matrix. These restrictions limit price differences across markets¹⁴. Examples include:

¹²Observe that $\mathbf{x}(\mathbf{p}) = [\mathbf{I}_n - \delta \mathbf{G}]^{-1}(\mathbf{a} - \mathbf{p})$ is linear in \mathbf{p} . Therefore, requiring the feasible set of prices to be convex is equivalent to requiring the feasible set of allocations to also be convex, as the regulator permits any convex combination of two feasible consumption bundles.

¹³They impose this constraint to addresses the issue of arbitrage for certain digital goods. Negative prices can be exploited by bots or uninterested consumers, who may claim payments while providing valueless data, ultimately harming the seller.

¹⁴In Yang et al. (2024), such regulations stem from fairness concerns.

- (a) Uniform pricing: $\Delta_{ij} \equiv 0$ for all $i, j \in \mathcal{N}$, considered in Candogan et al. (2012) and Chen et al. (2018).
- (b) Coarse pricing: given a partition of \mathcal{N} , regulators mandate uniform pricing within each block of the partition. This means $\Delta_{ij} = 0$ for all i, j within the same block, generalizing uniform pricing.

3. Regulation on average prices:

$$K = \mathcal{E}_{\boldsymbol{\theta}, M} := \{\mathbf{p} \in \mathbb{R}^n : \langle \boldsymbol{\theta}, \mathbf{p} \rangle \leq M\}$$

where $M \in \mathbb{R}$ and $\boldsymbol{\theta} \in \Theta := \{\boldsymbol{\theta} \in \mathbb{R}_+^n : \sum_{i=1}^n \theta_i = 1\}$. This regulation ensures that the weighted average price does not exceed M . (see Armstrong and Vickers, 1991).

Now we solve the firm's optimal price under general price regulations. Recall that $\mathbf{H} := [\mathbf{I}_n - \delta \mathbf{G}]^{-1}$ is positive definite under Assumption 1. Therefore, we can define the \mathbf{H} -inner product $\langle \mathbf{z}, \hat{\mathbf{z}} \rangle_{\mathbf{H}} := \mathbf{z}^T \mathbf{H} \hat{\mathbf{z}}$ for any vectors $\mathbf{z}, \hat{\mathbf{z}} \in \mathbb{R}^n$ and the induced norm $\|\cdot\|_{\mathbf{H}}$. Then the firm's profit function can be rewritten as

$$\Pi(\mathbf{p}) = (\mathbf{p} - \mathbf{c})^T \mathbf{H}(\mathbf{a} - \mathbf{p}) = \Pi(\mathbf{p}^{ur}) - (\mathbf{p} - \mathbf{p}^{ur})^T \mathbf{H}(\mathbf{p} - \mathbf{p}^{ur}) = \Pi(\mathbf{p}^{ur}) - \|\mathbf{p} - \mathbf{p}^{ur}\|_{\mathbf{H}}^2$$

where $\|\mathbf{p} - \mathbf{p}^{ur}\|_{\mathbf{H}}^2$ represents the firm's profit loss, as the price regulation causes the price to deviate from \mathbf{p}^{ur} . The next result characterizes firm's optimal constrained pricing decision:

Lemma 2 *If Assumptions 1 and 2 hold, the firm's optimal price \mathbf{p}^* is the unique projection of \mathbf{p}^{ur} onto K under the \mathbf{H} -norm¹⁵:*

$$\mathbf{p}^* := \arg \max_{\mathbf{p} \in K} \Pi(\mathbf{p}) = \arg \min_{\mathbf{p} \in K} \|\mathbf{p} - \mathbf{p}^{ur}\|_{\mathbf{H}}^2. \quad (16)$$

To analyze how equilibrium prices are influenced by the network structure and the intensity of spillovers, we again apply the spectral decomposition of \mathbf{G} :

$$\|\mathbf{p} - \mathbf{p}^{ur}\|_{\mathbf{H}}^2 = (\mathbf{p} - \mathbf{p}^{ur})^T [\mathbf{I}_n - \delta \mathbf{G}]^{-1} (\mathbf{p} - \mathbf{p}^{ur}) = \sum_{i=1}^n \frac{(\hat{p}_i - \hat{p}_i^{ur})^2}{1 - \delta \lambda_i} \quad (17)$$

where recall that $\hat{z}_i = \langle \mathbf{w}_i, \mathbf{z} \rangle$ for any vector \mathbf{z} . Geometrically, the isoprofit curve forms an ellipsoid, with a larger weights, $(1 - \delta \lambda_i)^{-1}$, assigned to directions associated with a larger eigenvalue λ_i , as illustrated in Figure 4.

¹⁵For independent markets ($\delta = 0$), it becomes the standard projection under ℓ^2 -norm.

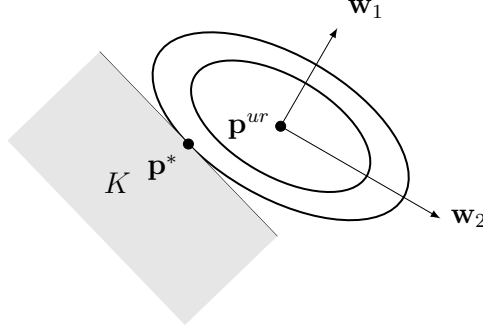


Figure 4: Isoprofit curves and optimal pricing

4.1 The Impact of Price Regulations

Recall that under Assumptions 1 and 2, the equilibrium price with price regulation K equals $\mathbf{p}^* = \arg \min_{\mathbf{p} \in K} \|\mathbf{p} - \mathbf{p}^{ur}\|_{\mathbf{H}}^2$. We denote the induced profit ratio as $\tau^* \equiv R_{\Pi}(\mathbf{p}^*)$. Then Proposition 1 directly imply the bound of the consumer surplus ratio in equilibrium.

Observation 1 *If Assumptions 1 and 2 hold, the equilibrium consumer surplus ratio:*

$$R_V(\mathbf{p}^*) \in [R_V^-(\tau^*), R_V^+(\tau^*)].$$

Without any specific structure of K , we may just get this rough estimation of the equilibrium consumer surplus ratio. A natural question we care about is that what price regulation K may result in equilibrium ratios on the Pareto frontier. In Lemma 1, we show that the Pareto optimal prices belong to the family $\mathbf{p}(\eta^+)$. Here we define a weight vector correspond to this price vector and a halfspace:

$$\boldsymbol{\iota}(\eta^+) := [\mathbf{I}_n - \delta \mathbf{G}]^{-1} [\mathbf{I}_n - \frac{2\delta}{2 - \eta^+} \mathbf{G}]^{-1} (\mathbf{a} - \mathbf{c}) > \mathbf{0}, \quad (18)$$

$$\mathcal{H}(\eta^+) := \{\mathbf{p} \in \mathbb{R}^n : \langle \boldsymbol{\iota}(\eta^+), \mathbf{p} \rangle \leq \langle \boldsymbol{\iota}(\eta^+), \mathbf{p}(\eta^+) \rangle\}. \quad (19)$$

The following lemma provides the necessary and sufficient condition for a price regulation to achieve Pareto optimality.

Lemma 3 *If Assumptions 1 and 2 hold, the equilibrium ratios $(R_V(\mathbf{p}^*), R_{\Pi}(\mathbf{p}^*))$ locate on the Pareto frontier \mathcal{P} if and only if $\exists \eta^+ \in [0, \hat{\eta}^+]$ such that $\mathbf{p}(\eta^+) \in K$, and $K \subseteq \mathcal{H}(\eta^+)$.*

Lemma 3 can be interpreted geometrically. As illustrated in Figure 5, at a Pareto optimal price $\mathbf{p}(\eta^+)$, the indifference curves of profit and surplus are tangent. Consequently, $\boldsymbol{\iota}(\eta^+)$ represents the gradient, and $\mathcal{H}(\eta^+)$ corresponds to the lower half-space defined by the

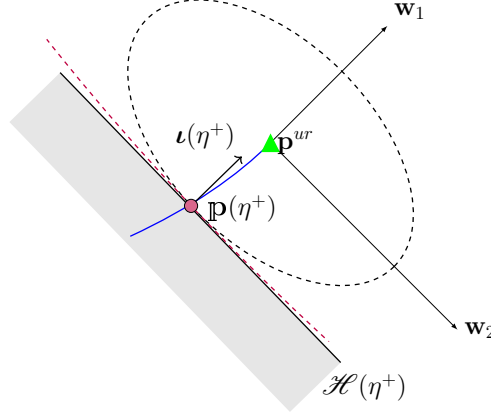


Figure 5: Pareto optimality of price regulations

tangent plane. Since the feasible price set K is convex, for the equilibrium price \mathbf{p}^* to coincide with $\mathbf{p}(\eta^+)$, the tangent plane must also be a supporting plane of K at \mathbf{p}^* , precisely the condition stated in Lemma 3. Intuitively, for K to achieve the Pareto frontier in equilibrium, it must not only include a price in the Pareto optimal family but also ensure that all other prices in K exhibit a lower average level weighted by $\boldsymbol{\iota}(\eta^+)$.

We then apply this result to several commonly used price regulations introduced at the beginning of Section 4. The following theorem characterizes the efficiency of outcomes under different price regulation regimes.

Theorem 1 *For a given δ , the following table summarizes outcomes under different price regulations:*

Price regulation	Outcome
\mathcal{D}_Δ	Pareto inefficient
$\mathcal{E}_{\theta,M}$	Pareto inefficient, generically ¹⁶
$\mathcal{B}(\underline{\mathbf{p}}, \bar{\mathbf{p}})$	Pareto inefficient, generically ¹⁷

Table 1: Outcomes under different price regulations

For \mathcal{D}_Δ , only the relative level of prices are restricted. Therefore, the firm retains flexibility in adjusting the absolute price levels. As a result, such feasible sets cannot be contained within any halfspace $\mathcal{H}(\eta^+)$ and, by Lemma 3, are always Pareto inefficient. For restriction on average price, i.e. $\mathcal{E}_{\theta,M}$, the feasible set itself is a half-space. According to Lemma 3, the Pareto frontier is achieved only if this half-space coincides with $\mathcal{H}(\eta^+)$, which is generally

¹⁶It is Pareto efficient if and only if $\exists \eta^+$, s.t. $\mathcal{E}_{\theta,M} = \mathcal{H}(\eta^+)$, which holds non-generically in $\mathbb{R}_+^n \times \mathbb{R}$.

¹⁷It is Pareto efficient if and only if $\exists \eta^+$, s.t. $\bar{\mathbf{p}} = \mathbf{p}(\eta^+)$, which holds non-generically.

not the case. Finally, for feasible sets with price floors and ceilings, a Pareto efficient equilibrium can only be achieved if the upper bound coincides with a Pareto optimal price $\mathbf{p}(\eta^+)$. Otherwise, the set either does not include any Pareto optimal price or cannot be contained within $\mathcal{H}(\eta^+)$, as the upper bound would lie outside of it. The formal proof of Theorem 1 is provided in Appendix A.5.

In the seminal paper by Aguirre et al. (2010), the authors compare third-degree price discrimination with uniform pricing, providing general conditions on demand curvatures under which such price discrimination by a monopoly increases or decreases output and welfare. However, there are no cross-market spillovers in their set up. Chen et al. (2018) did the same comparison with demand spillovers under a general framework, including oligopoly and monopoly. This paper differs from the previous studies by using price discrimination as the benchmark. Due to the absence of closed-form solutions, analytical comparisons of profit and consumer surplus between cases with and without price regulations may be intractable. Nevertheless, we provide the above results concerning the efficiency of these price regulations.

As Theorem 1 demonstrates, commonly implemented price regulations are generally Pareto inefficient, prompting regulators to explore the design of more efficient policies. While sufficient and necessary conditions for achieving the Pareto frontier through price regulation are known in Lemma 3, several significant challenges persist. First, verifying these conditions requires complete information about the spillover intensity δ , network structure \mathbf{G} , consumers' intrinsic values \mathbf{a} , and firms' marginal costs \mathbf{c} —a level of detail that is often impractical and costly to obtain. Furthermore, both the Pareto frontier and the associated conditions are highly sensitive to variations in δ .

4.2 Large spillovers

In this section, we consider the limit scenario as δ approaches the upper bound $1/\lambda_1$. We first characterize the limit of the two ratios. Given that the network \mathbf{G} is connected, the normalized eigenvector corresponding to the largest eigenvalue is unique and positive, known as the eigenvector centrality \mathbf{w}_1 ¹⁸. Next, we define an affine function $\mathcal{A} : \mathbb{R}^n \rightarrow \mathbb{R}$:

$$\mathcal{A}(\mathbf{p}) := \frac{\langle \mathbf{w}_1, \mathbf{p} - \mathbf{p}^{ur} \rangle}{\langle \mathbf{w}_1, \frac{\mathbf{a} - \mathbf{c}}{2} \rangle}. \quad (20)$$

Since \mathbf{w}_1 is a positive vector, $\langle \mathbf{w}_1, \mathbf{p} \rangle$ can be seen as the average level for \mathbf{p} using weights \mathbf{w}_1 ¹⁹. Then \mathcal{A} maps a price vector \mathbf{p} to its average difference with \mathbf{p}^{ur} normalized by $\langle \mathbf{w}_1, \frac{\mathbf{a} - \mathbf{c}}{2} \rangle$.

¹⁸See, e.g., Bonacich (1972) and Jackson (2008).

¹⁹Unless otherwise specified, the “average” in this subsection refers to the weighted average with the eigenvector centrality \mathbf{w}_1 as the weight.

Larger average price results in a higher difference \mathcal{A} and vice versa. Also we can calculate the gradient of \mathcal{A} with respect to the price vector \mathbf{p} : $\nabla_{\mathbf{p}}\mathcal{A}(\mathbf{p}) = \frac{\mathbf{w}_1}{\langle \mathbf{w}_1, \frac{\mathbf{a}-\mathbf{c}}{2} \rangle}$, which means that \mathcal{A} changes with the greatest rate in the direction of \mathbf{w}_1 , as illustrated in Figure 6a.

Then, the ratios in the limit have the following characterization:

Lemma 4 *If Assumptions 1 and 2 hold, fix a price \mathbf{p} , the following statement holds:*

$$\begin{aligned}\bar{R}_{\Pi}(\mathbf{p}) &:= \lim_{\delta \rightarrow 1/\lambda_1} R_{\Pi}(\mathbf{p}) = 1 - \mathcal{A}(\mathbf{p})^2, \\ \bar{R}_V(\mathbf{p}) &:= \lim_{\delta \rightarrow 1/\lambda_1} R_V(\mathbf{p}) = (1 - \mathcal{A}(\mathbf{p}))^2.\end{aligned}$$

Unlike the fixed δ case discussed in the previous section, the ratios in the limit are fully determined by the sufficient statistic $\mathcal{A}(\mathbf{p})$. Specifically, for two different price vectors \mathbf{p} and $\hat{\mathbf{p}}$, if $\mathcal{A}(\mathbf{p}) = \mathcal{A}(\hat{\mathbf{p}})$, then the corresponding ratios are identical in the limit. It is worth noting that the set of prices yielding the same value of \mathcal{A} forms a hyperplane, which is an $(n-1)$ dimensional space, thereby reducing the complexity of the ratios to a single dimension. Moreover, $\mathcal{A}(\mathbf{p})$ relies on less information about the network structure, requiring only a summary statistic—the eigenvector centrality—instead of the entire network configuration.

Remark 3 *When δ is sufficiently large, total welfare is primarily determined by consumer surplus. To see this, apply the spectral decomposition to equations (3) and (4). As $\delta \rightarrow 1/\lambda_1$, the profit approaches infinity at an order of $(1/\lambda_1 - \delta)^{-1}$ while the consumer surplus approaches infinity at a order of $(1/\lambda_1 - \delta)^{-2}$.*

Lemma 4 also indicates that the feasible set \mathcal{F} reduces to a curve in the limit, which can be parameterized as

$$\bar{\mathcal{F}} := \{((1 - \mathcal{A})^2, 1 - \mathcal{A}^2) : \mathcal{A} \in [-1, 1]\}.^{20} \quad (21)$$

When the average price exceeds the unrestricted level ($\mathcal{A}(\mathbf{p}) \in (0, 1]$), as illustrated by the red region in Figure 6, both ratios fall below 1, indicating that such pricing harms both consumers and the firm, making it *Pareto inefficient*. When the two prices are the same in average ($\mathcal{A}(\mathbf{p}) = 0$, the green region), then neither profit nor consumer surplus is affected, so this scenario is called *neutral*. The blue region corresponds to scenarios where the average price is below the unrestricted level. Here, $\mathcal{A}(\mathbf{p}) \in [-1, 0)$, resulting in positive profit losses for the firm but improved outcomes for consumers, as the consumer surplus ratio exceeds 1. Therefore, this scenario is called *Pareto efficient*.

²⁰For the same reason as in Section 3 we focus on prices leading to $\bar{R}_{\Pi} \geq 0$, i.e., $\mathcal{A}(\mathbf{p}) \in [-1, 1]$.

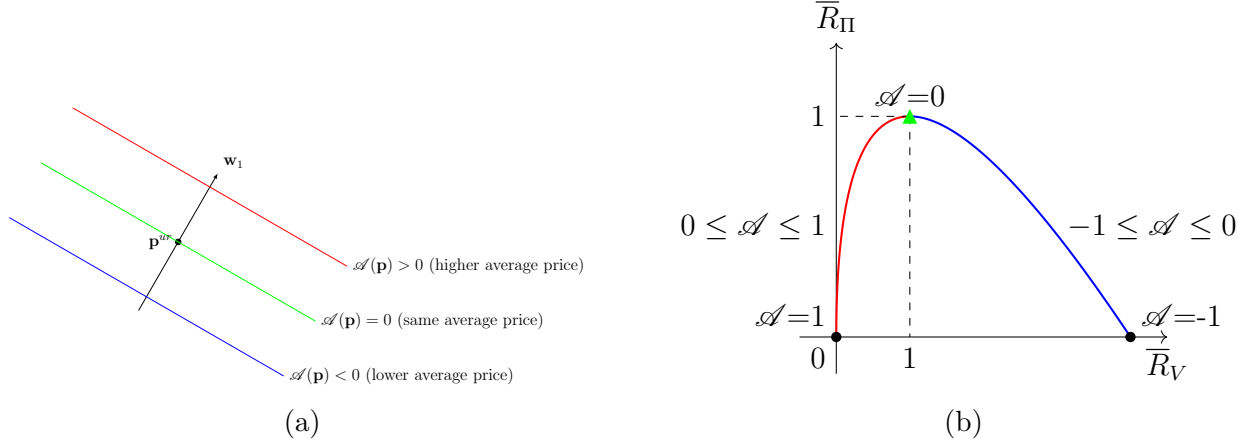


Figure 6: Panel 6a illustrates the values of $\mathcal{A}(\mathbf{p})$ and its variation. Panel 6b shows the relationship between \bar{R}_V and \bar{R}_Π .

Unlike a fixed price, the firm's optimal price \mathbf{p}^* under regulation K , characterized in Lemma 2, varies with δ . To highlight this dependency, we denote the optimal price at δ as $\mathbf{p}^*(\delta)$. Consequently, the ratios in the limit are no longer determined solely by the sufficient statistic $\mathcal{A}(\mathbf{p})$ but are instead replaced by its limit, $\mathcal{A}^* := \lim_{\delta \rightarrow 1/\lambda_1} \mathcal{A}(\mathbf{p}^*(\delta))$. We show that $\mathcal{A}^* = \arg \min_{z \in \mathcal{A}(K)} |z|$, where the firm can be interpreted as maximizing profit in the limit, $\bar{R}_\Pi(\mathbf{p}) = 1 - \mathcal{A}(\mathbf{p})^2$. Furthermore, the equilibrium ratios in the limit, \bar{R}_Π^* and \bar{R}_V^* , are obtained by substituting $\mathcal{A}(\mathbf{p})$ with \mathcal{A}^* in Lemma 4.²¹

In particular, consider the set of all images of K , denoted as $\mathcal{A}(K)$. When $\mathcal{A}(K) \subseteq (0, \infty)$, all prices in K are excessively high on average. In this case, the firm chooses the lowest level, $\min \mathcal{A}(K) > 0$, leading to a Pareto inefficient outcome, as both the firm and consumers incur losses. When $0 \in \mathcal{A}(K)$, there exists a price in K that equals the unrestricted price \mathbf{p}^{ur} on average. Such price regulation is neutral, since it has no impact on either the firm or consumers in the limit. Finally, when $\mathcal{A}(K) \subseteq (-\infty, 0)$, all prices in K are sufficiently low on average. The firm chooses the highest level, $\max \mathcal{A}(K) < 0$, which causes profit losses for the firm while benefiting consumers, resulting in a Pareto efficient outcome. Table 2 summarizes these three scenarios.

Pareto inefficient	Neutral	Pareto efficient
$\mathcal{A}(K) \subseteq (0, \infty)$	$0 \in \mathcal{A}(K)$	$\mathcal{A}(K) \subseteq (-\infty, 0)$
$\mathcal{A}^* = \min \mathcal{A}(K) > 0$	$\mathcal{A}^* = 0$	$\mathcal{A}^* = \max \mathcal{A}(K) < 0$
$\bar{R}_\Pi^* < 1, \bar{R}_V^* < 1$	$\bar{R}_\Pi^* = \bar{R}_V^* = 1$	$\bar{R}_\Pi^* < 1, \bar{R}_V^* > 1$

Table 2: Three scenarios

²¹The formal proof is provided in Appendix A.6, Part II.

Although the neutral case is, by definition, also Pareto efficient, we distinguish it from the Pareto efficient case. In the previous section where δ is fixed, we did not make this distinction because the only price leading to the neutral case is \mathbf{p}^{ur} , which is rather trivial. However, as δ increases and approaches the upper bound, $1/\lambda_1$, the situation changes. Specifically, as long as there exists a $\mathbf{p} \in K$ that equals \mathbf{p}^{ur} on average, i.e. $\mathcal{A}(\mathbf{p}) = 0$, ratios will converge to the neutral case. This distinction is important because it highlights that when δ becomes sufficiently large, price regulations may have negligible effects. Consequently, we separate the neutral case from the broader Pareto efficient case. We then establish parallel results to Theorem 1, which shows the outcomes under different price regulations in the limit.

Theorem 2 *As $\delta \rightarrow 1/\lambda_1$, the table below summarizes equilibrium outcomes in the limit under different price regulations.*

Price regulation	Outcome in the limit
\mathcal{D}_Δ	Neutral
$\mathcal{E}_{\theta, M}$	Neutral, generically ²²
$\mathcal{B}(\underline{\mathbf{p}}, \bar{\mathbf{p}})$	Neutral, under mild conditions ²³

Table 3: Outcomes in the limit under different price regulations

For \mathcal{D}_Δ , the intuition is quite similar as in Theorem 1. The firm can freely adjust the absolute price levels. We use it as an illustrative example to discuss more specifically. For any feasible price vector $\mathbf{p} \in \mathcal{D}_\Delta$, $\mathbf{p} + t\mathbf{1}_n$ also belongs to \mathcal{D}_Δ , for any $t \in \mathbf{R}$. Note that $\langle \mathbf{w}_1, \mathbf{1}_n \rangle \neq 0$ since $\mathbf{w}_1 > \mathbf{0}$. Therefore, there exists t such that $\langle \mathbf{w}_1, \mathbf{p} + t\mathbf{1}_n \rangle = \langle \mathbf{w}_1, \mathbf{p}^{ur} \rangle$, meaning there exists price in \mathcal{D}_Δ which equals \mathbf{p}^{ur} on average, i.e. $0 \in \mathcal{A}(K)$. Therefore such price regulation is approximately neutral. As shown in Figure 7 for the two-market case, \mathcal{D}_Δ always intersects with the line $\langle \mathbf{w}_1, \mathbf{p} - \mathbf{p}^{ur} \rangle = 0$ as discussed above.

For restrictions on the average price, if the weight θ is not parallel to \mathbf{w}_1 , the two hyperplane, $\langle \mathbf{w}_1, \mathbf{p} \rangle = \langle \mathbf{w}_1, \mathbf{p}^{ur} \rangle$ and $\langle \theta, \mathbf{p} \rangle = M$, must intersect. This implies the existence of a feasible price that equals to \mathbf{p}^{ur} on average, making the regulation approximately neutral. However, if the weight is parallel to \mathbf{w}_1 , the regulator can adjust the cap M to approach any desired point on the Pareto frontier in the limit.

For regulations on price floors and ceilings, $\mathcal{B}(\underline{\mathbf{p}}, \bar{\mathbf{p}})$, neutrality in the limit is achieved if the lower bound is not too high and the upper bound is not too low—specifically, if $\langle \mathbf{w}_1, \underline{\mathbf{p}} \rangle \leq \langle \mathbf{w}_1, \mathbf{p}^{ur} \rangle \leq \langle \mathbf{w}_1, \bar{\mathbf{p}} \rangle$. Under these conditions, there exists a feasible price with the

²²It is neutral if $\theta \not\propto \mathbf{w}_1$, which is generically satisfied.

²³In particular, $\langle \mathbf{w}_1, \underline{\mathbf{p}} \rangle \leq \langle \mathbf{w}_1, \mathbf{p}^{ur} \rangle \leq \langle \mathbf{w}_1, \bar{\mathbf{p}} \rangle$.

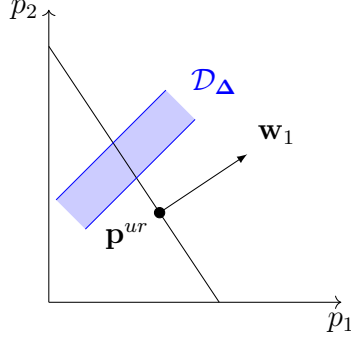


Figure 7: Illustration for D_Δ

same average level as \mathbf{p}^{ur} , making the regulation neutral in the limit. The detailed proof and further illustrations of Theorem 2 are provided in Appendix A.7.

Theorem 1 asserts that commonly implemented price regulations are generally Pareto inefficient, while Theorem 2 indicates their neutrality in the limit, a special case of Pareto efficiency. To reconcile this “inconsistency”, we examine the limiting process in detail. To be clear, given δ , we define $\tau^*(\delta) := R_\Pi(\mathbf{p}^*(\delta))$ and let the corresponding Pareto optimal surplus ratio be $R_V^+(\tau^*(\delta))$.²⁴ Then there is a gap between the equilibrium surplus ratio and the Pareto optimal ratio:

$$Gap(\delta) := R_V^+(\tau^*(\delta)) - R_V(\mathbf{p}^*(\delta)).$$

Proposition 2 *Suppose Assumptions 1 and 2 hold, if the price regulation is neutral in the limit,²⁵ then*

$$\lim_{\delta \rightarrow 1/\lambda_1} Gap(\delta) = 0.$$

Theorems 1 implies that for any fixed δ , $Gap(\delta) > 0$ holds generically for commonly used price regulations. However, Proposition 2 states that while this gap is positive, it diminishes as δ increases, approaching zero in the limit. This result aligns with Theorem 2, which further implies that both equilibrium surplus ratio and the corresponding Pareto optimal surplus ratio converge to 1 in the limit.

²⁴The meaning of these notations are the same as in Section 4.1, with δ here to emphasize the dependency.

²⁵This also applies for Pareto efficient price regulations and we show this in the proof in Section A.8.

5 Revisiting welfare implications of price discrimination

Among all price regulations, uniform pricing is a special one, which completely bans price discrimination. Therefore, we analyze in detail the impact of mandating uniform pricing here. For any $\mathbf{z} \in \mathbb{R}^n$, define the demeaned vector as

$$\tilde{\mathbf{z}} := \mathbf{z} - \frac{\langle \mathbf{z}, \mathbf{1} \rangle}{n} \mathbf{1}.$$

Note that $\tilde{\mathbf{z}} = \mathbf{0}$ if and only if \mathbf{z} is proportional to $\mathbf{1}$. Then, throughout this section, we impose the following assumption.

Assumption 3 $\mathbf{c} = \mathbf{0}$, $\tilde{\mathbf{a}} \neq \mathbf{0}$ and \mathbf{G} is not a regular graph.²⁶

The assumption of $\mathbf{c} = \mathbf{0}$ is just a normalization by assuming that production costs are identical across markets. The second assumption requires that $\mathbf{a} \not\propto \mathbf{1}$; otherwise, the unrestricted prices would be uniform across all consumers, and there is no scope for banning price discrimination. The third point in Assumption 3 implies that $\tilde{\mathbf{w}}_1 \neq \mathbf{0}$, which ensures sufficient heterogeneity in the network structure—particularly in terms of centrality.

According to Lemma 2, the firm chooses a price $p^0 \in \mathbb{R}$ to minimize

$$(p^0 \mathbf{1} - \mathbf{p}^{ur})^T \mathbf{H} (p^0 \mathbf{1} - \mathbf{p}^{ur}).$$

We present the firm's optimal price²⁷ in the following lemma together with some basic attributes of banning price discrimination implied by the results in Section 4.

Lemma 5 (i) *The firm's optimal price after banning price discrimination equals*

$$\mathbf{p}^0(\delta) := p^0 \mathbf{1} = \frac{\mathbf{1}^T \mathbf{H} \mathbf{p}^{ur}}{\mathbf{1}^T \mathbf{H} \mathbf{1}} \mathbf{1}. \quad (22)$$

(ii) *The average price difference*

$$\mathcal{A}(\mathbf{p}^0(\delta)) = \frac{\langle \mathbf{w}_1, \mathbf{p}^0(\delta) - \mathbf{p}^{ur} \rangle}{\langle \mathbf{w}_1, \mathbf{a}/2 \rangle} = - \frac{\mathbf{1}^T [\mathbf{H} \mathbf{1} \mathbf{w}_1^T - \mathbf{w}_1 \mathbf{1}^T \mathbf{H}] \mathbf{a}}{\langle \mathbf{w}_1, \mathbf{a} \rangle \mathbf{1}^T \mathbf{H} \mathbf{1}} \quad (23)$$

²⁶The discussion of regular graph can be found in Appendix B.2.

²⁷See also equation (8) in Candogan et al. (2012)

Furthermore, as δ approaches the upper bound $1/\lambda_1$, we have

$$\mathcal{A}(\mathbf{p}^0(\delta)) = 0 - \frac{\lim_{\delta \rightarrow 1/\lambda_1} \mathbf{1}^T [\mathbf{H} \mathbf{1} \mathbf{w}_1^T - \mathbf{w}_1 \mathbf{1}^T \mathbf{H}] \mathbf{a}}{\lambda_1 \langle \mathbf{w}_1, \mathbf{a} \rangle \langle \mathbf{w}_1, \mathbf{1} \rangle^2} \left(\frac{1}{\lambda_1} - \delta \right) + \mathcal{O} \left(\frac{1}{\lambda_1} - \delta \right)^2 \quad (24)$$

(iii) Banning price discrimination is Pareto inefficient. Furthermore, it becomes asymptotically welfare neutral as $\delta \rightarrow 1/\lambda_1$.

Given the closed form of the firm's optimal price in Lemma 5 (i), we can compute the weighted average price difference defined in equation (20) and derive a first order approximation given δ is sufficiently large. Regarding the efficiency implications of banning price discrimination, although the firm is required to set a uniform price across all markets, it retains the ability to adjust the overall price level. As a result, the feasible price set is never fully contained in the half-space $\mathcal{H}(\eta^+)$ defined in equation (19). By Lemma 3, this implies that banning price discrimination is always Pareto inefficient. Moreover, Lemma 5(ii) shows that $\mathcal{A}^* := \lim_{\delta \rightarrow 1/\lambda_1} \mathcal{A}(\mathbf{p}^0(\delta)) = 0$, and the results in Table 2 further implies that the welfare effect of banning price discrimination becomes neutral as δ approaches the threshold.²⁸

Pareto inefficiency implies that banning price discrimination cannot achieve the highest possible consumer surplus for a given level of firm profit. However, this does not immediately reveal whether such regulation improves consumer surplus relative to the price discrimination benchmark. We now turn to this problem, taking advantage of the analytical expressions for $\mathbf{p}^0(\delta)$ and $\mathcal{A}(\mathbf{p}^0(\delta))$ in Lemma 5. Firstly, we present two special examples to illustrate the effects of banning price regulation.

Example 1 Assume $\mathbf{a} = t\mathbf{w}_1$ for some $t > 0$, which means consumers' intrinsic value is parallel to the eigenvector centrality. Under such assumption, plug $\mathbf{p}^{ur} = t\mathbf{w}_1/2$ into equation (22) and according to equation (2):

$$\begin{aligned} \mathbf{p}^0 &= \frac{t}{2(1 - \delta\lambda_1)} \frac{\langle \mathbf{w}_1, \mathbf{1} \rangle}{\mathbf{1}^T \mathbf{H} \mathbf{1}} \mathbf{1}, & \mathbf{x}^0 &= \mathbf{H}(\mathbf{a} - \mathbf{p}^0) = \frac{t}{2(1 - \delta\lambda_1)} \left(2\mathbf{w}_1 - \frac{\langle \mathbf{w}_1, \mathbf{1} \rangle}{\mathbf{1}^T \mathbf{H} \mathbf{1}} \mathbf{H} \mathbf{1} \right) \\ \mathbf{p}^{ur} &= t\mathbf{w}_1/2, & \mathbf{x}^{ur} &= \mathbf{H}(\mathbf{a} - \mathbf{p}^{ur}) = \frac{t}{2(1 - \delta\lambda_1)} \mathbf{w}_1 \end{aligned}$$

Note that

$$\langle \mathbf{w}_1, \mathbf{x}^0 \rangle = \frac{t}{2(1 - \delta\lambda_1)} \left(2 - \frac{\frac{\langle \mathbf{w}_1, \mathbf{1} \rangle^2}{1 - \delta\lambda_1}}{\sum_{i=1}^n \frac{\langle \mathbf{w}_i, \mathbf{1} \rangle^2}{1 - \delta\lambda_i}} \right) > \frac{t}{2(1 - \delta\lambda_1)} = \langle \mathbf{w}_1, \mathbf{x}^{ur} \rangle > 0 \quad (25)$$

²⁸These two implications are consistent with Theorems 1 and 2, as banning price discrimination corresponds to the special case of \mathcal{D}_{Δ} with $\Delta_{ij} = 0$.

The first inequality is strict because \mathbf{G} is not regular and then there will be some $\langle \mathbf{w}_i, \mathbf{1} \rangle^2 > 0$. Therefore, the consumer surplus under uniform pricing is higher than that before regulation:

$$2V(\mathbf{p}^0) = \|\mathbf{x}^0\|^2 \geq \langle \mathbf{w}_1, \mathbf{x}^0 \rangle^2 > \langle \mathbf{w}_1, \mathbf{x}^{ur} \rangle^2 = \|\mathbf{x}^{ur}\|^2 = 2V(\mathbf{p}^{ur}).$$

This example implies that if the intrinsic value is align with the eigenvector centrality, then aggregate consumer surplus is higher if the firm is banned from price discrimination.

Example 2 Assume $\mathbf{a} = t\mathbf{1} - \mathbf{w}_1$ for some $t > 0$, which is equivalent to $\tilde{\mathbf{a}} = -\tilde{\mathbf{w}}_1$. This specification captures the scenario where the demeaned consumers' willingness to pay is negatively correlated with the demeaned centrality. Then the prices can be expressed as:

$$\begin{aligned} \mathbf{p}^{ur} &= \frac{t}{2}\mathbf{1} - \frac{\mathbf{w}_1}{2} \\ \mathbf{p}^0 &= \frac{t}{2}\mathbf{1} - \frac{1}{2(1 - \delta\lambda_1)} \frac{\langle \mathbf{1}, \mathbf{w}_1 \rangle}{\mathbf{1}^T \mathbf{H} \mathbf{1}} \mathbf{1} \end{aligned}$$

Then the average price difference weighted by eigenvector centrality can be expressed as:

$$\mathcal{A}(\mathbf{p}^0(\delta)) \propto \langle \mathbf{w}_1, \mathbf{p}^0(\delta) - \mathbf{p}^{ur} \rangle = \frac{1}{2} \left[1 - \frac{\langle \mathbf{1}, \mathbf{w}_1 \rangle^2}{\langle \mathbf{1}, \mathbf{w}_1 \rangle^2 + \sum_{i=2}^n \frac{1 - \delta\lambda_1}{1 - \delta\lambda_i} \langle \mathbf{1}, \mathbf{w}_i \rangle^2} \right] > 0,$$

where the strict inequality directly follows from equation (25). Then, applying the first equality in equation (26), we have $R_V(\mathbf{p}^0) < 1$, which implies that uniform pricing harms consumers when δ is large enough.

These two examples illustrate that with network spillovers, whether uniform pricing increases aggregate consumer surplus not only depends on consumers' intrinsic values, but also their network positions. For general analysis, we show that when δ is sufficiently large,

$$\begin{aligned} R_V(\mathbf{p}^0(\delta)) &= (1 - \mathcal{A}(\mathbf{p}^0(\delta)))^2 + \mathcal{O}\left(\frac{1}{\lambda_1} - \delta\right)^2 \\ &= 1 + \left\langle \overbrace{\lim_{\delta \rightarrow 1/\lambda_1} [\mathbf{w}_1 \mathbf{1}^T \mathbf{H} - \mathbf{H} \mathbf{1} \mathbf{w}_1^T] \mathbf{1}, \mathbf{a}}^{\psi(\mathbf{G})} \right\rangle \frac{1 - \delta\lambda_1}{\langle \mathbf{w}_1, \mathbf{a} \rangle \langle \mathbf{w}_1, \mathbf{1} \rangle^2} + \mathcal{O}\left(\frac{1}{\lambda_1} - \delta\right)^2 \end{aligned} \quad (26)$$

where the second equality follows from equation (24) and $\psi(\mathbf{G})$ is a sufficient statistic of the network structure which can also expressed as:

$$\psi(\mathbf{G}) = \left(\sum_{i=2}^n \frac{\langle \mathbf{w}_i, \mathbf{1} \rangle^2}{1 - \lambda_i/\lambda_1} \right) \mathbf{w}_1 - \sum_{i=2}^n \frac{\langle \mathbf{w}_i, \mathbf{1} \rangle \langle \mathbf{w}_1, \mathbf{1} \rangle}{1 - \lambda_i/\lambda_1} \mathbf{w}_i. \quad (27)$$

When \mathbf{G} is a regular graph, $\langle \mathbf{w}_i, \mathbf{1} \rangle \equiv 0$ for any $i \geq 2$ and thus $\boldsymbol{\psi}(\mathbf{G}) \equiv \mathbf{0}$. In this case, this vector becomes ineffective for welfare analysis. This provides another reason for assuming that \mathbf{G} is not regular. Now, we establish the general conditions for uniform pricing to benefit consumers when spillovers are sufficiently strong. Define the correlation (or cosine similarity) between two vectors, \mathbf{z} and \mathbf{z}' , as $\text{corr}(\mathbf{z}, \mathbf{z}') := \frac{\langle \mathbf{z}, \mathbf{z}' \rangle}{\|\mathbf{z}\| \|\mathbf{z}'\|}$.

Theorem 3 *Suppose Assumption 1 holds, under uniform pricing:*

- (i) *If $\text{corr}(\boldsymbol{\psi}(\mathbf{G}), \mathbf{a}) > 0$, there exists $\bar{\delta} < 1/\lambda_1$ such that banning price discrimination harms the firm but benefits consumers and thus increases total welfare for $\delta \in (\bar{\delta}, 1/\lambda_1)$.*
- (ii) *If $\text{corr}(\boldsymbol{\psi}(\mathbf{G}), \mathbf{a}) < 0$, there exists $\bar{\bar{\delta}} < 1/\lambda_1$ such that banning price discrimination harms both the firm and consumers, and thus decreases total welfare for $\delta \in (\bar{\bar{\delta}}, 1/\lambda_1)$.*

Theorem 3 shows that if the sufficient statistic of network structure, $\boldsymbol{\psi}^{29}$, is positively correlated with consumers' intrinsic willingness to pay, banning price discrimination benefits consumers and enhances social welfare when spillovers are sufficiently strong. In contrast, if the correlation is negative, such regulation is undesirable since it harms both firms and consumers, given that spillovers are large enough.

Furthermore, it is easy to verify from equation (27) that $\langle \boldsymbol{\psi}, \mathbf{1} \rangle = 0$. Therefore, both outcomes are generally possible. Specifically, if $\text{corr}(\boldsymbol{\psi}, \mathbf{a}) > 0$ holds, then banning price discrimination benefits consumers and enhances social welfare. However, in many other cases—particularly when $\mathbf{a} + \mathbf{a}' \propto \mathbf{1}$ —we have $\langle \boldsymbol{\psi}, \mathbf{a}' \rangle = -\langle \boldsymbol{\psi}, \mathbf{a} \rangle < 0$, implying that uniform pricing harms consumers and reduces social welfare under \mathbf{a}' . This indicates that the impact of uniform pricing is ambiguous and highly dependent on specific primitives.

To further understand the sufficient statistic $\boldsymbol{\psi}$, we present the following properties:

Lemma 6 *The vector $\boldsymbol{\psi}$ satisfies the following properties:*

- (i) $\langle \boldsymbol{\psi}, \mathbf{1} \rangle = 0$.
- (ii) $\text{corr}(\boldsymbol{\psi}, \tilde{\mathbf{w}}_1) > 0$.
- (iii) *There exists $\epsilon > 0$ such that for any vector $\mathbf{a} \in \mathbb{R}^n$ satisfying $\text{corr}(\tilde{\mathbf{a}}, \tilde{\mathbf{w}}_1) > 1 - \epsilon$ (resp. $< -1 + \epsilon$), we have $\text{corr}(\boldsymbol{\psi}, \mathbf{a}) > 0$ (resp. < 0).*

The first point has been discussed before. The second point shows that when intrinsic values are aligned with eigenvector centrality, banning price discrimination benefits consumers, which is consistent with Example 1. The third point provides a sufficient condition under

²⁹For simplicity, we write $\boldsymbol{\psi}(\mathbf{G})$ as $\boldsymbol{\psi}$ unless otherwise stated.

which uniform pricing is desirable: when the correlation between the demeaned intrinsic values and the demeaned eigenvector centrality is sufficiently high, and spillovers are strong, banning price discrimination improves both consumer welfare and overall social welfare. Conversely, when this correlation is sufficiently negative, such a ban harms both consumers and the firm (see Example 2). Thus, the third point of Lemma 6 illustrates how the correlation between individual characteristics and network positions shapes the welfare implications of banning price discrimination.

Earlier studies have focused on the output effect to derive conditions related to welfare changes (Schmalensee, 1981, Varian, 1985). In contrast, Aguirre et al. (2010) directly analyze welfare impacts by deriving sufficient conditions based on demand curvature in two separate markets. Similarly, our analysis focuses directly on welfare effects, but in a setting with demand spillovers, where welfare changes are entirely characterized by the correlation between the characteristic vector ψ and intrinsic values. Moreover, we derive a simpler condition based on model primitives: namely, the demeaned intrinsic values and the demeaned eigenvector centrality.

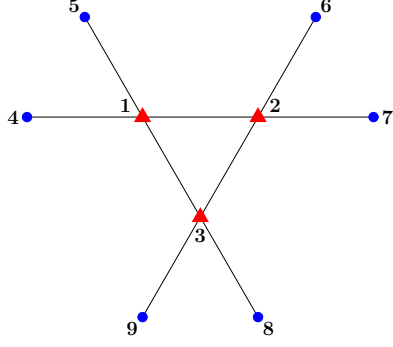
Next, we consider a special class of network structures characterized by the presence of two distinct types of nodes.

Definition 1 *An undirected graph $\mathbf{G} = (V, E)$ is said to have two types of nodes if the vertex set V can be partitioned into two disjoint subsets, $V = V_1 \cup V_2$ with $V_1 \cap V_2 = \emptyset$, such that:*

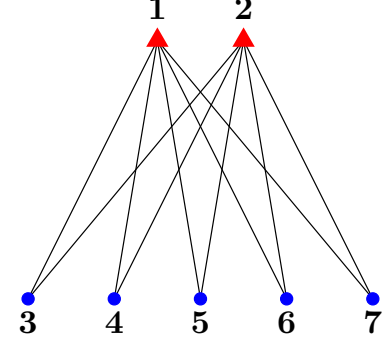
- (i) *For any graph automorphism $\sigma \in \text{Aut}(\mathbf{G})$, $\sigma(V_1) = V_1$, $\sigma(V_2) = V_2$.*
- (ii) *For any $i, j \in V_k$, $k = 1, 2$, there exists a graph automorphism $\sigma \in \text{Aut}(\mathbf{G})$ such that $\sigma(i) = j$ and $\sigma(j) = i$.*

Intuitively, this definition implies that any two nodes within the same subset are structurally symmetric in the network. To illustrate this class of networks, we provide two representative examples: the core-periphery network like Figure 8a and the complete bipartite network like Figure 8b.

In the core-periphery network, it is easy to see that the core nodes (red triangle) are symmetric and form the set $V_1 = V_{\text{core}} = \{1, 2, 3\}$, while the periphery nodes (blue circle) are also symmetric and form $V_2 = V_{\text{periphery}} = \{4, 5, 6, 7, 8, 9\}$. In the complete bipartite graph, the two independent sets naturally correspond to V_1 and V_2 . The core-periphery structure captures the phenomenon known as the Law of the Few (Galeotti and Goyal, 2010), in which a large number of individuals (periphery nodes) obtain most of their information from a small, influential subset (core nodes). In contrast, the complete bipartite graph is a stylized representation of two-sided markets (Rochet and Tirole, 2006; Armstrong, 2006).



(a) Core-periphery network



(b) Complete bipartite network

Figure 8: Two examples of network with two types of nodes

Given this network symmetry, both the characteristic vector ψ and the eigenvector centrality \mathbf{w}_1 are symmetric within each type.

Lemma 7 ψ and \mathbf{w}_1 is invariant under graph automorphisms: for any permutation matrix \mathbf{P} such that $\mathbf{P}\mathbf{G}\mathbf{P}^T = \mathbf{G}$, it holds that $\mathbf{P}\psi = \psi$, $\mathbf{P}\mathbf{w}_1 = \mathbf{w}_1$.

According to this lemma, in a network with two types of nodes, for any $i, j \in V_k$ ($k = 1, 2$), we have $\psi(i) = \psi(j) \equiv \psi^{(k)}$ and $\mathbf{w}_1(i) = \mathbf{w}_1(j) \equiv \mathbf{w}_1^{(k)}$. By definition, we have $\langle \tilde{\mathbf{w}}_1, \mathbf{1} \rangle = 0$. Furthermore, Lemma 6(i) implies that $\langle \psi, \mathbf{1} \rangle = 0$, it follows that:

$$\frac{\tilde{\mathbf{w}}_1^{(1)}}{\tilde{\mathbf{w}}_1^{(2)}} = \frac{\psi^{(1)}}{\psi^{(2)}} = -\frac{|V_2|}{|V_1|}. \quad (28)$$

Then Lemma 6(ii) implies $\psi \propto \tilde{\mathbf{w}}_1$. Without loss of generality, we assume $\mathbf{w}_1^{(1)} > \mathbf{w}_1^{(2)}$.³⁰ It then follows that $\tilde{\mathbf{w}}_1^{(1)}, \psi^{(1)} > 0$ and $\tilde{\mathbf{w}}_1^{(2)}, \psi^{(2)} < 0$. Then we have³¹

$$\langle \psi, \mathbf{a} \rangle > 0 \iff \underbrace{\frac{\sum_{i \in V_1} a_i}{|V_1|}}_{\bar{a}(V_1)} - \underbrace{\frac{\sum_{j \in V_2} a_j}{|V_2|}}_{\bar{a}(V_2)} > 0. \quad (29)$$

where $\bar{a}(V_k)$ is the average intrinsic value of each type V_k , $k = 1, 2$. Therefore, the condition in Theorem 3 reduces to a *simple* comparison of the average intrinsic values across the two types of nodes.

³⁰Equality cannot hold since \mathbf{G} is not regular.

³¹The inner product of ψ and \mathbf{a} equals

$$\langle \psi, \mathbf{a} \rangle = \psi^{(1)} \left(\sum_{i \in V_1} a_i \right) + \psi^{(2)} \left(\sum_{i \in V_2} a_i \right) \propto |V_2| \left(\sum_{i \in V_1} a_i \right) - |V_1| \left(\sum_{i \in V_2} a_i \right) = |V_1||V_2| (\bar{a}(V_1) - \bar{a}(V_2)).$$

Proposition 3 *Let $\mathbf{G} = (V, E)$ be a non-regular graph with two types of nodes.*

- (i) *If $\bar{a}(V_1) > \bar{a}(V_2)$, there exists $\bar{\delta} < 1/\lambda_1$ such that banning price discrimination harms the firm but benefits consumers and thus increases total welfare for $\delta \in (\bar{\delta}, 1/\lambda_1)$.*
- (ii) *If $\bar{a}(V_1) < \bar{a}(V_2)$, there exists $\bar{\bar{\delta}} < 1/\lambda_1$ such that banning price discrimination harms both the firm and consumers, and thus decreases total welfare for $\delta \in (\bar{\bar{\delta}}, 1/\lambda_1)$.*

Intuitively, if the average intrinsic value is higher in the more central subset (i.e., the one with higher eigenvector centrality), banning price discrimination benefits consumers if the spillover is strong enough. Otherwise, the ban tends to reduce welfare for both consumers and the firm. Importantly, these welfare implications depend only on the average intrinsic values across node types, not on their heterogeneity within types. In other words, redistributing values among nodes of the same type does not affect the outcome as long as the average remains unchanged.

The previous analysis focuses on the case where spillovers are sufficiently strong. On the other hand, the welfare implications of uniform pricing without demand spillovers have been extensively studied (Schmalensee, 1981; Varian, 1985; Aguirre et al., 2010). Here, we revisit these results as a special case of our model with $\delta = 0$: under Assumption 3,

$$\mathbf{p}^0 = \frac{\mathbf{1}^T \mathbf{p}^{ur}}{n} \mathbf{1} = \frac{\bar{a}}{2} \mathbf{1},$$

where $\bar{a} = \mathbf{1}^T \mathbf{a}/n$ is the average intrinsic value. Since the average price remains unchanged at $\bar{a}/2$, total consumption does not change, implying that at $\delta = 0$, banning price discrimination strictly increases consumer surplus (see, for instance, Varian (1985)).³² By continuity, this result remains true when δ is small.

Corollary 1 *Under Assumption 3, there exists $\hat{\delta} > 0$ such that banning price discrimination harms the firm but benefits consumers for $\delta \in [0, \hat{\delta})$.*

Finally, we provide a numerical example to illustrate the main results presented in Sections 4 and 5.

³²Indeed, at $\delta = 0$, the change in consumer surplus is

$$V(\mathbf{p}^0) - V(\mathbf{p}^{ur}) = \|\mathbf{a} - \mathbf{p}^0\|^2 - \|\mathbf{a} - \mathbf{p}^{ur}\|^2 = \frac{3}{4}(\|\mathbf{a}\|^2 - n\bar{a}^2) = \frac{3(n-1)}{4} \text{Var}[\mathbf{a}] > 0.$$

Example 3 Consider a core-periphery network³³ (as in Figure 8a) with $n = 9$, $\mathbf{c} = \mathbf{0}$ and $a_i = \theta_k$ if $i \in V_k$ for $V_1 = \{1, 2, 3\}$ representing the core and $V_2 = \{4, 5, 6, 7, 8, 9\}$ representing the periphery. Therefore, the core nodes and the periphery nodes have identical intrinsic values respectively. We set $(\theta_1, \theta_2) = (20, 10)$ for case (i) and $(\theta_1, \theta_2) = (10, 20)$ for case (ii).

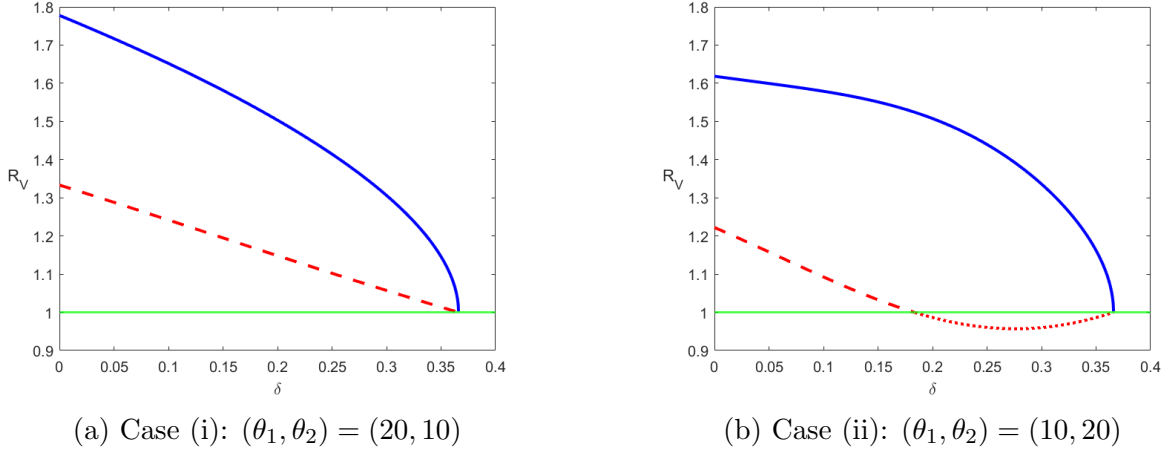


Figure 9: Changes of R_V^* (Red curve) and R_V^+ (Blue curve) as δ varies from 0 to $1/\lambda_1$

In this example, $\lambda_1 = 1 + \sqrt{3}$ and thus $1/\lambda_1 \approx 0.366$. As shown in Figure 9, the blue curve lies above the red curve for all $\delta < 0.366$, consistent with Theorem 1, which states that such price regulation is Pareto inefficient for any fixed $\delta < 0.366$. When $\delta \rightarrow 0.366$, the surplus ratio approaches 1. This aligns with Theorem 2, which asserts that uniform pricing is neutral. Moreover, the two curves converge at $\delta = 0.366$, as implied by Proposition 2. These aligns with results in previous sections.

Also note that $\mathbf{w}_1^{(1)} = 0.513 > 0.188 = \mathbf{w}_1^{(2)}$, and that $\bar{a}(V_k) = \theta_k$ for $k = 1, 2$. Then, according to Proposition 3, if the regulator enforces uniform pricing—effectively prohibiting price discrimination—consumers benefit in case (i) ($\theta_1 > \theta_2$), but are worse off in case (ii) ($\theta_1 < \theta_2$), provided that δ is sufficiently large. For small δ , banning price discrimination always benefits consumers as stated in Corollary 1.

6 Conclusion

This paper explores the impact of price regulations on a monopolistic firm operating in multiple markets, where there exist cross-market demand spillovers. Our analysis begins by characterizing the feasible surplus-profit ratios for the price regulator and deriving the

³³See Appendix B.3 for another type of price regulation and B.4 for complete bipartite network.

corresponding Pareto frontier. Then for a general price regulation, we identify the optimal pricing strategy of the firm, which involves projecting unrestricted prices onto the feasible set.

We find that, with fixed spillover intensity, typical price regulations, such as those imposing price floors, ceilings, or regulating relative or average price levels, are generically Pareto inefficient. However, as the intensity of spillovers increases, the difference between the regulated equilibrium surplus and the Pareto optimal outcome diminishes. Ultimately, price regulations become generically welfare-neutral in the limit, with both the relative reduction in profits and the relative change in surplus approaching zero.

We also directly analyze the effect of prohibiting price discrimination (i.e., enforcing uniform pricing). In particular, when spillovers are sufficiently strong, the welfare impact depends on the inner product between consumers' intrinsic values and a sufficient statistic of the network structure. A sufficient condition derived from this statistic indicates that welfare improves when the correlation between demeaned intrinsic values and demeaned eigenvector centrality is sufficiently positive; conversely, a strongly negative correlation may lead to a decline in consumer surplus. Furthermore, in symmetric networks with only two types of nodes—such as core-periphery or complete bipartite networks—the welfare effect simplifies to a straightforward comparison of average intrinsic values across these types.

Our analysis yields several policy implications. In markets with strong demand spillovers, such as social media, online retail, and video platforms, policymakers should consider not only market or person specific demand and cost, but also the network structure, especially the centralities, when designing price regulations or assessing the desirability of banning third-degree price discrimination. Finally, this study offers several directions for future research, including extending the model to competitive environments or exploring the effects of alternative regulatory interventions.

Appendix

A Appendix: Proofs omitted

A.1 Proof of Lemma 1

We adopt the spectral decomposition approach following Galeotti et al. (2020). For any vector \mathbf{z} , we define $\hat{z}_i := \langle \mathbf{w}_i, \mathbf{z} \rangle$. Let $\phi_i := \frac{1-\delta\lambda_i}{1-\delta\lambda_1}$. Since \mathbf{G} is connected, it follows that $0 \leq \phi_n \leq \dots \leq \phi_2 < \phi_1 = 1$. To simplify the notation, we define $\mathbf{y} := \mathbf{p} - \mathbf{p}^{ur}$. Using spectral decomposition, we can reformulate problem (8) as the following equivalent problem:

$$\begin{aligned} & \max \gamma \sum_{i=1}^n \phi_i^2 \left(\frac{\hat{a}_i - \hat{c}_i}{2} - \hat{y}_i \right)^2 \\ & s.t. \sum_{i=1}^n \phi_i \hat{y}_i^2 \leq (1 - \tau) \sum_{i=1}^n \phi_i \left(\frac{\hat{a}_i - \hat{c}_i}{2} \right)^2. \end{aligned} \tag{A.1}$$

The Lagrangian is defined as

$$L(\hat{\mathbf{y}}, \mu) = \gamma \sum_{i=1}^n \phi_i^2 \left(\frac{\hat{a}_i - \hat{c}_i}{2} - \hat{y}_i \right)^2 + \mu \left[(1 - \tau) \sum_{i=1}^n \phi_i \left(\frac{\hat{a}_i - \hat{c}_i}{2} \right)^2 - \sum_{i=1}^n \phi_i \hat{y}_i^2 \right].$$

Suppose $\hat{\mathbf{y}}$ is the solution, we first show that the constraint must be binding. Otherwise, since $\tau \in [0, 1]$, there exists some i such that $(\hat{y}_i)^2 < (\frac{\hat{a}_i - \hat{c}_i}{2})^2$. Consider the perturbed solution defined by $\hat{y}_i^{**} = \hat{y}_i - \gamma \epsilon \operatorname{sgn}(\frac{\hat{a}_i - \hat{c}_i}{2})$ and $\hat{y}_j^{**} = \hat{y}_j$ for $j \neq i$. For ϵ small enough, $\hat{\mathbf{y}}^{**}$ remains feasible and

$$\begin{aligned} \gamma \left(\frac{\hat{a}_i - \hat{c}_i}{2} - \hat{y}_i^{**} \right)^2 &= \gamma \left(\frac{\hat{a}_i - \hat{c}_i}{2} - \hat{y}_i + \gamma \epsilon \operatorname{sgn}(\frac{\hat{a}_i - \hat{c}_i}{2}) \right)^2 \\ &= \gamma \left(\frac{\hat{a}_i - \hat{c}_i}{2} - \hat{y}_i \right)^2 + \gamma^3 \epsilon^2 + 2\gamma^2 \epsilon \left| \frac{\hat{a}_i - \hat{c}_i}{2} - \hat{y}_i \right| \\ &> \gamma \left(\frac{\hat{a}_i - \hat{c}_i}{2} - \hat{y}_i \right)^2, \quad \text{for } \gamma = \pm 1. \end{aligned}$$

The second equality follows from the fact that $\operatorname{sgn}(\frac{\hat{a}_i - \hat{c}_i}{2} - \hat{y}_i) = \operatorname{sgn}(\frac{\hat{a}_i - \hat{c}_i}{2})$ since $(\hat{y}_i)^2 < (\frac{\hat{a}_i - \hat{c}_i}{2})^2$. Thus, $\hat{\mathbf{y}}^{**}$ yields a strictly higher value for the objective function, contradicting the optimality of $\hat{\mathbf{y}}$. Therefore, the constraint must be binding, and the solution satisfies the following KKT conditions:

$$2\gamma \phi_i^2 \left(\hat{y}_i - \frac{\hat{a}_i - \hat{c}_i}{2} \right) - 2\mu \phi_i \hat{y}_i = 0, \quad i = 1, \dots, n \tag{A.2}$$

$$(1 - \tau) \sum_{i=1}^n \phi_i \left(\frac{\hat{a}_i - \hat{c}_i}{2} \right)^2 - \sum_{i=1}^n \phi_i \hat{y}_i^2 = 0. \quad (\text{A.3})$$

Equation (A.2) can be rewritten as

$$\hat{y}_i = \frac{\gamma \phi_i}{\gamma \phi_i - \mu} \frac{\hat{a}_i - \hat{c}_i}{2}, \quad i = 1, \dots, n. \quad (\text{A.4})$$

Note that the sign of \hat{y}_i is the same as $-\gamma \frac{\hat{a}_i - \hat{c}_i}{2}$. This holds because, when $\gamma = 1$, the objective is to maximize the distance between \hat{y}_i and $\frac{\hat{a}_i - \hat{c}_i}{2}$, while for $\gamma = -1$, the objective is to minimize this distance. As a consequence, we have $\mu > \gamma \phi_i$ for all i , that is, $\mu > \max_i \gamma \phi_i$. Now we pin down the value of μ . Define

$$f(\mu) := \sum_{i=1}^n \phi_i \hat{y}_i^2 = \sum_{i=1}^n \phi_i \left(\frac{\hat{a}_i - \hat{c}_i}{2} \right)^2 \left(\frac{\phi_i}{\mu - \gamma \phi_i} \right)^2.$$

When $\gamma = 1$, $f(\mu)$ is decreasing in $\mu > \max_i \phi_i = 1$ and the value ranges from 0 to ∞ . Then for any $\tau \in [0, 1]$, there is a unique solution in $(1, \infty]$ ³⁴ for equation (A.3). When $\gamma = -1$, $f(\mu)$ is decreasing in $\mu > \max_i -\phi_i = -\phi_n$ and note that $f(0) = \sum_{i=1}^n \phi_i \left(\frac{\hat{a}_i - \hat{c}_i}{2} \right)^2$, indicating 0 is the solution for equation (A.3) when $\tau = 0$. Then for any $\tau \in [0, 1]$, there is a unique solution in $[0, \infty]$ for equation (A.3).

Define $\eta^\gamma = \gamma(2 - 2\delta\lambda_1)/\mu$, then equation (A.4) can be rewritten as

$$\hat{y}_i = -\frac{\eta^\gamma}{2 - 2\delta\lambda_i - \eta^\gamma} \frac{\hat{a}_i - \hat{c}_i}{2}, \quad i = 1, \dots, n.$$

which can be expressed in matrix form for \mathbf{p} :

$$\mathbf{p}(\eta^\gamma) = \frac{\mathbf{a} + \mathbf{c}}{2} - \frac{\eta^\gamma}{2 - \eta^\gamma} [\mathbf{I}_n - \frac{2\delta}{2 - \eta^\gamma} \mathbf{G}]^{-1} \frac{\mathbf{a} - \mathbf{c}}{2} \quad (\text{A.5})$$

Then equation (A.3) is equivalent to

$$R_\Pi(\mathbf{p}(\eta^\gamma)) = \tau \quad (\text{A.6})$$

When $\gamma = 1$, we have $\mu \in (1, \infty]$, then η^+ is the unique solution for equation (A.6) in $[0, 2 - 2\delta\lambda_1)$. When $\gamma = -1$, we have $\mu \in [0, \infty]$, then η^- is the unique solution for equation (A.6) in $[-\infty, 0]$.³⁵ \square

³⁴Here we allow $\mu = \infty$ which is the solution for $\tau = 1$.

³⁵Here $-\infty$ is the solution for $\tau = 0$.

A.2 Proof of Proposition 1

By equation (7), the isoprofit curve $R_\pi(\mathbf{p}) \equiv \tau$ can be expressed as

$$\frac{(\mathbf{p} - \mathbf{p}^{ur})^T \mathbf{H}(\mathbf{p} - \mathbf{p}^{ur})}{(\frac{\mathbf{a}-\mathbf{c}}{2})^T \mathbf{H}(\frac{\mathbf{a}-\mathbf{c}}{2})} \equiv 1 - \tau,$$

which defines an ellipsoid. Therefore, the set $\mathcal{R}_{\pi,\tau} = \{\mathbf{p} : R_\pi(\mathbf{p}) \equiv \tau\}$ is path connected. Since the function $R_V(\cdot)$ is continuous, the image $R_V(\mathcal{R}_{\pi,\tau})$ is also path connected, thus is an interval in \mathbb{R} . By definition, this interval equals $[R_V^-(\tau), R_V^+(\tau)]$, which contains all feasible consumer surplus ratios when $R_\pi(\mathbf{p}) \equiv \tau$. As we vary $\tau \in [0, 1]$, we have the feasible set:

$$\begin{aligned} \mathcal{F} &:= \{(R_V(\mathbf{p}), R_\Pi(\mathbf{p})) : \mathbf{p} \in \mathbb{R}^n, 0 \leq R_\Pi(\mathbf{p}) \leq 1\} \\ &= \bigcup_{\tau \in [0,1]} \{(R_V(\mathbf{p}), \tau) : R_\Pi(\mathbf{p}) \equiv \tau\} = \bigcup_{\tau \in [0,1]} [R_V^-(\tau), R_V^+(\tau)] \times \{\tau\}. \end{aligned}$$

Then the Pareto frontier can be identified by definition: $\mathcal{P} = \{(R_V^+(\tau), \tau) : \tau \in [0, 1]\}$. \square

A.3 Proof of Lemma 2

We first show that the two problems in equation (16) are equivalent:

$$\begin{aligned} \Pi(\mathbf{p}) &= (\mathbf{p} - \mathbf{c})^T \mathbf{H}(\mathbf{a} - \mathbf{p}) = (\mathbf{p} - \mathbf{p}^{ur} + \mathbf{p}^{ur} - \mathbf{c})^T \mathbf{H}(\mathbf{a} - \mathbf{p}^{ur} + \mathbf{p}^{ur} - \mathbf{p}) \\ &= \Pi^{ur} - (\mathbf{p} - \mathbf{p}^{ur})^T \mathbf{H}(\mathbf{p} - \mathbf{p}^{ur}) + (\mathbf{p} - \mathbf{p}^{ur})^T \mathbf{H}(\mathbf{a} + \mathbf{c} - 2\mathbf{p}^{ur}) \\ &= \Pi^{ur} - (\mathbf{p} - \mathbf{p}^{ur})^T \mathbf{H}(\mathbf{p} - \mathbf{p}^{ur}) = \Pi^{ur} - \|\mathbf{p} - \mathbf{p}^{ur}\|_{\mathbf{H}}^2. \end{aligned}$$

The equivalence directly follows from this equality. Since \mathbb{R}^n with the \mathbf{H} -inner product is a Hilbert space, and K is a non-empty, closed and convex set under Assumption 2, the solution of the minimization problem exists and is unique, which is exactly the projection of \mathbf{p}^{ur} onto K under the \mathbf{H} -inner product. \square

A.4 Proof of Lemma 3

The equilibrium outcome locates on the Pareto frontier if and only if $\exists \eta^+ \in [0, \hat{\eta}^+]$ such that

$$\mathbf{p}(\eta^+) = \mathbf{p}^* \equiv \arg \min_{\mathbf{p} \in K} \|\mathbf{p} - \mathbf{p}^{ur}\|_{\mathbf{H}}^2 = \arg \min_{\mathbf{p} \in K} (\mathbf{p} - \mathbf{p}^{ur})^T \mathbf{H}(\mathbf{p} - \mathbf{p}^{ur}).$$

Define $f(\mathbf{p}) := (\mathbf{p} - \mathbf{p}^{ur})^T \mathbf{H}(\mathbf{p} - \mathbf{p}^{ur})$, which is convex since \mathbf{H} is positive definite. Note that

$$\nabla_{\mathbf{p}} f(\mathbf{p}(\eta^+)) = 2\mathbf{H}(\mathbf{p}(\eta^+) - \mathbf{p}^{ur}) = -\mathbf{H} \frac{\eta^+}{2 - \eta^+} [\mathbf{I}_n - \frac{2\delta}{2 - \eta^+} \mathbf{G}]^{-1} (\mathbf{a} - \mathbf{c}) \propto -\boldsymbol{\iota}(\eta^+).$$

Therefore, $K \subseteq \mathcal{H}(\eta^+)$ if and only if $\forall \mathbf{p} \in K$,

$$\mathbf{p} \in \mathcal{H}(\eta^+) \Leftrightarrow (\mathbf{p} - \mathbf{p}(\eta^+))^T \boldsymbol{\iota}(\eta^+) \leq 0 \Leftrightarrow (\mathbf{p} - \mathbf{p}(\eta^+))^T \nabla_{\mathbf{p}} f(\mathbf{p}(\eta^+)) \geq 0.$$

Then, Lemma 3 is equivalent to the following claim.

Claim A.1 $\mathbf{p}(\eta^+) = \mathbf{p}^*$ if and only if (i) $\mathbf{p}(\eta^+) \in K$; (ii) $(\mathbf{p} - \mathbf{p}(\eta^+))^T \nabla_{\mathbf{p}} f(\mathbf{p}(\eta^+)) \geq 0$, $\forall \mathbf{p} \in K$.

For the “if” part, $\mathbf{p}(\eta^+) \in K$ implies its feasibility in the minimization problem. By convexity of f :

$$f(\mathbf{p}^*) \geq f(\mathbf{p}(\eta^+)) + (\mathbf{p}^* - \mathbf{p}(\eta^+))^T \nabla_{\mathbf{p}} f(\mathbf{p}(\eta^+)) \geq f(\mathbf{p}(\eta^+)).$$

The second inequality comes from (ii) as $\mathbf{p}^* \in K$. Since \mathbf{p}^* is the unique solution of the minimization problem, we have $\mathbf{p}^* = \mathbf{p}(\eta^+)$.

For the “only if” part, $\mathbf{p}(\eta^+) = \mathbf{p}^* \in K$, so (i) is obviously satisfied. If (ii) is not satisfied, then there exists $\hat{\mathbf{p}} \in K$ such that

$$(\hat{\mathbf{p}} - \mathbf{p}(\eta^+))^T \nabla_{\mathbf{p}} f(\mathbf{p}(\eta^+)) < 0. \quad (\text{A.7})$$

By convexity of K , $\mathbf{p}(\eta^+) + t(\hat{\mathbf{p}} - \mathbf{p}(\eta^+)) \in K$ for $t \in [0, 1]$. Then

$$\begin{aligned} f(\mathbf{p}(\eta^+) + t(\hat{\mathbf{p}} - \mathbf{p}(\eta^+))) &= [\mathbf{p}(\eta^+) - \mathbf{p}^{ur} + t(\hat{\mathbf{p}} - \mathbf{p}(\eta^+))]^T \mathbf{H} [\mathbf{p}(\eta^+) - \mathbf{p}^{ur} + t(\hat{\mathbf{p}} - \mathbf{p}(\eta^+))] \\ &= f(\mathbf{p}(\eta^+)) + t^2 \|\hat{\mathbf{p}} - \mathbf{p}(\eta^+)\|_{\mathbf{H}}^2 + t(\hat{\mathbf{p}} - \mathbf{p}(\eta^+))^T \nabla_{\mathbf{p}} f(\mathbf{p}(\eta^+)) \\ &< f(\mathbf{p}(\eta^+)), \end{aligned}$$

for sufficiently small t by equation (A.7). This contradicts with the fact that $\mathbf{p}(\eta^+) = \mathbf{p}^*$, which is the solution of the minimization problem. Therefore, (ii) is also satisfied. \square

A.5 Proof of Theorem 1

For any $\mathbf{p} \in \mathcal{D}_\Delta$, note that $\mathbf{p} + t\mathbf{1} \in \mathcal{D}_\Delta$ for any $t \in \mathbb{R}$. Since $\boldsymbol{\iota}(\eta^+)$ is a positive vector, we have $\langle \boldsymbol{\iota}(\eta^+), \mathbf{1} \rangle > 0$. Now, fix $\hat{\mathbf{p}} \in \mathcal{D}_\Delta$. For any $\eta \in [0, \eta^+]$, there exists some $t \in \mathbb{R}$ such that

$$\langle \boldsymbol{\iota}(\eta^+), \hat{\mathbf{p}} + t\mathbf{1} \rangle = \langle \boldsymbol{\iota}(\eta^+), \hat{\mathbf{p}} \rangle + t\langle \boldsymbol{\iota}(\eta^+), \mathbf{1} \rangle > \langle \boldsymbol{\iota}(\eta^+), \mathbf{p}(\eta^+) \rangle.$$

This implies that $\mathcal{D}_\Delta \not\subseteq \mathcal{H}(\eta^+)$ for any $\eta \in [0, \eta^+]$. By Lemma 3, it follows that \mathcal{D}_Δ is always Pareto inefficient.

For $\mathcal{E}_{\boldsymbol{\theta}, M}$, if $\mathcal{E}_{\boldsymbol{\theta}, M} = \mathcal{H}(\eta^+)$, then it is immediate that $\mathbf{p}(\eta^+) \in \mathcal{E}_{\boldsymbol{\theta}, M} \subseteq \mathcal{H}(\eta^+)$, which implies Pareto efficiency by Lemma 3. Conversely, suppose $\mathcal{E}_{\boldsymbol{\theta}, M}$ is Pareto efficient, implying that $\mathbf{p}(\eta^+) \in \mathcal{E}_{\boldsymbol{\theta}, M} \subseteq \mathcal{H}(\eta^+)$. If $\boldsymbol{\theta} \not\propto \boldsymbol{\iota}(\eta^+)$, then there exists some $\hat{\mathbf{z}} \in \mathbb{R}^n$ such that $\langle \boldsymbol{\theta}, \hat{\mathbf{z}} \rangle = 0$ but $\langle \boldsymbol{\iota}(\eta^+), \hat{\mathbf{z}} \rangle \neq 0$. Consequently, there exists some $t \in \mathbb{R}$ such that

$$\begin{aligned} \langle \boldsymbol{\theta}, \mathbf{p}(\eta^+) + t\hat{\mathbf{z}} \rangle &= \langle \boldsymbol{\theta}, \mathbf{p}(\eta^+) \rangle + t\langle \boldsymbol{\theta}, \hat{\mathbf{z}} \rangle = \langle \boldsymbol{\theta}, \mathbf{p}(\eta^+) \rangle \leq M, \\ \langle \boldsymbol{\iota}(\eta^+), \mathbf{p}(\eta^+) + t\hat{\mathbf{z}} \rangle &= \langle \boldsymbol{\iota}(\eta^+), \mathbf{p}(\eta^+) \rangle + t\langle \boldsymbol{\iota}(\eta^+), \hat{\mathbf{z}} \rangle > \langle \boldsymbol{\iota}(\eta^+), \mathbf{p}(\eta^+) \rangle. \end{aligned}$$

This leads to a contradiction, as it implies $\mathbf{p}(\eta^+) + t\hat{\mathbf{z}} \in \mathcal{E}_{\boldsymbol{\theta}, M}$ but $\mathbf{p}(\eta^+) + t\hat{\mathbf{z}} \notin \mathcal{H}(\eta^+)$. Hence, we must have $\boldsymbol{\theta} = k\boldsymbol{\iota}(\eta^+)$ for some $k > 0$ as both vectors are positive. Moreover, for any $\mathbf{p} \in \mathcal{H}(\eta^+)$,

$$\langle \boldsymbol{\theta}, \mathbf{p} \rangle = k\langle \boldsymbol{\iota}(\eta^+), \mathbf{p} \rangle \leq k\langle \boldsymbol{\iota}(\eta^+), \mathbf{p}(\eta^+) \rangle = \langle \boldsymbol{\theta}, \mathbf{p}(\eta^+) \rangle \leq M$$

where the last inequality follows from $\mathbf{p}(\eta^+) \in \mathcal{E}_{\boldsymbol{\theta}, M}$. Thus, $\mathbf{p} \in \mathcal{E}_{\boldsymbol{\theta}, M}$, implying that $\mathcal{E}_{\boldsymbol{\theta}, M} = \mathcal{H}(\eta^+)$. In summary, $\mathcal{E}_{\boldsymbol{\theta}, M}$ is Pareto efficient if and only if there exists some η^+ such that $\mathcal{E}_{\boldsymbol{\theta}, M} = \mathcal{H}(\eta^+)$. However, this condition holds only non-generically in $\mathbb{R}_+^n \times \mathbb{R}$, meaning that $\mathcal{E}_{\boldsymbol{\theta}, M}$ is generically Pareto inefficient.

For $\mathcal{B}(\underline{\mathbf{p}}, \bar{\mathbf{p}})$, suppose $\exists \eta^+$ such that $\bar{\mathbf{p}} = \mathbf{p}(\eta^+)$. Then, for any $\mathbf{p} \in \mathcal{B}(\underline{\mathbf{p}}, \bar{\mathbf{p}})$,

$$\langle \boldsymbol{\iota}(\eta^+), \mathbf{p} \rangle \leq \langle \boldsymbol{\iota}(\eta^+), \bar{\mathbf{p}} \rangle = \langle \boldsymbol{\iota}(\eta^+), \mathbf{p}(\eta^+) \rangle.$$

Thus, we have $\mathcal{B}(\underline{\mathbf{p}}, \bar{\mathbf{p}}) \subseteq \mathcal{H}(\eta^+)$. By Lemma 3, this implies that $\mathcal{B}(\underline{\mathbf{p}}, \bar{\mathbf{p}})$ is Pareto efficient whenever $\bar{\mathbf{p}} = \mathbf{p}(\eta^+)$ for some η^+ .

Conversely, if $\mathcal{B}(\underline{\mathbf{p}}, \bar{\mathbf{p}})$ is Pareto efficient, by Lemma 3, there exists some η^+ such that

$$\langle \boldsymbol{\iota}(\eta^+), \bar{\mathbf{p}} \rangle \leq \langle \boldsymbol{\iota}(\eta^+), \mathbf{p}(\eta^+) \rangle.$$

Since $\mathbf{p}(\eta^+) \in \mathcal{B}(\underline{\mathbf{p}}, \bar{\mathbf{p}})$ implies $\mathbf{p}(\eta^+) \leq \bar{\mathbf{p}}$, equality must hold.

In conclusion, $\mathcal{B}(\underline{\mathbf{p}}, \bar{\mathbf{p}})$ is Pareto efficient if and only if there exists some η^+ such that $\bar{\mathbf{p}} = \mathbf{p}(\eta^+)$. This condition is generically not satisfied, as $\mathbf{p}(\eta^+)$ has measure zero in \mathbb{R}^2 . Therefore, $\mathcal{B}(\underline{\mathbf{p}}, \bar{\mathbf{p}})$ is generically Pareto inefficient. \square

A.6 Proof of Lemma 4

Part I.

Apply the spectral decomposition, equations (6) and (7) can be rewritten as

$$R_V(\mathbf{p}) = \frac{\langle \mathbf{w}_1, \mathbf{a} - \mathbf{p} \rangle^2 + \sum_{i=2}^n \left(\frac{1-\delta\lambda_1}{1-\delta\lambda_i} \right)^2 \langle \mathbf{w}_i, \mathbf{a} - \mathbf{p} \rangle^2}{\langle \mathbf{w}_1, \frac{\mathbf{a}-\mathbf{c}}{2} \rangle^2 + \sum_{i=2}^n \left(\frac{1-\delta\lambda_1}{1-\delta\lambda_i} \right)^2 \langle \mathbf{w}_i, \frac{\mathbf{a}-\mathbf{c}}{2} \rangle^2},$$

$$R_{\Pi}(\mathbf{p}) = 1 - \frac{\langle \mathbf{w}_1, \mathbf{p} - \mathbf{p}^{ur} \rangle^2 + \sum_{i=2}^n \frac{1-\delta\lambda_1}{1-\delta\lambda_i} \langle \mathbf{w}_i, \mathbf{p} - \mathbf{p}^{ur} \rangle^2}{\langle \mathbf{w}_1, \frac{\mathbf{a}-\mathbf{c}}{2} \rangle^2 + \sum_{i=2}^n \frac{1-\delta\lambda_1}{1-\delta\lambda_i} \langle \mathbf{w}_i, \frac{\mathbf{a}-\mathbf{c}}{2} \rangle^2}.$$

Note that $1 - \delta\lambda_1 \rightarrow 0$ as $\delta \rightarrow 1/\lambda_1$, take limits and we get

$$\bar{R}_{\Pi}(\mathbf{p}) := \lim_{\delta \rightarrow 1/\lambda_1} R_{\Pi}(\mathbf{p}) = 1 - \frac{\langle \mathbf{w}_1, \mathbf{p} - \mathbf{p}^{ur} \rangle^2}{\langle \mathbf{w}_1, \frac{\mathbf{a}-\mathbf{c}}{2} \rangle^2} = 1 - \mathcal{A}(\mathbf{p})^2,$$

$$\bar{R}_V(\mathbf{p}) := \lim_{\delta \rightarrow 1/\lambda_1} R_V(\mathbf{p}) = \frac{\langle \mathbf{w}_1, \mathbf{a} - \mathbf{p} \rangle^2}{\langle \mathbf{w}_1, \frac{\mathbf{a}-\mathbf{c}}{2} \rangle^2} = (1 - \mathcal{A}(\mathbf{p}))^2.$$

\square

Part II.

According to Lemma 2 and equation (17), the firm's problem becomes

$$\min_{\mathbf{p} \in K} \sum_{i=1}^n \frac{\langle \mathbf{w}_i, \mathbf{p} - \mathbf{p}^{ur} \rangle^2}{1 - \delta\lambda_i},$$

which is equivalent to

$$\min_{\mathbf{p} \in K} \langle \mathbf{w}_1, \mathbf{p} - \mathbf{p}^{ur} \rangle^2 + \sum_{i=2}^n \frac{1 - \delta\lambda_1}{1 - \delta\lambda_i} \langle \mathbf{w}_i, \mathbf{p} - \mathbf{p}^{ur} \rangle^2, \quad (\text{A.8})$$

Define the set

$$K_{\mathbf{w}_1} := \arg \min_{\mathbf{p} \in K} \langle \mathbf{w}_1, \mathbf{p} - \mathbf{p}^{ur} \rangle^2.$$

Since K is convex and closed, the set $\{\langle \mathbf{w}_1, \mathbf{p} - \mathbf{p}^{ur} \rangle : \mathbf{p} \in K\}$ is also convex and closed, implying that it forms a closed interval. Consequently, the set $\{\langle \mathbf{w}_1, \mathbf{p} - \mathbf{p}^{ur} \rangle^2 : \mathbf{p} \in K\}$ is a closed interval in \mathbb{R}_+ and thus attains a minimum. Therefore, $K_{\mathbf{w}_1}$ is non-empty. Now, fix

$\tilde{\mathbf{p}} \in K_{\mathbf{w}_1}$, for any $\epsilon > 0$, define

$$\bar{\delta} := \frac{1}{\lambda_1} \left(1 - \frac{(1 - \lambda_2/\lambda_1)\epsilon}{\|\tilde{\mathbf{p}} - \mathbf{p}^{ur}\|_2^2} \right) < \frac{1}{\lambda_1}.$$

For $\bar{\delta} < \delta < 1/\lambda_1$, we have

$$\begin{aligned} 0 &\leq \langle \mathbf{w}_1, \tilde{\mathbf{p}} - \mathbf{p}^{ur} \rangle^2 + \sum_{i=2}^n \frac{1 - \delta\lambda_1}{1 - \delta\lambda_i} \langle \mathbf{w}_i, \tilde{\mathbf{p}} - \mathbf{p}^{ur} \rangle^2 \\ &\quad - [\langle \mathbf{w}_1, \mathbf{p}^*(\delta) - \mathbf{p}^{ur} \rangle^2 + \sum_{i=2}^n \frac{1 - \delta\lambda_1}{1 - \delta\lambda_i} \langle \mathbf{w}_i, \mathbf{p}^*(\delta) - \mathbf{p}^{ur} \rangle^2] \\ &\leq \langle \mathbf{w}_1, \tilde{\mathbf{p}} - \mathbf{p}^{ur} \rangle^2 - \langle \mathbf{w}_1, \mathbf{p}^*(\delta) - \mathbf{p}^{ur} \rangle^2 + \frac{1 - \delta\lambda_1}{1 - \delta\lambda_2} \sum_{i=2}^n \langle \mathbf{w}_i, \tilde{\mathbf{p}} - \mathbf{p}^{ur} \rangle^2 \\ &\leq \langle \mathbf{w}_1, \tilde{\mathbf{p}} - \mathbf{p}^{ur} \rangle^2 - \langle \mathbf{w}_1, \mathbf{p}^*(\delta) - \mathbf{p}^{ur} \rangle^2 + \frac{1 - \delta\lambda_1}{1 - \lambda_2/\lambda_1} \|\tilde{\mathbf{p}} - \mathbf{p}^{ur}\|_2^2 \\ &< \langle \mathbf{w}_1, \tilde{\mathbf{p}} - \mathbf{p}^{ur} \rangle^2 - \langle \mathbf{w}_1, \mathbf{p}^*(\delta) - \mathbf{p}^{ur} \rangle^2 + \epsilon. \end{aligned}$$

The second inequality comes from $\lambda_2 \geq \lambda_i$ for $i \geq 2$ and the third one comes from $\delta < 1/\lambda_1$ and $\sum_{i=2}^n \langle \mathbf{w}_i, \tilde{\mathbf{p}} - \mathbf{p}^{ur} \rangle^2 \leq \sum_{i=1}^n \langle \mathbf{w}_i, \tilde{\mathbf{p}} - \mathbf{p}^{ur} \rangle^2 = \|\tilde{\mathbf{p}} - \mathbf{p}^{ur}\|_2^2$. Therefore, we obtain

$$\lim_{\delta \rightarrow 1/\lambda_1} \langle \mathbf{w}_1, \mathbf{p}^*(\delta) - \mathbf{p}^{ur} \rangle^2 = \langle \mathbf{w}_1, \tilde{\mathbf{p}} - \mathbf{p}^{ur} \rangle^2 = \min_{\mathbf{p} \in K} \langle \mathbf{w}_1, \mathbf{p} - \mathbf{p}^{ur} \rangle^2. \quad (\text{A.9})$$

This is equivalent to $\lim_{\delta \rightarrow 1/\lambda_1} \mathcal{A}(\mathbf{p}^*(\delta))^2 = \min_{\mathbf{p} \in K} \mathcal{A}(\mathbf{p})^2 = \min_{z \in \mathcal{A}(K)} z^2$. Moreover, note that $\mathcal{A}(\mathbf{p})$ is an affine function of \mathbf{p} and K is closed and convex, then $\mathcal{A}(K) \subseteq \mathbb{R}$ is a closed interval. Therefore, $\mathcal{A}^* := \lim_{\delta \rightarrow 1/\lambda_1} \mathcal{A}(\mathbf{p}^*(\delta)) = \arg \min_{z \in \mathcal{A}(K)} |z|$.

Next, we derive the limits of surplus and profit ratios. Note that

$$\begin{aligned} 0 &\leq \sum_{i=2}^n \frac{1 - \delta\lambda_1}{1 - \delta\lambda_i} \langle \mathbf{w}_i, \mathbf{p}^*(\delta) - \mathbf{p}^{ur} \rangle^2 \\ &\leq - \langle \mathbf{w}_1, \mathbf{p}^*(\delta) - \mathbf{p}^{ur} \rangle^2 + \langle \mathbf{w}_1, \tilde{\mathbf{p}} - \mathbf{p}^{ur} \rangle^2 + \sum_{i=2}^n \frac{1 - \delta\lambda_1}{1 - \delta\lambda_i} \langle \mathbf{w}_i, \tilde{\mathbf{p}} - \mathbf{p}^{ur} \rangle^2 \end{aligned}$$

which approaches 0 as $\delta \rightarrow 1/\lambda_1$ using equation (A.9). Hence,

$$\lim_{\delta \rightarrow 1/\lambda_1} \frac{1 - \delta\lambda_1}{1 - \delta\lambda_i} \langle \mathbf{w}_i, \mathbf{p}^*(\delta) - \mathbf{p}^{ur} \rangle^2 = 0, \quad i \geq 2 \quad (\text{A.10})$$

Then

$$\begin{aligned}
\overline{R}_\Pi^* &:= \lim_{\delta \rightarrow 1/\lambda_1} R_\Pi(\mathbf{p}^*(\delta)) \\
&= 1 - \lim_{\delta \rightarrow 1/\lambda_1} \sum_{i=1}^n \frac{\langle \mathbf{w}_i, \mathbf{p}^*(\delta) - \mathbf{p}^{ur} \rangle^2}{1 - \delta\lambda_i} \bigg/ \sum_{i=1}^n \frac{\langle \mathbf{w}_i, \frac{\mathbf{a}-\mathbf{c}}{2} \rangle^2}{1 - \delta\lambda_i} \\
&= 1 - \lim_{\delta \rightarrow 1/\lambda_1} \frac{\langle \mathbf{w}_1, \mathbf{p}^*(\delta) - \mathbf{p}^{ur} \rangle^2 + \sum_{i=2}^n \frac{1-\delta\lambda_1}{1-\delta\lambda_i} \langle \mathbf{w}_i, \mathbf{p}^*(\delta) - \mathbf{p}^{ur} \rangle^2}{\langle \mathbf{w}_1, \frac{\mathbf{a}-\mathbf{c}}{2} \rangle^2 + \sum_{i=2}^n \frac{1-\delta\lambda_1}{1-\delta\lambda_i} \langle \mathbf{w}_i, \frac{\mathbf{a}-\mathbf{c}}{2} \rangle^2} \\
&= 1 - \lim_{\delta \rightarrow 1/\lambda_1} \frac{\langle \mathbf{w}_1, \mathbf{p}^*(\delta) - \mathbf{p}^{ur} \rangle^2}{\langle \mathbf{w}_1, \frac{\mathbf{a}-\mathbf{c}}{2} \rangle^2} = 1 - (\mathcal{A}^*)^2.
\end{aligned}$$

Equation (A.10) also implies that, for $i \geq 2$:

$$\begin{aligned}
\lim_{\delta \rightarrow 1/\lambda_1} \left(\frac{1 - \delta\lambda_1}{1 - \delta\lambda_i} \right)^2 \langle \mathbf{w}_i, \mathbf{p}^*(\delta) - \mathbf{p}^{ur} \rangle^2 &= 0, \\
\lim_{\delta \rightarrow 1/\lambda_1} \left(\frac{1 - \delta\lambda_1}{1 - \delta\lambda_i} \right)^2 \langle \mathbf{w}_i, \mathbf{p}^*(\delta) - \mathbf{p}^{ur} \rangle &= 0,
\end{aligned}$$

where the second equality follows from $|\langle \mathbf{w}_i, \mathbf{p}^*(\delta) - \mathbf{p}^{ur} \rangle| \leq \max\{1, \langle \mathbf{w}_i, \mathbf{p}^*(\delta) - \mathbf{p}^{ur} \rangle^2\}$. Then we obtain that for $i \geq 2$,

$$\begin{aligned}
&\lim_{\delta \rightarrow 1/\lambda_1} \left(\frac{1 - \delta\lambda_1}{1 - \delta\lambda_i} \right)^2 \langle \mathbf{w}_i, \mathbf{a} - \mathbf{p}^*(\delta) \rangle^2 \\
&= \lim_{\delta \rightarrow 1/\lambda_1} \left(\frac{1 - \delta\lambda_1}{1 - \delta\lambda_i} \right)^2 \left[\langle \mathbf{w}_i, \mathbf{p}^*(\delta) - \mathbf{p}^{ur} \rangle^2 + \langle \mathbf{w}_i, \frac{\mathbf{a}-\mathbf{c}}{2} \rangle^2 - 2\langle \mathbf{w}_i, \mathbf{p}^*(\delta) - \mathbf{p}^{ur} \rangle \langle \mathbf{w}_i, \frac{\mathbf{a}-\mathbf{c}}{2} \rangle \right] = 0.
\end{aligned}$$

Therefore, we have

$$\begin{aligned}
\overline{R}_V^* &:= \lim_{\delta \rightarrow 1/\lambda_1} R_V(\mathbf{p}^*(\delta)) \\
&= \lim_{\delta \rightarrow 1/\lambda_1} \sum_{i=1}^n \frac{\langle \mathbf{w}_i, \mathbf{a} - \mathbf{p}^*(\delta) \rangle^2}{(1 - \delta\lambda_i)^2} \bigg/ \sum_{i=1}^n \frac{\langle \mathbf{w}_i, \frac{\mathbf{a}-\mathbf{c}}{2} \rangle^2}{(1 - \delta\lambda_i)^2}, \\
&= \lim_{\delta \rightarrow 1/\lambda_1} \frac{\langle \mathbf{w}_1, \mathbf{a} - \mathbf{p}^*(\delta) \rangle^2 + \sum_{i=2}^n \left(\frac{1-\delta\lambda_1}{1-\delta\lambda_i} \right)^2 \langle \mathbf{w}_i, \mathbf{a} - \mathbf{p}^*(\delta) \rangle^2}{\langle \mathbf{w}_1, \frac{\mathbf{a}-\mathbf{c}}{2} \rangle^2 + \sum_{i=2}^n \left(\frac{1-\delta\lambda_1}{1-\delta\lambda_i} \right)^2 \langle \mathbf{w}_i, \frac{\mathbf{a}-\mathbf{c}}{2} \rangle^2} \\
&= \lim_{\delta \rightarrow 1/\lambda_1} \frac{\langle \mathbf{w}_1, \mathbf{a} - \mathbf{p}^*(\delta) \rangle^2}{\langle \mathbf{w}_1, \frac{\mathbf{a}-\mathbf{c}}{2} \rangle^2} = (1 - \mathcal{A}^*)^2
\end{aligned}$$

□

A.7 Proof of Theorem 2

For \mathcal{D}_Δ , and any feasible price vector $\mathbf{p} \in \mathcal{D}_\Delta$, $\mathbf{p} + t\mathbf{1}_n \in \mathcal{D}_\Delta$ for any $t \in \mathbb{R}$. Note that $\langle \mathbf{w}_1, \mathbf{1}_n \rangle \neq 0$ since $\mathbf{w}_1 > \mathbf{0}$. Therefore, there exists t such that $\langle \mathbf{w}_1, \mathbf{p} + t\mathbf{1}_n \rangle = \langle \mathbf{w}_1, \mathbf{p}^{ur} \rangle$ and thus $\mathcal{A}(\mathbf{p} + t\mathbf{1}_n) = 0 \in \mathcal{A}(\mathcal{D}_\Delta)$. Consequently, \mathcal{D}_Δ is always neutral according to Table 2.

For $\mathcal{E}_{\theta, M}$, if $\theta \not\propto \mathbf{w}_1$, then $\exists \hat{\mathbf{z}} \in \mathbb{R}^n$ such that $\langle \theta, \hat{\mathbf{z}} \rangle = 0$ and $\langle \mathbf{w}_1, \hat{\mathbf{z}} \rangle \neq 0$. Then for any $\mathbf{p} \in \mathcal{E}_{\theta, M}$, $\exists t \in \mathbb{R}$ such that $\mathbf{p} + t\hat{\mathbf{z}} \in \mathcal{E}_{\theta, M}$ and

$$\langle \mathbf{w}_1, \mathbf{p} + t\hat{\mathbf{z}} \rangle = \langle \mathbf{w}_1, \mathbf{p} \rangle + t\langle \mathbf{w}_1, \hat{\mathbf{z}} \rangle = \langle \mathbf{w}_1, \mathbf{p}^{ur} \rangle.$$

This implies $\mathcal{A}(\mathbf{p} + t\hat{\mathbf{z}}) = 0 \in \mathcal{A}(\mathcal{E}_{\theta, M})$. According to Table 2, $\mathcal{E}_{\theta, M}$ is neutral if $\theta \not\propto \mathbf{w}_1$, which generically holds. The discussion above is illustrated in panel (a) of Figure A.1.

For $\mathcal{B}(\underline{\mathbf{p}}, \bar{\mathbf{p}})$, by definition of $\mathcal{A}(\cdot)$, $0 \in \mathcal{A}(\mathcal{B}(\underline{\mathbf{p}}, \bar{\mathbf{p}})) \Leftrightarrow \mathcal{A}(\underline{\mathbf{p}}) \leq \mathcal{A}(\mathbf{p}^{ur}) \leq \mathcal{A}(\bar{\mathbf{p}}) \Leftrightarrow \langle \mathbf{w}_1, \underline{\mathbf{p}} \rangle \leq \langle \mathbf{w}_1, \mathbf{p}^{ur} \rangle \leq \langle \mathbf{w}_1, \bar{\mathbf{p}} \rangle$. Therefore, $\mathcal{B}(\underline{\mathbf{p}}, \bar{\mathbf{p}})$ is neutral within this bound as illustrated in panel (b) of Figure A.1. \square

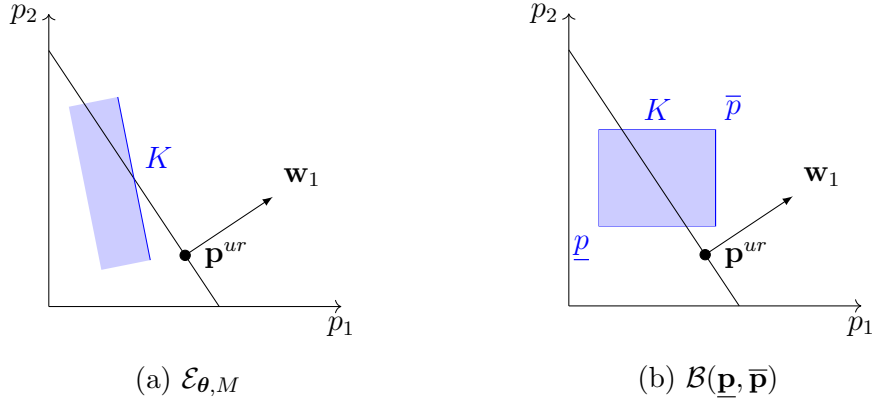


Figure A.1: Illustration of the proof

A.8 Proof of Proposition 2

Lemma A.1 For any $\tau \in [0, 1]$, $R_V^+(\tau) = (1 + \sqrt{1 - \tau})^2 + \mathcal{O}(\frac{1}{\lambda_1} - \delta)$.

Proof. We use the notation in Section A.1. If $\tau = 1$, it is obvious since $R_V^+(1) \equiv 1$.

If $\tau < 1$, first, according to equations (A.3) and (A.4), the parameter $\mu \in (1, \infty)$ is determined by equation:

$$1 - \tau = \frac{\sum_{i=1}^n \phi_i \left(\frac{\hat{a}_i - \hat{c}_i}{2} \right)^2 \left(\frac{\phi_i}{\mu - \phi_i} \right)^2}{\sum_{i=1}^n \phi_i \left(\frac{\hat{a}_i - \hat{c}_i}{2} \right)^2}. \quad (\text{A.11})$$

The RHS of this equation are bounded as

$$\left(\frac{1}{\mu-1}\right)^2 \geq \frac{\sum_{i=1}^n \phi_i \left(\frac{\hat{a}_i - \hat{c}_i}{2}\right)^2 \left(\frac{\phi_i}{\mu - \phi_i}\right)^2}{\sum_{i=1}^n \phi_i \left(\frac{\hat{a}_i - \hat{c}_i}{2}\right)^2} \geq \frac{\left(\frac{\hat{a}_1 - \hat{c}_1}{2}\right)^2}{\sum_{i=1}^n \left(\frac{\hat{a}_i - \hat{c}_i}{2}\right)^2} \left(\frac{1}{\mu-1}\right)^2,$$

which implies $1 \geq (1-\tau)(\mu-1)^2$ and $\mu \geq 1 + \sqrt{\frac{(\frac{\hat{a}_1 - \hat{c}_1}{2})^2}{\sum_{i=1}^n (\frac{\hat{a}_i - \hat{c}_i}{2})^2}}$, which is a constant. Moreover, equation (A.11) can be also written as

$$1 - \tau = \left(\frac{1}{\mu-1}\right)^2 + \frac{\sum_{i=2}^n \phi_i \left(\frac{\hat{a}_i - \hat{c}_i}{2}\right)^2 \left[\left(\frac{\phi_i}{\mu - \phi_i}\right)^2 - \left(\frac{1}{\mu-1}\right)^2\right]}{\sum_{i=1}^n \phi_i \left(\frac{\hat{a}_i - \hat{c}_i}{2}\right)^2},$$

which implies

$$\begin{aligned} \frac{1}{\mu-1} - \sqrt{1-\tau} &= \frac{\sum_{i=2}^n \phi_i \left(\frac{\hat{a}_i - \hat{c}_i}{2}\right)^2 \left[\left(\frac{1}{\mu-1}\right)^2 - \left(\frac{\phi_i}{\mu - \phi_i}\right)^2\right]}{\sum_{i=1}^n \phi_i \left(\frac{\hat{a}_i - \hat{c}_i}{2}\right)^2 \left(\frac{1}{\mu-1} + \sqrt{1-\tau}\right)} \\ &= \frac{\sum_{i=2}^n \underbrace{\phi_i}_{\mathcal{O}(\frac{1}{\lambda_1} - \delta)} \overbrace{\left(\frac{\hat{a}_i - \hat{c}_i}{2}\right)^2 \frac{1}{\mu-1} [1 - \phi_i^2 (\frac{\mu-1}{\mu - \phi_i})^2]}^{\mathcal{O}(1)}}{\underbrace{\sum_{i=1}^n \phi_i \left(\frac{\hat{a}_i - \hat{c}_i}{2}\right)^2 (1 + (\mu-1)\sqrt{1-\tau})}_{\mathcal{O}(1)}} \quad (\text{A.12}) \\ &= \mathcal{O}\left(\frac{1}{\lambda_1} - \delta\right). \end{aligned}$$

Now we apply the spectral decomposition for R_V

$$\begin{aligned} R_V^+(\tau) &= R_V(\mathbf{p}(\eta^+)) = \frac{\sum_{i=1}^n \phi_i^2 (\hat{a}_i - \hat{p}_i(\eta^+))^2}{\sum_{i=1}^n \phi_i^2 \left(\frac{\hat{a}_i - \hat{c}_i}{2}\right)^2} \\ &= \frac{\sum_{i=1}^n \phi_i^2 \left(\frac{\hat{a}_i - \hat{c}_i}{2}\right)^2 \left(\frac{\mu}{\mu - \phi_i}\right)^2}{\sum_{i=1}^n \phi_i^2 \left(\frac{\hat{a}_i - \hat{c}_i}{2}\right)^2} \\ &= \left(\frac{\mu}{\mu-1}\right)^2 + \frac{\sum_{i=2}^n \underbrace{\phi_i^2}_{\mathcal{O}(\delta - \frac{1}{\lambda_1})^2} \overbrace{\left(\frac{\hat{a}_i - \hat{c}_i}{2}\right)^2 \left[\left(\frac{\mu}{\mu - \phi_i}\right)^2 - \left(\frac{\mu}{\mu-1}\right)^2\right]}^{\mathcal{O}(1)}}{\underbrace{\sum_{i=1}^n \phi_i^2 \left(\frac{\hat{a}_i - \hat{c}_i}{2}\right)^2}_{\mathcal{O}(1)}} \\ &= \left(\frac{\mu}{\mu-1}\right)^2 + \mathcal{O}\left(\frac{1}{\lambda_1} - \delta\right)^2. \end{aligned}$$

Plug equation (A.12) into this equation we get

$$\begin{aligned}
R_V^+(\tau) &= (1 + \frac{1}{\mu-1})^2 + \mathcal{O}\left(\frac{1}{\lambda_1} - \delta\right)^2 \\
&= (1 + \sqrt{1-\tau} + \mathcal{O}(\frac{1}{\lambda_1} - \delta))^2 + \mathcal{O}\left(\frac{1}{\lambda_1} - \delta\right)^2 \\
&= (1 + \sqrt{1-\tau})^2 + \mathcal{O}\left(\frac{1}{\lambda_1} - \delta\right).
\end{aligned}$$

□

Now we can decompose $Gap(\delta)$ as:

$$\begin{aligned}
Gap(\delta) &= R_V^+(\tau^*(\delta)) - (1 + \sqrt{1-\tau^*(\delta)})^2 + (1 + \sqrt{1-\tau^*(\delta)})^2 - R_V(\mathbf{p}^*(\delta)) \\
&= \mathcal{O}\left(\frac{1}{\lambda_1} - \delta\right) + (1 + \sqrt{1-\tau^*(\delta)})^2 - R_V(\mathbf{p}^*(\delta))
\end{aligned}$$

Recall that in Part II of Section A.6, we show that $\tau^*(\delta) \rightarrow 1 - (\mathcal{A}^*)^2$ and $R_V(\mathbf{p}^*(\delta)) \rightarrow (1 - \mathcal{A}^*)^2$. Furthermore, for neutral and Pareto efficient price regulations, $\mathcal{A}^* < 0$. Then we have

$$\lim_{\delta \rightarrow 1/\lambda_1} Gap(\delta) = (1 + \sqrt{(\mathcal{A}^*)^2})^2 - (1 - \mathcal{A}^*)^2 = 0.$$

□

A.9 Proof of Lemma 5

(i) According to Lemma 2, the firm chooses a price $p^0 \in \mathbb{R}$ to minimize

$$(p^0 \mathbf{1} - \mathbf{p}^{ur})^T \mathbf{H} (p^0 \mathbf{1} - \mathbf{p}^{ur}).$$

The first order condition can be derived as

$$2\mathbf{1}^T \mathbf{H} \mathbf{1} p^0 - 2\mathbf{1}^T \mathbf{H} \mathbf{p}^{ur} \implies \mathbf{p}^0(\delta) := p^0 \mathbf{1} = \frac{\mathbf{1}^T \mathbf{H} \mathbf{p}^{ur}}{\mathbf{1}^T \mathbf{H} \mathbf{1}} \mathbf{1}.$$

(ii) Note that $\mathbf{p}^{ur} = \mathbf{a}/2$ under Assumption 3, then by the expression derived in (i), we have

$$\mathcal{A}(\mathbf{p}^0(\delta)) = \frac{\langle \mathbf{w}_1, \mathbf{p}^0(\delta) - \mathbf{p}^{ur} \rangle}{\langle \mathbf{w}_1, \mathbf{a}/2 \rangle} = \frac{\frac{\mathbf{1}^T \mathbf{H} \mathbf{p}^{ur}}{\mathbf{1}^T \mathbf{H} \mathbf{1}} \mathbf{1}^T \mathbf{w}_1 - \mathbf{a}^T \mathbf{w}_1 / 2}{\langle \mathbf{w}_1, \mathbf{a}/2 \rangle} = -\frac{\mathbf{1}^T [\mathbf{H} \mathbf{1} \mathbf{w}_1^T - \mathbf{w}_1 \mathbf{1}^T \mathbf{H}] \mathbf{a}}{\langle \mathbf{w}_1, \mathbf{a} \rangle \mathbf{1}^T \mathbf{H} \mathbf{1}}.$$

By spectral decomposition

$$\begin{aligned}\lim_{\delta \rightarrow 1/\lambda_1} \mathbf{1}^T [\mathbf{H} \mathbf{1} \mathbf{w}_1^T - \mathbf{w}_1 \mathbf{1}^T \mathbf{H}] &= \lim_{\delta \rightarrow 1/\lambda_1} \sum_{i=1}^n \left[\frac{\langle \mathbf{w}_i, \mathbf{1} \rangle^2}{1 - \delta \lambda_i} \mathbf{w}_1^T - \frac{\langle \mathbf{w}_i, \mathbf{1} \rangle \langle \mathbf{w}_1, \mathbf{1} \rangle}{1 - \delta \lambda_i} \mathbf{w}_i^T \right] \\ &= \left(\sum_{i=2}^n \frac{\langle \mathbf{w}_i, \mathbf{1} \rangle^2}{1 - \lambda_i/\lambda_1} \right) \mathbf{w}_1^T - \sum_{i=2}^n \frac{\langle \mathbf{w}_i, \mathbf{1} \rangle \langle \mathbf{w}_1, \mathbf{1} \rangle}{1 - \lambda_i/\lambda_1} \mathbf{w}_i^T.\end{aligned}$$

The limit is well-defined and is in fact $\boldsymbol{\psi}^T$. Furthermore,

$$\frac{1}{\mathbf{1}^T \mathbf{H} \mathbf{1}} = \frac{1}{\langle \mathbf{w}_1, \mathbf{1} \rangle^2 + \sum_{i=2}^n \frac{(1-\delta\lambda_1)\langle \mathbf{w}_i, \mathbf{1} \rangle^2}{1-\delta\lambda_i}} (1 - \delta\lambda_1) = \frac{1}{\langle \mathbf{w}_1, \mathbf{1} \rangle^2} (1 - \delta\lambda_1) + \mathcal{O} \left(\frac{1}{\lambda_1} - \delta \right)^2$$

These two equations implies

$$\mathcal{A}(\mathbf{p}^0(\delta)) = 0 - \frac{\lim_{\delta \rightarrow 1/\lambda_1} \mathbf{1}^T [\mathbf{H} \mathbf{1} \mathbf{w}_1^T - \mathbf{w}_1 \mathbf{1}^T \mathbf{H}] \mathbf{a}}{\lambda_1 \langle \mathbf{w}_1, \mathbf{a} \rangle \langle \mathbf{w}_1, \mathbf{1} \rangle^2} \left(\frac{1}{\lambda_1} - \delta \right) + \mathcal{O} \left(\frac{1}{\lambda_1} - \delta \right)^2$$

when $\delta \rightarrow 1/\lambda_1$. □

A.10 Proof of Theorem 3

When $\delta \rightarrow 1/\lambda_1$, apply spectral decomposition:

$$\begin{aligned}R_V(\mathbf{p}^0(\delta)) &= \sum_{i=1}^n \frac{\langle \mathbf{w}_i, \mathbf{a} - \mathbf{p}^0(\delta) \rangle^2}{(1 - \delta \lambda_i)^2} \bigg/ \sum_{i=1}^n \frac{\langle \mathbf{w}_i, \frac{\mathbf{a} - \mathbf{c}}{2} \rangle^2}{(1 - \delta \lambda_i)^2}, \\ &= \frac{\langle \mathbf{w}_1, \mathbf{a} - \mathbf{p}^0(\delta) \rangle^2 + \sum_{i=2}^n \left(\frac{1-\delta\lambda_1}{1-\delta\lambda_i} \right)^2 \langle \mathbf{w}_i, \mathbf{a} - \mathbf{p}^0(\delta) \rangle^2}{\langle \mathbf{w}_1, \frac{\mathbf{a} - \mathbf{c}}{2} \rangle^2 + \sum_{i=2}^n \left(\frac{1-\delta\lambda_1}{1-\delta\lambda_i} \right)^2 \langle \mathbf{w}_i, \frac{\mathbf{a} - \mathbf{c}}{2} \rangle^2} \\ &= (1 - \mathcal{A}(\mathbf{p}^0(\delta)))^2 + \frac{\sum_{i=2}^n \left(\frac{1-\delta\lambda_1}{1-\delta\lambda_i} \right)^2 [\langle \mathbf{w}_i, \mathbf{a} - \mathbf{p}^0(\delta) \rangle^2 \langle \mathbf{w}_1, \frac{\mathbf{a} - \mathbf{c}}{2} \rangle^2 - \langle \mathbf{w}_i, \frac{\mathbf{a} - \mathbf{c}}{2} \rangle^2 \langle \mathbf{w}_1, \mathbf{a} - \mathbf{p}^0(\delta) \rangle^2]}{[\langle \mathbf{w}_1, \frac{\mathbf{a} - \mathbf{c}}{2} \rangle^2 + \sum_{i=2}^n \left(\frac{1-\delta\lambda_1}{1-\delta\lambda_i} \right)^2 \langle \mathbf{w}_i, \frac{\mathbf{a} - \mathbf{c}}{2} \rangle^2] \langle \mathbf{w}_1, \frac{\mathbf{a} - \mathbf{c}}{2} \rangle^2} \\ &= (1 - \mathcal{A}(\mathbf{p}^0(\delta)))^2 + \mathcal{O} \left(\frac{1}{\lambda_1} - \delta \right)^2.\end{aligned}$$

The fourth equality holds since $\mathbf{p}^0(\delta)$ is bounded. By Lemma 5 and the definition of $\boldsymbol{\psi}(\mathbf{G})$, we have

$$\mathcal{A}(\mathbf{p}^0(\delta)) = 0 - \frac{\langle \boldsymbol{\psi}(\mathbf{G}), \mathbf{a} \rangle}{\lambda_1 \langle \mathbf{w}_1, \mathbf{a} \rangle \langle \mathbf{w}_1, \mathbf{1} \rangle^2} \left(\frac{1}{\lambda_1} - \delta \right) + \mathcal{O} \left(\frac{1}{\lambda_1} - \delta \right)^2.$$

Plug this equation into the previous one, we have

$$R_V(\mathbf{p}^0(\delta)) = 1 + \frac{2\langle \boldsymbol{\psi}(\mathbf{G}), \mathbf{a} \rangle}{\lambda_1 \langle \mathbf{w}_1, \mathbf{a} \rangle \langle \mathbf{w}_1, \mathbf{1} \rangle^2} \left(\frac{1}{\lambda_1} - \delta \right) + \mathcal{O} \left(\frac{1}{\lambda_1} - \delta \right)^2.$$

Therefore, if $\text{corr}(\boldsymbol{\psi}(\mathbf{G}), \mathbf{a}) > 0$ (resp. < 0), there exists $\bar{\delta} < 1/\lambda_1$ (resp. $\bar{\bar{\delta}} < 1/\lambda_1$) such that $R_V(\mathbf{p}^0(\delta)) > 1$ (resp. < 1) for $\delta \in (\bar{\delta}, 1/\lambda_1)$ (resp. $\delta \in (\bar{\bar{\delta}}, 1/\lambda_1)$). Consumers gain from the prohibition of price discrimination in the first case, but are harmed in the second. \square

A.11 Proof of Lemma 6

(i)

$$\langle \boldsymbol{\psi}, \mathbf{1} \rangle = \lim_{\delta \rightarrow 1/\lambda_1} \mathbf{1}^T [\mathbf{w}_1 \mathbf{1}^T \mathbf{H} - \mathbf{H} \mathbf{1} \mathbf{w}_1^T] \mathbf{1} = \lim_{\delta \rightarrow 1/\lambda_1} [\mathbf{1}^T \mathbf{w}_1 \mathbf{1}^T \mathbf{H} \mathbf{1} - \mathbf{1}^T \mathbf{H} \mathbf{1} \mathbf{w}_1^T \mathbf{1}] = 0.$$

(ii) By property (i), for any vector \mathbf{z} , we have

$$\langle \boldsymbol{\psi}, \tilde{\mathbf{z}} \rangle = \langle \boldsymbol{\psi}, \mathbf{z} - \frac{\langle \mathbf{z}, \mathbf{1} \rangle}{n} \mathbf{1} \rangle = \langle \boldsymbol{\psi}, \mathbf{z} \rangle - \frac{\langle \mathbf{z}, \mathbf{1} \rangle}{n} \langle \boldsymbol{\psi}, \mathbf{1} \rangle = \langle \boldsymbol{\psi}, \mathbf{z} \rangle.$$

Then,

$$\langle \boldsymbol{\psi}, \tilde{\mathbf{w}}_1 \rangle = \langle \boldsymbol{\psi}, \mathbf{w}_1 \rangle = \sum_{i=2}^n \frac{\langle \mathbf{w}_i, \mathbf{1} \rangle^2}{1 - \lambda_i/\lambda_1} > 0,$$

where the strict inequality follows from the assumption that \mathbf{G} is not regular. Thus, $\text{corr}(\boldsymbol{\psi}, \tilde{\mathbf{w}}_1) > 0$.

(iii) Define the projection of $\tilde{\mathbf{w}}_1$ onto $\tilde{\mathbf{a}}$ as

$$\hat{\mathbf{a}} := \frac{\langle \tilde{\mathbf{w}}_1, \tilde{\mathbf{a}} \rangle}{\langle \tilde{\mathbf{a}}, \tilde{\mathbf{a}} \rangle} \tilde{\mathbf{a}}.$$

Then we have

$$\begin{aligned} \|\tilde{\mathbf{w}}_1 - \hat{\mathbf{a}}\|^2 &= \langle \tilde{\mathbf{w}}_1, \tilde{\mathbf{w}}_1 \rangle + \langle \hat{\mathbf{a}}, \hat{\mathbf{a}} \rangle - 2\langle \tilde{\mathbf{w}}_1, \hat{\mathbf{a}} \rangle \\ &= \langle \tilde{\mathbf{w}}_1, \tilde{\mathbf{w}}_1 \rangle - \frac{\langle \tilde{\mathbf{w}}_1, \tilde{\mathbf{a}} \rangle^2}{\langle \tilde{\mathbf{a}}, \tilde{\mathbf{a}} \rangle} \\ &= \langle \tilde{\mathbf{w}}_1, \tilde{\mathbf{w}}_1 \rangle (1 - \text{corr}(\tilde{\mathbf{w}}_1, \tilde{\mathbf{a}})^2) \\ &< \epsilon (2 - \epsilon) \langle \tilde{\mathbf{w}}_1, \tilde{\mathbf{w}}_1 \rangle \end{aligned}$$

where the last inequality follows from $\text{corr}(\tilde{\mathbf{a}}, \tilde{\mathbf{w}}_1) > 1 - \epsilon$ or $\text{corr}(\tilde{\mathbf{a}}, \tilde{\mathbf{w}}_1) < -1 + \epsilon$.

Since $\text{corr}(\boldsymbol{\psi}, \tilde{\mathbf{w}}_1) > 0$, by continuity, it follows that $\text{corr}(\boldsymbol{\psi}, \hat{\mathbf{a}}) > 0$ when ϵ is sufficiently

small. Then, we have

$$\text{sgn}(\text{corr}(\boldsymbol{\psi}, \mathbf{a})) = \text{sgn}(\text{corr}(\boldsymbol{\psi}, \tilde{\mathbf{a}})) = \langle \tilde{\mathbf{w}}_1, \tilde{\mathbf{a}} \rangle \text{sgn}(\text{corr}(\boldsymbol{\psi}, \tilde{\mathbf{a}})) = \text{sgn}(\text{corr}(\tilde{\mathbf{w}}_1, \tilde{\mathbf{a}}))$$

Thus, $\text{corr}(\boldsymbol{\psi}, \mathbf{a}) > 0$ (resp. < 0) when $\text{corr}(\tilde{\mathbf{w}}_1, \tilde{\mathbf{a}}) > 1 - \epsilon$ (resp. $< -1 + \epsilon$). \square

A.12 Proof of Lemma 7

Since \mathbf{P} is a permutation matrix, it is clear that $\mathbf{P}\mathbf{1} = \mathbf{1}$. By $\mathbf{P}\mathbf{G}\mathbf{P}^T = \mathbf{G}$, we have

$$\mathbf{P}\mathbf{H}\mathbf{P}^T = \mathbf{P}[\mathbf{I}_n - \delta\mathbf{G}]^{-1}\mathbf{P}^T = \{\mathbf{P}[\mathbf{I}_n - \delta\mathbf{G}]\mathbf{P}^T\}^{-1} = [\mathbf{P}\mathbf{P}^T - \delta\mathbf{P}\mathbf{G}\mathbf{P}^T]^{-1} = [\mathbf{I}_n - \delta\mathbf{G}]^{-1} = \mathbf{H}$$

Also, we have

$$\lambda_1 \mathbf{P}\mathbf{w}_1 = \mathbf{P}\mathbf{G}\mathbf{w}_1 = \mathbf{P}\mathbf{G}\mathbf{P}^T\mathbf{P}\mathbf{w}_1 = \mathbf{G}\mathbf{P}\mathbf{w}_1.$$

This implies that $\mathbf{P}\mathbf{w}_1$ is an eigenvector associated with λ_1 . Since \mathbf{G} is connected, the normalized eigenvector associated with λ_1 is unique. Therefore, $\mathbf{P}\mathbf{w}_1 = \mathbf{w}_1$. Finally, we have

$$\begin{aligned} \mathbf{P}\boldsymbol{\psi} &= \lim_{\delta \rightarrow 1/\lambda_1} \mathbf{P}[\mathbf{w}_1 \mathbf{1}^T \mathbf{H} - \mathbf{H} \mathbf{1} \mathbf{w}_1^T] \mathbf{1} \\ &= \lim_{\delta \rightarrow 1/\lambda_1} [\mathbf{P}\mathbf{w}_1 \mathbf{1}^T \mathbf{H} - \mathbf{P}\mathbf{H}\mathbf{P}^T \mathbf{P} \mathbf{1} \mathbf{w}_1^T] \mathbf{1} \\ &= \lim_{\delta \rightarrow 1/\lambda_1} [\mathbf{w}_1 \mathbf{1}^T \mathbf{H} - \mathbf{H} \mathbf{1} \mathbf{w}_1^T] \mathbf{1} = \boldsymbol{\psi} \end{aligned}$$

\square

B Additional Results

B.1 An alternative definition for consumer surplus

In our main text, there are n markets and each market has a representative consumer. Here we use an alternative definition where there is one representative consumer consuming in n markets with utility:

$$U_{AV}(\mathbf{x}, \mathbf{p}) := \mathbf{a}^T \mathbf{x} - \frac{1}{2} \mathbf{x}^T \mathbf{x} + \frac{\delta}{2} \mathbf{x}^T \mathbf{G} \mathbf{x}^T - \mathbf{p}^T \mathbf{x}. \quad (\text{B.1})$$

The demand system under the first order condition is the same as equation (2), so the analysis of equilibrium prices are the same as in Section 4.

For the welfare analysis, $\mathbf{x}(\mathbf{p}) = [\mathbf{I}_n - \delta \mathbf{G}]^{-1}(\mathbf{a} - \mathbf{p})$, then the consumer surplus has an alternative definition:

$$V_{AV}(\mathbf{p}) := U_{AV}(\mathbf{x}(\mathbf{p}), \mathbf{p}) = \frac{1}{2}(\mathbf{a} - \mathbf{p})^T [\mathbf{I}_n - \delta \mathbf{G}]^{-1}(\mathbf{a} - \mathbf{p}). \quad (\text{B.2})$$

Now we also consider problem (8) and get the following parallel results for Lemma 1.

Lemma B.1 *The solution to problem (8) can be expressed as:*

$$\mathbf{p}^\gamma(\tau) = \frac{\mathbf{a} + \mathbf{c}}{2} - \gamma \sqrt{1 - \tau} \frac{\mathbf{a} - \mathbf{c}}{2}. \quad (\text{B.3})$$

The consumption level is given by $\mathbf{x}^\gamma(\tau) = (1 - \gamma \sqrt{1 - \tau}) \mathbf{x}^{ur}$, consistent with the implication from Armstrong and Vickers (2018) that relative quantities remain unchanged. Furthermore, we can characterize the bound for the equilibrium outcome similar to Observation 1.

Proposition B.1 *If the Assumptions 1 and 2 hold, the equilibrium consumer surplus ratio must locate in the range $[(1 - \sqrt{1 - \tau^*})^2, (1 + \sqrt{1 - \tau^*})^2]$ where $\tau^* := R_{\Pi}(\mathbf{p}^*)$.*

Here the bounds are irrelevant with δ , in fact, they equal to the bound when δ approaches $1/\lambda_1$. Then the Pareto frontier can be parameterized as in Section 4.2:

$$\mathcal{P} = \{(1 - t^2, (1 - t)^2) : t \in [-1, 0]\}. \quad (\text{B.4})$$

We can also derive a parallel result to Lemma 3 to determine the types of price regulations that achieve the Pareto frontier. Specifically, we define

$$\boldsymbol{\iota} := [\mathbf{I}_n - \delta \mathbf{G}]^{-1}(\mathbf{a} - \mathbf{c}) \geq \mathbf{0}, \quad (\text{B.5})$$

$$\mathcal{H}(\tau) := \{\mathbf{p} \in \mathbb{R}^n : \langle \boldsymbol{\iota}, \mathbf{p} \rangle \leq \langle \boldsymbol{\iota}, \mathbf{p}^+(\tau) \rangle\}. \quad (\text{B.6})$$

Here the weight $\boldsymbol{\iota}$ is parallel to \mathbf{x}^{ur} and remains independent of τ . Additionally, as δ approaches $1/\lambda_1$, it converges to \mathbf{w}_1 .

Proposition B.2 *If Assumptions 1 and 2 hold, the equilibrium ratios $(R_V(\mathbf{p}^*), R_\Pi(\mathbf{p}^*))$ locate on the Pareto frontier \mathcal{P} if and only if $\exists \tau \in [0, 1]$ such that $\mathbf{p}^+(\tau) \in K$, and $K \subseteq \mathcal{H}(\tau)$.*

In other words, the set K must intersect the segment connecting \mathbf{c} and $(\mathbf{a} + \mathbf{c})/2$ at $\mathbf{p}^+(\tau)$, and the average price induced by any $\mathbf{p} \in K$, weighted by $\boldsymbol{\iota}$, must not exceed the corresponding average price for $\mathbf{p}^+(\tau)$.

Our analysis in Section 4.2 for large δ applies in this section.

B.2 Regular graph under uniform pricing

If the network is a regular graph, the uniform price can be simplified as

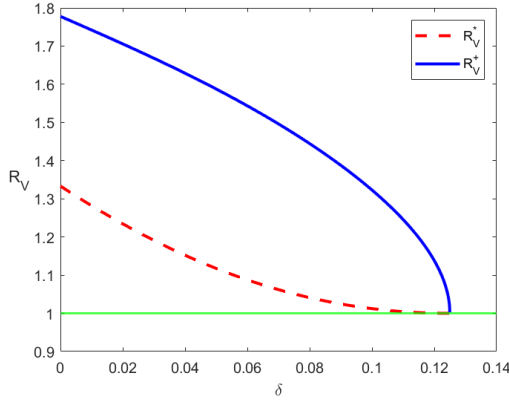
$$\mathbf{p}^0 = \frac{\mathbf{1}^T \mathbf{p}^{ur}}{n} \mathbf{1}$$

which is irrelevant with the network structure and spillovers. Then by spectral decomposition, we have

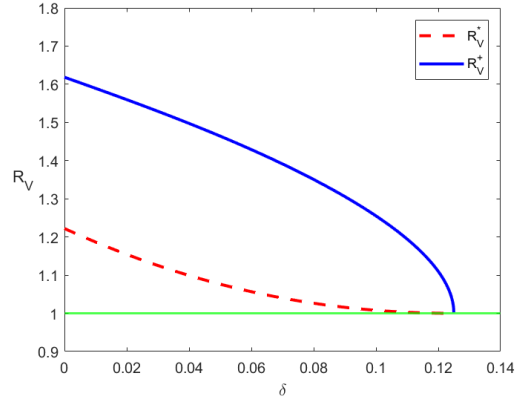
$$\begin{aligned} R_V(\mathbf{p}^0) - 1 &= \sum_{i=1}^n \frac{\langle \mathbf{w}_i, \mathbf{a} - \mathbf{p}^0 \rangle^2}{(1 - \delta \lambda_i)^2} \bigg/ \sum_{i=1}^n \frac{\langle \mathbf{w}_i, \frac{\mathbf{a} - \mathbf{c}}{2} \rangle^2}{(1 - \delta \lambda_i)^2} - 1 \\ &\propto \sum_{i=1}^n \frac{1}{(1 - \delta \lambda_i)^2} \left[\langle \mathbf{w}_i, \mathbf{a} - \mathbf{p}^0 \rangle^2 - \langle \mathbf{w}_i, \frac{\mathbf{a} - \mathbf{c}}{2} \rangle^2 \right] \\ &= \sum_{i=2}^n \frac{1}{(1 - \delta \lambda_i)^2} \left[\langle \mathbf{w}_i, \mathbf{a} \rangle^2 - \langle \mathbf{w}_i, \frac{\mathbf{a} - \mathbf{c}}{2} \rangle^2 \right]. \end{aligned}$$

The third equation follows from the facts that $\langle \mathbf{w}_1, \mathbf{p}^0 \rangle = \frac{1}{\sqrt{n}} \langle \mathbf{1}, \mathbf{p}^0 \rangle = \frac{1}{\sqrt{n}} \langle \mathbf{1}, \mathbf{p}^{ur} \rangle = \langle \mathbf{w}_1, \mathbf{p}^{ur} \rangle$ and $\langle \mathbf{w}_i, \mathbf{p}^0 \rangle = 0$ for $i \geq 2$.

Note that when \mathbf{c} are sufficiently close to 0 or \mathbf{a} , the equation above implies $R_V(\mathbf{p}^0) - 1 > 0$ and thus consumers benefit from the ban on price discrimination. Furthermore, when δ is close to λ_1 , the increase in the consumer surplus ratio is the same order as $(\delta - \frac{1}{\lambda_1})^2$. Figure B.1 illustrates the simulation results using the same parameters as in Example 3, applied to a complete graph with 9 nodes.



(a) Case (i) with complete graph

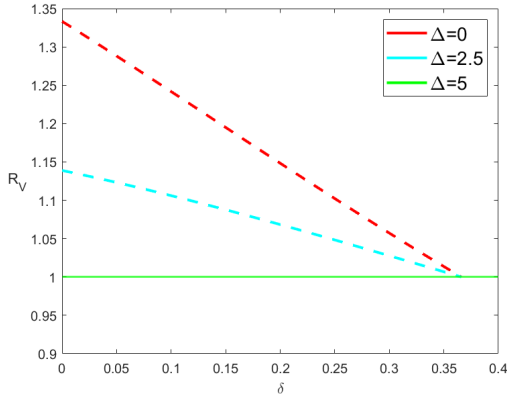


(b) Case (ii) with complete graph

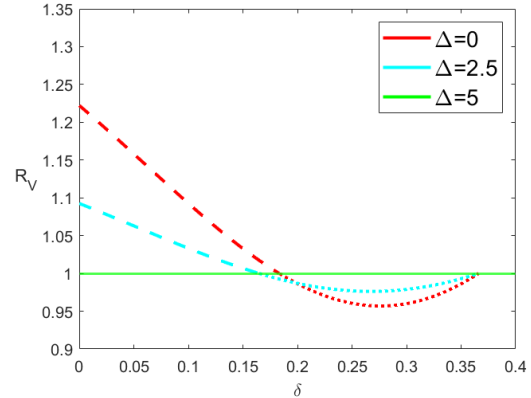
Figure B.1: Changes of R_V^* and R_V^+ as δ varies from 0 to $1/\lambda_1$

B.3 Regulation on price difference

In this section, we use the same core-periphery network and parameters as in Example 3, but the price regulation is \mathcal{D}_Δ where $\Delta_{ij} \equiv \Delta \in \{0, 2.5, 5\}$. In this setting, a smaller Δ indicates tighter regulation. Specifically, when $\Delta = 0$, it corresponds to uniform pricing, while the regulation becomes ineffective when $\Delta = 5$.³⁶



(a) Case (i): $(\theta_1, \theta_2) = (20, 10)$



(b) Case (ii): $(\theta_1, \theta_2) = (10, 20)$

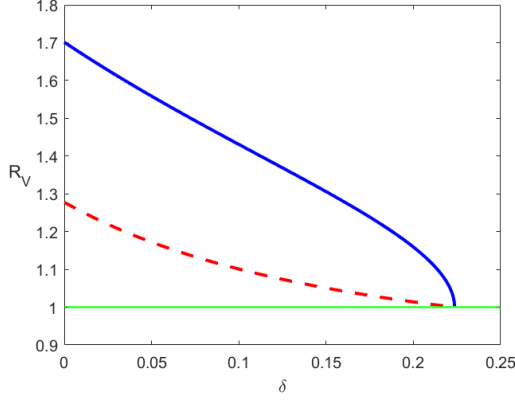
Figure B.2: Changes of R_V^* as δ varies from 0 to $1/\lambda_1$ and $\Delta \in \{0, 2.5, 5\}$

As shown in Figure B.2, a looser price regulation mitigates the welfare effect, either positive or negative. However, in case (ii), this can expand the range of δ in which consumers suffer.

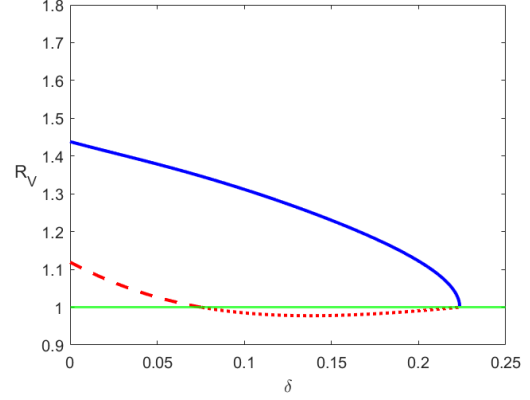
³⁶Since $\max(\mathbf{p}^{ur}) - \min(\mathbf{p}^{ur}) = 10 - 5 = 5$, the regulation becomes ineffective if the regulated price difference is equal to or greater than 5. Therefore, we set the maximum value of Δ as 5.

B.4 Complete bipartite network

Here we conduct a numerical simulation of a complete bipartite network, which has two types of nodes and thus satisfies Definition 1. In particular, we set $|V_1| = 2$ and $|V_2| = 10$. The other parameters are the same as in Example 3, where $\mathbf{c} = \mathbf{0}$ and $a_i = \theta_k$ if $i \in V_k$. We set $(\theta_1, \theta_2) = (20, 10)$ for case (i) and $(\theta_1, \theta_2) = (10, 20)$ for case (ii). For the regulation \mathcal{D}_Δ , we also set $\Delta_{ij} \equiv \Delta \in \{0, 2.5, 5\}$ as in Example B.3.

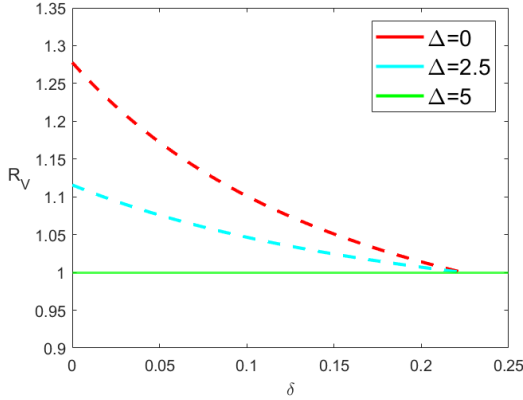


(a) Case (i): $(\theta_1, \theta_2) = (20, 10)$

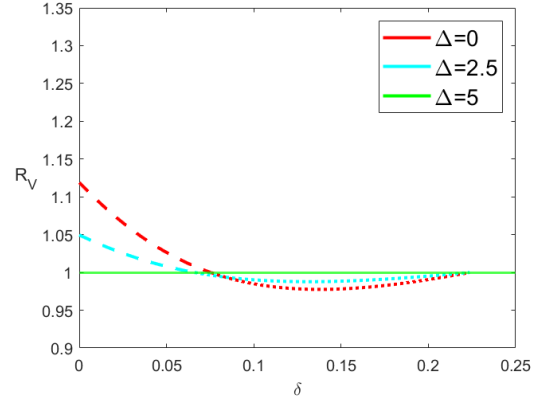


(b) Case (ii): $(\theta_1, \theta_2) = (10, 20)$

Figure B.3: Changes of R_V^* (Red curve) and R_V^+ (Blue curve) as δ varies from 0 to $1/\lambda_1$



(a) Case (i): $(\theta_1, \theta_2) = (20, 10)$



(b) Case (ii): $(\theta_1, \theta_2) = (10, 20)$

Figure B.4: Changes of R_V^* as δ varies from 0 to $1/\lambda_1$ and $\Delta \in \{0, 2.5, 5\}$

These results are qualitatively the same as in Examples 3 and B.3.

References

- Aguirre, I., Cowan, S., and Vickers, J. (2010). Monopoly Price Discrimination and Demand Curvature. *American Economic Review*, 100(4):1601–1615.
- Aoyagi, M. (2018). Bertrand competition under network externalities. *Journal of Economic Theory*, 178:517–550.
- Armstrong, M. (2006). Competition in two-sided markets. *The RAND Journal of Economics*, 37(3):668–691.
- Armstrong, M. and Vickers, J. (1991). Welfare Effects of Price Discrimination by a Regulated Monopolist. *The RAND Journal of Economics*, 22(4):571–580.
- Armstrong, M. and Vickers, J. (2018). Multiproduct Pricing Made Simple. *Journal of Political Economy*, 126(4):1444–1471.
- Arthur, D., Motwani, R., Sharma, A., and Xu, Y. (2009). Pricing Strategies for Viral Marketing on Social Networks. In Leonardi, S., editor, *Internet and Network Economics*, pages 101–112, Berlin, Heidelberg. Springer.
- Axler, S. (2024). *Linear algebra done right*. Springer Nature.
- Ballester, C., Calvó-Armengol, A., and Zenou, Y. (2006). Who’s Who in Networks. Wanted: The Key Player. *Econometrica*, 74(5):1403–1417.
- Banerji, A. and Dutta, B. (2009). Local network externalities and market segmentation. *International Journal of Industrial Organization*, 27(5):605–614.
- Bertsekas, D., Nedic, A., and Ozdaglar, A. (2003). *Convex analysis and optimization*, volume 1. Athena Scientific.
- Bisceglia, M. and Tirole, J. (2024). Fair Gatekeeping in Digital Ecosystems. *mimeo*.
- Bloch, F. and Qu  rou, N. (2013). Pricing in social networks. *Games and Economic Behavior*, 80:243–261.
- Bonacich, P. (1972). Factoring and weighting approaches to status scores and clique identification. *Journal of mathematical sociology*, 2(1):113–120.
- Candogan, O., Bimpikis, K., and Ozdaglar, A. (2012). Optimal Pricing in Networks with

- Externalities. *Operations Research*, 60(4):883–905.
- Chen, Y.-J., Zenou, Y., and Zhou, J. (2018). Competitive pricing strategies in social networks. *The RAND Journal of Economics*, 49(3):672–705.
- Chen, Y.-J., Zenou, Y., and Zhou, J. (2022). The impact of network topology and market structure on pricing. *Journal of Economic Theory*, 204:105491.
- Cohen, M. C., Elmachtoub, A. N., and Lei, X. (2022). Price Discrimination with Fairness Constraints. *Management Science*, 68(12):8536–8552.
- Dasaratha, K., Golub, B., and Shah, A. (2024). Incentive Design With Spillovers. *Available at SSRN 4853054*.
- De Giorgi, G., Frederiksen, A., and Pistaferri, L. (2020). Consumption Network Effects. *The Review of Economic Studies*, 87(1):130–163.
- Fainmesser, I. P. and Galeotti, A. (2016). Pricing Network Effects. *The Review of Economic Studies*, 83(1):165–198.
- Galeotti, A., Golub, B., and Goyal, S. (2020). Targeting Interventions in Networks. *Econometrica*, 88(6):2445–2471.
- Galeotti, A., Golub, B., Goyal, S., Talamas, E., and Tamuz, O. (2024). Robust market interventions. *mimeo*.
- Galeotti, A. and Goyal, S. (2010). The Law of the Few. *American Economic Review*, 100(4):1468–1492.
- Goyal, S. (2023). *Networks: An economics approach*. MIT Press.
- Hartline, J., Mirrokni, V., and Sundararajan, M. (2008). Optimal marketing strategies over social networks. In *Proceedings of the 17th International Conference on World Wide Web, WWW '08*, pages 189–198, New York, NY, USA. Association for Computing Machinery.
- Huang, J., Mani, A., and Wang, Z. (2022). The Value of Price Discrimination in Large Social Networks. *Management Science*, 68(6):4454–4477.
- Jackson, M. O. (2008). *Social and economic networks*, volume 3. Princeton university press Princeton.

- Koh, A. and Martinez-Bruera, P. (2025). Prices and Symmetries. *Available at SSRN 5132200*.
- Li, J., Zhou, J., and Chen, Y.-J. (2022). The limit of targeting in networks. *Journal of Economic Theory*, 201:105418.
- Robinson, J. (1969). *The economics of imperfect competition*. Springer.
- Rochet, J.-C. and Tirole, J. (2006). Two-sided markets: A progress report. *The RAND Journal of Economics*, 37(3):645–667.
- Schmalensee, R. (1981). Output and Welfare Implications of Monopolistic Third-Degree Price Discrimination. *The American Economic Review*, 71(1):242–247.
- Shi, F., Xing, Y., and Chen, L. (2025). Screening Network Information: Optimal Network Interventions under Asymmetric Information. *Available at SSRN 5033820*.
- Ushchev, P. and Zenou, Y. (2018). Price competition in product variety networks. *Games and Economic Behavior*, 110:226–247.
- Varian, H. R. (1985). Price Discrimination and Social Welfare. *The American Economic Review*, 75(4):870–875.
- Yang, Z., Fu, X., Gao, P., and Chen, Y.-J. (2024). Fairness Regulation of Prices in Competitive Markets. *Manufacturing & Service Operations Management*, 26(5):1897–1917.
- Zhang, Y. and Chen, Y.-J. (2020). Optimal Nonlinear Pricing in Social Networks Under Asymmetric Network Information. *Operations Research*, 68(3):818–833.
- Ziegler, G. M. (2012). *Lectures on polytopes*, volume 152. Springer Science & Business Media.