
CLIFF: Continual Learning for Incremental Flake Features in 2D Material Identification

Sankalp Pandey¹, Xuan Bac Nguyen¹,
Nicholas Borys², Hugh Churchill³, Khoa Luu¹

¹Department of Electrical Engineering and Computer Science, University of Arkansas, AR

²Department of Physics, Montana State University, MT

³Department of Physics, University of Arkansas, AR

{sankalpp, xnguyen, hchurch, khoaluu}@uark.edu

{nicholas.borys}@montana.edu

Abstract

Identifying quantum flakes is crucial for scalable quantum hardware; however, automated layer classification from optical microscopy remains challenging due to substantial appearance shifts across different materials. In this paper, we propose a new Continual-Learning Framework for Flake Layer Classification (CLIFF)¹. To our knowledge, this is the first systematic study of continual learning in the domain of two-dimensional (2D) materials. Our method enables the model to differentiate between materials and their physical and optical properties by freezing a backbone and base head trained on a reference material. For each new material, it learns a material-specific prompt, embedding, and a delta head. A prompt pool and a cosine-similarity gate modulate features and compute material-specific corrections. Additionally, we incorporate memory replay with knowledge distillation. CLIFF achieves competitive accuracy with significantly lower forgetting than naive fine-tuning and a prompt-based baseline.

1 Introduction

Characterizing the layer counts of two-dimensional (2D) material flakes is crucial for the fabrication of Van der Waals heterostructures, which facilitate a range of studies and applications, especially those in quantum mechanics [11, 14, 16]. Typically, researchers find flakes through repetitive, manual optical microscopy searches, and the samples must be transferred to an Atomic Force Microscope (AFM) for thickness measurement, which doubles the manual effort involved and significantly limits the complexity and scalability of heterostructure construction. To overcome these bottlenecks, deep learning approaches have emerged in recent years, aiming to automate flake layer classification of exfoliated 2D materials, but they present poor versatility across domain shifts. In this work, we present, to our knowledge, the first systematic study of continual learning for 2D flake thickness classification. We establish our evaluation as a material-incremental, continual learning problem setting, where new materials arrive sequentially.

The Challenges of Automated Flake Identification. The difficulty in automating the identification of 2D materials is estimating the layer count of a flake from optical microscopy images. Importantly, the subtle visual characteristics for layer count classification are highly dependent on factors that vary in real-world laboratory settings. This variability makes it challenging to train a typical deep learning model, motivating the use of a continual learning approach to preserve learned information.

¹The code will be made publicly available.

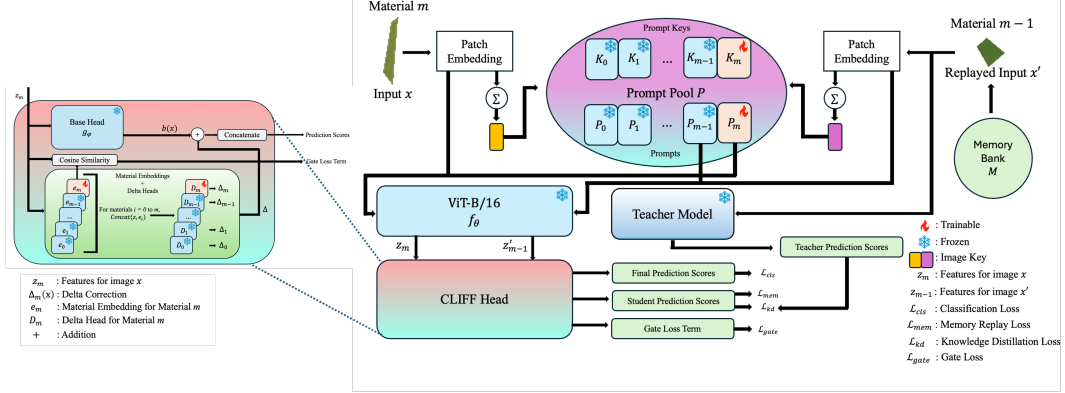


Figure 1: The proposed CLIFF approach.

Limitations of Prior Work. Prior work in automated flake characterization has several limitations. Traditional machine learning methods [10, 7] often fail to capture the subtle, non-linear visual differences between flake thicknesses. While deep learning approaches have shown promise [24, 9, 18, 13, 22], they often overfit to specific materials or imaging conditions. When typical static models are fine-tuned on new materials, they suffer from catastrophic forgetting, rendering them impractical for real-world laboratory environments. To address this, continual learning (CL) methods have been developed, including rehearsal-based approaches [8, 4, 5, 25], knowledge distillation [3, 1, 23, 29], self-supervision [21, 2, 19, 20], and architectural methods that add new parameters [30, 15, 28, 12]. Our work is inspired by prompt-based CL [27, 26].

Problem Motivation. Addressing these limitations is critical for developing robust automated exfoliation analysis systems for real-world settings. We formulate flake layer count classification as a material-incremental problem where the model must learn new materials while retaining performance on previously seen materials. To address this, we propose a continual learning (CL) framework that preserves prior knowledge by freezing a backbone and base head trained on a reference material and learning a per-material addition for each new material.

Contributions of this Work. We present, to the best of our knowledge, the first study of continual learning for 2D material flake thickness classification and formulate a material-incremental benchmark. Our proposed CLIFF approach is a novel continual learning framework for 2D material flake layer count classification across multiple materials. We evaluate our approach and compare it against joint training, naive fine-tuning, and another Learning-to-Prompt (L2P) method. [27].

2 Methodology

We propose CLIFF, a continual learning framework for 2D flake layer classification. For each subsequent material, the framework learns a small set of new components: a dedicated prompt pool, a material embedding, and a delta head that models a material-specific correction. A prompt pool adapts the frozen backbone’s features during training on a new material by prepending learned tokens to the input patch sequence. We also replay a small number of stored samples and use knowledge distillation. The final classification head computes predictions for all seen materials in parallel, guided by an auxiliary loss on material identity. This allows our approach to perform task-agnostic classification without needing material labels at test time.

2.1 Base Training on a Reference Material

Let $D_0 = \{(x_i, y_i)\}_{i=1}^{N_0}$ be the reference material dataset, where x_i represents the i -th input image and $y_i \in \{\text{Few, Mono, Thick}\}$ is the corresponding thickness label. A Vision Transformer (ViT) [6] backbone f_θ with parameters θ and a linear classification head g_ϕ with parameters ϕ are trained by optimizing the base loss function shown in Eqn. (1) as follow,

$$\mathcal{L}_{base} = \frac{1}{N_0} \sum_{i=1}^{N_0} \text{CE}(b(x_i), y_i) = \frac{1}{N_0} \sum_{i=1}^{N_0} \text{CE}(g_\phi(f_\theta(x_i)), y_i), \quad (1)$$

where $\text{CE}(\cdot, \cdot)$ denotes the cross-entropy loss function and $b(x_i) = g_\phi(f_\theta(x_i))$ represents the base classification logits for image x_i .

2.2 Incremental Learning for New Materials

When a new material m arrives, we introduce three new learnable components: a prompt P_m , a material embedding e_m , and a delta head D_m .

Prompting. For each material m , we learn a separate prompt P_m . It selects a set of prompt tokens and prepends them to the sequence of image patch embeddings before the frozen transformer backbone processes them. This allows for material-specific adaptation of the backbone’s features without altering its weights. We denote the feature output from the prompted backbone as Eqn. (2)

$$z_m = f_\theta(x; P_m). \quad (2)$$

CLIFF Head. The CLIFF head processes the prompted features $z_m \in \mathbb{R}^d$, where d is the backbone’s feature dimension. It maintains an embedding table $E \in \mathbb{R}^{M \times d_e}$ containing a unique embedding vector e_i for each of the M seen materials, and d_e is the embedding dimension. As described in Eqn. (3), for each material i , a multilayer perceptron (MLP), the delta head $D_i : \mathbb{R}^{d+d_e} \rightarrow \mathbb{R}^C$, computes a residual correction $\Delta_i(x) \in \mathbb{R}^C$:

$$\Delta_i(x) = D_i(\text{Concat}[z_m, e_i]). \quad (3)$$

Here, $C = 3$ is the number of thickness classes. The final output is a single, large logit vector $L(x)$ created by concatenating the corrected logits for all M materials, as calculated using Eqn (4):

$$L(x) = \text{Concat}_{i=1}^M (b(x) + \Delta_i(x)) \in \mathbb{R}^{CM}. \quad (4)$$

The prediction is the argmax over this global CM -dimensional label space.

Optimization with Rehearsal and Distillation. With f_θ and g_ϕ frozen, we learn the new components (P_m, e_m, D_m) for a new material. We maintain a small memory buffer \mathcal{M} of samples from past tasks. The total loss for a sample (x, y) from the current task m is calculated as shown in Eqn. (5).

$$\mathcal{L} = \mathcal{L}_{\text{cls}} + \lambda_{\text{gate}} \mathcal{L}_{\text{gate}} + \lambda_{\text{mem}} \mathcal{L}_{\text{mem}} + \lambda_{\text{kd}} \mathcal{L}_{\text{kd}}. \quad (5)$$

Here, \mathcal{L}_{cls} is the standard cross-entropy loss on the current task’s data. An auxiliary gate loss, $\mathcal{L}_{\text{gate}}$, is computed using cosine similarity between features and material embeddings to improve material identification. \mathcal{L}_{mem} is the cross-entropy loss for samples replayed from the memory buffer \mathcal{M} . Finally, \mathcal{L}_{kd} is a knowledge distillation loss on replayed samples that aligns the current model’s outputs with those of a frozen "teacher" model from the previous task.

3 Experimental Setups and Implementation Details

Datasets. For our study, we use the dataset from Masubuchi *et al.*[17]. We address material-incremental layer classification over four materials: hBN (base), graphene, MoS₂, and WTe₂. Each image x is labeled as Few, Mono, or Thick with its material type (e.g., Mono_BN). For training, we use standard augmentations such as random horizontal and vertical flips, rotations, and color jittering.

Evaluation Protocol. We train and evaluate using the following materials in order: BN (T1), graphene (T2), MoS₂ (T3), and WTe₂ (T4). We report per-material accuracy at each step, final macro-average accuracy, and forgetting, which is the average drop from each material’s peak accuracy to its final accuracy.

Implementation Details. All experiments are performed using a Vision Transformer backbone (ViT-B/16). We evaluate our approach against three baselines: (1) Joint Training, an upper-bound model trained with data from all four materials simultaneously rather than sequentially; (2) Naive Fine-tuning, a standard sequential fine-tuning strategy where the entire model is updated for each new task, which is highly susceptible to catastrophic forgetting; and (3) L2P (Learning to Prompt), a prompt-based continual learning method that keeps the backbone frozen while learning a shared pool of prompts for adaptation.

Table 1: Sequential task performance on four materials: BN (T1), Graphene (T2), MoS₂ (T3), and WTe₂ (T4). We report per-task accuracy, final average accuracy, and forgetting.

		Trained on		Tested on (Accuracy %)			
		T1	T2	T3	T4		
Joint Training	Ensemble	92.68	92.04	90.91	92.82		
	<i>Summary</i>	Avg. Accuracy: 92.11%					
Naive Fine-tuning	T1	91.46	-	-	-		
	T2	10.98	86.09	-	-		
	T3	8.54	22.23	83.77	-		
	T4	4.88	3.20	0.65	62.68		
	<i>Summary</i>	Avg. Accuracy: 17.85%		Forgetting: 84.20%			
L2P [27]	T1	85.37	-	-	-		
	T2	60.98	82.34	-	-		
	T3	57.32	52.88	87.66	-		
	T4	53.66	21.23	1.30	71.77		
	<i>Summary</i>	Avg. Accuracy: 36.99%		Forgetting: 59.73%			
Ours	T1	90.24	-	-	-		
	T2	86.59	79.33	-	-		
	T3	64.63	77.70	79.87	-		
	T4	56.10	44.79	44.16	82.78		
	<i>Summary</i>	Avg. Accuracy: 56.96%		Forgetting: 34.80%			





Input & Ground Truth	Naive FT	L2P [26]	CLIFF (Ours)
 Thick_BN	Thick_WTe2 ✗	Few_MoS2 ✗	Thick_BN ✓
 Mono_Graphene	Mono_WTe2 ✗	Few_MoS2 ✗	Mono_Graphene ✓
 Few_MoS2	Thick_WTe2 ✗	Few_MoS2 ✓	Few_MoS2 ✓
 Few_WTe2	Few_WTe2 ✓	Thick_Graphene ✗	Few_WTe2 ✓

Figure 2: Qualitative results comparing Naive Fine-tuning, L2P [27], and CLIFF on validation flake images after training on all four tasks (BN, Graphene, MoS₂, WTe₂).

Method Comparisons. Table 1 summarizes quantitative performance. Joint training serves as an upper bound, achieving strong performance across all tasks. Naive fine-tuning suffers from severe catastrophic forgetting, resulting in a low final average accuracy. L2P improves upon this but still shows substantial forgetting. In contrast, CLIFF yields a significantly higher final average accuracy and the lowest forgetting. As shown in Figure 2, CLIFF correctly classifies samples from old tasks where the baselines fail, demonstrating its ability to retain knowledge.

4 Conclusion

This paper has introduced CLIFF, a continual learning framework for 2D material layer classification that can adapt to new materials sequentially by learning material-specific information while retaining prior knowledge through memory rehearsal with knowledge distillation. Our experiments have demonstrated that CLIFF substantially improves average accuracy and reduces forgetting compared to naive fine-tuning and a strong prompt-based baseline. Our work has presented the first systematic study of continual learning for this problem, bridging the gap between current deep learning models and the practical needs of real-world laboratories.

Limitations: CLIFF significantly reduces forgetting, but its performance is dependent on the size of the memory buffer, which introduces a storage overhead. Future work could investigate methods for transferring knowledge between optically similar materials to further enhance performance.

Broader Impacts: Our continual learning approach helps to improve the scalability of automated quantum flake characterization and enables deep learning models to learn new materials efficiently without forgetting old knowledge, which helps to accelerate the pace of discovery in 2D material analysis and promotes the broader application of robust AI systems in scientific research.

References

- [1] P. Buzzega, M. Boschini, A. Porrello, D. Abati, and S. Calderara. Dark experience for general continual learning: a strong, simple baseline, 2020.
- [2] H. Cha, J. Lee, and J. Shin. Co²l: Contrastive continual learning, 2021.
- [3] A. Chaudhry, A. Gordo, P. K. Dokania, P. Torr, and D. Lopez-Paz. Using hindsight to anchor past knowledge in continual learning, 2021.
- [4] A. Chaudhry, M. Ranzato, M. Rohrbach, and M. Elhoseiny. Efficient lifelong learning with a-gem, 2019.
- [5] A. Chaudhry, M. Rohrbach, M. Elhoseiny, T. Ajanthan, P. K. Dokania, P. H. S. Torr, and M. Ranzato. On tiny episodic memories in continual learning, 2019.
- [6] A. Dosovitskiy, L. Beyer, A. Kolesnikov, D. Weissenborn, X. Zhai, T. Unterthiner, M. Dehghani, M. Minderer, G. Heigold, S. Gelly, J. Uszkoreit, and N. Houlsby. An image is worth 16x16 words: Transformers for image recognition at scale, 2021.
- [7] E. Fix. *Discriminatory analysis: nonparametric discrimination, consistency properties*, volume 1. USAF school of Aviation Medicine, 1985.
- [8] T. L. Hayes, N. D. Cahill, and C. Kanan. Memory efficient experience replay for streaming learning, 2019.
- [9] K. He, G. Gkioxari, P. Dollár, and R. Girshick. Mask r-cnn. In *Proceedings of the IEEE international conference on computer vision*, pages 2961–2969, 2017.
- [10] M. A. Hearst, S. T. Dumais, E. Osuna, J. Platt, and B. Scholkopf. Support vector machines. *IEEE Intelligent Systems and their applications*, 13(4):18–28, 1998.
- [11] K. James Singh, T. Ahmed, P. Gautam, A. S. Sadhu, D.-H. Lien, S.-C. Chen, Y.-L. Chueh, and H.-C. Kuo. Recent advances in two-dimensional quantum dots and their applications. *Nanomaterials*, 11(6):1549, 2021.
- [12] Z. Ke, B. Liu, and X. Huang. Continual learning of a mixed sequence of similar and dissimilar tasks, 2021.
- [13] A. Kirillov, E. Mintun, N. Ravi, H. Mao, C. Rolland, L. Gustafson, T. Xiao, S. Whitehead, A. C. Berg, W.-Y. Lo, et al. Segment anything. In *Proceedings of the IEEE/CVF international conference on computer vision*, pages 4015–4026, 2023.
- [14] M. C. Lemme, D. Akinwande, C. Huyghebaert, and C. Stampfer. 2d materials for future heterogeneous electronics. *Nature communications*, 13(1):1392, 2022.
- [15] X. Li, Y. Zhou, T. Wu, R. Socher, and C. Xiong. Learn to grow: A continual structure learning framework for overcoming catastrophic forgetting, 2019.
- [16] J. Liu, Y. Ding, M. Zeng, and L. Fu. Chemical insights into two-dimensional quantum materials. *Matter*, 5(7):2168–2189, 2022.
- [17] S. Masubuchi, E. Watanabe, Y. Seo, S. Okazaki, T. Sasagawa, K. Watanabe, T. Taniguchi, and T. Machida. Deep-learning-based image segmentation integrated with optical microscopy for automatically searching for two-dimensional materials. *npj 2D Materials and Applications*, 4(1):3, 2020.
- [18] X. B. Nguyen, A. Bisht, B. Thompson, H. Churchill, K. Luu, and S. U. Khan. Two-dimensional quantum material identification via self-attention and soft-labeling in deep learning. *IEEE Access*, 2024.

- [19] X.-B. Nguyen, G.-S. Lee, S.-H. Kim, and H.-J. Yang. Audio-video based emotion recognition using minimum cost flow algorithm. In *2019 IEEE/CVF International Conference on Computer Vision Workshop (ICCVW)*, pages 3737–3741, 2019.
- [20] X.-B. Nguyen, H.-Q. Nguyen, S. Y.-C. Chen, S. U. Khan, H. Churchill, and K. Luu. Qclusformer: A quantum transformer-based framework for unsupervised visual clustering, 2024.
- [21] Q. Pham, C. Liu, and S. Hoi. Dualnet: Continual learning, fast and slow, 2021.
- [22] N. Ravi, V. Gabeur, Y.-T. Hu, R. Hu, C. Ryali, T. Ma, H. Khedr, R. Rädle, C. Rolland, L. Gustafson, et al. Sam 2: Segment anything in images and videos. *arXiv preprint arXiv:2408.00714*, 2024.
- [23] S.-A. Rebuffi, A. Kolesnikov, G. Sperl, and C. H. Lampert. icarl: Incremental classifier and representation learning, 2017.
- [24] O. Ronneberger, P. Fischer, and T. Brox. U-net: Convolutional networks for biomedical image segmentation. In *Medical image computing and computer-assisted intervention—MICCAI 2015: 18th international conference, Munich, Germany, October 5-9, 2015, proceedings, part III 18*, pages 234–241. Springer, 2015.
- [25] R. Shokri and V. Shmatikov. Privacy-preserving deep learning. In *2015 53rd Annual Allerton Conference on Communication, Control, and Computing (Allerton)*, pages 909–910, 2015.
- [26] Z. Wang, Z. Zhang, S. Ebrahimi, R. Sun, H. Zhang, C.-Y. Lee, X. Ren, G. Su, V. Perot, J. Dy, and T. Pfister. Dualprompt: Complementary prompting for rehearsal-free continual learning, 2022.
- [27] Z. Wang, Z. Zhang, C.-Y. Lee, H. Zhang, R. Sun, X. Ren, G. Su, V. Perot, J. Dy, and T. Pfister. Learning to prompt for continual learning, 2022.
- [28] M. Wortsman, V. Ramanujan, R. Liu, A. Kembhavi, M. Rastegari, J. Yosinski, and A. Farhadi. Supermasks in superposition, 2020.
- [29] Y. Wu, Y. Chen, L. Wang, Y. Ye, Z. Liu, Y. Guo, and Y. Fu. Large scale incremental learning, 2019.
- [30] T. Zhao, Z. Wang, A. Masoomi, and J. Dy. Deep bayesian unsupervised lifelong learning, 2021.