

GPG-HT: Generalized Policy Gradient with History-Aware Decision Transformer for Probabilistic Path Planning

Xing Wei, Yuqi Ouyang

Sichuan University, Chengdu, China

Abstract. With the rapidly increased number of vehicles in urban areas, existing road infrastructure struggles to accommodate modern traffic demands, resulting in the issue of congestion. This highlights the importance of efficient path planning strategies. However, most recent navigation models focus solely on deterministic or time-dependent networks, while overlooking the correlations and the stochastic nature of traffic flows. In this work, we address the reliable shortest path problem within stochastic transportation networks under certain dependencies. We propose a path planning solution that integrates the decision Transformer with the Generalized Policy Gradient (GPG) framework. Based on the decision Transformer’s capability to model long-term dependencies, our proposed solution improves the accuracy and stability of path decisions. Experimental results on the Sioux Falls Network (SFN) demonstrate that our approach outperforms previous baselines in terms of on-time arrival probability, providing more accurate path planning solutions.

Keywords: Decision Transformer · Generalized Policy Gradient · Path Planning · On-Time Arrival Probability · Reinforcement Learning

1 Introduction

Reliable navigation under uncertainty is a critical challenge in intelligent transportation systems, as timely vehicle arrival is critical for scenarios such as scheduled deliveries, emergency medical dispatch, and flight transfers. In these contexts, conventional routing strategies [6, 13] focusing on minimizing the expected travel time lack robustness, as such approaches lack explicit modeling of the inherent randomness and variability of travel times in dynamic traffic conditions. To address this, the Stochastic On-Time Arrival (SOTA) problem has emerged as a new objective in intelligent routing. Instead of minimizing expected travel time, the SOTA problem aims at maximizing the probability of an ego vehicle reaching its destination within a given time budget. Formally, the SOTA problem is defined over a directed graph that models a transportation network, with nodes representing intersections or decision points, and edges indicating road segments, characterized by a stochastic travel time distribution [7]. Given an origin node, destination node, and time budget, the objective of SOTA is to determine a routing strategy that maximizes the probability of reaching the destination within

the time budget. SOTA solutions fall into two categories: path-based solutions that pre-compute a fixed route prior to departure, and policy-based solutions that adapt the route dynamically based on the vehicle’s location, remaining time, and network conditions. This work focuses on policy-based SOTA, i.e., establishing a probabilistic solution for timely arrival while adapting to travel time uncertainty in traffic dynamics, a key challenge in real-world transportation.

Traditional solutions to policy-based SOTA either use convolution-based dynamic programming (DP) [19] or reformulate the problem as a mixed-integer linear program (MILP) [26], solved using mathematical programming solvers. Despite their theoretical rigor, these solutions are computationally expensive and impractical for deployment in real-time navigation scenarios. Recently, reinforcement learning (RL) methods have been applied to mitigate these limitations, but largely relying on Markovian assumptions that oversimplify real-world spatial dependencies such as ignoring the vehicle’s historical trajectory. These RL methods are limited in their adaptability to dynamic traffic patterns, while incorporating historical trajectory with RL methods offers the potential for improved robustness and decision quality.

In this work, we introduce Generalized Policy Gradient with History-aware decision Transformer (GPG-HT), a novel solution that integrates the ego vehicle’s historical trajectory into the policy formulation, achieving leading SOTA probabilities and improved efficiency in path planning. First, we propose a history-aware decision Transformer, a policy network that comprises an encoder-decoder structure with attention mechanisms to analyze historical trajectory information and the remaining time budget, and compute the probabilities of node selection. To train the decision Transformer, the predicted distribution is applied to a set of Monte Carlo-simulated trajectories to compute SOTA probabilities and construct the loss, while GPG, as an RL optimization method, is applied to update the Transformer. The main contributions of our work are summarized as follows:

- 1) We propose GPG-HT, a novel framework that applies a GPG method for policy-based action selections based on trajectory information, improving from traditional RL approaches by enabling history-aware path planning for stochastic routing tasks in non-Markovian environments.
- 2) We design a novel history-aware decision Transformer that attends over both current and past trajectory information, allowing flexible, context-dependent decision-making through trajectory-wide attention mechanisms.
- 3) Our results on a synthetic network demonstrate improved accuracy and efficiency compared to the prior RL baseline SEGAC [10]. Also, we achieve leading performance over several baseline models on the SFN benchmark [8, 17, 19], establishing new baseline results in probabilistic path planning.

2 Related Work

This section starts from related works on the reliable shortest path (RSP) problem, followed by a particular focus on the SOTA variant.

2.1 The Reliable Shortest Path

The RSP problem addresses the challenge of selecting routes in a transportation network that not only minimize travel time but also ensure dependable arrival under uncertainty. Various formulations of the RSP problem have been proposed to address different notions of reliability [28]. One common approach minimizes a linear combination of the mean and standard deviation of travel time, often referred to as the mean-std shortest path [14]. Another formulation aims at minimizing the expected travel time while guaranteeing that the arrival time meets a specified confidence level α , known as the α -reliable shortest path [1]. A third and increasingly prominent formulation seeks to maximize the stochastic on-time arrival probability, which defines the SOTA problem [7].

2.2 Stochastic On-Time Arrival

As a representative formulation within the broader RSP context, the SOTA problem has received considerable attention in the literature. Existing solutions can be broadly categorized into three types: mathematical programming (MP)-based methods, dynamic programming (DP) techniques, and RL frameworks. Existing solutions vary in whether they compute a fixed route before departure, reflecting a path-based strategy, or make routing decisions during travel based on real-time information, representing a policy-based strategy.

MP-based methods model the SOTA problem as an optimization task solvable via commercial solvers such as CPLEX or Gurobi [3, 26]. These approaches are generally path-based, as they produce a fixed route in advance. For instance, [3] approximates on-time arrival probabilities using an L1-norm formulation within a mixed-integer linear program (MILP), while [26] incorporates spatiotemporal dependencies into an MILP. Despite being model-free, MP-based methods suffer from limited scalability due to the high computational costs caused by the NP-hard nature of the formulations.

DP-based methods typically implement the policy-based formulation by applying the Bellman principle to recursively compute node-wise SOTA probabilities [7], [21], [24], [22]. A well-known example is the successive approximation algorithm [7] that models inter-node dependencies through convolution integrals. These methods, however, require domain knowledge of travel-time distributions and are computationally intensive, posing challenges for real-time deployment.

Recently, RL-based approaches have been designed to solve the SOTA problem. For instance, Cao et al. [2] formulate SOTA as a Markov decision process (MDP) and propose a practical Q-learning (PQL) approach that uses a multilayer perceptron to approximate Q-values representing node-level on-time arrival probabilities. Guo et al. [11] propose a cascaded temporal difference (CTD) method to jointly estimate the mean and variance of travel time under a given policy, assuming a normal distribution. More recently, SEGAC [10] has been introduced with the application of GPG for the SOTA problem, enabling efficient and dynamic decisions based on updating the ego vehicle’s navigation policy. Building on this line of work, our method GPG-HT is also a RL-based framework but distinguishes itself through history-aware routing, elaborated next.

3 Generalized Policy Gradient with History-Aware Decision Transformer

Traditional approaches to the SOTA problem typically rely on the Markovian assumption, where decisions depend solely on the current state and ignore historical information. While this simplifies computation, it limits modeling in real-world road networks, where spatial and temporal dependencies in travel times are crucial for routing decisions. For example, travel times on upstream paths may influence conditions on downstream alternatives, and failing to account for such dependencies can lead to suboptimal decisions. To address these challenges, we propose GPG-HT, a novel RL solution that integrates a history-aware decision Transformer capable of path planning by modeling long-range trajectory dependencies, and a generalized policy gradient method that supports optimization under constrained non-Markovian objectives, enabling efficient path planning with crucial historical context. The architecture of GPG-HT is depicted in Fig. 1. Information regarding the current trajectory is embedded and processed by a Transformer encoder-decoder structure, producing a probability distribution to support node selection in path planning. In parallel, the GPG method provides a learning mechanism that updates the Transformer based on the probabilities of node selection computed from sampled trajectory information, enabling end-to-end training under the non-Markovian objective. Next, we introduce these two components in details.

3.1 History-Aware Decision Transformer

The history-aware decision Transformer compute a probability distribution over node selections by modeling the historical trajectory information, therefore producing predicted vehicle paths. As depicted in Fig. 1, the computational structure comprises an embedding process to facilitate information representation, followed by a Transformer encoder and decoder, elaborated as follows:

Information Embedding. The model input consists of five types of information: a sequence of traversed edges $E = [e_1, \dots, e_i]^T$, the current node n_i and the destination node n_d , embedded using word embedding [18], as well as the travel time on each edge $R = [r_1, \dots, r_i]^T$ and the remaining time budget r' , embedded through linear transformation. Additionally, a positional embedding o is computed based on the index of each edge in the trajectory [25]. These feature embeddings provide a unified representation of spatial, temporal, and goal-oriented information, enabling the model to effectively capture the trajectory context and decision constraints.

Transformer Encoder. The Transformer encoder is designed to capture deep spatiotemporal patterns of the current transportation network. To learn the underlying correlation between traversed edges and temporal patterns, the encoder starts from fusing edge and travel time information through a cross-attention layer. Here the edge embeddings E is applied as the query, while the travel time

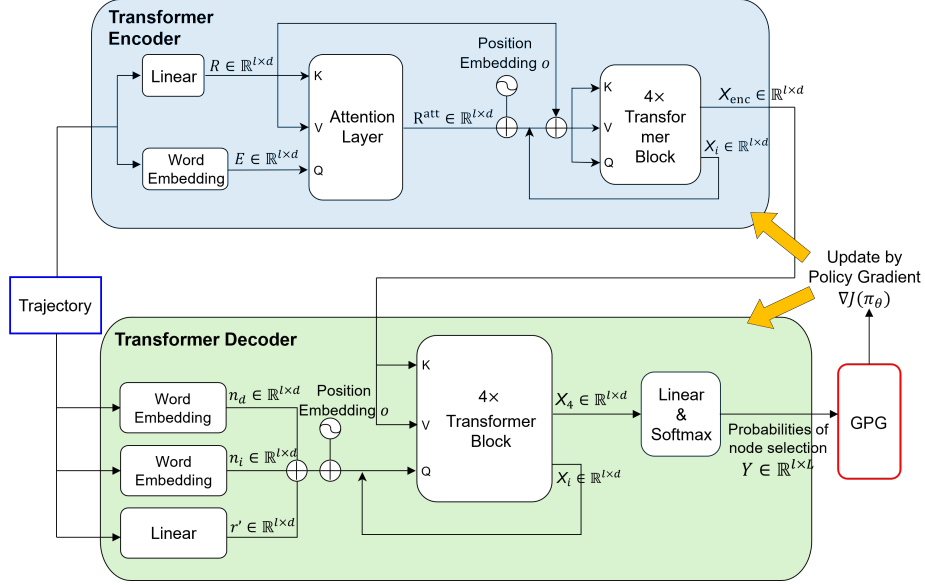


Fig. 1. Our model architecture. l denotes the number of edges in the current path, L denotes total number of edges in the current network, d represents the embedding dimension.

embeddings R are used as the key and value, as follows:

$$R_{\text{att}} = \text{softmax} \left(\frac{ER^T}{\sqrt{d}} \right) R, \quad (1)$$

where d represents the embedding dimension.

The attended result R_{att} is then added with the positional embedding o , providing a fused representation that accounts for the spatial information of traversed edges. This fused representation is then passed through a stack of Transformer blocks [25] to compute the encoder output. Residual connections are initiated between the travel time embedding R and the output of each Transformer block to facilitate learning, and refine the understanding of temporal dependencies while maintaining the travel time context, presented as:

$$X_{\text{enc}} = \text{TransformerBlocks}(R_{\text{att}} + o, \text{IR} = R), \quad (2)$$

where IR denotes the input residual, X_{enc} , as the encoder output, representing deep spatiotemporal representation of the current traffic network state.

Transformer Decoder. To embed and integrate decision-relevant information beyond path's trajectory history, the decoder first computes a sum of the current node embedding n_i , the destination node embedding n_d , the budget embedding r' , and the positional embedding o . This summed embedding, together with the encoder output X_{enc} , is processed by a stack of Transformer blocks to compute the decoder output X_{dec} , presented as follows:

$$Z = n_i + n_d + r' + o, \quad (3)$$

$$X_{\text{dec}} = \text{TransformerBlocks}(Z, X_{\text{enc}}), \quad (4)$$

where in the first block, the summed embedding Z is used as the query. The design of the subsequent blocks follows [25] to use the previous block's output as the new query, jointly with the consistent usage of the encoder output as the key and value. In this case, the decoder progressively refines the representation, allowing the model to capture complex dependencies between historical trajectory information and decision-relevant information.

In the end, the decoder output X_{dec} , is passed through a fully connected (FC) layer followed by softmax to produce the probability distribution Y , interpreted as the probability distribution for each node in the edge node selection, indicating the probabilities of node selection in path planning:

$$Y = \text{softmax}\left(\text{FC}(X_{\text{dec}})\right). \quad (5)$$

By embedding the time budget with trajectory information via cross-attention, the decision Transformer enables history-aware path planning. The model first encodes the input and outputs an action for the next routing decision. After executing the action, the resulting travel time serves as the reward. The path and travel time are appended to the historical trajectory, updating the current node and remaining time budget. This updated state is fed back into the model to generate the next action, repeating until the destination is reached. In such a path planning process, our decision Transformer can be regarded as a policy network performing probabilistic action selections according to the current state of trajectory information. To update our decision Transformer, a novel GPG framework is designed to perform RL optimization, explained next.

3.2 Generalized Policy Gradient Framework

In RL, the decision Transformer in GPG-HT can be regarded as a policy network π_θ , with the forward computation mapping the current state to probabilistic action selections:

$$\mathbb{P}[a_k] = \pi(a_k \mid s_k; \theta), \quad (6)$$

where k denotes the node index, a_k is the action selection of the next edge, s_k is the current state, i.e., the input trajectory information to our decision Transformer. Note that a_k is lead by the Transformer output Y , neglected here to follow a compact RL context. The current state s_k is formed as follows:

$$s_k = (E, R, r', n_i, n_d, o), \quad (7)$$

where E and R , as historical path and the corresponding travel time, respectively, represents our non-Markovian nature of the SOTA objective in path planning.

A series of action selection based on Eq. (6) produces a trajectory sample, here we present the j -th trajectory sample as:

$$\tau^{(j)} = \left(s_0^{(j)}, a_0^{(j)}, r_1^{(j)}, s_1^{(j)}, a_1^{(j)}, \dots, s_{i-1}^{(j)}, a_{i-1}^{(j)}, r_i^{(j)}, s_i^{(j)} \right), \quad (8)$$

where the notation r , aforementioned as travel time, is used to denote the reward in an RL context. Based on all the reward on a trajectory, we can now define the loss function for the policy network π_θ , i.e., our decision Transformer, as follows:

$$G(\tau^{(j)}) = \sum_{i=1}^l r_i^{(j)}, \quad (9)$$

$$J(\pi_\theta) = \mathbb{P}[G(\tau^{(j)}) \leq T], \quad (10)$$

where $G(\tau^{(j)})$ denotes the total travel time for the trajectory $\tau^{(j)}$, spanning from the origin to the destination node with edge number l . To update parameter θ , the GPG method computes gradients from the loss $J(\pi_\theta)$, the Theorem of GPG is presented next, we refer to the supplementary materials for detailed proof.

Theorem 1 (The Markovianized Generalized Policy Gradient Theorem). *The derivative of $J(\pi_\theta)$ with respect to θ is the expectation of the product of the π_θ -induced trajectory's SOTA probability and the gradient of the log of policy π_θ , i.e.,*

$$\nabla_\theta J(\pi_\theta) = \mathbb{E}_{\tau \sim \pi} [\mathbb{P}[G(\tau) \leq T] \nabla_\theta \log \pi_\theta(\tau)], \quad (11)$$

where τ is π_θ -induced trajectory, $G(\tau)$ is τ 's total travel time, and $\pi_\theta(\tau)$ refers to the probability of generating τ by π_θ .

Eq. (11) presents the computation of the gradient for optimizing our decision Transformer. However, in practice, Monte Carlo sampling is often used to approximate the expectation term, resulting into the following gradient variant applied in our solution:

$$\nabla_\theta J(\pi_\theta) \approx \frac{1}{M} \sum_{j=1}^M \mathbb{I}\{G(\tau^{(j)}) \leq T\} \nabla_\theta \log \pi_\theta(\tau^{(j)}), \quad (12)$$

where M denotes total trajectory numbers generated by our decision Transformer π_θ in the Monte Carlo sampling, $\mathbb{I}\{\cdot\}$ is an indicator function, which returns 1 if the input statement is true, and returns 0 if the statement is false.

4 Experiments

4.1 Data

In this work, two transportation networks are applied for experimental analysis. The first is a synthetic network, illustrated in Fig. 2, designed to test and

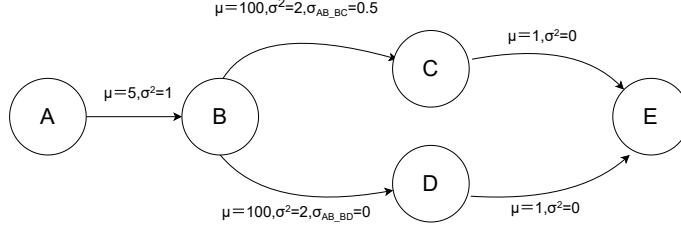


Fig. 2. The synthetic network with 5 nodes and 5 paths, denoted with the mean and variance of the travel time distribution of each edge, and the covariance between edges. Node A and E are the start node and the end node, respectively.

highlight the learning behavior of our GPG-HT model in a controlled and interpretable environment. More specifically, the network includes five nodes and five paths, allowing two main routes from A to E, i.e., ABCE and ABDE. The randomness lies in the travel times on paths AB, BC, and BD, denoted as X_1 , X_2 , and X_3 , respectively. In contrast, the travel times on paths CE and DE are deterministic and fixed at 1. Following the instructions in [20, 29], the three variables X_1 , X_2 , and X_3 follow a multivariate normal distribution with the setups of mean vectors and covariance matrix as follows:

$$\mu = [5, 100, 100], \quad \Sigma = \begin{bmatrix} 1 & 0.5 & 0 \\ 0.5 & 2 & -1 \\ 0 & -1 & 2 \end{bmatrix}, \quad (13)$$

where the weak positive correlation (0.5) between X_1 and X_2 , and the strong negative correlation (-1) between X_1 and X_3 , establish a dependency structure that enables conditioning decisions on historical observations of X_1 , thereby supporting adaptive routing based on travel time correlations. While larger networks could be constructed, the minimal topology in Fig. 2 preserves analytical tractability, allowing fast and precise computation of the theoretical upper bound of SOTA probability, therefore enabling direct comparisons between model outputs and the theoretical optimum, facilitating a comprehensive analysis within a concise and interpretable framework. For this synthetic network, 10000 and 10000 networks are independently sampled from the predefined multivariate distribution for training and evaluation, respectively.

The Sioux Falls Network (SFN), as a widely used benchmark network, is used for performance comparison under more realistic and complex conditions. The SFN consists of 24 nodes and 76 directed links, with each path following a normal distribution. We adopt the standard settings for mean and variance values from prior work [10]. To construct the covariance matrix, we first sample pairwise correlation coefficients from the uniform distribution $U(-1, 1)$. These coefficients are then combined with the prescribed variances to form a symmetric matrix. To ensure that the resulting matrix is a valid covariance matrix, we follow previous work [16] to transform the symmetric matrix into positive semi-definite. For the

experimental analysis on the SFN, 50000 and 10000 networks are sampled from its predefined distribution for training and evaluation, respectively.

4.2 Implementation Details

For the synthetic network, our GPG-HT is implemented with an embedding dimension of 256, 4 Transformer layers, and 8 attention heads, balancing model capacity and computational efficiency. During training, Adam [15] optimizer with the default setting is used, while the learning rate is set to 10^{-3} , and the maximum training iterations is set to 200. The hyperparameter configuration of SEGAC follows the settings reported in [10].

As for the SFN benchmark, we adopt the same hyperparameter configuration for GPG-HT and SEGAC as in the synthetic network, except changing the training iteration number to 10^5 to accurately approximate travel-time distributions for the complex real-world scenario. To ensure a unified framework, we follow previous works [5, 7, 23] to select five origin-destination (OD) pairs and three travel time budgets for evaluation. More specifically, OD pair 2-15, 4-7, 10-13, 13-19 and 17-24, and time budget $T = 0.95 \cdot t_{\text{LET}}$, $T = 1.00 \cdot t_{\text{LET}}$, and $T = 1.05 \cdot t_{\text{LET}}$, where t_{LET} denotes the travel time of a baseline path, i.e., the least expected time (LET) path, computed by applying Dijkstra’s algorithm to the mean link travel times, representing the expected shortest path while disregarding the variance and correlation of travel times. As for the settings of the baseline models, we refer to the supplementary materials for more details.

4.3 Evaluation Metrics

In this work, the SOTA probability is applied for performance evaluation and comparison, computed as follows:

$$J = \frac{1}{M} \sum_{j=1}^M \mathbb{I}\{G(\tau^{(j)}) \leq T\}, \quad (14)$$

where $\mathbb{I}\{\cdot\}$ is the indicator function that returns 1 for a true input statement, $G(\tau^{(j)})$ denotes the travel time for a simulated path $\tau^{(j)}$, T is a travel time budget, M denotes the total number of simulated paths.

4.4 Evaluation on The Synthetic Network

On the synthetic network, the learning behavior of our GPG-HT is compared with SEGAC [10]. While both methods are designed with reinforcement learning to optimize routing under travel time uncertainty, a key difference lies in GPG-HT’s ability to condition decisions on historical trajectory observations, thereby explicitly modeling spatiotemporal travel-time correlations. Depicted in Fig. 3, the learning curves show that our GPG-HT converges approximately to a SOTA probability of 52.6%, higher than the one achieved by SEGAC at around 50.2%,

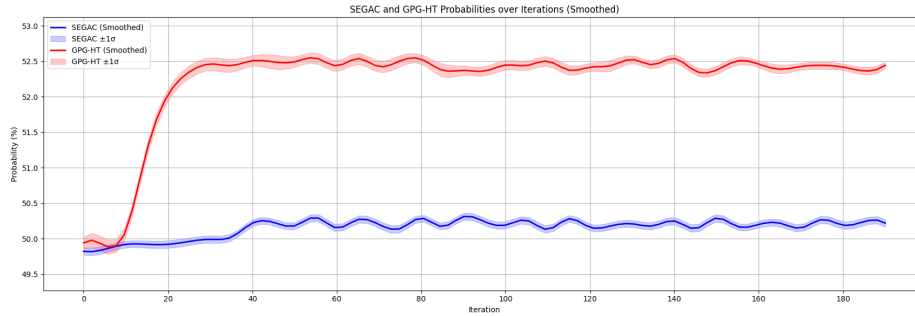


Fig. 3. The SOTA probabilities of the GPG-HT (red) and the SEGAC (blue) on the 10000 evaluation networks, as the training progresses.

marking a clear performance leading of our GPG-HT. Moreover, GPG-HT takes around 26 iterations to converge, significantly faster than SEGAC that stabilizes after roughly 40 iterations, demonstrating the efficiency gained by involving historical information for early-stage decision making. Furthermore, the SOTA variances across different evaluations at diverse training steps, represented by the shaded areas around the loss curves, shows the initially high variance of our GPG-HT due to the exploitation of historical trajectory information, such high variance decreases as the model stabilizes during training. These findings demonstrate the effectiveness of GPG-HT over the baseline model SEGAC, highlighting its key advantage in adapting to spatiotemporal uncertainty by conditioning on observed histories, therefore providing more intelligent decisions.

Besides the comparisons between GPG-HT and SEGAC, we compare the result of GPG-HT with a theoretical upper bound of SOTA probability, which is approximately 53.7%. We refer to the supplementary materials for the calculations. The resulted 52.6% SOTA probability of our GPG-HT closely approaches the upper bound 53.7%, indicating that our solution approximates the optimal policy with high accuracy under the given uncertainty structure.

4.5 Performance Comparison on The Sioux Falls Network

Table 1 presents the SOTA probabilities of our GPG-HT and eight baseline methods on the SFN benchmark, evaluated across the pre-defined five OD pairs and three travel time budget settings. Across most OD pairs and budget levels, our GPG-HT consistently achieves the highest SOTA probabilities. At the tight budget 0.95, GPG-HT achieves the best performance on four of the five OD pairs, with the only exception on pair 10-13, where GP3 slightly outperforms ours (0.4186 vs. 0.4088). At the exact budget 1.0, GPG-HT exceeds all other methods across all OD pairs. At the loose budget setting 1.05, our GPG-HT again achieves the top performance consistently. These results highlight our robustness and effectiveness in reliable path planning under varying time constraints.

Table 1. SOTA probabilities of GPG-HT and baseline models on SFN benchmarks, across five OD pairs and three time budgets. Best results in bold.

OD	T ($\times t_{\text{LET}}$)	GPG (Ours)	DOT [22]	FMA [9]	MLR [26]	ILP [4]	GP3 [12]	PQL [2]	CTD [11]	SEGAC [10]
2-15	0.95	0.4203	0.3656	0.3656	0.3947	0.3575	0.4122	0.3906	0.3920	0.4142
	1.00	0.5003	0.4871	0.4871	0.4955	0.4784	0.5003	0.4956	0.4960	0.4973
	1.05	0.6693	0.6434	0.6434	0.6521	0.6300	0.6670	0.6524	0.6529	0.6570
4-7	0.95	0.4196	0.4085	0.4085	0.4013	0.3615	0.4186	0.3996	0.3920	0.4189
	1.00	0.5296	0.5104	0.5104	0.4873	0.4706	0.5046	0.4956	0.4960	0.5152
	1.05	0.6836	0.6681	0.6681	0.6434	0.6219	0.6715	0.6524	0.6529	0.6745
10-13	0.95	0.4088	0.4031	0.4031	0.4088	0.3656	0.4186	0.3957	0.3920	0.4068
	1.00	0.5188	0.4938	0.4938	0.4955	0.4745	0.5046	0.4916	0.4960	0.5023
	1.05	0.6715	0.6526	0.6526	0.6521	0.6260	0.6715	0.6481	0.6529	0.6577
13-19	0.95	0.4110	0.3861	0.3861	0.3837	0.3615	0.4082	0.3996	0.3920	0.4090
	1.00	0.4990	0.4871	0.4871	0.4914	0.4706	0.4825	0.4916	0.4960	0.4944
	1.05	0.6647	0.6434	0.6434	0.6478	0.6219	0.6422	0.6481	0.6529	0.6565
17-24	0.95	0.4093	0.3822	0.3822	0.3797	0.3595	0.4058	0.3996	0.3920	0.4067
	1.00	0.4993	0.4986	0.4986	0.4914	0.4745	0.4796	0.4916	0.4960	0.4988
	1.05	0.6723	0.6604	0.6604	0.6478	0.6260	0.6390	0.6481	0.6529	0.6579

To provide a more detailed comparison, we analyze the performance of our GPG-HT w.r.t. the two methodological foundations it incorporates: reinforcement learning (RL) and dynamic programming (DP). Compared to previous RL-based methods PQL [2], CTD [11] and SEGAC [10], GPG-HT achieves higher SOTA probabilities across all OD pairs and budget levels, particularly under loose time budgets. For instance, on OD pair 10-13 with time budget 1.05, GPG-HT outperforms these work by SOTA probabilities of 2.34%, 1.86% and 1.38%, respectively, demonstrating our improved policy learning and adaptive decision-making in complex, time-sensitive path planning scenarios. Our GPG-HT also outperforms previous DP-based methods DOT [22] and FMA [9] across all settings, highlighting our advantage in modeling long-term dependencies and handling uncertainty in path planning. These results demonstrate our effectiveness in combining reinforcement learning and dynamic programming for robust and reliable path planning.

4.6 Ablation Study

To evaluate the contribution of essential components in our GPG-HT, we conduct an ablation study on the SFN benchmarks by selectively disabling or replacing key modules, independently creating three settings. The first setting removes the history-aware (HA) design by discarding the cross-attention embeddings between the path and traversal time within the historical trajectory information. The second one is replacing the Decision Transformer (DT) module with simple

Table 2. Ablated SOTA probabilities computed by different settings of our model on the SFN benchmarks, evaluated across pre-defined five OD pairs and three time budgets. The best results are highlighted in bold.

HA	DT	GPG	Model	T($\times t_{\text{LET}}$)	OD1	OD2	OD3	OD4	OD5
\times	\checkmark	\checkmark	w/o HA	0.95	0.4181	0.4198	0.4199	0.4102	0.4090
				1.00	0.5103	0.5204	0.5120	0.4917	0.4909
				1.05	0.6772	0.6783	0.6758	0.6590	0.6608
\checkmark	\times	\checkmark	w/o DT	0.95	0.4150	0.4191	0.4192	0.4085	0.4078
				1.00	0.5085	0.5117	0.5053	0.4834	0.4814
				1.05	0.6741	0.6725	0.6732	0.6522	0.6485
\checkmark	\checkmark	\times	w/o GPG	0.95	0.4166	0.4195	0.4196	0.4110	0.4096
				1.00	0.5094	0.5248	0.5087	0.4876	0.4956
				1.05	0.6757	0.6812	0.6745	0.6624	0.6547
\checkmark	\checkmark	\checkmark	GPG-HT	0.95	0.4211	0.4205	0.4206	0.4118	0.4102
				1.00	0.5120	0.5291	0.5186	0.4999	0.5003
				1.05	0.6802	0.6841	0.6783	0.6657	0.6730

HA: history-aware; DT: decision Transformer; GPG: generalized policy gradient.

Note that the five OD pairs are OD pair 2-15, 4-7, 10-13, 13-19 and 17-24, respectively.

linear layers. The last setting is substituting the Generalized Policy Gradient (GPG) with Vanilla Policy Gradient [27], a classical policy gradient method suffering from less stable and inefficient training variance during training. To better demonstrate the results across different settings, we increase the maximum number of training iterations to 10^4 and the batch size to 200. Reported in Table 2, our GPG-HT, in full setting, consistently achieves the best performance across all OD pairs and time budgets, confirming the complementary effect of combining all components. Besides this, the variant without the decision Transformer (w/o DT) consistently performs the worst. For instance, at time budget 1.05 on OD4, eliminating the DT leads to a SOTA probability of 0.6522, comparatively lower than those achieved by removing HA (0.6590) or altering GPG (0.6624). In contrast, the performances of removing HA (w/o HA) or altering GPG (w/o GPG) are relatively close. These findings provide insights into the essential role of self-attention in our framework, while indicating that both historical context and policy gradient optimization contribute comparably to overall performance.

4.7 Computational Efficiency

All the experiments are performed on a laptop with a 12th Gen Intel Core i7-12700H processor and NVIDIA GeForce RTX 3060 GPU. Our GPG-HT model consists of 9.3 million trainable parameters, while single-step path planning requires approximately 13.4 MB of GPU memory and completes in about 0.5 seconds across all three time budgets. The low memory consumption and rapid inference lead to fast decisions over short vehicle distances, enabling real-time path planning for real-world applications like autonomous vehicles.

5 Conclusion

In this work, we introduced GPG-HT, a novel framework that integrates a history-aware decision Transformer with Generalized Policy Gradient optimization to address the Stochastic On-Time Arrival (SOTA) problem in probabilistic path planning. Based on the Transformer’s ability to model long-term dependencies in historical trajectory information, GPG-HT effectively captures spatial and temporal correlations in stochastic transportation networks, overcoming limitations of traditional Markovian-based reinforcement learning methods. Experimental analysis on the Second Falls Network (SFN) benchmark demonstrates our leading performance over previous baselines models across multiple origin-destination pairs and time budget settings. Our future work will focus on scaling the framework for efficient path planning on complex and large-scale networks.

References

1. Biswal, S., Ghorai, G., Mohanty, S.P.: α -reliable shortest path problem in uncertain time-dependent networks. *International Journal of Applied and Computational Mathematics* **8**(4), 164 (2022)
2. Cao, Z., Guo, H., Song, W., Gao, K., Chen, Z., Zhang, L., Zhang, X.: Using reinforcement learning to minimize the probability of delay occurrence in transportation. *IEEE Transactions on Vehicular Technology* **69**(3), 2424–2436 (2020)
3. Cao, Z., Guo, H., Zhang, J., Niyato, D., Fastenrath, U.: Finding the shortest path in stochastic vehicle routing: A cardinality minimization approach. *IEEE Transactions on Intelligent Transportation Systems* **17**(6), 1688–1702 (2016)
4. Cao, Z., Wu, Y., Rao, A., Klanner, F., Erschen, S., Chen, W., Zhang, L., Guo, H.: An accurate solution to the cardinality-based punctuality problem. *IEEE Intelligent Transportation Systems Magazine* **12**(4), 78–91 (2020)
5. Chen, B.Y., Lam, W.H.K., Sumalee, A., Li, Q.: Reliable shortest path finding in stochastic networks with spatial correlated link travel times. *Transportation Research Part B: Methodological* **50**, 30–44 (2013)
6. Dijkstra, E.W.: A note on two problems in connexion with graphs. *Numerische Mathematik* **1**(1), 269–271 (1959)
7. Fan, Y., Kalaba, R.E., II, J.E.M.: Arriving on time. *Journal of Optimization Theory and Applications* **127**(3), 497–513 (2005)
8. Fan, Y., Nie, Y.: Optimal routing for maximizing the travel time reliability. *Networks and Spatial Economics* **6**(3), 333–344 (2006)
9. Guo, H., He, Z., Gao, C., Rus, D.: Navigation with time limits in transportation networks: A fourth moment approach. *IEEE Transactions on Intelligent Transportation Systems* **23**(11), 1–16 (2022)
10. Guo, H., He, Z., Sheng, W., Cao, Z., Zhou, Y., Gao, W.: Segac: Sample efficient generalized actor critic for the stochastic on-time arrival problem. *IEEE Transactions on Intelligent Transportation Systems* **25**(8), 10190–10205 (2024)
11. Guo, H., Hou, X., Peng, Q.: Ctd: Cascaded temporal difference learning for the mean-standard deviation shortest path problem. *IEEE Transactions on Intelligent Transportation Systems* **23**(8), 10868–10886 (2022)
12. Guo, H., Hou, X., Cao, Z., Zhang, J.: Gp3: Gaussian process path planning for reliable shortest path in transportation networks. *IEEE Transactions on Intelligent Transportation Systems* **23**(8), 11575–11590 (2022)

13. Hart, P.E., Nilsson, N.J., Raphael, B.: A*: A formal basis for the heuristic determination of minimum-cost paths. In: Proceedings of the 1968 International Joint Conference on Artificial Intelligence (IJCAI). pp. 100–107 (1968)
14. Khani, A., Boyles, S.D.: An exact algorithm for the mean–standard deviation shortest path problem. *Transportation Research Part B: Methodological* **81**, 252–266 (2015)
15. Kingma, D.P., Ba, J.: Adam: A method for stochastic optimization. In: Proceedings of the 3rd International Conference on Learning Representations (ICLR). pp. 1–13 (2015)
16. Lewandowski, D., Kurowicka, D., Joe, H.: Generating random correlation matrices based on vines and extended onion method. *Journal of Multivariate Analysis* **100**(9), 1989–2001 (2009)
17. Liu, Y., Blandin, S., Samaranayake, S.: Stochastic on-time arrival problem in transit networks. *Transportation Research Part B: Methodological* **119**, 122–138 (2019)
18. Mikolov, T., Chen, K., Corrado, G., Dean, J.: Efficient estimation of word representations in vector space. In: Proceedings of the 1st International Conference on Learning Representations (ICLR 2013) Workshop. Scottsdale, AZ, USA (2013)
19. Nie, Y., Wu, X.: Shortest path problem considering on-time arrival probability. *Transportation Research Part B: Methodological* **43**(6), 597–613 (2009)
20. Nie, Y.M., Wu, X.: Shortest path problem considering on-time arrival probability. *Transportation Research Part B: Methodological* **43**(6), 597–613 (2009)
21. Niknami, M., Samaranayake, S.: Tractable pathfinding for the stochastic on-time arrival problem. In: Goldberg, A.V., Kulikov, A.S. (eds.) *Experimental Algorithms*. Lecture Notes in Computer Science, vol. 9685, pp. 231–245 (2016)
22. Prakash, A.A.: Algorithms for most reliable routes on stochastic and time-dependent networks. *Transportation Research Part B: Methodological* **138**, 202–220 (2020)
23. Shahabi, M., Unnikrishnan, A., Boyles, S.D.: Robust optimization strategy for the shortest path problem under uncertain link travel time distributions. *Transportation Research Part E: Logistics and Transportation Review* **77**, 189–205 (2015)
24. Shen, L., Shao, H., Zhang, L., Zhao, J.: The global optimal algorithm of reliable path finding problem based on backtracking method. *Mathematical Problems in Engineering* **2017**, 1–10 (2017)
25. Vaswani, A., Shazeer, N., Parmar, N., Uszkoreit, J., Jones, L., Gomez, A.N., Kaiser, L., Polosukhin, I.: Attention is all you need. In: *Advances in Neural Information Processing Systems*. pp. 5998–6008 (2017)
26. Yang, L., Zhou, X.: Optimizing on-time arrival probability and percentile travel time for elementary path finding in time-dependent transportation networks: Linear mixed integer programming reformulations. *Transportation Research Part B: Methodological* **96**, 68–91 (2017)
27. Yuan, R., Gower, R.M., Lazaric, A.: A general sample complexity analysis of vanilla policy gradient. In: Camps-Valls, G., Ruiz, F.J.R., Valera, I. (eds.) *Proceedings of the 25th International Conference on Artificial Intelligence and Statistics*. *Proceedings of Machine Learning Research*, vol. 151, pp. 3332–3380 (2022)
28. Zang, Z., Xu, X., Qu, K., Chen, R., Chen, A.: Travel time reliability in transportation networks: A review of methodological developments. *Transportation Research Part C: Emerging Technologies* **143**, 103866 (2022)
29. Zhang, J., Lam, W.H., Chen, B.Y.: On-time delivery probabilistic models for the vehicle routing problem with stochastic demands and time windows. *European Journal of Operational Research* **249**(1), 144–154 (2016)