

MMCIG: Multimodal Cover Image Generation for Text-only Documents and Its Dataset Construction via Pseudo-labeling

Hyeyeon Kim^{1†}, Sungwoo Han^{1†}, *Jingun Kwon¹,
Hidetaka Kamigaito², and Manabu Okumura³

¹Chungnam National University, ²Nara Institute of Science and Technology (NAIST)

³Institute of Science Tokyo

{hyk22, 77sungwhan}@o.cnu.ac.kr

jingun.kwon@cnu.ac.kr

kamigaito.h@is.naist.jp

oku@pi.titech.ac.jp

Abstract

In this study, we introduce a novel cover image generation task that produces both a concise summary and a visually corresponding image from a given text-only document. Because no existing datasets are available for this task, we propose a multimodal pseudo-labeling method to construct high-quality datasets at low cost. We first collect documents that contain multiple images with their captions, and their summaries by excluding factually inconsistent instances. Our approach selects one image from the multiple images accompanying the documents. Using the gold summary, we independently rank both the images and their captions. Then, we annotate a pseudo-label for an image when both the image and its corresponding caption are ranked first in their respective rankings. Finally, we remove documents that contain direct image references within texts. Experimental results demonstrate that the proposed multimodal pseudo-labeling method constructs more precise datasets and generates higher quality images than text- and image-only pseudo-labeling methods, which consider captions and images separately. We release our code at: <https://github.com/HyeyeonKim/MMCIG>.

1 Introduction

Text summarization generates concise summaries by preserving essential information from documents. Given the increasing amount of multimedia content on the web, multimodal summarization (MMS), which produces both a textual summary and selects a relevant image from a document, has attracted significant attention (Li et al., 2018; Palaskar et al., 2019; Liu et al., 2020; Jangra et al., 2020; Messaoud et al., 2021; Zhuang et al., 2024).

However, existing MMS methods typically require inputs composed of both text and multiple images, making them unsuitable for text-only scenarios

commonly encountered in content creation and media. Additionally, pre-trained image generation models often struggle to produce images closely aligned with textual inputs, necessitating further fine-tuning to improve performance (Lee et al., 2023; Li et al., 2024). Moreover, creating large-scale annotated datasets of document-summary-image pairs for supervised training remains costly and challenging (Zhu et al., 2018, 2020; Jiang et al., 2023; Qiu et al., 2024).

To overcome these limitations, we propose a multimodal cover image generation (MMCIG) task that first generates concise summaries and then produces visually aligned images from text-only documents. This task is directly motivated by practical needs such as thumbnail generation for news articles, where creating representative images from summaries can improve content discovery and user engagement (Zhu et al., 2018, 2020). To support this, we introduce a multimodal pseudo-labeling method, which is the first systematic approach, to construct high-quality training datasets at low cost: (1) Collect documents with multiple images, their captions, and summaries from the *DailyMail* website. (2) Filter documents for factual consistency. (3) Independently rank images and captions by relevance to the gold summaries. (4) Annotate an image with a multimodal pseudo-label when both the image and its corresponding caption are ranked first in their respective rankings, ensuring consistency between the textual and visual content. (5) Remove documents that explicitly reference images in their text.

We compare our multimodal pseudo-labeling method for constructing training datasets with text-only and image-only pseudo-labeling methods. In the text-only pseudo-labeling method, we rely solely on caption rankings to annotate a pseudo-label for an image. For the image-only pseudo-

* Corresponding author.

† Equal contribution.

<https://www.dailymail.co.uk>

labeling method, we use only image rankings.

Experimental results demonstrate that our multimodal pseudo-labeling method constructs more precise datasets than the text-only and image-only methods. Furthermore, models fine-tuned on our dataset achieve improved performance in image generation. Human evaluation of both the constructed dataset and model-generated outputs confirms that our multimodal pseudo-labeling method effectively constructs precise datasets at low cost, enabling trained models to generate images closely aligned with summaries.

2 Multimodal Pseudo-labeling

The MMCIG task applies to real-world scenarios in which only text inputs are available for user-friendly content that requires both text and images as summaries (Zhu et al., 2018, 2020). Due to the absence of suitable datasets, we propose a multimodal pseudo-labeling method to efficiently construct high-quality training datasets. Appendix A provides the detailed dataset construction pipeline.

Filtering for Factual Consistency. The *Daily-Mail* dataset suffers from factual inconsistencies between documents and their summaries; thus, we first filter them using factuality models (Guo et al., 2022): BERTScore_{Art}, AlignScore, and SummaC-score. Each model evaluates the consistency differently. BERTScore_{Art} computes token-level similarity (Zhang* et al., 2020), AlignScore measures chunk-sentence alignment (Zha et al., 2023), and SummaCscore considers entailment scores (Laban et al., 2022). We independently remove the lowest-scoring 25% document-summary pairs and retain only document-summary pairs kept across all models to ensure factuality. For factuality scoring, we directly compare the gold summary with the corresponding document (Guo et al., 2022).

Ranking Image and Caption. We independently rank the images and their captions from each document using the gold summaries, assuming captions typically provide descriptive information about the images (Jiang et al., 2023). Specifically, we rank images and captions by computing cosine similarity with summaries using CLIP (Radford et al., 2021) and BERTScore (Zhang* et al., 2020), respectively.

Annotating Images with Multimodal Consistency. By independently ranking the images and captions, we obtain two separate rankings. An image is attached with a multimodal pseudo-label when both the image and its corresponding cap-

tion are ranked first in their respective rankings. This method ensures that the pseudo-labeled image is visually relevant to the summary and textually aligned through its caption.

	MMCIG _{Text}	MMCIG _{Image}	MMCIG _{Multi}
Train	140,212 (555.7/55.2)	140,212 (555.7/55.2)	48,866 (504.9/55.5)
Valid	4,911 (584.6/55.1)	4,911 (584.6/55.1)	1,662 (544.7/55.8)
Test	4,968 (566.8/58.2)	4,968 (566.8/58.2)	1,774 (506.0/57.2)

Table 1: Statistics of MMCIG datasets. The numbers x/y in parentheses indicate the average document and summary lengths, respectively.

Dataset	1	2	3	4	5	6	Avg/Total
MMCIG _{Text}	70.0 (298)	83.7 (788)	84.3 (779)	86.7 (670)	69.6 (1,323)	50 (3)	77.7 (3,861)
MMCIG _{Image}	72.3 (306)	84.9 (799)	86.2 (796)	86.9 (672)	69.5 (1,322)	66.7 (4)	78.5 (3,899)
MMCIG _{Multi}	86.2 (250)	88.2 (412)	90.0 (316)	88.8 (207)	78.0 (337)	100 (1)	85.9 (1,523)

Table 2: Accuracy of MMCIG_{Text}, MMCIG_{Image}, and MMCIG_{Multi} pseudo-labeling methods on the MSMO test dataset. Columns 1-6 represent the number of gold reference images in the documents. The numbers in parentheses represent the number of correctly annotated samples in the human-annotated MSMO test dataset.

MMCIG Dataset Statistics. Because the *Daily-Mail* dataset often contains direct references to image information in the documents (Hermann et al., 2015), we filter out such documents. Algorithm 1 in the Appendix shows the details. We first split each document into sentences with NLTK, and then tag a POS for each word. Next, we build candidate lists for singular nouns (NN_{word}: “photo,” “image,” “figure,” “picture,” “photograph”) and base-form verbs (VB_{word}: “show,” “reveal,” “indicate”). Documents containing sentences with both a tagged noun and verb from these lists are removed.

We create three versions: MMCIG_{Text} (selecting images via caption ranking only), MMCIG_{Image} (via image ranking only), and MMCIG_{Multi} (via both image and caption rankings). Table 1 and Table 6 in the Appendix show the statistics of the MMCIG datasets. While both MMCIG_{Text} and MMCIG_{Image} share identical dataset sizes due to their reliance on a single modality for labeling, MMCIG_{Multi} contains a smaller number of instances.

MMCIG Dataset Evaluation. Training and validation datasets are constructed from our collected data. To evaluate our pseudo-labeling, we construct our test dataset from the MSMO test dataset (Zhu et al., 2018) since it includes multiple human-annotated gold images for each instance, where

<https://www.nltk.org/>

Dataset	Alignment	Win
Random	<u>3.60</u>	20
MMCIG _{Multi}	3.85[†]	66

Table 3: Human evaluation results. “Win” denotes the count of pairwise higher scores. [†] indicates the improvement is significant ($p < 0.05$) compared with the underlined score using paired-bootstrap-resampling with 100,000 random samples (Koehn, 2004).

each instance consists of a document with multiple images along with its summary. Table 2 shows that MMCIG_{Multi} consistently outperforms both MMCIG_{Text} and MMCIG_{Image} by accurately aligning summaries with their corresponding images, even when only one gold reference image is provided among multiple images in a document. Thus, our method effectively constructs high-precision datasets with closely aligned document-summary-image pairs.

We also conducted human evaluation. We sampled 100 images in the MMCIG_{Multi} test dataset and created another dataset (**Random**) by randomly selecting one gold image from multiple gold images in the MSMO test dataset for the corresponding documents. We used Amazon Mechanical Turk with 80 annotators (US high school or bachelor’s degree), who rated the image-summary alignment (1 to 5, 5 is the best). Table 3 shows that MMCIG_{Multi} significantly outperformed **Random**, confirming our method effectively annotates images closely aligned with summaries.

3 Experiments

3.1 Experimental Settings

Datasets and Implementation Details. We used the MMCIG datasets we constructed in Section 2 for the cover image generation task. Note that we used only the 1,774 test samples from MMCIG_{Multi} for evaluation in all experiments to ensure data quality and consistency. To summarize documents, we employed the following LLMs: Llama-3.2-3B-Instruct (Meta, 2024) and Qwen2.5-3B-Instruct (Qwen et al., 2025). For image generation, we employed the following models: DALL-E-3 (OpenAI, 2023), stable-diffusion-2-1 (Rombach et al., 2022), and dreamlike-photoreal-2.0 (Dreamlike, 2023). In both summary and image generation, we used greedy decoding and 30 inference steps with a guidance scale of 7.5.

Evaluation Metrics. To assess the generated images, we considered traditional evaluation metrics, including the Fréchet Inception Distance (FID), which evaluates the distance between the probability distributions of gold and generated images (Heusel et al., 2018), and the Inception Score (IS), which evaluates the diversity and semantic meaningfulness of generated images (Salimans et al., 2016). In addition, we used CLIPScore to assess how well the generated images align with both the generated summaries (Txt-Img) and target images (Img-Img) (Hessel et al., 2021). Furthermore, we employed CLIP Image Quality Assessment (CLIP-IQA) to measure the visual quality of images (Wang et al., 2023) and the BLIP score to evaluate how effectively the generated images align with the generated summaries (Li et al., 2022). Appendix B provides details for experimental settings.

3.2 Results

We first evaluate images generated from gold summaries and then evaluate images from generated summaries. Table 4 shows the results. While DALL-E-3 suffered difficulties to generate relevant images for summaries, we observed performance gains in BLIP, CLIP and IQA scores with fine-tuned models compared to pre-trained models. Furthermore, MMCIG_{Multi} achieved scores comparable to MMCIG_{Text} and MMCIG_{Image}, demonstrating the importance of constructing a high-quality dataset. Fine-tuning first on MMCIG_{Image} and subsequently on MMCIG_{Multi} further improved performance. However, IS and FID scores exhibit inconsistency due to their limited capability in accurately evaluating images produced by recent generation models (Jayasumana et al., 2024).

3.3 Analysis

Human Evaluation. We also evaluated gold summaries and generated images by asking annotators to rate image fidelity (reality) and summary-image alignment. Table 5 presents the results. We observed that models fine-tuned on our MMCIG datasets significantly improved alignment between a summary and an image without compromising the fidelity. The relatively lower scores obtained by DALL-E is due to its tendency to generate images in a cartoon-like style.

Case Study. Figure 1 shows an example from MMCIG_{Multi}. The image and caption contain key information from the summary, highlighted in gray, such as “workers injured,” “last night Photos,” “in

Summary Gen.	Image Gen.	Setting	MMCIG	BLIPScore (↑)	CLIPScore (↑)		IQA (↑)	IS (↑)	FID (↓)
					Txt-Img	Img-Img			
Gold	DALL-E-3	Pre-trained	-	20.0	26.4	52.1	0.84	9.3	84.3
	Diffusion-2.1	Pre-trained	-	28.8	31.5	64.2	0.97	14.8	51.6
		Fine-tuned	Text	29.3	31.2	65.1	0.98	15.9	61.1
			Image	29.8	31.7	66.0	0.98	15.8	56.8
			Multi	30.0 [†]	32.0 [†]	67.1 [†]	0.98	15.1	54.3
			Image → Multi	30.1[†]	32.1[†]	67.2[†]	0.99	15.1	53.4
	Dreamlike	Pre-trained	-	27.8	31.5	65.2	0.95	13.5	54.9
		Fine-tuned	Text	28.8	30.9	64.9	0.98	15.5	58.6
			Image	29.1	31.5	65.7	0.98	15.6	53.7
			Multi	29.2	31.4	65.7	0.98[†]	15.4	53.4
			Image → Multi	29.2	31.6	66.3[†]	0.98	15.6	53.5
Llama-3.2-3B -Instruct	DALL-E-3	Pre-trained	-	20.5	26.3	51.3	0.88	9.7	79.9
	Diffusion-2.1	Pre-trained	-	28.5	31.7	63.9	0.97	15.6	50.6
		Fine-tuned	Text	29.1	31.2	64.4	0.98	15.9	62.7
			Image	29.8	31.9	65.4	0.98	16.9	55.7
			Multi	29.9	32.1 [†]	66.4 [†]	0.98	15.6	53.8
			Image → Multi	30.1[†]	32.2[†]	66.8[†]	0.99[†]	15.6	53.5
	Dreamlike	Pre-trained	-	28.0	30.2	63.9	0.95	13.6	52.9
		Fine-tuned	Text	28.6	31.0	64.5	0.98	15.6	58.1
			Image	29.1	31.5	65.5	0.98	16.4	54.9
			Multi	29.0	31.6[†]	64.5	0.98	14.5	50.2
			Image → Multi	29.2[†]	31.5	65.7	0.98[†]	15.9	53.9
Qwen2.5-3B -Instruct	DALL-E-3	Pre-trained	-	20.8	26.63	51.6	0.88	9.91	79.81
	Diffusion-2.1	Pre-trained	-	28.6	31.8	63.4	0.96	14.5	52.4
		Fine-tuned	Text	29.1	31.3	64.3	0.98	15.7	61.9
			Image	29.7	31.8	65.4	0.98	16.4	55.8
			Multi	29.7	32.0 [†]	66.2 [†]	0.98	16.3	54.3
			Image → Multi	30.0[†]	32.3[†]	66.6[†]	0.98	15.2	52.6
	Dreamlike	Pre-trained	-	27.9	30.1	63.8	0.95	13.9	53.5
		Fine-tuned	Text	28.5	31.0	64.3	0.98	14.9	57.7
			Image	29.1	31.6	65.3	0.98	16.3	54.1
			Multi	29.1	31.7	64.2	0.98	14.8	50.4
			Image → Multi	29.0	31.6	65.4	0.98	16.3	53.4

Table 4: Experimental results for cover image generation from gold and generated summaries using LLMs. Image → Multi indicates that the model was first fine-tuned on MMCIG_{Image} and then further fine-tuned on MMCIG_{Multi}. The notations are the same as those in Table 3.

Model	Setting	MMCIG	Fidelity	Alignment
DALL-E-3	Pre-trained	-	2.08	2.56
	Pre-trained	-	2.81	2.60
Diffusion-2.1	Fine-tuned	Image	2.84	2.78
	Fine-tuned	Image → Multi	2.84	3.02[†]

Table 5: Human evaluation results. The notations are the same as those in Table 3.

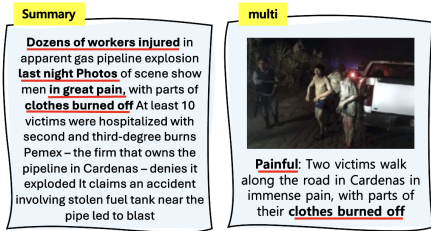


Figure 1: Example case of MMCIG_{Multi}.

great pain,” and “clothes burned off.” This alignment ensures that the selected image is visually relevant to the summary and accurately represents the textual content, which enables us to construct more coherent and relevant document-image-summary pairs. Appendix C provides further case studies. **Generated Outputs.** Figure 2 shows examples of outputs generated by Llama-3.2-3B and Diffusion-2.1 trained on MMCIG_{Multi} compared to gold summaries and images from the test dataset. We observed that the model generates summaries and relevant images. In addition, providing pictorial




Figure 2: Example of generated images and summaries with their gold references.

summaries can enhance user engagement compared to textual summaries alone, which highlights the importance of the proposed task when only textual inputs are available (Zhu et al., 2018, 2020).

4 Conclusion

We proposed a novel task of MMCIG that generates textual summaries and their corresponding images from text-only documents to output user-friendly content. Due to the lack of available datasets for this task, we proposed a multimodal pseudo-labeling method to efficiently construct high-quality training datasets. Models trained on

our datasets produce informative summaries accompanied by visually corresponding images, as confirmed by automatic and human evaluations.

Limitations

Although we proposed the MMCIG task and demonstrated the effectiveness of the proposed multimodal pseudo-labeling method, there are several limitations.

First, constructing MMCIG_{Multi} requires documents with multiple images and their corresponding captions. This may limit the applicability to other domains or languages that lack such rich multimodal datasets. In addition, we primarily considered the dataset from *DailyMail*, which may cause biases related to content style or cultural context due to the nature of this specific domain. However, our approach is the first systematic method for constructing pseudo-labels based on a multimodal approach. In the future, we plan to construct multilingual datasets for different domains for the proposed task.

Second, when generating images for named entities, such as specific people mentioned in the generated summaries, our image generation module struggles to accurately generate images corresponding to these named entities. This may be due to challenges in learning the visual representations for less common entities. In the future, we plan to incorporate external resources to improve image generation for named entities.

Ethics Statement

This section considers the potential ethical issues associated with our model. We proposed MMCIG for the cover image generation task, which is trained on MMCIG_{Multi}. MMCIG_{Multi} was constructed from the *DailyMail* dataset, which is a publicly available summarization dataset. Therefore, MMCIG might produce incorrect summaries and images that reflect biases present in the dataset. To mitigate these issues, we cleaned the dataset using factuality models to reduce incorrect or misleading content, since our model generates images based on textual summaries. However, this may not remove all biases present in the dataset. In the future, we plan to consider bias detection methods for better constructing MMCIG_{Multi}.

References

- Jacob Devlin, Ming-Wei Chang, Kenton Lee, and Kristina Toutanova. 2019. [BERT: Pre-training of deep bidirectional transformers for language understanding](#). In *Proceedings of the 2019 Conference of the North American Chapter of the Association for Computational Linguistics: Human Language Technologies, Volume 1 (Long and Short Papers)*, pages 4171–4186, Minneapolis, Minnesota. Association for Computational Linguistics.
- Dreamlike. 2023. [Dreamlike photoreal 2.0](#).
- Yanzhu Guo, Chloé Clavel, Moussa Kamal Eddine, and Michalis Vazirgiannis. 2022. [Questioning the validity of summarization datasets and improving their factual consistency](#). In *Proceedings of the 2022 Conference on Empirical Methods in Natural Language Processing*, pages 5716–5727, Abu Dhabi, United Arab Emirates. Association for Computational Linguistics.
- Karl Moritz Hermann, Tomáš Kočiský, Edward Grefenstette, Lasse Espeholt, Will Kay, Mustafa Suleyman, and Phil Blunsom. 2015. [Teaching machines to read and comprehend](#). *Preprint*, arXiv:1506.03340.
- Jack Hessel, Ari Holtzman, Maxwell Forbes, Ronan Le Bras, and Yejin Choi. 2022. [Clipscore: A reference-free evaluation metric for image captioning](#). *Preprint*, arXiv:2104.08718.
- Jack Hessel, Ari Holtzman, Maxwell Forbes, Ronan Le Bras, and Yejin Choi. 2021. [CLIPScore: A reference-free evaluation metric for image captioning](#). In *Proceedings of the 2021 Conference on Empirical Methods in Natural Language Processing*, pages 7514–7528, Online and Punta Cana, Dominican Republic. Association for Computational Linguistics.
- Martin Heusel, Hubert Ramsauer, Thomas Unterthiner, Bernhard Nessler, and Sepp Hochreiter. 2018. [Gans trained by a two time-scale update rule converge to a local nash equilibrium](#). *Preprint*, arXiv:1706.08500.
- Edward J Hu, yelong shen, Phillip Wallis, Zeyuan Allen-Zhu, Yuanzhi Li, Shean Wang, Lu Wang, and Weizhu Chen. 2022. [LoRA: Low-rank adaptation of large language models](#). In *International Conference on Learning Representations*.
- Anubhav Jangra, Sriparna Saha, Adam Jatowt, and Mohammad Hasanuzzaman. 2020. [Multi-modal summary generation using multi-objective optimization](#). In *Proceedings of the 43rd International ACM SIGIR Conference on Research and Development in Information Retrieval, SIGIR ’20*, page 1745–1748, New York, NY, USA. Association for Computing Machinery.
- Sadeep Jayasumana, Srikumar Ramalingam, Andreas Veit, Daniel Glasner, Ayan Chakrabarti, and Sanjiv Kumar. 2024. [Rethinking fid: Towards a better evaluation metric for image generation](#). *Preprint*, arXiv:2401.09603.

- Chaoya Jiang, Rui Xie, Wei Ye, Jinan Sun, and Shikun Zhang. 2023. [Exploiting pseudo image captions for multimodal summarization](#). In *Findings of the Association for Computational Linguistics: ACL 2023*, pages 161–175, Toronto, Canada. Association for Computational Linguistics.
- Philipp Koehn. 2004. [Statistical significance tests for machine translation evaluation](#). In *Proceedings of the 2004 Conference on Empirical Methods in Natural Language Processing*, pages 388–395, Barcelona, Spain. Association for Computational Linguistics.
- Philippe Laban, Tobias Schnabel, Paul N. Bennett, and Marti A. Hearst. 2022. Summac: Re-visiting nli-based models for inconsistency detection in summarization. *Transactions of the Association for Computational Linguistics*, 10:163–177.
- Kimin Lee, Hao Liu, Moonkyung Ryu, Olivia Watkins, Yuqing Du, Craig Boutilier, Pieter Abbeel, Mohammad Ghavamzadeh, and Shixiang Shane Gu. 2023. [Aligning text-to-image models using human feedback](#). *Preprint*, arXiv:2302.12192.
- Haoran Li, Junnan Zhu, Tianshang Liu, Jiajun Zhang, and Chengqing Zong. 2018. Multi-modal sentence summarization with modality attention and image filtering. In *Proceedings of the 27th International Joint Conference on Artificial Intelligence, IJCAI’18*, page 4152–4158. AAAI Press.
- Jialu Li, Jaemin Cho, Yi-Lin Sung, Jaehong Yoon, and Mohit Bansal. 2024. [SELMA: Learning and merging skill-specific text-to-image experts with auto-generated data](#). In *The Thirty-eighth Annual Conference on Neural Information Processing Systems*.
- Junnan Li, Dongxu Li, Caiming Xiong, and Steven Hoi. 2022. [Blip: Bootstrapping language-image pre-training for unified vision-language understanding and generation](#). *Preprint*, arXiv:2201.12086.
- Nayu Liu, Xian Sun, Hongfeng Yu, Wenkai Zhang, and Guangluan Xu. 2020. [Multistage fusion with forget gate for multimodal summarization in open-domain videos](#). In *Proceedings of the 2020 Conference on Empirical Methods in Natural Language Processing (EMNLP)*, pages 1834–1845, Online. Association for Computational Linguistics.
- Sourab Mangrulkar, Sylvain Gugger, Lysandre Debut, Younes Belkada, Sayak Paul, and Benjamin Bossan. 2022. Peft: State-of-the-art parameter-efficient fine-tuning methods. <https://github.com/huggingface/peft>.
- Safa Messaoud, Ismini Lourentzou, Assma Boughoula, Mona Zehni, Zhizhen Zhao, Chengxiang Zhai, and Alexander G. Schwing. 2021. [Deepqamvs: Query-aware hierarchical pointer networks for multi-video summarization](#). In *Proceedings of the 44th International ACM SIGIR Conference on Research and Development in Information Retrieval, SIGIR ’21*, page 1389–1399, New York, NY, USA. Association for Computing Machinery.
- Meta. 2024. [Llama 3.2: Revolutionizing edge ai and vision with open, customizable models](#).
- OpenAI. 2023. Dall-e 3 is now available in chatgpt plus and enterprise.
- Shruti Palaskar, Jindřich Libovický, Spandana Gella, and Florian Metze. 2019. [Multimodal abstractive summarization for how2 videos](#). In *Proceedings of the 57th Annual Meeting of the Association for Computational Linguistics*, pages 6587–6596, Florence, Italy. Association for Computational Linguistics.
- Jielin Qiu, Jiacheng Zhu, William Han, Aditesh Kumar, Karthik Mittal, Claire Jin, Zhengyuan Yang, Linjie Li, Jianfeng Wang, Ding Zhao, Bo Li, and Lijuan Wang. 2024. Mmsum: A dataset for multimodal summarization and thumbnail generation of videos. In *Proceedings of the IEEE/CVF Conference on Computer Vision and Pattern Recognition (CVPR)*, pages 21909–21921.
- Qwen, :, An Yang, Baosong Yang, Beichen Zhang, Binyuan Hui, Bo Zheng, Bowen Yu, Chengyuan Li, Dayiheng Liu, Fei Huang, Haoran Wei, Huan Lin, Jian Yang, Jianhong Tu, Jianwei Zhang, Jianxin Yang, Jiayi Yang, Jingren Zhou, Junyang Lin, Kai Dang, Keming Lu, Keqin Bao, Kexin Yang, Le Yu, Mei Li, Mingfeng Xue, Pei Zhang, Qin Zhu, Rui Men, Runji Lin, Tianhao Li, Tianyi Tang, Tingyu Xia, Xingzhang Ren, Xuancheng Ren, Yang Fan, Yang Su, Yichang Zhang, Yu Wan, Yuqiong Liu, Zeyu Cui, Zhenru Zhang, and Zihan Qiu. 2025. [Qwen2.5 technical report](#). *Preprint*, arXiv:2412.15115.
- Alec Radford, Jong Wook Kim, Chris Hallacy, Aditya Ramesh, Gabriel Goh, Sandhini Agarwal, Girish Sastry, Amanda Askell, Pamela Mishkin, Jack Clark, Gretchen Krueger, and Ilya Sutskever. 2021. [Learning transferable visual models from natural language supervision](#). *Preprint*, arXiv:2103.00020.
- Robin Rombach, Andreas Blattmann, Dominik Lorenz, Patrick Esser, and Björn Ommer. 2022. High-resolution image synthesis with latent diffusion models. In *Proceedings of the IEEE/CVF Conference on Computer Vision and Pattern Recognition (CVPR)*, pages 10684–10695.
- Tim Salimans, Ian Goodfellow, Wojciech Zaremba, Vicki Cheung, Alec Radford, and Xi Chen. 2016. [Improved techniques for training gans](#). *Preprint*, arXiv:1606.03498.
- Jiayi Wang, Kelvin CK Chan, and Chen Change Loy. 2023. Exploring clip for assessing the look and feel of images. In *AAAI*.
- Yuheng Zha, Yichi Yang, Ruichen Li, and Zhiting Hu. 2023. [AlignScore: Evaluating factual consistency with a unified alignment function](#). In *Proceedings of the 61st Annual Meeting of the Association for Computational Linguistics (Volume 1: Long Papers)*, pages 11328–11348, Toronto, Canada. Association for Computational Linguistics.

Tianyi Zhang*, Varsha Kishore*, Felix Wu*, Kilian Q. Weinberger, and Yoav Artzi. 2020. [Bertscore: Evaluating text generation with bert](#). In *International Conference on Learning Representations*.

Junnan Zhu, Haoran Li, Tianshang Liu, Yu Zhou, Jiajun Zhang, and Chengqing Zong. 2018. [MSMO: Multimodal summarization with multimodal output](#). In *Proceedings of the 2018 Conference on Empirical Methods in Natural Language Processing*, pages 4154–4164, Brussels, Belgium. Association for Computational Linguistics.

Junnan Zhu, Yu Zhou, Jiajun Zhang, Haoran Li, Chengqing Zong, and Changliang Li. 2020. [Multimodal summarization with guidance of multimodal reference](#). *Proceedings of the AAAI Conference on Artificial Intelligence*, 34(05):9749–9756.

Haojie Zhuang, Wei Emma Zhang, Leon Xie, Weitong Chen, Jian Yang, and Quan Sheng. 2024. [Automatic, meta and human evaluation for multimodal summarization with multimodal output](#). In *Proceedings of the 2024 Conference of the North American Chapter of the Association for Computational Linguistics: Human Language Technologies (Volume 1: Long Papers)*, pages 7768–7790, Mexico City, Mexico. Association for Computational Linguistics.

A Multimodal Pseudo-labeling

A.1 Overview of Dataset Construction Pipeline

Figure 3 shows an overview of the dataset construction pipeline. We first collect a large-scale multimodal dataset from the *DailyMail* website, containing documents with multiple images, including their captions and summaries. We annotate a pseudo-label by selecting one from the multiple images accompanying each document. Then, we filter out factually inconsistent instances. We independently rank both images and their captions using gold summaries and annotate a multimodal pseudo-label for an image when both the image and its corresponding caption are ranked first in their respective rankings. Finally, we remove instances that contain direct image references within the document.

A.2 Filtering for Factual Consistency

We leverage the factuality models $BERTScore_{Art}$, $AlignScore$, and $SummaCscore$ to automatically evaluate the consistency between documents and gold summaries. $BERTScore_{Art}$ computes token-level similarity (Zhang* et al., 2020) using BERT-based embeddings (Devlin et al., 2019). $AlignScore$ measures alignment using BERT-based embeddings by chunking the document and splitting

the gold summaries into sentences (Zha et al., 2023). $SummaCscore$ segments documents into sentences and uses a natural language inference model to compute entailment scores between sentence pairs by aggregating these scores using *max* and *mean* operators (Laban et al., 2022).

We remove the lowest 25% of document-summary pairs based on the scores of each model separately. Finally, we take the intersection of the top of 75% of document-summary pairs from each model because the different factuality models complement each other in detecting erroneous samples (Guo et al., 2022).

A.3 Filtering for Direct Image Reference

Algorithm 1 describes how to filter such samples. We begin by applying a sentence splitter from NLTK, which splits a given document into individual sentences.

Table 6 shows the dataset statistics at each filtering step. Starting from the original dataset, containing 293,966 training, 10,353 validation, and 10,262 test samples, the dataset is successively filtered through stages of factual consistency, multimodal consistency, and POS tagging. After applying factual consistency filtering, the size of the dataset reduces significantly to 140,212 training, 4,911 validation, and 4,968 test instances. Subsequent filtering based on multimodal consistency further reduces the training set to 50,496, validation set to 1,726, and test set to 1,832 samples. Finally, after POS tagging filtering, the dataset comprises 48,866 training, 1,662 validation, and 1,774 test samples, respectively.

For $MMCIG_{Image}$ and $MMCIG_{Text}$, we utilize the dataset obtained after applying factual consistency filtering, resulting in 140,212 training instances, 4,911 validation instances, and 4,968 test instances. For $MMCIG_{Multi}$, we utilize the dataset after obtained after POS tagging filtering, resulting in 48,866 training instances, 1,662 validation instances, and 1,774 test instances.

	Original	After Factual Consistency	After Multimodal Consistency	After POS tagging
Train	293,966	140,212	50,496	48,866
Valid	10,353	4,911	1,726	1,662
Test	10,262	4,968	1,832	1,774

Table 6: Dataset statistics after each filtering step.

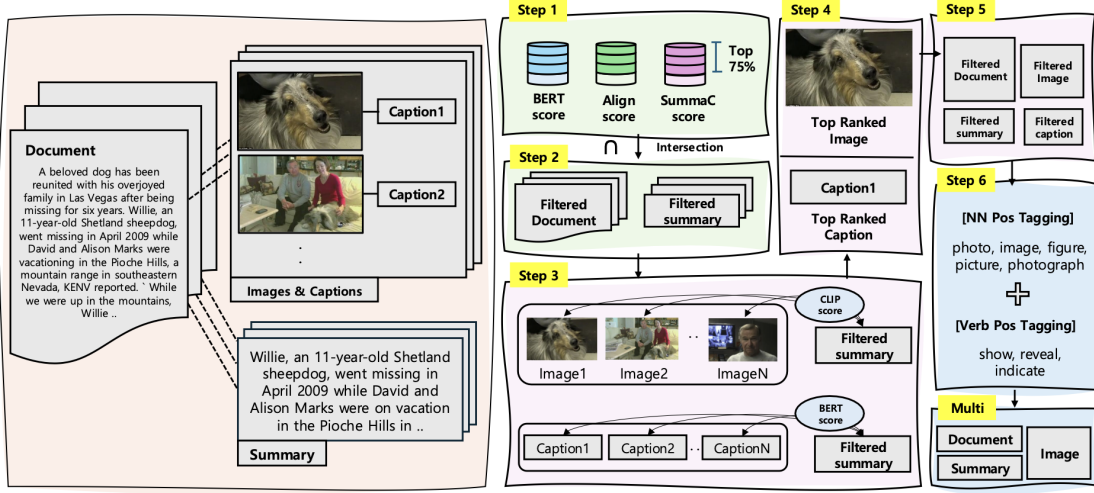


Figure 3: Overview of the MMCIG dataset construction pipeline.

Algorithm 1 Filtering Algorithm.

Require:

```

1: Documents Docs =  $\{D_1, D_2, \dots, D_n\}$ 
2:  $NLTK_{ssplit}$  = sentence splitter
3:  $NLTK_{tagger}$  = part-of-speech tagger
4: Initialize the filtered documents,  $F = []$ 
5: Initialize the  $NN_{word}$  and  $VB_{word}$ , respectively
6: for  $i = 1$  to  $n$  do
7:    $S \leftarrow NLTK_{ssplit}(D_i)$ 
8:   for  $j = 1$  to  $|S|$  do
9:      $Tag \leftarrow NLTK_{tagger}(S_j)$ 
10:    if  $Tag_{nn}$  in  $NN_{word}$  and  $Tag_{vb}$  in  $VB_{word}$  then
11:      continue
12:    else
13:       $F.append(D_i)$ 
14:    end if
15:  end for
16: end for
17: return  $F$ 

```

B Detailed Experimental Settings

B.1 Hyper-parameters

All experiments were conducted using NVIDIA RTX A6000 GPU. Table 7 shows the hyper-parameters for fine-tuning image generation.

Table 8 shows the hyper-parameters for fine-tuning summary generation. We incorporated a parameter-efficient fine-tuning method (Mantrul et al., 2022), specifically low-rank adapters, which combine trainable low-rank matrices with the frozen weights in transformer and diffusion layers (Hu et al., 2022). We adapted only specific layers to optimize training efficiency: the query, key, value, output layers in LLMs.

B.2 Detailed Evaluation Metrics

CLIPScore (Img-Txt) (Hessel et al., 2022) evaluates the alignment between generated images and

Hyperparameters	
seed	42
number of training epochs	20
early stopping	3
batch size	20
image resolution	768
optimizer	AdamW
learning rate	3e-7
learning rate scheduler	constant

Table 7: Hyper-parameters for image generation models.

Hyperparameters	
seed	42
number of training epochs	20
early stopping	3
batch size	8
optimizer	AdamW
learning rate	1e-4
lora rank	8
lora alpha	16
lora dropout	0.1
target modules	query, key, value, and output

Table 8: Hyper-parameters for text generation models.

their textual descriptions. It computes the cosine similarity between image and text embeddings obtained using the CLIP model (Radford et al., 2021).

A higher CLIPScore denotes greater semantic consistency between the image and text.

CLIPScore (Img-Img) evaluates the alignment between generated images and their gold images. It computes the cosine similarity between two image embeddings obtained using the CLIP model. A higher CLIPScore denotes greater semantic consistency between two images.

BLIPScore (Img-Txt) evaluates the alignment between generated images and their textual descriptions. It computes the cosine similarity between image and text embeddings obtained using the BLIP model (Li et al., 2022). A higher BLIPScore denotes greater semantic consistency between the image and text.

CLIP-IQA (Wang et al., 2023) calculates image quality scores by computing cosine similarities between image embeddings and textual embeddings derived from paired antonym prompts using the CLIP model. A higher IQA score with positive prompts denotes better perceived quality.

B.3 DALL-E-3 Prompt for Image Generation

We used the OpenAI API to generate relevant images with DALL-E-3. Although we experimented with various prompts to enhance performance, the results did not significantly differ.

Prompt for Image Generation (DALL-E-3)

Please generate a relevant image.
<Summary>

“<Summary>” indicates the placeholder for a summary.

B.4 Document Summarization

For n-gram matching automatic evaluation metrics, we used ROUGE-1 (R-1), -2 (R-2), and -L (R-L) to assess summarization performance. We also considered BERTScore to assess the contextual similarity between generated and gold summaries. We fine-tuned models on MMCIG_{Multi}. Table 9 shows the results.

Model	Setting	R-1	R-2	R-L	BS
Llama-3B	Pre-trained	37.3	14.9	23.7	41.7
	Fine-tuned	47.8	24.7	34.3	48.8
Qwen-3B	Pre-trained	35.0	13.0	21.9	40.3
	Fine-tuned	45.7	22.8	32.7	47.4

Table 9: Experimental results of document summarization.

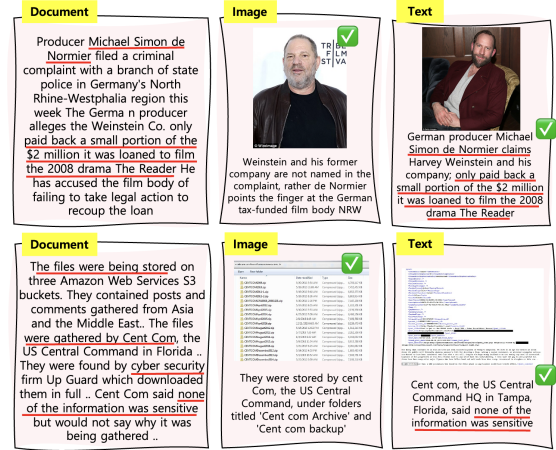


Figure 4: Two example cases of MMCIG_{Text} and MMCIG_{Image}. Check mark indicates the first image or caption based on rankings.

C Additional Case study

Limitations of Text-only and Image-only Pseudo-labeling. Figure 4 presents examples from MMCIG_{Text} and MMCIG_{Image}. In MMCIG_{Image}, images are selected solely based on image information, whereas in MMCIG_{Text}, captions are considered to form document-image-summary pairs. However, ranked images and captions do not always align; thus, the constructed image-summary pairs often lack coherence and relevance (Zhu et al., 2020).

In the first example, the summary relies on textual information, while the selected image does not accurately capture entities such as person, “Michael Simon de Normier.” In the second example, the key information “The files were being stored” is clearly represented in the first ranked image in MMCIG_{Image}, while the MMCIG_{Text} image fails to capture this. This demonstrates the limitation of relying exclusively on either caption or image information.

Generated Outputs. Figure 5 shows example outputs generated by the stable-diffusion-2.1 models based on generated summaries from fine-tuned Llama-3B-Instruct. DALL-E-3 tended to produce cartoon-like images, whereas diffusion models generated more realistic images. Additionally, the model trained on MMCIG_{Multi} produced images closely aligned with their corresponding summaries.

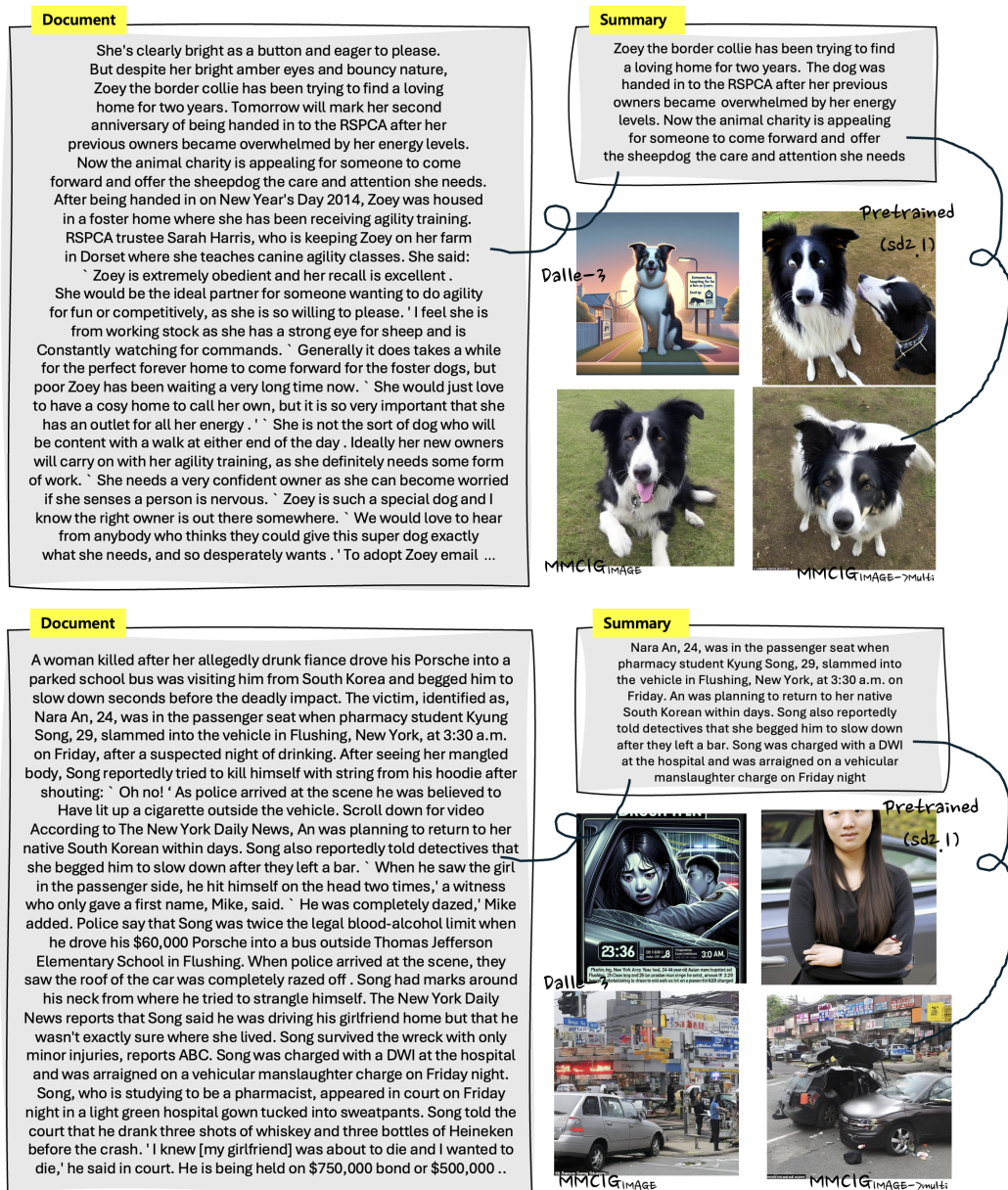


Figure 5: Another example of generated images and summaries.