

# CMR-SPB: Cross-Modal Multi-Hop Reasoning over Text, Image, and Speech with Path Balance

Seunghye Kim<sup>1</sup>, Ingyu Bang<sup>1</sup>, Seokgyu Jang<sup>1</sup>, Changhyeon Kim<sup>1</sup>,  
Sanghwan Bae<sup>2</sup>, Jihun Choi<sup>3</sup>, Richeng Xuan<sup>4</sup>, Taeuk Kim<sup>1\*</sup>

<sup>1</sup>Hanyang University, <sup>2</sup>NAVER Cloud, <sup>3</sup>Sony AI, <sup>4</sup>Beijing Academy of Artificial Intelligence  
{gyg9325, ingy1008, diamondgyu, livex, kimtaeuk}@hanyang.ac.kr,  
baaesh10@gmail.com, jihun.a.choi@sony.com, rcxuan@baai.ac.cn

## Abstract

Cross-modal multi-hop reasoning (CMR) is a valuable yet underexplored capability of multimodal large language models (MLLMs), entailing the integration of information from multiple modalities to produce a coherent output for a given context. We argue that existing benchmarks for evaluating this ability have critical shortcomings: (1) they largely overlook the speech modality, and (2) they exhibit heavily biased reasoning path distributions, which can severely undermine fair evaluation. To address these limitations, we introduce a novel benchmark—Cross-Modal Multi-Hop Reasoning over Text, Image and Speech with Path Balance (CMR-SPB)—designed to assess tri-modal multi-hop reasoning while ensuring both unbiased and diverse reasoning paths. Our experiments with the new dataset reveal consistent model failures in specific reasoning sequences and show that biased benchmarks risk misrepresenting model performances. Finally, based on our extensive analysis, we propose a new ECV (Extract, Connect, Verify) prompting technique that effectively mitigates the performance gap across different reasoning paths. Overall, we call for more careful evaluation in CMR to advance the development of robust multimodal AI.

## 1 Introduction

Human perception and understanding are inherently complex, often requiring the integration of textual, visual, and auditory information. Accordingly, the ability to process such heterogeneous inputs in tandem is fundamental to achieving human-level AI (Baltrušaitis, Ahuja, and Morency 2019). Previous studies on multimodal foundation models have demonstrated success in enhancing image (Liu et al. 2023a; Li et al. 2024) and audio (Kong et al. 2024; Ghosh et al. 2024) processing by augmenting large language models (LLMs) with modality-specific modules. More recently, the emergence of *omni(-modal)* models (OpenAI 2024; Microsoft et al. 2025; Team et al. 2025), natively designed to accommodate multiple modalities, represents a significant step forward in unified multimodal learning.

With these advancements, there is a growing need for benchmarks that can effectively evaluate the performance of multimodal models in diverse scenarios. To this end, several testbeds have been introduced. For instance, MultiBench

**Question:** What is the **Invested Capital** of the **company** that is based in the **country** with a PPP GNI per capita value of **605**?

### 1. Speech Recognition & Reasoning

... We have PPP GNI per capita figures for nine countries as follows: Country X stands at 908, **Country Q** at **605**, Country R at 995, Country P at 830, Country N at 749, Country V at 734, ...

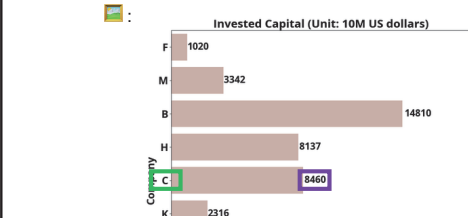
The country with PPP GNI value of **605** is **country Q**.

### 2. Text Recognition & Reasoning

... - **Company B** (Country V):\*\* Cash & Cash Equivalents = 1,117  
- **Company C** (**Country Q**):\*\* Cash & Cash Equivalents = 846  
- **Company F** (Country R):\*\* Cash & Cash Equivalents = 388 ...

The company based on **country Q** is **company C**.

### 3. Image Recognition & Reasoning



The invested capital of **company C** is **8,460**.

**Final answer: 8,460**

Figure 1: An example from the proposed dataset, CMR-SPB, requiring three-hop cross-modal reasoning over text, image, and speech. To solve this, the model must first extract the bridge entity, *country Q*, from speech, identify the associated company, *company C*, from text, and finally retrieve its net income, *8,460*, from the image as the answer.

(Liang et al. 2021) and OmniBench (Li et al. 2025) are proposed to assess models’ reasoning capabilities when inputs are presented in distinct modalities. However, these benchmarks primarily target unimodal reasoning, with each instance’s information confined to a single modality despite the datasets spanning multiple modalities.

To address this limitation, recent studies (Talmor et al. 2021; Chang et al. 2022; Reddy et al. 2022; Kim, Kim, and Kim 2025) have begun to tackle the task of **cross-modal multi-hop reasoning (CMR)**, in which cues from different modalities must be explicitly combined to produce a correct

\*Corresponding author

Dataset	Text	Image	Speech	CMR	Path Balance
MMQA	✓	✓	✗	✓	✗
MuMuQA	✓	✓	✗	✓	✗
FCMR	✓	✓	✗	✓	✗
Spoken CoQA	✗	✗	✓	✗	-
OmniBench	✗	✓	✓	✗	-
TVQA	✓	✓	✓	✗	-
MultiBench	✓	✓	✓	✗	-
OmniDialog	✓	✓	✓	✗	-
<b>CMR-SPB (Ours)</b>	✓	✓	✓	✓	✓

Table 1: Comparison of question answering datasets involving cross-modal multi-hop reasoning or the speech modality. Only a few datasets require models to reason over text, image, and speech, and, more critically, none in this category demand multi-hop reasoning. Furthermore, all existing multi-hop reasoning datasets exhibit biased reasoning paths.

answer (see Figure 1 for an example). In this work, we argue that despite these efforts, two critical shortcomings persist in the existing literature and warrant resolution. First, as illustrated in Table 1, no existing dataset simultaneously encompasses both CMR and the speech modality; current benchmarks consider only one of these aspects in isolation. Therefore, it is currently impossible to evaluate model performance on CMR tasks that incorporate speech. Second, as empirically demonstrated in §3.2, imbalances in modality ordering within existing CMR datasets (the top three in Table 1) can significantly distort performance evaluation.

To overcome these issues, we present **Cross-Modal Multi-Hop Reasoning over Text, Image, and Speech with Path Balance (CMR-SPB)**, a new dataset specifically designed to evaluate the CMR capabilities of multimodal large language models (MLLMs) across the three modalities, while ensuring unbiased reasoning paths.<sup>1</sup> Extensive experiments with the benchmark reveal novel and valuable insights, including: (1) model performance rankings can vary considerably depending on the category of reasoning paths (e.g., whether processing begins with image or text); (2) identifying relations between two entities in the same modality is the primary bottleneck; and (3) prompting strategies tailored to mitigate the identified bias can help narrow the performance gap between different reasoning paths.

In summary, the key contributions of this work are:

- We identify a notable imbalance in reasoning paths of existing CMR datasets, introducing bias into evaluation.
- We propose CMR-SPB, a novel dataset with unbiased reasoning patterns for evaluating the CMR capabilities of MLLMs across text, image, and speech.
- We examine common failure patterns in models that limit their effectiveness—e.g., a bottleneck that arises when identifying a semantic relation between two entities.
- We propose ECV (Extract, Connect, Verify) prompting,

<sup>1</sup>The CMR-SPB dataset will be publicly released.

which outperforms methods such as chain-of-thought in delivering robust performance under path imbalance.

## 2 Related Work

We first introduce MLLMs capable of handling text, image, and audio as the base models for our experiments, and then review the research history of cross-modal multi-hop reasoning to highlight the unique contributions of this work.

### 2.1 Multimodal Large Language Models

Building on the original LLMs, early MLLM development has progressed along two primary trajectories: text–image and text–audio integration. Vision–language models integrate pretrained vision encoders (Radford et al. 2021) into LLMs, enabling joint reasoning over images and text (Alayrac et al. 2022; Liu et al. 2023a), while audio-capable models (Kong et al. 2024; Ghosh et al. 2024) expand this paradigm to incorporate acoustic and speech information alongside textual inputs. However, a key limitation is that most are not inherently multimodal, having been retrofitted to handle additional modalities rather than designed from scratch for multimodal processing.

To this end, state-of-the-art MLLMs—often referred to as *omni* models—are built to incorporate all three modalities from the outset, enabling more natural perception and generation over diverse modalities. Representatives include Qwen2.5-Omni (Xu et al. 2025), MiniCPM-o 2.6 (Yao et al. 2024), and Phi-4 Multimodal (Microsoft et al. 2025), with the most recent model, Gemma 3n (Team 2025), exhibiting advances in multimodal understanding. We employ them as base models to evaluate their effectiveness in CMR, rectifying prevalent misconceptions and advancing new insights.

### 2.2 Cross-Modal Multi-Hop Reasoning

As MLLMs attract increasing attention in the literature, various benchmarks have been proposed to evaluate the limits of their competency. Unlike typical question answering (QA) datasets focused on isolated unimodal reasoning, CMR demands integration of multiple modalities through multi-step reasoning. WebQA (Chang et al. 2022), focus on open-domain reasoning with context from both textual and web-based visual sources but only require uni-modal evidence for the answer. The first in the field of CMR, MMQA (Talmor et al. 2021), prompts models to gather evidence from tables or text and ground the final answer in another modality. MuMuQA (Reddy et al. 2022) formulates questions that require initial grounding in images, followed by the retrieval of essential contextual information from the associated text. FCMR (Kim, Kim, and Kim 2025) introduces domain-specific questions in the financial domain, challenging models to reason over relatively uncontaminated text, tables, and charts in order to answer three-hop questions.

Although several benchmarks have emerged, they still fall short of capturing the full complexity of real-world scenarios. In particular, they overlook scenarios involving auditory context, which has thus far been examined only in single-hop settings such as SpokenCoQA (You et al. 2022)

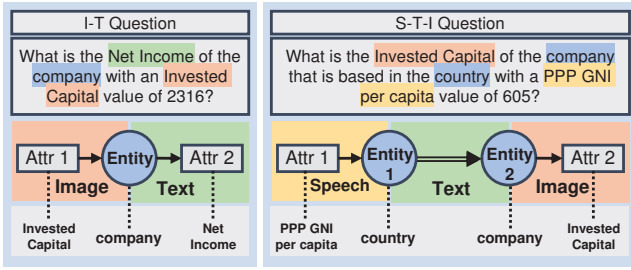


Figure 2: Illustration of our proposed formulation, presenting two CMR examples with their reasoning paths, I-T (Left) and S-T-I (Right). Note that attributes, such as Invested Capital, are accessible only through a specific modality (e.g., image), with the corresponding data omitted for brevity.

and AVQA (Yang et al. 2022). Moreover, existing evaluations are often biased due to unbalanced reasoning path distributions, resulting in distorted performance measurements. Our comprehensive benchmark overcomes these limitations, providing an unbiased and fine-grained evaluation of CMR.

### 3 Preliminaries

#### 3.1 Task Formulation

Cross-modal multi-hop reasoning inherently involves numerous attributes and entities spanning multiple modalities, which makes it less intuitive to conceptualize. To address this, we provide CMR’s formal definition using knowledge graphs (KGs) expressed in mathematical notation. In our formulation, we assume that certain entity attributes are accessible exclusively through specific modalities and leverage these modality-specific attributes to construct CMR cases.

We define an *attribute* as a value that is represented exclusively in a single modality. We also specify three modality-specific *relations*—image, text, and speech—in KGs, capturing two cases: (1) an attribute of an entity is described in a specific modality (attribute-entity), and (2) two entities co-occur within the same modality (entity-entity). Using this framework, CMR questions can be formulated as ordered chains of relations, as illustrated in Figure 2. For instance, a bi-modal multi-hop question—“What is the Net Income of the company with an Invested Capital value of 2316?”—can be modeled as a sequence of two relations. Extending this to a tri-modal multi-hop question adds an extra entity-entity relation alongside the two attribute-entity relations.

Formally, the notation for a reasoning path can be reduced by omitting explicit references to individual entities and attributes, representing it instead as an ordered sequence of modality-based relations. For example, a reasoning path comprising two relations, an image (I) relation followed by a text (T) relation, can be succinctly denoted as I-T. This can be generalized to longer chains, such as speech (S)-text (T)-image (I), as the number of relations increases.

Throughout this paper, we employ the formulation by explicitly embedding it into the prompts used with LLMs to convey the structure of the task (§3.2 and §6), and by using it to concisely denote composite reasoning paths with short,

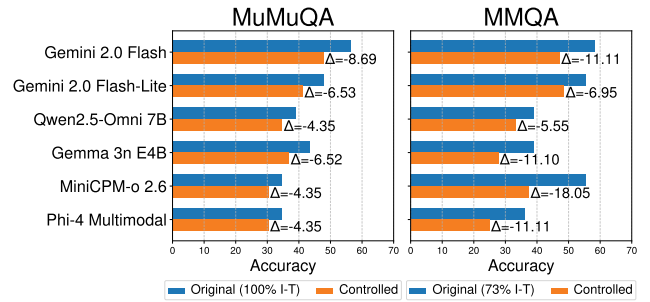


Figure 3: Performance comparison on the original MuMuQA and MMQA datasets vs. their controlled variants. When revised to ensure balanced reasoning paths, accuracy drops by up to 18%, raising concerns about the validity of previous evaluations on the original datasets.

consistent terminology. This formulation also underpins the construction of our dataset, as detailed in §4.

#### 3.2 Biases in Existing Benchmarks

As discussed in §1 and §2, we are the first to reveal that existing CMR benchmarks—i.e., MuMuQA (Reddy et al. 2022), MMQA (Talmor et al. 2021), and FCMR (Kim, Kim, and Kim 2025)—exhibit skewed distributions in their representation of reasoning paths. Because these benchmarks consider only visual and textual information, possible options are restricted to two: I-T and T-I. Nonetheless, they display imbalances between the two possible cases; specifically, both MuMuQA and FCMR contain *only* I-T instances, and MMQA is heavily skewed toward I-T, with about two times as many I-T instances as T-I. Next, we demonstrate that these imbalances can result in misleading conclusions.

**Preliminary Controlled Evaluation** To examine the effect of the reported biases, we conduct a controlled experiment reversing the reasoning path direction (e.g., I-T → T-I) for each question without changing its meaning. This yields variants with uniform reasoning path distributions while preserving the originals’ unique properties. Specifically, we create balanced versions of MuMuQA and MMQA, each with an equal split (50:50) between I-T and T-I instances.<sup>2</sup>

In Figure 3, performance demonstrates a pronounced and consistent decline under controlled configurations, in some cases exceeding a 10% drop in accuracy. This suggests that balancing the reasoning path distribution is crucial for the accurate evaluation of MLLMs in CMR. However, simple path reversal offers only a partial solution and is restricted to bi-modal settings. To overcome these limitations, we introduce a new benchmark, CMR-SPB, in the following section.

### 4 Proposed Benchmark: CMR-SPB

Building on our formal definition of CMR and the recognized need for a robust testbed (§3), we propose **CMR-SPB**

<sup>2</sup>A description of the balanced dataset construction process can be found in Appendix B. Note also that we control for potential biases originating from input modality orders, as outlined in §5.1.

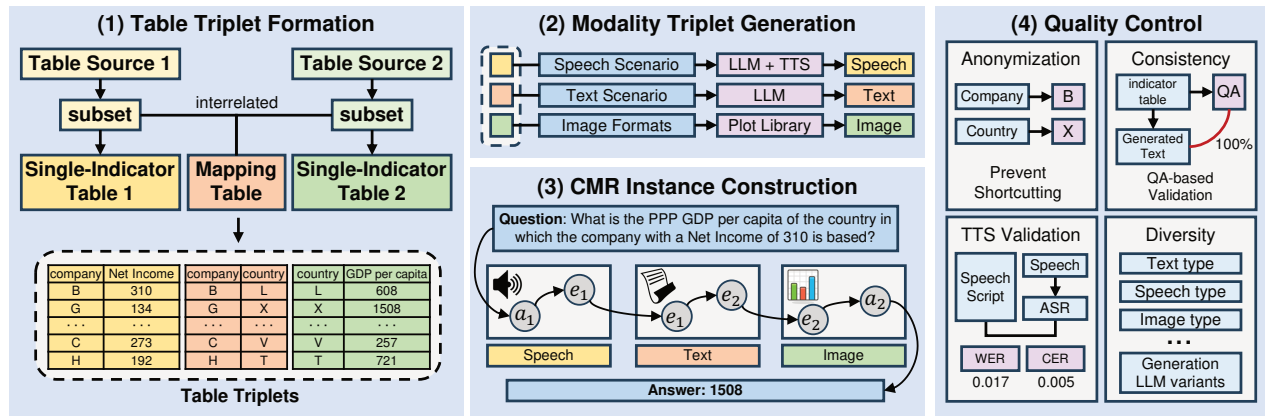


Figure 4: Overview of the **PBGen** framework for constructing the CMR-SPB benchmark. (1) **Table Triplet Formation** creates a structured relation by combining two indicator tables with one mapping table. (2) **Modality Triplet Generation** transforms each table triplet into text, image, and speech using LLMs, visualization tools, and TTS systems. (3) **CMR Instance Construction** generates all possible (in this case, six) cross-modal reasoning paths by permuting the modality order. (4) **Quality Control** ensures data reliability through anonymization, factual consistency verification, TTS validation, and diversity control.

(Cross-Modal Multi-Hop Reasoning over Text, Image, and Speech with Path Balance), which fulfills this objective.

To realize CMR-SPB, we present **PBGen** (Path-Balanced Generator), a dataset generation framework that offers explicit control over reasoning path construction, supports cross-domain generalization, and enables tri-modal settings covering text, image, and speech. It consists of four stages: (1) Table Triplet Formation, (2) Modality Triplet Generation, (3) CMR Instance Construction, and (4) Quality Control. Figure 4 depicts an overview of the complete process.

In this work, we apply PBGen to instantiate CMR-SPB in the financial domain, where cross-modal reasoning over textual reports, visual charts, and spoken announcements plays a critical role. Notably, PBGen is, by design, domain-agnostic and readily adaptable to other fields.

#### 4.1 Table Triplet Formation

As the first step of PBGen, we construct table triplets—sets of three related tables—subsequently transformed into three distinct modalities and serving as the basis for constructing CMR instances. The underlying intuition is that key information is often organized in tabular form but can also be rendered as charts (i.e., images) to emphasize trends or comparisons, as text to provide detailed explanations, or as speech to deliver public announcements. Each triplet comprises two indicator tables (e.g., net income by companies, nominal GDP by countries) and a mapping table that links them (e.g., the country in which each company is located). The data sources used for constructing these triplets are grounded in real-world statistics, specifically from Yahoo Finance and the World Bank; see Appendix A.1 for further details.

#### 4.2 Modality Triplet Generation

Table triplets are then converted into three modality representations: text, image, and speech. Since the source data from §4.1 is fundamentally tabular yet expressible in any of

the three modalities, each table triplet can be instantiated in six distinct modality orderings.

For CMR-SPB, we implement this stage as follows. With respect to the text modality, we define a set of representative financial scenarios (e.g., analyst reports, news articles, blog post), following established practices in financial text mining (Kumar and Ravi 2016; Pejić Bach et al. 2019; Gupta et al. 2020). For each scenario, we design task-specific prompts that describe the target style and context, and then use LLMs to generate natural language descriptions from the underlying tables. For the image modality, we produce diverse visualizations with plotting libraries, reflecting common financial data visualization practices (Ko et al. 2016; Uddin, Ullah, and Moniruzzaman 2024; Christensen et al. 2024). Regarding the speech modality, we adopt the taxonomy of financial speech scenarios (e.g., earnings calls, podcast, news) proposed by Cao et al. (2025). For each scenario, we craft prompts that reflect the intended speaking context—ranging from solo to conversation—and use LLMs to generate speech scripts based on the underlying tabular data. These scripts are then synthesized into speech using the Kokoro-82M TTS model (Hexgrad 2025). To ensure lexical diversity, we utilize three different LLMs—GPT-4o (OpenAI et al. 2024), Claude 4 Sonnet<sup>3</sup>, and Grok 3<sup>4</sup>—for both text generation and speech script creation. Detailed explanation on this part is provided in Appendix A.2.

#### 4.3 CMR Instance Construction

Each table triplet, composed of two indicator tables and one mapping table, defines structured relationships between attributes and entities. Based on this, we design a question template that requires reasoning from an initial attribute, through two entities, to identify the final attribute—i.e.,  $a_1 \rightarrow e_1 \rightarrow e_2 \rightarrow a_2$ . To promote linguistic diversity, we

<sup>3</sup><https://www.anthropic.com/news/claude-4>

<sup>4</sup><https://x.ai/news/grok-3>



Model	Method	Accuracy by Reasoning Path (%)						Avg. (Acc.)	Std. (Acc.)	PBS
		S-I-T	S-T-I	I-S-T	I-T-S	T-S-I	T-I-S			
Gemini 2.0 Flash	Direct Answer	<b>77.6</b>	37.2	62.2	<u>36.9</u>	53.4	69.1	56.1	16.7	3.2
	Zero-Shot CoT	96.0	85.2	81.0	<u>71.9</u>	87.2	<b>97.7</b>	86.5	9.6	8.2
	Structured CoT	97.5	91.0	88.5	<u>71.1</u>	94.2	<b>98.7</b>	90.2	10.1	8.1
Gemini 2.0 Flash-Lite	Direct Answer	22.4	20.1	<b>32.1</b>	<u>6.8</u>	33.8	25.1	23.4	9.7	2.2
	Zero-Shot CoT	<b>84.2</b>	68.6	53.1	<u>41.5</u>	62.4	81.4	65.2	16.4	3.7
	Structured CoT	<b>88.2</b>	67.1	57.4	<u>39.7</u>	61.2	78.6	65.4	17.0	3.6
Qwen2.5-Omni 7B	Direct Answer	15.1	13.6	<u>9.3</u>	9.5	11.5	<b>18.3</b>	12.9	3.5	2.9
	Zero-Shot CoT	49.0	24.4	27.1	27.9	<u>21.8</u>	<b>54.3</b>	34.1	13.9	2.3
	Structured CoT	47.0	24.9	28.3	27.4	<u>21.3</u>	<b>49.2</b>	33.0	12.0	2.5
Phi-4 Multimodal	Direct Answer	<b>19.1</b>	16.6	9.3	<u>8.0</u>	15.0	13.1	13.5	4.3	2.6
	Zero-Shot CoT	<b>38.7</b>	23.6	15.8	<u>15.6</u>	20.3	26.9	23.5	8.7	2.4
	Structured CoT	<b>66.1</b>	31.9	<u>29.3</u>	31.2	30.1	49.5	39.7	15.0	2.5
Gemma 3n E4B	Direct Answer	<b>32.2</b>	15.1	13.5	<u>8.5</u>	12.0	19.6	16.8	8.4	1.8
	Zero-Shot CoT	<b>35.9</b>	26.6	<u>12.0</u>	13.6	23.1	28.9	23.4	9.2	2.3
	Structured CoT	<b>52.8</b>	35.4	<u>19.9</u>	20.9	28.8	34.7	31.9	12.3	2.4
MiniCPM-o 2.6	Direct Answer	8.5	11.1	<u>7.5</u>	9.8	<b>12.3</b>	11.8	10.2	1.9	3.5
	Zero-Shot CoT	26.4	22.4	<u>14.8</u>	16.8	19.5	<b>28.4</b>	21.4	5.4	3.4
	Structured CoT	24.4	22.4	<u>11.3</u>	16.1	18.5	<b>27.6</b>	20.1	5.9	2.9

Table 2: **Accuracies, Standard Deviations, and Path Balance Scores (PBSs)** across six reasoning paths in **CMR-SPB**. **Direct Answer** immediately returns its answer; **Zero-Shot CoT** prompts step-by-step reasoning with minimal cues; and **Structured CoT** enforces a fixed multi-step format. **Avg.** denotes the macro-average accuracy, and **Std.** represents the standard deviation. **PBS** jointly captures accuracy and consistency. For each row, the highest accuracy is **bolded**, and the lowest is underlined.

paraphrase this template into 50 variants (see Figure 10 in Appendix). We exploit the fact that each table in the triplet can be mapped to a separate modality, generating a pool of CMR instances by assigning one modality to each table. Enumerating all possible modality permutations produces a balanced distribution across six reasoning paths. As a result, each CMR-SPB instance comprises a question, an answer, and a multimodal context spanning three modalities.

#### 4.4 Quality Control

Lastly, we apply a series of quality control methodologies to ensure dataset reliability and fair evaluation.

**Anonymization and Shortcut Prevention** According to recent work (Kim, Kim, and Kim 2025), prior CMR benchmarks such as MMQA often allow shortcut reasoning via parametric knowledge, bypassing the use of the provided context. To address this, we replace all company and country names with alphabetical code names (e.g., B, X), preventing reliance on parametric knowledge and compelling models to ground their answers in the provided context.

**Factual Consistency** We adopt QA-based factual consistency evaluation (Fabbri et al. 2021) to verify that the LLM-generated text and speech preserve the semantics of the original tabular information. For this purpose, we automatically generate QA pairs from the tables using template-based rules that query factual content. These QA pairs are applied to the LLM-generated text and speech scripts, with Gemini 2.0 Flash answering them with 100% accuracy, confirming the preservation of tabular facts.

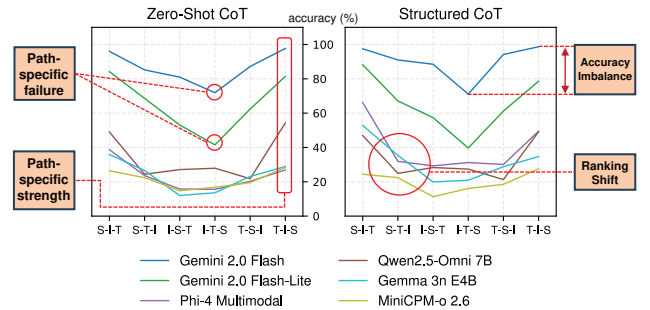


Figure 5: Visualization of core trends from Table 2, highlighting key findings: path-specific strengths and failures, accuracy gaps, and ranking changes by reasoning path.

**TTS Validation** We validate TTS outputs using Automatic Speech Recognition (ASR) and compute the Word Error Rate (WER) and Character Error Rate (CER) against the original scripts. For CMR-SPB, WER is 0.017 and CER is 0.005, indicating high-fidelity speech synthesis.

**Diversity Control** We employ diverse visualization types, color schemes, and fonts for images, and vary scenarios and voices for speech. Table 4 in Appendix summarizes all options. In total, we construct 2,390 high-quality instances, evenly split across six reasoning paths (nearly 400 each).

## 5 Experiments

### 5.1 Experimental Setup

We test a variety of multimodal models, including proprietary ones such as Gemini 2.0 Flash<sup>5</sup> and Flash-Lite<sup>6</sup>, as well as open-source models—Phi-4 Multimodal (Microsoft et al. 2025), Gemma 3n E4B (Team 2025), MiniCPM-o 2.6 (Yao et al. 2024), and Qwen2.5-Omni 7B (Xu et al. 2025).

Each model is evaluated based on three prompting methods: Direct Answer, Zero-Shot CoT, and Structured CoT. In Direct Answer, the model generates only the final answer in an end-to-end manner, focusing on implicit reasoning. In Zero-Shot CoT, we append a brief cue such as “Think step by step”, without imposing any fixed structure. In Structured CoT, a predefined step-by-step format guides the model through each reasoning stage, enabling standardized reasoning traces for systematic evaluation and analysis. The prompts for each method are illustrated in Figure 7.

Meanwhile, prior work has shown that altering input order can affect a model’s behavior (Chen et al. 2024; Tan et al. 2024). Moreover, models tend to prioritize earlier-presented information, potentially influencing the reasoning process (Liu et al. 2023b; Wallace et al. 2024). Our experiments also empirically show that the order of modalities in an input sequence can introduce bias, as detailed in Appendix C. Therefore, to mitigate biases from fixed modality orders (e.g., consistently presenting images before text), we randomize the arrangement of modality blocks within each input sequence.

Lastly, we report MLLMs’ accuracies for reasoning paths, along with their macro-average and standard deviation.

### 5.2 Path Balance Score (PBS)

Beyond accuracy, we propose the **Path Balance Score (PBS)**, a holistic metric that simultaneously evaluates a model’s competence and its performance invariance over different reasoning path types. For  $N$  modalities, there exist  $N!$  possible paths, with  $N=3$  yielding 6 in our case. Let  $A_i$  denote the accuracy for the  $i$ -th reasoning path, where  $i \in \{1, 2, \dots, N!\}$ . We compute the macro-average and standard deviation of accuracies over  $N!$  reasoning paths as:

$$\mu_{\text{path}} = \frac{1}{N!} \sum_{i=1}^{N!} A_i, \quad \sigma_{\text{path}} = \sqrt{\frac{1}{N!} \sum_{i=1}^{N!} (A_i - \mu_{\text{path}})^2}.$$

The Path Balance Score (PBS) is then defined as:

$$\text{PBS} = \mu_{\text{path}} / (1 + \sigma_{\text{path}}).$$

PBS is upper-bounded by the average accuracy, achieving it when the standard deviation is zero. A high PBS indicates that a model delivers strong average performance while maintaining consistent results for every reasoning route.

<sup>5</sup><https://cloud.google.com/vertex-ai/generative-ai/docs/models/gemini/2-0-flash>

<sup>6</sup><https://cloud.google.com/vertex-ai/generative-ai/docs/models/gemini/2-0-flash-lite>

### 5.3 Main Results

Table 2 presents the overall results for each model and prompting method across distinct reasoning routes in CMR-SPB. In addition, Figure 5 serves as a visual representation of these results, highlighting several key observations.

**Overall Trends** We find considerable variation in performance, both across models and reasoning paths. Proprietary models, such as Gemini 2.0 Flash, achieve substantially higher accuracy—reaching 90.2% with Structured CoT—while most open-source counterparts remain below 40%. Accuracy also fluctuates notably depending on the reasoning path, as illustrated by Phi-4 Multimodal, showing a 36.8% gap between its best (S-I-T, 66.1%) and worst (I-S-T, 29.3%) paths under Structured CoT.

**Difficulty by Reasoning Path** While performance differs by reasoning path, consistent trends emerge in the relative difficulty of certain cases. Particularly, instances where the image modality appears in the middle position (i.e., S-I-T, T-I-S) tend to achieve higher accuracies, suggesting that visual information is especially effective in connecting entities during CMR. In contrast, I-T-S repeatedly produces worse outcomes, even for the best model, Gemini 2.0 Flash.

**Prompting Effects** Direct Answer results in the lowest accuracy in all cases, indicating that implicit reasoning alone is insufficient for tackling complex CMR tasks. On the other hand, Zero-Shot CoT prompting offers notable performance gains, underscoring the importance of explicit intermediate reasoning steps. Structured CoT brings further improvements, particularly for models that can rigorously follow structured prompts. However, the accuracy gains often come at the expense of higher variance, indicating a trade-off between performance and consistency. Path Balance Score (PBS) captures both accuracy and consistency across reasoning paths, serving as a robust and fair evaluation metric.

**Ranking Variations by Path** The results show that model rankings may change notably with the reasoning path. For instance, while Gemma 3n E4B achieves higher accuracy than Qwen2.5-Omni 7B on S-T-I, the ranking is inverted on I-S-T. This implies that evaluation based on a single path is inadequate for comprehensively evaluating a model’s strengths and weaknesses in CMR, again underlining a fundamental limitation of existing benchmarks.

## 6 Analysis

### 6.1 Diagnosing Modality-Specific Capability

We examine whether MLLMs struggle with processing individual modalities or handling their combination. For this ablation study, we define two task configurations simpler than CMR: (1) modality-specific simple QA (e.g., text-based), and (2) QA with inputs from all three modalities, where only one contains information relevant to the question. In the experiments (see Tables 6 and Table 7 in the Appendix), we discover that models perform well in both settings, suggesting that CMR failures arise not from modality comprehension or input confusion, but from errors in integrating information across modalities.

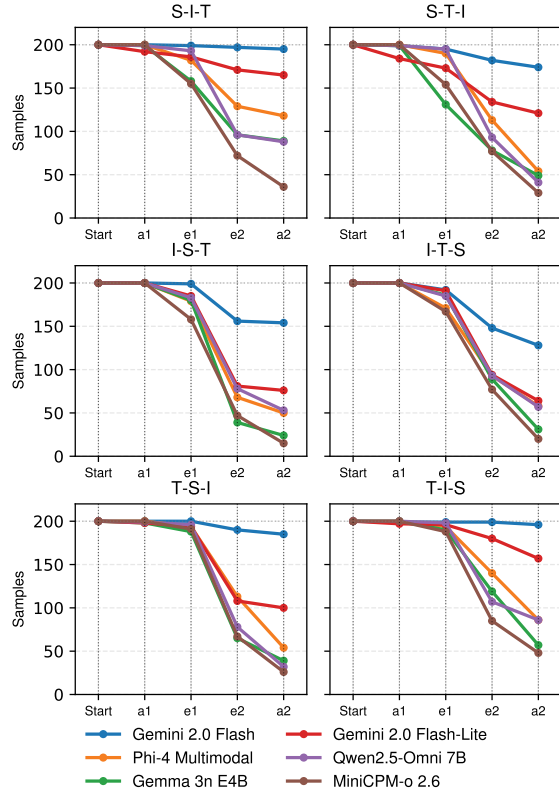


Figure 6: Step-by-step failure analysis for distinct reasoning paths. Each subplot reports the number of instances (out of 200) successfully completing each reasoning stage— $a_1$ ,  $e_1$ ,  $e_2$ , and  $a_2$ —with success depending on all prior steps being correct. This cumulative view highlights key bottlenecks in CMR, particularly during entity transitions from  $e_1$  to  $e_2$ .

## 6.2 Step-by-Step Failure Analysis

To precisely locate the stages at which reasoning failures arise, we conduct a step-by-step failure analysis. According to the formation described in §4.1, each CMR instance comprises two attributes and two intermediate entities that must be identified in sequence, i.e.,  $a_1 \rightarrow e_1 \rightarrow e_2 \rightarrow a_2$ . Based on the stepwise structure of the task, we categorize failures by the stage at which the model fails to identify the required attribute or entity during multi-hop reasoning.

We use Structured CoT prompting to guide the model through each reasoning step and build an LLM-based automatic evaluation pipeline with Gemini 2.5 Flash, using 200 samples per reasoning path. This approach enables fine-grained analysis without manual annotation, overcoming the limitation of the previous study (Kim, Kim, and Kim 2025). Figure 6 reports that most models successfully identify the first attribute ( $a_1$ ), indicating that this step is relatively trivial. However, the success rate drops sharply at the entity stages ( $e_1$  and  $e_2$ ), especially during the transition from  $e_1$  to  $e_2$ . This suggests that inferring and linking intermediate entities across modalities is the key challenge in CMR. The prompt used in this analysis is shown in Figure 9.

Model	Method	Avg. (Acc.)	Std. (Acc.)	PBS
Gemini 2.0 Flash	Direct Answer	56.1	16.7	3.2
	Zero-Shot CoT	86.5	9.6	8.2
	Structured CoT	90.2	10.1	8.1
	E + S-CoT	95.3	6.3	13.0
	E + C + S-CoT	96.2	5.0	16.1
	<b>ECV Prompting</b>	<b>96.6</b>	<b>3.8</b>	<b>20.3</b>
Qwen2.5-Omni 7B	Direct Answer	12.9	3.5	2.9
	Zero-Shot CoT	34.1	13.9	2.3
	Structured CoT	33.0	12.0	2.5
	E + S-CoT	35.3	11.0	2.9
	E + C + S-CoT	37.4	7.9	4.2
	<b>ECV Prompting</b>	<b>39.4</b>	<b>7.9</b>	<b>4.4</b>

Table 3: Comparison of average accuracy, standard deviation, and PBS between ECV prompting and the baselines, along with the results of the ablation study.

## 7 ECV Prompting: Extract, Connect, Verify

Guided by the valuable and novel findings from §5.3 and §6, we finally propose **ECV Prompting**, a structured prompting strategy designed to alleviate key failure points in CMR.

ECV prompting consists of four phases: Extract, Connect, Verify, and the final structured CoT phase described in §5.1. Specifically, the relatively high success rate in initial attribute extraction motivates the first phase, **Extract**, where the model is instructed to examine each modality independently and identify key entities or attributes. Next, the **Connect** phase is informed by the considerable number of errors made in identifying relations between two entities. This step requires the model to identify semantic relationships across modalities by explicitly connecting extracted elements. Subsequently, in the **Verify** phase, the model validates inferred cross-modal connections, ensuring that linking elements are present in their respective modalities and that the connections are logically sound. This component serves as a safeguard against error propagation before the final reasoning process, implemented in the form of Structured CoT.

We evaluate ECV prompting on proprietary and open-source models—Gemini 2.0 Flash and Qwen2.5-Omni 7B each. As in Table 3, ECV outperforms the baselines, achieving higher average accuracy across reasoning paths and reducing variance, thus obtaining better PBSs. To assess the contribution of each component, we conduct an ablation study by incrementally adding the Extract, Connect, and Verify stages.<sup>7</sup> The results show that each phase affords meaningful gains in both accuracy and consistency, with the full ECV pipeline delivering the best overall performance.

## 8 Conclusion

We present CMR-SPB, a novel benchmark for comprehensive evaluation of cross-modal multi-hop reasoning (CMR) in multimodal foundation models. The proposed dataset addresses deficiencies in previous benchmarks by extensively

<sup>7</sup>In Appendix, Table 8 reports the reasoning path-specific performance of ECV prompting and its ablation variants.

incorporating three modalities—image, text, and speech—and guaranteeing equal proportions of distinct reasoning paths across modalities. Experiments on CMR-SPB reveal new insights into how multimodal models perform CMR, including that models struggle most not with extracting information, but with combining it, especially when bridging two entities. Inspired by these findings, we propose ECV Prompting, an effective training-free method that boosts performance. As a future avenue, we plan to explore new pre- and post-training methods to fundamentally revise the working mechanisms of foundation models for CMR.

## References

- Alayrac, J.-B.; Donahue, J.; Luc, P.; Miech, A.; Barr, I.; Hasson, Y.; Lenc, K.; Mensch, A.; Millican, K.; Reynolds, M.; et al. 2022. Flamingo: a visual language model for few-shot learning. *Advances in neural information processing systems*, 35: 23716–23736.
- Baltrušaitis, T.; Ahuja, C.; and Morency, L.-P. 2019. Multimodal Machine Learning: A Survey and Taxonomy. *IEEE Transactions on Pattern Analysis and Machine Intelligence*, 41(2): 423–443.
- Cao, Y.; Li, H.; Yu, Y.; Javaji, S. R.; He, Y.; Huang, J.; Zhu, Z.; Xie, Q.; Liu, X.-y.; Subbalakshmi, K.; et al. 2025. Fin-Audio: A Benchmark for Audio Large Language Models in Financial Applications. *arXiv preprint arXiv:2503.20990*.
- Chang, Y.; Narang, M.; Suzuki, H.; Cao, G.; Gao, J.; and Bisk, Y. 2022. WebQA: Multihop and Multimodal QA. *arXiv:2109.00590*.
- Chen, X.; Chi, R. A.; Wang, X.; and Zhou, D. 2024. Premise order matters in reasoning with large language models. *arXiv preprint arXiv:2402.08939*.
- Christensen, T. E.; Fronk, K. E.; Lee, J. A.; and Nelson, K. K. 2024. Data visualization in 10-K filings. *Journal of Accounting and Economics*, 77(2-3): 101631.
- Fabbri, A. R.; Wu, C.-S.; Liu, W.; and Xiong, C. 2021. QAFactEval: Improved QA-based factual consistency evaluation for summarization. *arXiv preprint arXiv:2112.08542*.
- Ghosh, S.; Kumar, S.; Seth, A.; Evuru, C. K. R.; Tyagi, U.; Sakshi, S.; Nieto, O.; Duraiswami, R.; and Manocha, D. 2024. Gama: A large audio-language model with advanced audio understanding and complex reasoning abilities. *arXiv preprint arXiv:2406.11768*.
- Gupta, A.; Dengre, V.; Kheruwala, H. A.; and Shah, M. 2020. Comprehensive review of text-mining applications in finance. *Financial Innovation*, 6(1): 39.
- Hexgrad. 2025. Kokoro-82M (Revision d8b4fc7).
- Khoja, L.; Chipulu, M.; and Jayasekera, R. 2019. Analysis of financial distress cross countries: Using macroeconomic, industrial indicators and accounting data. *International Review of Financial Analysis*, 66: 101379.
- Kim, S.; Kim, C.; and Kim, T. 2025. FCMR: Robust Evaluation of Financial Cross-Modal Multi-Hop Reasoning. *arXiv:2412.12567*.
- Ko, S.; Cho, I.; Afzal, S.; Yau, C.; Chae, J.; Malik, A.; Beck, K.; Jang, Y.; Ribarsky, W.; and Ebert, D. S. 2016. A survey on visual analysis approaches for financial data. In *Computer Graphics Forum*, volume 35, 599–617. Wiley Online Library.
- Kong, Z.; Goel, A.; Badlani, R.; Ping, W.; Valle, R.; and Catanzaro, B. 2024. Audio flamingo: A novel audio language model with few-shot learning and dialogue abilities. *arXiv preprint arXiv:2402.01831*.
- Kumar, B. S.; and Ravi, V. 2016. A survey of the applications of text mining in financial domain. *Knowledge-Based Systems*, 114: 128–147.
- Li, F.; Zhang, R.; Zhang, H.; Zhang, Y.; Li, B.; Li, W.; Ma, Z.; and Li, C. 2024. LLaVA-NeXT-Interleave: Tackling Multi-image, Video, and 3D in Large Multimodal Models. *arXiv:2407.07895*.
- Li, Y.; Zhang, G.; Ma, Y.; Yuan, R.; Zhu, K.; Guo, H.; Liang, Y.; Liu, J.; Wang, Z.; Yang, J.; Wu, S.; Qu, X.; Shi, J.; Zhang, X.; Yang, Z.; Wang, X.; Zhang, Z.; Liu, Z.; Benetos, E.; Huang, W.; and Lin, C. 2025. OmniBench: Towards The Future of Universal Omni-Language Models. *arXiv:2409.15272*.
- Liang, P. P.; Lyu, Y.; Fan, X.; Wu, Z.; Cheng, Y.; Wu, J.; Chen, L.; Wu, P.; Lee, M. A.; Zhu, Y.; Salakhutdinov, R.; and Morency, L.-P. 2021. MultiBench: Multi-scale Benchmarks for Multimodal Representation Learning. *arXiv:2107.07502*.
- Liu, H.; Li, C.; Wu, Q.; and Lee, Y. J. 2023a. Visual Instruction Tuning. *arXiv:2304.08485*.
- Liu, N. F.; Lin, K.; Hewitt, J.; Paranjape, A.; Bevilacqua, M.; Petroni, F.; and Liang, P. 2023b. Lost in the middle: How language models use long contexts. *arXiv preprint arXiv:2307.03172*.
- Microsoft; ; Abouelenin, A.; Ashfaq, A.; Atkinson, A.; Awadalla, H.; Bach, N.; Bao, J.; et al. 2025. Phi-4-Mini Technical Report: Compact yet Powerful Multimodal Language Models via Mixture-of-LoRAs. *arXiv:2503.01743*.
- Nowicki, J.; Ratajczak, P.; and Szutowski, D. 2024. Impact of macroeconomic factors on financial liquidity of companies: a moderation analysis. *Sustainability*, 16(11): 4483.
- OpenAI; ; Hurst, A.; Lerer, A.; Goucher, A. P.; Perelman, A.; Ramesh, A.; Clark, A.; Ostrow, A.; Welihinda, A.; et al. 2024. GPT-4o System Card. *arXiv:2410.21276*.
- OpenAI. 2024. Hello GPT-4o.
- Pejić Bach, M.; Krstić, Ž.; Seljan, S.; and Turulja, L. 2019. Text mining for big data analysis in financial sector: A literature review. *Sustainability*, 11(5): 1277.
- Radford, A.; Kim, J. W.; Hallacy, C.; Ramesh, A.; Goh, G.; Agarwal, S.; Sastry, G.; Askell, A.; Mishkin, P.; Clark, J.; et al. 2021. Learning transferable visual models from natural language supervision. In *International conference on machine learning*, 8748–8763. PmLR.
- Reddy, R. G.; Rui, X.; Li, M.; Lin, X.; Wen, H.; Cho, J.; Huang, L.; Bansal, M.; Sil, A.; Chang, S.-F.; Schwing, A.; and Ji, H. 2022. MuMuQA: Multimedia Multi-Hop News Question Answering via Cross-Media Knowledge Extraction and Grounding. *arXiv:2112.10728*.



Salah, W. 2018. The impact of country-level and firm-level on financial performance: a multilevel approach.

Talmor, A.; Yoran, O.; Catav, A.; Lahav, D.; Wang, Y.; Asai, A.; Ilharco, G.; Hajishirzi, H.; and Berant, J. 2021. Multi-ModalQA: Complex Question Answering over Text, Tables and Images. *arXiv:2104.06039*.

Tan, Z.; Chu, X.; Li, W.; and Mo, T. 2024. Order matters: Exploring order sensitivity in multimodal large language models. *arXiv preprint arXiv:2410.16983*.

Team, G. 2025. Gemma 3n.

Team, G.; Anil, R.; Borgeaud, S.; Alayrac, J.-B.; Yu, J.; Soricut, R.; et al. 2025. Gemini: A Family of Highly Capable Multimodal Models. *arXiv:2312.11805*.

Uddin, M. M.; Ullah, R.; and Moniruzzaman, M. 2024. Data Visualization in Annual Reports–Impacting Investment Decisions. *International Journal for Multidisciplinary Research*, 6(5).

Wallace, E.; Xiao, K.; Leike, R.; Weng, L.; Heidecke, J.; and Beutel, A. 2024. The instruction hierarchy: Training llms to prioritize privileged instructions. *arXiv preprint arXiv:2404.13208*.

Xu, J.; Guo, Z.; He, J.; Hu, H.; He, T.; Bai, S.; Chen, K.; Wang, J.; Fan, Y.; Dang, K.; Zhang, B.; Wang, X.; Chu, Y.; and Lin, J. 2025. Qwen2.5-Omni Technical Report. *arXiv:2503.20215*.

Yang, P.; Wang, X.; Duan, X.; Chen, H.; Hou, R.; Jin, C.; and Zhu, W. 2022. Avqa: A dataset for audio-visual question answering on videos. In *Proceedings of the 30th ACM international conference on multimedia*, 3480–3491.

Yao, Y.; Yu, T.; Zhang, A.; Wang, C.; Cui, J.; Zhu, H.; Cai, T.; Li, H.; Zhao, W.; He, Z.; et al. 2024. MiniCPM-V: A GPT-4V Level MLLM on Your Phone. *arXiv preprint arXiv:2408.01800*.

You, C.; Chen, N.; Liu, F.; Ge, S.; Wu, X.; and Zou, Y. 2022. End-to-end spoken conversational question answering: Task, dataset and model. *arXiv preprint arXiv:2204.14272*.

Statistics	Number
Total samples	2,390
Reasoning path	6
S-I-T	398
S-T-I	398
I-S-T	399
I-T-S	398
T-S-I	399
T-I-S	398
Company	18
financial indicators	27
Country	18
economic indicators	13
Image type	8
Image color	20
Image font	20
Plot Library	2
Average Image Resolution	512 x 512
Speech type	8
Speech voice	17
Average Speech Duration	265 sec
Text type	6
Average Text Length	4061 characters
Question template	50
Generation LLM variants	3

Table 4: Key statistics of the CMR-SPB benchmark.

## A Details of CMR-SPB Dataset Construction

### A.1 Data Source

As our primary data sources, we use company-level financial indicators obtained via the Yahoo Finance<sup>8</sup> API and country-level economic indicators retrieved through the World Bank<sup>9</sup> API. This selection is motivated by prior research showing that a company’s financial performance is often contextualized by macroeconomic conditions in its corresponding country (Salah 2018; Khoja, Chipulu, and Jayasekera 2019; Nowicki, Ratajczak, and Sztutowski 2024), thereby capturing realistic real-world analysis scenarios. We collect 2024 annual financial tables for 18 multinational companies, each headquartered in a distinct country. The selected companies and their ticker symbols are: AAPL (United States), TCS.NS (India), 7203.T (Japan), HSBA.L (United Kingdom), ALV.DE (Germany), NOVN.SW (Switzerland), ENI.MI (Italy), ASML (Netherlands), SAN (Spain), BUD (Belgium), TTE (France), MT (Luxembourg), EQNR (Norway), CNR.TO (Canada), NOVO-B.CO (Denmark), NOKIA.HE (Finland), RYAAY (Ireland), and WALMEX.MX (Mexico). For each company, we collect 27 standardized financial indicators from Yahoo Finance based on their 2024 annual reports. These indicators span various aspects of corporate performance, including beginning cash position, cash and cash equivalents, common stock equity, end cash position, gross and net property,

<sup>8</sup><https://finance.yahoo.com/>

<sup>9</sup><https://data.worldbank.org/>

plant, and equipment, invested capital, market capitalization, multiple forms of net income, normalized income, operating revenue, number of ordinary shares, payables, pretax income, shares outstanding, stockholders’ equity, tax provision, total assets, capitalization, cash, debt, equity, liabilities, revenue, and tax payable. All financial values are standardized to use consistent units across companies to ensure comparability. To complement company-level data, we collect 13 economic indicators for the same 18 countries from the World Bank as of 2024. These include age dependency ratio, employment-to-population ratio, inflation (consumer prices), labor force participation rate, merchandise trade, nominal and PPP-based GDP and GNI per capita, old and young age dependency ratios, and rural and urban population ratios. All values are standardized to maintain consistent units across countries.

### A.2 Modality Triplet Generation

**Text Modality** We define six representative text scenarios frequently used in the financial domain, grounded in prior research on financial text mining (Kumar and Ravi 2016; Pejić Bach et al. 2019; Gupta et al. 2020). The selected scenarios include analyst report, news article, blog post, email newsletter, executive summary, and meeting minutes. For each scenario, we design a tailored situational prompt and use a large language model to convert structured table information into natural language text. To ensure balanced coverage, we generate an equal number of samples for each text scenario. Figure 17 and Figure 18 present the prompts used for each text scenario.

**Image Modality** We convert tabular data into image modality using widely adopted visualization libraries, Matplotlib and Seaborn. A total of eight chart types are generated: vertical bar, horizontal bar, line, scatter, stem, pie, donut, and table as image. The "table as image" type directly renders the tabular content as a pixel-based image, preserving its original structure without graphical abstraction. To enhance visual diversity, we randomly select one of 20 fonts for each image, uniformly sampled across all images. The fonts used are: Arial, Times, Tahoma, Georgia, Calibri, Cambria, Segoe UI This, Roboto-Regular, OpenSans-Bold, SourceSansPro-Regular, Lato-Regular, NotoSans-Regular, PTSans-Regular, Ubuntu-Regular, FiraSans-Regular, TitilliumWeb-Regular, EBGaramond-Regular, Avenir-Medium, GothamBlack, and WorkSans-Regular. In addition, chart elements are colored using a fixed palette of 20 distinct colors: #4E79A7, #A0CBE8, #F28E2B, #FFBE7D, #59A14F, #8CD17D, #B6992D, #F1CE63, #499894, #86BCB6, #E15759, #FF9D9A, #79706E, #BAB0AC, #D37295, #FABFD2, #B07AA1, #D4A6C8, #9D7660, #D7B5A6. These design choices allow us to construct a rich and diverse set of images.

**Speech Modality** Following prior work (Cao et al. 2025), we define four representative speech scenarios in the financial domain: earning conference call, podcast, news broadcast, and seminar. Each scenario is further divided into solo and conversational formats, resulting in a total of

eight distinct speech types. Similar to the text modality, we first use a large language model to convert structured table information into textual scripts tailored to each scenario. These scripts are then transformed into speech using the Kokoro-82M TTS model (Hexgrad 2025). To enhance acoustic diversity, we utilize 17 distinct voices—9 female and 8 male—provided by the KoKoro-82M model.<sup>10</sup> For conversational samples, two different voices are assigned to simulate multi-speaker interactions. The female voices include: af\_heart, af\_alloy, af\_aoede, af\_bella, af\_jessica, af\_kore, af\_nova, af\_river, and af\_sarah. The male voices include: am\_adam, am\_echo, am\_eric, am\_fenrir, am\_liam, am\_michael, am\_onyx, and am\_puck. This voice configuration ensures a high degree of variation in speech data. Figure 15 and Figure 16 present the prompts used for each speech scenario.

## B Preliminary Dataset Generation

To construct our controlled dataset, we first preprocess MMQA to align its format with that of MuMuQA, thereby simplifying the overall pipeline design. Specifically, we treat table input in MMQA instances as a text modality and extend context column of the instance to include textual representation of the given table.

Next, we select instances, from both MuMuQA and our preprocessed MMQA, that can be reformulated using our attribute-entity formulation. This step is necessary because certain instances of MMQA do not require cross-modal reasoning and thus cannot be reversed.

We then prompt Gemini 2.0 Flash to decompose each question into its constituent entity and attributes, followed by question generation step. Upon manual inspection of generated questions, we find some instances explicitly include the entity or the answer within the question text. We discard such cases, and use an LLM to further filter out questions that are generated with an incorrect reasoning order. The specific prompts used for the pipeline are provided in Figure 11, 12, and 13.

We pair up instances of two direction — I-T, and T-I—using the generated questions and its original counterparts. Based on these pairs, we construct two sub-datasets: Original, which consists of instances from original dataset, and Controlled, which includes both directional pairs. Examples of instance pairs are shown in Figure 14.

We observed a consistent decline in accuracy under the controlled dataset. We conclude that the result is attributed to two primary factors. First, the model generally performs better in I-T than T-I case. Second, our generated data has slightly increased difficulty.

## C Significance of Input Modality Order

To investigate the impact of input order on performance metrics, we conducted a systematic experiment on the CMR-SPB dataset. We generated all six possible input permutations and evaluated accuracy across 36 combinations of rea-

<sup>10</sup>Full voice list available at <https://huggingface.co/hexgrad/Kokoro-82M/blob/main/VOICES.md>

Path	Accuracy by the Input Order (%)					
	S-I-T	S-T-I	I-S-T	I-T-S	T-S-I	T-I-S
<b>S-I-T</b>	74.2	49.8	74.1	<b>80.7</b>	51.3	<u>47.5</u>
<b>S-T-I</b>	27.4	26.4	<u>24.6</u>	34.4	37.9	<b>38.9</b>
<b>I-S-T</b>	31.3	34.6	<b>39.8</b>	<u>12.8</u>	23.3	35.6
<b>I-T-S</b>	27.1	<u>17.8</u>	20.1	34.4	36.2	<b>37.2</b>
<b>T-S-I</b>	29.1	<b>30.3</b>	26.1	27.8	27.6	<u>25.1</u>
<b>T-I-S</b>	<u>43.0</u>	45.7	55.7	<b>56.8</b>	37.7	53.8

Table 5: Scores of Phi-4 Multimodal model on different reasoning paths and input orders. Highest values among six possible input permutation per path is highlighted in the table by bold text, while the lowest are in italic.

Model	S	I	T	Avg. (Acc.)
Gemini 2.0 Flash	99.7	100	100	99.9
Gemini 2.0 Flash-Lite	99.5	100	100	99.8
Phi-4 Multimodal	96.0	95.2	100	97.1
Qwen2.5-Omni 7B	100	96.2	99.8	98.7
Gemma 3n E4B	91.5	93.0	100	94.8
MiniCPM-o 2.6	93.0	91.5	99.8	94.8

Table 6: Accuracy for questions where only one modality is relevant and provided. Each instance includes a single input modality (text, image, or speech) containing sufficient information to answer the question.

soning paths and input orders, as presented in Table 5. Subsequently, we examined whether substantial variance exists across different input orders.

The results demonstrate significant performance variation across input orders, with differences substantial enough to alter the relative ranking between reasoning paths. These findings indicate that input order is a confounding variable that may obscure the true variance attributable to reasoning path differences. Therefore, we conclude that input order randomization is essential for ensuring unbiased comparative evaluation of reasoning path performance, and applied it to our main experiment.

## D Extraction vs Connection

In this section, we hypothesize that model failure is due to reasoning processes rather than limitations in the recognition of modes. To test this hypothesis, we conducted two experiments using single-hop problems that require information extraction from a single source. The results presented in Tables 6 and 7 demonstrate substantially higher accuracy compared to cross-modal reasoning (CMR) tasks, confirming that modality recognition constitutes the primary performance bottleneck.

## E Experiments Environment

All experiments were conducted on a machine equipped with two Intel Xeon Gold 6338 CPUs (2.00GHz), an

Model	S	I	T	Avg. (Acc.)
Gemini 2.0 Flash	93.2	98.5	99.0	96.9
Gemini 2.0 Flash-Lite	70.6	99.0	98.2	89.3
Phi-4 Multimodal	80.9	92.5	95.7	89.7
Qwen2.5-Omni 7B	95.7	76.9	91.0	87.9
Gemma 3n E4B	69.8	76.7	89.2	78.6
MiniCPM-o 2.6	87.4	66.7	92.7	82.3

Table 7: Accuracy for questions where all three modalities are provided as input, but only one contains the necessary information.

NVIDIA A100 80GB PCIe GPU. The system ran Ubuntu 22.04.4 LTS with CUDA compilation tools release 12.4. We used Python 3.10.18 and PyTorch 2.6.0+cu124 as the core software environment. Model evaluation relied on different versions of the HuggingFace Transformers library: version 4.48.2 for Phi-4 Multimodal, version 4.53.1 for Qwen2.5-Omni 7B and Gemma 3n E4B, and version 4.44.2 for MiniCPM-o 2.6.

**Inference Parameters** For all models, we set max new tokens to 128 for the Direct Answer method, and to 2048 for the Zero-Shot CoT, Structured CoT, and ECV Prompting methods. All other inference parameters followed each model’s default settings. For modality input order shuffling, the random seed was fixed to 42 for all experiments.

Model	Method	Accuracy by Reasoning Path (%)						Avg. (Acc.)	Std. (Acc.)	PBS
		S-I-T	S-T-I	I-S-T	I-T-S	T-S-I	T-I-S			
Gemini 2.0 Flash	S-CoT	97.5	91.0	88.5	71.1	94.2	98.7	90.2	10.1	8.1
	E + S-CoT	98.7	98.7	94.2	83.0	97.5	99.7	95.3	6.3	13.0
	E + C + S-CoT	99.2	97.2	95.0	86.7	99.5	99.5	96.2	5.0	16.1
	E + C + V + S-CoT	99.2	98.7	93.7	90.2	98.0	99.5	96.6	3.8	20.3
Qwen2.5-Omni 7B	S-CoT	47.0	24.9	28.3	27.4	21.3	49.2	33.0	12.0	2.5
	E + S-CoT	52.5	28.9	42.9	24.4	25.8	37.2	35.3	11.0	2.9
	E + C + S-CoT	45.7	29.6	44.9	30.9	30.3	43.0	37.4	7.9	4.2
	E + C + V + S-CoT	50.3	33.4	45.6	29.4	35.8	41.7	39.4	7.9	4.4

Table 8: Accuracy, standard deviation, and Path Balance Score (PBS) for each reasoning path under ECV prompting and its ablation variants. Each method incrementally incorporates the Extract (E), Connect (C), and Verify (V) phases before the final Structured CoT reasoning.



Instruction: Give a short and direct answer only. No full sentences, no extra words.

Instruction: Think step by step and provide the final answer at the end.

**CRITICAL INSTRUCTION:** You MUST follow this exact format. Do NOT skip any steps.

Your task is to answer the Question using a CLEAR and EXPLICIT step-by-step reasoning process.

**STEP-BY-STEP REASONING (REQUIRED):**

- At EACH step, you MUST write the ACTUAL VALUE you identified.
- DO NOT skip values. Always include the exact value.

Step 1: [Write your DETAILED first reasoning step here]

Step 2: [Write your DETAILED second reasoning step here]

Step 3: [Write your DETAILED third reasoning step here]

...

Step n: [Write your DETAILED final reasoning step here]

**FINAL ANSWER (REQUIRED):**

Final Answer: [single answer]

**IMPORTANT:**

- You MUST include ALL reasoning steps before providing the final answer
- Do NOT provide only the final answer
- Start your response with "Step 1:" and end with "Final Answer:"

Figure 7: Prompt formats used for each prompting method: Direct Answer, Zero-Shot CoT, and Structured CoT.

CRITICAL INSTRUCTION: You MUST follow this exact format. Do NOT skip any steps.

#### PHASE 1 - MODALITY-SPECIFIC INFORMATION EXTRACTION:

Carefully examine each input modality and extract the key information:

Text: [What key information can you identify from the text?]

Image: [What key information can you identify from the image?]

Speech: [What key information can you identify from the speech?]

#### PHASE 2 - CROSS-MODAL CONNECTION IDENTIFICATION:

Review the information extracted above and identify:

- Which pieces of information from different modalities are related?
- What connections can you find between Text ↔ Image ↔ Speech?
- List all potential connecting elements you discovered.

#### PHASE 3 - CONNECTION VERIFICATION:

Before proceeding with reasoning, verify your connections:

- Are the connections between modalities logically sound?
- Double-check: Do the linking elements actually appear in their respective modalities?
- Flag any connections that seem uncertain or ambiguous.

#### PHASE 4 - STEP-BY-STEP REASONING:

Now proceed with detailed reasoning using the verified connections:

- At EACH step, you MUST write the ACTUAL VALUE you identified.
- DO NOT skip values. Always include the exact value.

Step 1: [Write your DETAILED first reasoning step here]

Step 2: [Write your DETAILED second reasoning step here]

Step 3: [Write your DETAILED third reasoning step here]

...

Step n: [Write your DETAILED final reasoning step here]

#### FINAL ANSWER

Final Answer: [single answer]

Figure 8: Prompt format used for ECV Prompting, consisting of Extract, Connect, Verify, and Structured CoT phases.

Question: {question}

Answer: {answer}

You are tasked with analyzing another model's response and diagnosing the cause of failure.

For the given Question and Answer, another model's response was as follows:

[other\_model\_response START]

{model response}

[other\_model\_response END]

This problem is structured as follows:

1. Attribute I (a\_I): A value that exists exclusively in the Image and is included in the question
2. Entity I-S (e\_I\_S): An entity that exists in both Image and Speech, connecting these modalities
3. Entity S-T (e\_S\_T): An entity that exists in both Speech and Text, connecting these modalities
4. Attribute T (a\_T): A value that exists exclusively in the Text and corresponds to the Answer""

Actual Values:

Attribute I (a\_I): {a1}

Entity I-S (e\_I\_S): {e2\_prefix} {e1}

Entity S-T (e\_S\_T): {e3\_prefix} {e2}

Attribute T (a\_T): {a2}

You need to analyze the other model's response and identify the cause of failure according to the following rules:

Case 1: Failed to recognize a\_I

Case 2: Successfully recognized a\_I, but failed to recognize e\_I\_S

Case 3: Successfully recognized a\_I and e\_I\_S, but failed to recognize e\_S\_T

Case 4: Successfully recognized a\_I, e\_I\_S, and e\_S\_T, but failed to recognize a\_T

Case 5: Successfully recognized all entities (a\_I, e\_I\_S, e\_S\_T, a\_T)

Note: Numerical units do not matter, and the presence of commas in numbers is also ignored. Only the actual value needs to be the same.

Example 1:

If the correct answer is 18592 and the model outputs 18,592, it is considered correct.

Example 2:

If the correct answer is 26 and the model outputs 26 million, it is also considered correct.

Response Format:

Explain: [Explanation of the failure case]

Final case: [case number]

Figure 9: Prompt format used for step-by-step failure analysis. This example corresponds to the I-S-T reasoning path. The prompt is adapted for each reasoning path by modifying the modality-specific labels (e.g., (I), (S), (T)) according to the path configuration.

"What is the <a2> of the company that is based in the country with a <a1> value of <a1\_value>?",  
 "Provide the <a2> of the firm headquartered in the country whose <a1> value is <a1\_value>.",  
 "What is the <a2> of the company located in the country whose <a1> value is <a1\_value>?",  
 "Could you specify the <a2> of the company based in the country whose <a1> value is <a1\_value>?",  
 "Please specify the <a2> for the company operating in the country that has a <a1> of <a1\_value>?",  
 "What is the <a2> recorded by the company operating in the nation where the <a1> stands at <a1\_value>?",  
 "Find the <a2> of the company headquartered in the country with a <a1> of <a1\_value>.",  
 "What is the <a2> for the company situated in the country where the <a1> equals <a1\_value>?",  
 "Could you provide the <a2> for the company situated in the country where the <a1> equals <a1\_value>?",  
 "What is the <a2> of the company operating in the country that has a <a1> of <a1\_value>?",  
 "Please determine the <a2> of the company located in the country whose <a1> is <a1\_value>.",  
 "What is the <a2> for the corporation that is anchored in the country with a <a1> value of <a1\_value>?",  
 "Please find the <a2> of the company operating in the country that has a <a1> of <a1\_value>.",  
 "What is the <a2> for the company based in the country that shows a <a1> of <a1\_value>?",  
 "Identify the <a2> of the firm established in the country that registers a <a1> of <a1\_value>.",  
 "What is the <a2> for the enterprise that originates from the country having a <a1> measure of <a1\_value>?",  
 "What is the <a2> of the corporation headquartered in the country that has a <a1> of <a1\_value>?",  
 "Determine the <a2> for the company based in the country that shows a <a1> of <a1\_value>.",  
 "What is the <a2> of the company positioned in the country with <a1> amounting to <a1\_value>?",  
 "Find the <a2> for the corporation that is anchored in the country with a <a1> value of <a1\_value>.",  
 "What is the <a2> of the firm established in the country that registers a <a1> of <a1\_value>?",  
 "What is the <a2> of the organization rooted in the nation that exhibits a <a1> of <a1\_value>?",  
 "Can you tell me the <a2> of the company located in the country whose <a1> value is <a1\_value>?",  
 "Please identify the <a2> for the company that has its headquarters in the country where <a1> reaches <a1\_value>.",  
 "What is the <a2> attributed to the firm residing in the nation whose <a1> measures <a1\_value>?",

"What is the <a2> of the country in which the company with a <a1> value of <a1\_value> is based?",  
 "What is the <a2> of the country that the company with a <a1> of <a1\_value> belongs to?",  
 "What is the <a2> of the country that the firm with a <a1> equal to <a1\_value> belongs to?",  
 "What is the <a2> of the nation where the company with a <a1> of <a1\_value> is headquartered?",  
 "Please identify the <a2> for the country that hosts the company whose <a1> equals <a1\_value>.",  
 "Can you specify the <a2> for the nation where the company recording a <a1> of <a1\_value> operates?",  
 "Determine the <a2> for the country where the enterprise with a <a1> measuring <a1\_value> is located.",  
 "What is the <a2> of the nation that is home to the company with a <a1> of <a1\_value>?",  
 "What is the <a2> of the country where the organization with a <a1> of <a1\_value> has its headquarters?",  
 "What is the <a2> of the country that serves as the base for the company with a <a1> of <a1\_value>?",  
 "What is the <a2> possessed by the country in which the company exhibiting a <a1> of <a1\_value> is situated?",  
 "Identify the <a2> for the country where the company with a <a1> of <a1\_value> is located.",  
 "Find the <a2> of the country that houses the company with a <a1> equal to <a1\_value>.",  
 "Please provide the <a2> of the country that is home to the company with a <a1> of <a1\_value>.",  
 "Can you tell me the <a2> for the country where the company having a <a1> of <a1\_value> is established?",  
 "What is the <a2> for the nation that contains the company with a <a1> totaling <a1\_value>?",  
 "Can you identify the <a2> for the country where the organization with <a1> of <a1\_value> is situated?",  
 "Provide the <a2> for the country in which the company with <a1> totaling <a1\_value> is established.",  
 "Identify the <a2> for the country that contains the company whose <a1> equals <a1\_value>.",  
 "State the <a2> of the country that is home to the company whose <a1> equals <a1\_value>.",  
 "Determine the <a2> corresponding to the country where the company with a <a1> value of <a1\_value> is based.",  
 "Identify the <a2> of the nation where the company holding a <a1> of <a1\_value> is based.",  
 "What is the <a2> of the nation that the firm with a <a1> equal to <a1\_value> belongs to?",  
 "Please determine the <a2> for the nation in which the business with a <a1> of <a1\_value> is based.",  
 "Can you provide the <a2> of the country where the firm with a <a1> measuring <a1\_value> has its base?",

Figure 10: A set of 50 paraphrased question templates used for CMR instance construction.

Question: {question}  
Context: {context}  
Entities: {entities}  
Answers: {answers}  
Question Type: {question\_type}

**\*\*Mathematical Formulation\*\***

Attribute a\_I: Value of some attribute of an entity exclusive to image

Attribute a\_T: Value of some attribute of an entity exclusive to text

Relation: Relation connecting Attribute and Entity or two Entities

The question given is formulated as Image-to-Text (I-T) type or Text-to-Image (T-I) type.

I-T question gives value of attribute a\_I in the question and asks for a value of attribute a\_T for the answer.

T-I question gives value of attribute a\_T in the question and asks for a value of attribute a\_I for the answer.

Your task is to identify the a\_I and a\_T from the given entity and question from given context.

Your final answer should be in the form of json containing two items, a\_I and a\_T.

Figure 11: Entity extraction prompt



Question: {question}  
Context: {context}  
Entities: {entities}  
Answers: {answers}  
Question Type: {question\_type}  
a\_I: {a\_I}  
a\_T: {a\_T}

You are given a QA pair involving multimodal reasoning with attributes from two different modalities: image (a\_I) and text (a\_T).

A relation connects these attributes or the attribute and an entity.

The question given is formulated as I-T type: a\_I -> entity -> a\_T.

For instance, if question is "What did the government of the person in the image with the grey tie do?",

With a\_I = color\_of\_tie, e = person, and a\_T (answer) = conduct\_investigation

Your task is to reverse the original question, generating a new question (T-I) that:

- Asks for the value of the attribute that was originally given in the question.
- Uses the original answer as a part of the generated question. (e.g. position in the image, color)

Think step by step and give your final answer in the form of json containing 2 items: reversed\_question, answer\_reversed\_question

Figure 12: Question generation prompt

Question: {question}  
Question Type: {question\_type}  
reversed\_question: {reversed\_question}

Attribute a\_I: Value of some attribute of an entity exclusive to image  
Attribute a\_T: Value of some attribute of an entity exclusive to text

Question Types:  
I-T type: a\_I -> entity -> a\_T.  
T-I type: a\_T -> entity -> a\_I.

Given two multimodal questions, you need to determine whether given  
Question is type of {question\_type}, AND reversed\_question is type of  
{reverse\_type}.  
After thinking step-by-step, give your final answer as Yes or No.

Figure 13: Reasoning order validation prompt

### **MMQA Pair**

**Original Question:** Regarding the gymnast who had a final all around score at the 2014 Russian Cup of 53.567, what color is the part of the mat she is standing on?

**Answer:** White

**Reversed Question:** What was the final all around score at the 2014 Russian Cup for the gymnast who is standing on the white mat?

**Answer:** 53.567

### **MuMuQA Pair**

**Original Question:** What is the person in the blue suit in the image charged for?

**Answer:** espionage

**Reversed Question:** What color suit is the person in the image who was charged for espionage wearing?

**Answer:** blue

Figure 14: Example instance pair for MuMuQA and MMQA

<p>""</p> <p>You are a CEO presenting your organization's annual results.</p> <p>""</p> <p>"Using the provided data, write a formal earnings conference call speech.\n"</p> <p>"Use clear, concise language and highlight the key figures.\n"</p> <p>"Make sure to include all information from the data, regardless of whether it pertains to companies, countries, financials, or other metrics.\n"</p> <p>"Do not use markdown emphasis such as **. \n"</p> <p>"Do not use parentheses.\n"</p> <p>"Ensure that every single value from the data is explicitly mentioned.\n"</p> <p>"Enclose the script between [Speech Start] and [Speech End].\n\n"</p> <p>"Data: &lt;data&gt;\n"</p>	<p>""</p> <p>You are a financial analyst hosting a solo podcast episode.</p> <p>""</p> <p>"Using the given data, deliver an engaging and informative monologue that explains trends, highlights key values, and provides brief insights.\n"</p> <p>"Maintain a natural yet professional tone.\n"</p> <p>"Be sure to include every detail from the provided data, regardless of its topic (e.g., organizational, national, economic, or financial).\n"</p> <p>"Do not use markdown emphasis such as **. \n"</p> <p>"Do not use parentheses.\n"</p> <p>"Ensure that every single value from the data is explicitly mentioned.\n"</p> <p>"Mark the speech with [Speech Start] and [Speech End].\n\n"</p> <p>"Data: &lt;data&gt;\n"</p>
<p>""</p> <p>You are a news anchor delivering a report based on the given dataset.</p> <p>""</p> <p>"Write a formal news segment script that clearly communicates the data trends and key figures.\n"</p> <p>"Keep an objective and informative tone.\n"</p> <p>"All information provided in the data must be covered, regardless of subject type.\n"</p> <p>"Do not use markdown emphasis such as **. \n"</p> <p>"Do not use parentheses.\n"</p> <p>"Ensure that every single value from the data is explicitly mentioned.\n"</p> <p>"Wrap the report within [Speech Start] and [Speech End].\n\n"</p> <p>"Data: &lt;data&gt;\n"</p>	<p>""</p> <p>You are a professor delivering a seminar lecture interpreting the given data.</p> <p>""</p> <p>"Construct an educational and analytical monologue that identifies trends, comparisons, and key takeaways.\n"</p> <p>"Use a formal, academic tone.\n"</p> <p>"Make sure all data points are clearly discussed, whether they involve entities such as countries or companies.\n"</p> <p>"Do not use markdown emphasis such as **. \n"</p> <p>"Do not use parentheses.\n"</p> <p>"Ensure that every single value from the data is explicitly mentioned.\n"</p> <p>"Enclose the lecture in [Speech Start] and [Speech End].\n\n"</p> <p>"Data: &lt;data&gt;\n"</p>

Figure 15: Scenarios of solo utterances used for generating the speech modality, including earnings calls, podcasts, news, and seminars.

<p>""</p> <p>You are a CEO and an analyst in a formal earnings conference call.</p> <p>""</p> <p>"The CEO begins by summarizing the key performance highlights.\n"</p> <p>"Then the analyst asks two in-depth questions based on the data.\n"</p> <p>"Write a realistic back-and-forth conversation.\n"</p> <p>"All information in the data must be addressed throughout the conversation, whether it involves companies, countries, or other metrics.\n"</p> <p>"Do not use markdown emphasis such as **. \n"</p> <p>"Do not use parentheses.\n"</p> <p>"Ensure that every single value from the data is explicitly mentioned.\n"</p> <p>"Use [Person 1 Start]/[Person 1 End] and [Person 2 Start]/[Person 2 End] tags.\n\n"</p> <p>"Data: &lt;data&gt;\n"</p>	<p>""</p> <p>You are a podcast host (Person 1) and a financial analyst (Person 2) discussing data insights.</p> <p>""</p> <p>"The host introduces the topic and asks insightful questions.\n"</p> <p>"The analyst provides detailed commentary and interpretation based on the data.\n"</p> <p>"Ensure that all points from the data are addressed in the discussion, whether they relate to companies, countries, or other entities.\n"</p> <p>"Do not use markdown emphasis such as **. \n"</p> <p>"Do not use parentheses.\n"</p> <p>"Ensure that every single value from the data is explicitly mentioned.\n"</p> <p>"Use [Person 1 Start]/[Person 1 End] and [Person 2 Start]/[Person 2 End] tags.\n\n"</p> <p>"Data: &lt;data&gt;\n"</p>
<p>""</p> <p>You are a news anchor (Person 1) interviewing a financial analyst (Person 2) about recent data insights.</p> <p>""</p> <p>"The anchor summarizes key data and poses analytical questions.\n"</p> <p>"The analyst interprets and explains the data in depth.\n"</p> <p>"Ensure that all the data is thoroughly covered in the conversation, regardless of the topic.\n"</p> <p>"Do not use markdown emphasis such as **. \n"</p> <p>"Do not use parentheses.\n"</p> <p>"Ensure that every single value from the data is explicitly mentioned.\n"</p> <p>"Use [Person 1 Start]/[Person 1 End] and [Person 2 Start]/[Person 2 End] tags.\n\n"</p> <p>"Data: &lt;data&gt;\n"</p>	<p>""</p> <p>You are a professor (Person 1) conducting a seminar on data interpretation.</p> <p>""</p> <p>"A student (Person 2) asks questions based on the data.\n"</p> <p>"The professor explains concepts, trends, and insights using the provided data.\n"</p> <p>"Ensure that every detail in the data is addressed through the conversation, whether about organizations, nations, or other entities.\n"</p> <p>"Do not use markdown emphasis such as **. \n"</p> <p>"Do not use parentheses.\n"</p> <p>"Ensure that every single value from the data is explicitly mentioned.\n"</p> <p>"Use [Person 1 Start]/[Person 1 End] and [Person 2 Start]/[Person 2 End] tags.\n\n"</p> <p>"Data: &lt;data&gt;\n"</p>

Figure 16: Conversation-based scenarios used to generate the speech modality, including earnings calls, podcasts, news, and seminars.



<p>""</p> <p>You are a financial analyst writing a professional analyst report based on the provided data.\n""</p> <p>"Write a clear, structured, and insight-driven report that includes the following:\n"</p> <ul style="list-style-type: none"> <li>"- Executive summary of the key findings\n"</li> <li>"- Detailed analysis of all relevant figures\n"</li> <li>"- Interpretation of trends and possible implications\n\n"</li> </ul> <p>"Use a formal and objective tone suitable for investors and stakeholders.\n"</p> <p>"Ensure that every single value from the data is explicitly mentioned.\n"</p> <p>"Make sure to cover all information from the given data, whether it relates to companies, countries, financial metrics, or other quantitative or categorical indicators.\n"</p> <p>"Present the content in paragraph format with optional section headers.\n\n"</p> <p>"Data: &lt;data&gt;\n"</p>
<p>""</p> <p>You are a journalist writing a news article based on the provided data.\n""</p> <p>"Write an informative, concise, and neutral report that would appear in a financial or economic news section.\n"</p> <p>"The article should:\n"</p> <ul style="list-style-type: none"> <li>"- Lead with a headline that reflects the core message\n"</li> <li>"- Summarize key highlights in the opening paragraph\n"</li> <li>"- Follow with detailed paragraphs that explain each data point or trend\n"</li> <li>"- Include all information from the data, regardless of type (companies, countries, financials, etc.)\n\n"</li> </ul> <p>"Ensure that every single value from the data is explicitly mentioned.\n"</p> <p>"Maintain an objective tone throughout the piece.\n"</p> <p>"Use paragraph-based prose, not a script or dialogue.\n\n"</p> <p>"Data: &lt;data&gt;\n"</p>
<p>""</p> <p>You are a financial blogger writing a post based on the given data.\n""</p> <p>"Craft a well-written, engaging, and informative blog post that presents the data in an accessible way for a general audience.\n"</p> <p>"Your post should:\n"</p> <ul style="list-style-type: none"> <li>"- Start with a hook or interesting observation\n"</li> <li>"- Explain the key data insights clearly\n"</li> <li>"- Reflect on the broader meaning or context behind the numbers\n"</li> <li>"- Cover all data points provided, whether related to companies, countries, or other metrics\n\n"</li> </ul> <p>"Ensure that every single value from the data is explicitly mentioned.\n"</p> <p>"Use a casual yet informative tone, and write in paragraph form.\n"</p> <p>"You may include subheadings if necessary.\n\n"</p> <p>"Data: &lt;data&gt;\n"</p>

Figure 17: Textual scenarios used to generate the text modality, including analyst reports, news articles, and blog posts.

""

You are an editor writing a email newsletter based on the provided data.\n""

"Compose a concise, engaging newsletter that busy professionals can read quickly.\n"

"The newsletter must include:\n"

- "- A compelling subject line that captures the core message\n"
- "- A brief introduction that sets context\n"
- "- A clearly structured body with short paragraphs or bullet points explaining each figure\n"
- "- A closing takeaway or call-to-action highlighting why the data matters now\n\n"

"Use a professional yet approachable tone suitable for inbox reading.\n"

"Explicitly mention every single value from the data.\n"

"Cover all information in the dataset, whether it concerns companies, countries, financial metrics, or other quantitative or categorical indicators.\n"

"Avoid dialogue or script format; write in prose.\n\n"

"Data: <data>\n"

""You are a senior analyst preparing an executive summary for leadership review based on the provided data.\n""

"Write a concise, action-oriented summary that busy executives can quickly digest and act upon.\n"

"The summary must include:\n"

- "- KEY FINDINGS: 2-3 sentences highlighting the most critical insights\n"
- "- KEY METRICS: All numerical data presented clearly with context\n"
- "- STRATEGIC IMPLICATIONS: What these numbers mean for business decisions\n"
- "- RECOMMENDED ACTIONS: Specific next steps or decisions required\n"
- "- RISK FACTORS: Any concerns or red flags that need attention\n\n"

"Use a professional, direct tone suitable for C-suite consumption.\n"

"Explicitly mention every single value from the data with clear business context.\n"

"Cover all information comprehensively, whether related to companies, markets, financials, or operational metrics.\n"

"Structure content with clear section headers and concise paragraphs.\n"

"Focus on actionability - what leadership needs to know and do.\n\n"

"Data: <data>\n"

""You are a meeting secretary documenting the minutes of a data review meeting based on the provided data.\n""

"Write comprehensive meeting minutes that capture the discussion and decisions made regarding the data.\n"

"The minutes should include:\n"

- "- Meeting header (date, time, attendees, purpose)\n"
- "- Key discussion points covering each data element\n"
- "- Decisions made or conclusions reached\n"
- "- Action items with responsible parties and deadlines\n"
- "- Next steps or follow-up meetings scheduled\n\n"

"Use a formal, objective tone typical of official meeting documentation.\n"

"Ensure that every single value from the data is discussed as part of the meeting dialogue.\n"

"Present the data as if it was reviewed, analyzed, and debated by meeting participants.\n"

"Cover all information comprehensively, treating each data point as a topic of discussion.\n"

"Structure the content with clear section headers and organized format.\n"

"Make the meeting feel realistic with natural discussion flow around the data insights.\n\n"

"Data: <data>\n"

Figure 18: Textual scenarios used to generate the text modality, including email newsletter, executive summary, and meeting minutes.