

Mining Mental Health Signals: A Comparative Study of Four Machine Learning Methods for Depression Detection from Social Media Posts in Sorani Kurdish

Idrees Mohammed and Hossein Hassani

University of Kurdistan Hewlêr

Kurdistan Region - Iraq

{idrees.mohammed, hosseinh}@ukh.edu.krd

Abstract

Depression is a common mental health condition that can lead to hopelessness, loss of interest, self-harm, and even suicide. Early detection is challenging due to individuals not self-reporting or seeking timely clinical help. With the rise of social media, users increasingly express emotions online, offering new opportunities for detection through text analysis. While prior research has focused on languages such as English, no studies exist for Sorani Kurdish. This work presents a machine learning and Natural Language Processing (NLP) approach to detect depression in Sorani tweets. A set of depression-related keywords was developed with expert input to collect 960 public tweets from X (Twitter platform)¹. The dataset was annotated into three classes: Shows depression, Not-show depression, and Suspicious by academics and final year medical students at the University of Kurdistan Hewlêr. Four supervised models, including Support Vector Machines, Multinomial Naive Bayes, Logistic Regression, and Random Forest, were trained and evaluated, with Random Forest achieving the highest performance accuracy and F1-score of 80%. This study establishes a baseline for automated depression detection in Kurdish language contexts.

1 Introduction

Depression is a mental health condition that affects the daily life of individuals globally, and it causes individuals to lose interest in things that used to be interesting to them, feel low, have difficulty in making decisions, self-harm, attempt suicide (Roshanaei-Moghaddam et al., 2009), academic performance (Autumn Asher BlackDeer et al., 2023), and academic dropout (Sinval et al., 2025). Early detection is critical to improving quality of life and preventing severe outcomes, yet conventional approaches often rely on self-reporting or clinical assessments, which delay intervention. With the growth of social media, user-generated text offers an alternative channel for identifying depressive symptoms through computational analysis (Tejaswini et al., 2025; Tejaswini et al., 2024).

While machine learning (ML) and natural language processing (NLP) have been applied to depression detection in languages such as English (Joshi and Kanoongo, 2022; Lorenzoni et al., 2025), Sorani Kurdish (Central Kurdish) remains underexplored in this area. Sorani is spoken by several million people in Iraq and neighboring Kurdish-speaking regions, but suffers from limited NLP resources, the scarcity of annotated datasets, and challenges such as mixed Persian-Arabic and Latin scripts (Abdulla and Hama, 2015).

This research addresses these gaps by creating a Sorani depression dataset from social media posts and developing supervised ML models, including Support Vector Machines

¹We use X and Twitter interchangeably to refer to the same platform throughout this paper.

(SVM), Logistic Regression (LR), Multinomial Naive Bayes (NB), and Random Forest (RF), for automated depression detection. The main objectives are:

1. Build and annotate a dataset of Sorani posts indicating depressive symptoms.
2. Train and evaluate multiple ML models for classification.
3. Assess model performance to establish a baseline for future research.

The scope of this study is limited to social media text in Sorani, focusing on linguistic patterns that may indicate depression. Constraints include data scarcity, limited language tools, and ethical considerations in handling user-generated content.

The rest of this paper is organized as follows. Section 2 provides the related work, Section 3 describes the research method, Section 4 presents the results, and Section 5 concludes the research and provides future expansion areas.

2 Related Work

Most early work on depression detection has been conducted for texts in English. For example, De Choudhury et al. (2013) used 2.1M tweets with an SVM classifier, achieving 70% accuracy, while Nadeem et al. (2016) trained Naive Bayes, SVM, Logistic Regression, and other models on 2.5M tweets, with unigram Naive Bayes reaching 86% accuracy. Similarly, Aldarwish and Ahmad (2017) applied Random Forest to LiveJournal posts, achieving 90% accuracy. Deep learning approaches have also emerged, for instance, Amanat et al. (2022) combined Long Short-Term Memory (LSTM) and Recurrent Neural Network (RNN) to achieve 99% accuracy on an English Twitter dataset. Extending beyond depression, Kadkhoda et al. (2022) explored bipolar disorder detection using Twitter data, leveraging machine learning and NLP techniques to analyze user content and identify patterns. They employed various classifiers, including SVM, RF, NB, LR, Decision Tree (DT), K-Nearest Neighbor (KNN), and Stochastic Gradient Descent (SGD), with RF and NB both achieving 86% accuracy. Their study also highlighted the potential of social media for mental health monitoring, while noting risks related to misuse, bias, and fairness in online data-driven assessments.

Research in other languages shows similar trends. Persian language studies have used Convolutional Neural Network (CNN), LSTM, and transformer models, with XLM-Roberta-large achieving an F1 score of 75.39% (Mirzaee et al., 2025). Arabic studies report accuracies between 82%–88% using models such as Random Forest, KNN, and Attention Bi-LSTM (Alaskar and Ykhlef, 2021; Almars, 2022; Musleh et al., 2022). Roman Urdu-English bilingual datasets have also been explored, with SVM achieving 84% accuracy (Rehmani et al., 2024). Overall, traditional ML methods such as SVM, NB, and RF remain competitive for small to medium datasets, while deep learning and transformer-based models dominate in larger, more balanced datasets.

Kurdish remains a low-resource language in NLP, with no prior work on depression detection from text. Related efforts include sentiment analysis datasets for Sorani and Kurmanji dialects, such as works by Sami and Hassani (2023), Mahmud et al. (2023), and Badawi et al. (2025), achieving accuracies between 78%–89% using SVM, Naive Bayes, and XLM-R. These works highlight challenges such as limited resources, dialectal variation, and mixed scripts, which complicate preprocessing and model training.

Across languages, X (formerly known as Twitter) is the most common data source for depression related research. Dataset sizes vary widely from a few thousand posts in low-resource languages to millions in English affecting model choice and performance. Clas-

sical ML approaches perform well with smaller datasets, while deep learning and transformer based architectures yield superior results when sufficient data and computational resources are available. The absence of Sorani depression detection studies underscores the novelty and significance of the present work.

3 Methodology

This study applies machine learning (ML) and natural language processing (NLP) to detect depression from Sorani social media posts. The methodology consists of data collection, annotation, preprocessing, feature extraction, model training, and evaluation

Figure 1 present the flow of the methodology.

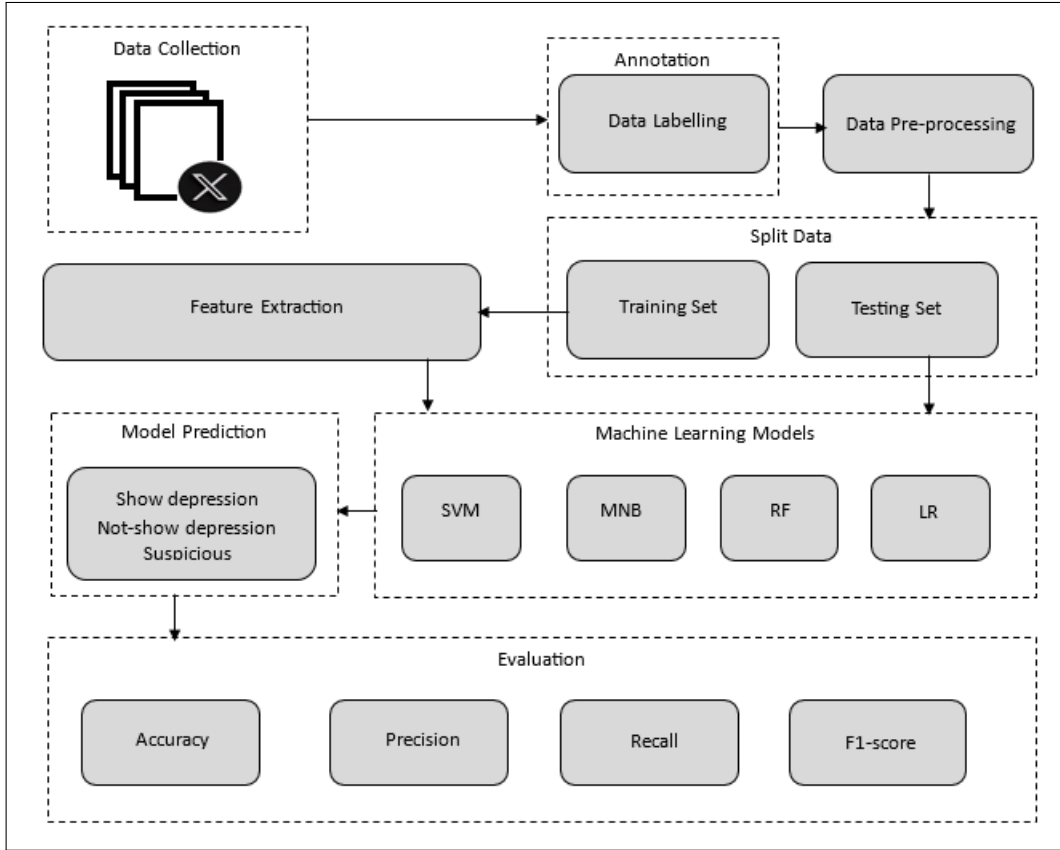


Figure 1: Research methodology

3.1 Data Collection

We consult psychiatrists and mental health professionals to identify key depressive symptoms, refine keyword selection, and validate the relevance of the data collection approach.

Due to the absence of existing Sorani depression datasets, we will collect data from X, a widely used platform for short, emotion rich posts. A set of ten expert verified depression-related keywords as shown in table 1 guided the search process. Data retrieval going to be through using the Twitter (currently known as X) API and custom Python scripts, with personally identifiable information removed in compliance with ethical and platform guidelines.

Table 1: Highlighted keywords used for searching content on the Twitter platform

#	Highlighted keywords
1	دلتهنگی
2	نه خوشی دهرونی
3	بتهوایی
4	خه موکی
5	خو کوشتن
6	بزاری له ژبان
7	بناقهت
8	په شمایی
9	ناؤمندی
10	غه مباری

3.2 Annotation

The dataset will manually labeled by medical experts and final year medical students at the University of Kurdistan Hewlêr into three classes: Shows depression, Not-show depression, and Suspicious.

3.3 Preprocessing

Tweets will be normalized, anonymized, and cleaned to remove URLs, symbols, English words, emojis, numbers, and duplicates. The Kurdish Language Processing Toolkit (KLPT) is used for normalization and standardization, addressing script inconsistencies in Sorani.

3.4 Feature Extraction

We will transform texts into numerical vectors using Term Frequency-Inverse Document Frequency (TF-IDF), which assigns higher weights to rare but informative terms while down weighting frequent, less informative words.

3.5 Data Splitting

We will split the dataset into 90% training and 10% testing, with 10-fold cross-validation applied to improve robustness and reduce overfitting.

3.6 Machine Learning Models

We will trained and evaluated four supervised classifiers including:

Support Vector Machine (SVM): effective for high dimensional text classification.

Multinomial Naive Bayes (MNB): a probabilistic model well suited for word frequency features.

Random Forest (RF): an ensemble of decision trees to improve accuracy and reduce overfitting.

Logistic Regression (LR): a linear model producing class probabilities.

3.7 Evaluation

We will evaluate models using Accuracy, Precision, Recall, and F1-score, with confusion matrices for class-level performance. Cross-validation ensured consistency between training and testing performance.

4 Results and Discussion

This chapter presents the dataset description, pre-processing, visualization, experimental implementation, performance evaluation, and discussion of machine learning models for detecting depression from Sorani social media texts.

4.1 Data Collection

Due to initial challenges in engaging mental health experts unfamiliar with ML and NLP, a consultation was held with a psychiatry expert with a background in computer science. This session validated the study’s psychological foundations, refined depression-related keywords, and provided key references, significantly enhancing the study’s rigor.

Using the Twitter API and Python scripts, 960 Sorani tweets related to depression were collected, based on psychiatrist approved keywords (e.g., sadness, mental illness, suicide). Ethical standards were maintained by anonymizing data and respecting platform policies.

4.2 Annotation Process

Manual annotation was performed by senior medical students under expert supervision, labeling tweets into three classes: Show Depression, Not-show Depression, and Suspicious. The labeled dataset was consolidated for analysis.

Figure 2 shows the visual representation of the amount of data of each class from the dataset.

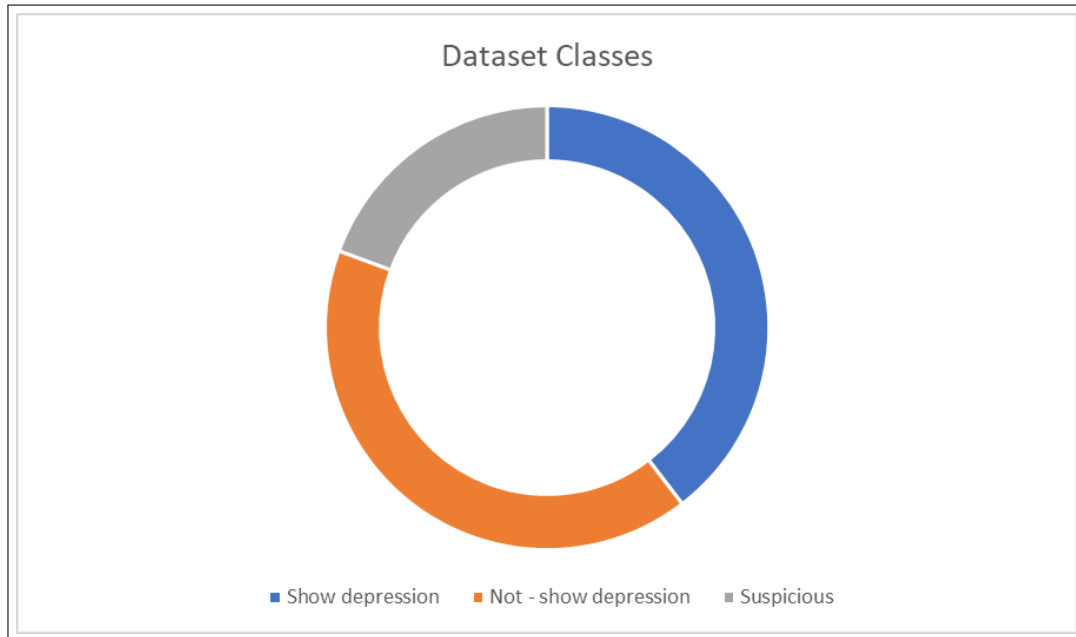


Figure 2: Amount of data of each dataset class

Table 2 Shows a sample of data for each class of the dataset.

Table 2: Sample of the data for all classes of the dataset

Show depression	Not-show depression	Suspicious
من نه خوشه کی تندرستی دهروونم هه به ناوی خه مۆکی له بنه رتدا مانای ئه وه به زور دلتنه گم و سه خته باشتر بم	وه رز شکردن بو ماوه ی ته نها خوله ک له رۆژ تکیدا ئه گه ری تووشبوون به خه مۆکی بو به ک له سه ر سی که مده کاته وه به پتی دوا سن لنکۆلنه وه کان	چۆن زال بن به سه ر دلاره راوکتی به به سه ر خه مۆکی له کاتی هه ولدان بو خوتندن
خراپترین شت له خه مۆکیدا ئه وه به که هه میشه هه ست به به تالی بان ته ناسی ده که ت به بی گوتدانه هه ر شتک	من زورم لۆرن خوشده وت ئه و بارمه تی داوم له خه مۆکی و دلاره راوکتی و سه خترین کاته کاندای له گه ل خزان و هاوړتکانم زور سو پاس بو هه موو شتک	پشتی باری تۆبی پیم ده کرد و دواتر له پۆلی تووشی خه مۆکی بووم
هه مووان پیت ده لئن واز له خه مۆکی بنه به لام ناتوانیت خه مۆکی واز لبتنت	سۆشال مدیا خه لکنکی وای تتدانه که وا به ر ده که نه وه خه مۆکی مروف ده کوژت	بوچی پتی ده لئن ژه منکی خوش نه گه ر تامنکی ته واوی وه ک خه مۆکی هه بت
خۆزگه خو کوشتن هه لال ئه بو ئه و کاته قه ت چاوه ری گه وه بونی خه مه گانم نه ئه کرد چونکه ئتر توانای به رده وام بونی ژانم نه ما	مۆز مسوه به کی خوشه خواردنی ته نها به کتکیان ده توانیت بارمه تده ر بت بو رزگار بوون له هه ست و سۆزی تویره یی	من زور په رۆش ده بم بو خه وتن ئه وه نیشانه نه بو خه مۆکی
من به ده ست خه مۆکی به وه ده نالنم	هه ستنکی خوشه که ئه ززانت له لات بن و بارمه تت بده ن و نه لئن ته ناسی به خه ت پی بگری	شه وخوته بو سه ر برینی دل ته نگی

After completion of data labeling, the dataset is formed and ready for preprocessing and analysis.

Figure 3 Shows the visual representation of the frequency of highlighted keywords from the dataset.

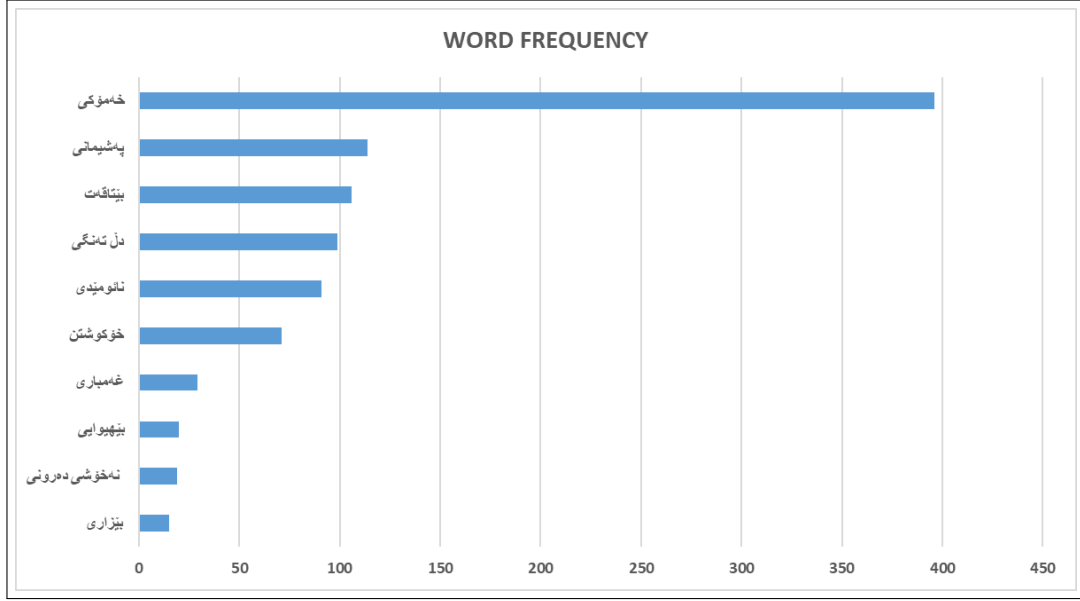


Figure 3: Word frequency visualization of highlighted keywords from the dataset

4.3 Data Preprocessing

Preprocessing included normalization and standardization (using KLPT (Ahmadi, 2020)), removal of English words, URLs, punctuation, emojis, numeric digits, extra spaces, and duplicate records, resulting in a clean dataset ready for modeling.

4.4 Experimental Setup

Experiments were implemented in Python 3.13.2 using Jupyter Notebook. Core libraries included Scikit learn for ML models, Pandas for data handling, Regular Expressions for text processing, and Seaborn/Matplotlib for visualization. Text was vectorized using TF-IDF to capture word importance.

4.5 Dataset Splitting and Validation

The dataset was split 90% training and 10% testing. To improve generalizability and reduce overfitting, 10-fold cross-validation was employed, ensuring that each data point was used for both training and validation across iterations.

4.6 Results of Experiments

Four experiments were conducted using Multinomial Naive Bayes (MNB), Support Vector Machine (SVM), Logistic Regression (LR), and Random Forest (RF) to evaluate classification performance on various dataset configurations.

4.6.1 First Experiment: Binary Classification (Suspicious Class Removed)

Removing the ‘Suspicious’ class reduced the dataset to 732 tweets (363 Show Depression, 369 Not-show Depression). SVM achieved the best performance with precision, recall, accuracy, and F1-score approximately 0.667. MNB followed closely, while LR had the lowest scores. Confusion matrices showed moderate misclassification between classes.

4.6.2 Second Experiment: Imbalanced Dataset (All Classes)

Using the full dataset of 911 tweets (including Suspicious), model performance declined. SVM had the highest recall (0.518) but a lower F1-score (0.476). MNB showed the highest precision but the lowest F1-score, reflecting a precision-recall trade-off. RF exhibited

the weakest performance. Confusion matrices indicated significant misclassifications, especially among the Suspicious class.

4.6.3 Third Experiment: Balanced Dataset with Under-Sampling

Under-sampling balanced the dataset to 537 tweets equally distributed among classes. Overall performance dropped, with RF surprisingly outperforming others ($F1 = 0.375$). LR followed closely, while SVM and MNB had slightly lower F1-scores. Confusion matrices revealed increased classification difficulty with balanced but reduced data.

4.6.4 Fourth Experiment: Balanced Dataset with Over-Sampling

Over-sampling expanded the dataset to 1,107 tweets equally distributed. All models showed significant improvement, with RF leading (precision 0.814, recall 0.801, $F1 = 0.802$), followed by LR and SVM. MNB improved but lagged behind. Confusion matrices showed stronger classification accuracy across all classes.

4.7 Comparative Analysis with Existing Research

Comparison with prior studies demonstrates methodological consistency across languages: Table 3 Shows the summary comparison of our work with studies with close results of depression detection from social media texts.

Table 3: Summary comparison of our work with close result studies

#	Research	Language	Platform(s)	Data	Best Method & Performance
1	(Kadkhoda et al., 2022)	English	Twitter	N/A	RF, NB Accuracy = 86%
2	(Musleh et al., 2022)	Arabic	Twitter	4542 Tweets	RF Accuracy = 82%
3	This study (2025)	Sorani	Twitter	1107 Tweets	RF Accuracy = 80%

While deep learning approaches like LSTM and RNN (Amanat et al., 2022) achieve higher accuracy 99% with large datasets, this study validates that traditional ML models, particularly RF, can achieve competitive results on small, low-resource language datasets, highlighting potential for future work with larger data and advanced techniques.

Figure 4 illustrates the accuracy result compression of our research with other studies about depression detection by using ML from social media texts.

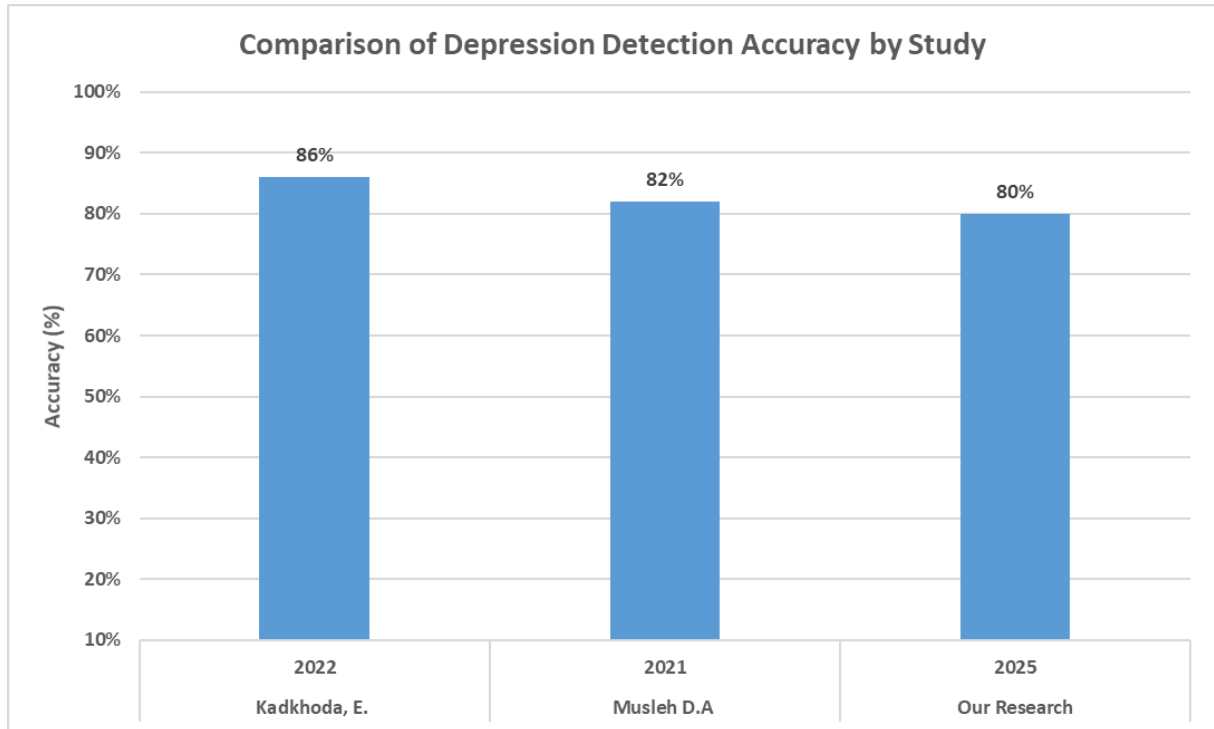


Figure 4: Accuracy comparison of our work with other studies

4.8 Discussion

The four experiments provide a comprehensive comparison of the machine learning models (SVM, MNB, LR, RF) based on accuracy and F1 score, key metrics for classification evaluation. Table 4 shows the accuracy metrics of models for all experiments.

Table 4: Accuracy scores of all models for four experiments

Model	1st Exp.	2nd Exp.	3rd Exp.	4th Exp.
Support Vector Machine	67%	52%	36%	77%
Multinomial Naive Bayes	66%	51%	36%	70%
Logistic Regression	65%	50%	37%	78%
Random Forest	66%	48%	39%	80%

Table 5 shows the F1-score metrics of models for all experiments.

Table 5: F1 - Scores for each model across four experiments

Model	1st Exp.	2nd Exp.	3rd Exp.	4th Exp.
Support Vector Machine	67%	48%	36%	77%
Multinomial Naive Bayes	66%	45%	35%	70%
Logistic Regression	65%	46%	37%	78%
Random Forest	66%	44%	38%	80%

- First experiment: All models performed well with SVM leading (accuracy and F1

67%), indicating balanced precision and recall. MNB and RF were competitive, LR slightly behind. This suggests the dataset was well suited for classification.

- Second experiment: Accuracy and F1 dropped across all models due to dataset imbalance and noise. SVM had highest accuracy (51.8%) but F1 dropped to 47.6%. RF showed the weakest performance. This reflects challenges posed by the imbalanced dataset.
- Third experiment: Performance further declined due to under-sampling, reducing data size, and increasing task complexity. RF outperformed others despite prior weak results, suggesting better robustness to data quality issues. LR remained stable; SVM and MNB struggled.
- Fourth experiment: Significant improvements with over-sampling balanced dataset. RF excelled with highest accuracy (80.1%) and F1 (80.2%), followed closely by LR and SVM. MNB improved but remained behind. This highlights RF’s ability to model complex patterns when data quality and balance improve.

Overall, the experiments revealed that Random Forest emerged as the best performing model, particularly in the final experiment with oversampling, while Logistic Regression demonstrated the most consistent performance across different setups. In contrast, models such as MNB and SVM showed greater sensitivity to data conditions, with their results fluctuating depending on dataset quality and balance. Across all experiments, accuracy and F1 score trends were closely aligned, with the F1 score providing deeper insight into the balance between precision and recall, especially under more challenging data scenarios.

These results underscore the importance of testing models under varied data conditions and highlight that no single model universally outperforms others; performance depends on data quality, feature representation, and task complexity.

5 Conclusions

This research aimed to automate the detection of depression in Sorani social media texts using machine learning (ML) and natural language processing (NLP). The first objective was to collect and annotate a comprehensive dataset in Sorani. We collected 960 Twitter posts related to depression and, in collaboration with senior Medicine students studying to receive a degree in Bachelor of Medicine, Bachelor of Surgery (MBBS) at the University of Kurdistan Hewlêr – School of Medicine to annotate the dataset manually.

We developed and evaluated various ML models, including Support Vector Machine (SVM), Multinomial Naive Bayes (MNB), Logistic Regression (LR), and Random Forest (RF), and performed four experimental scenarios. Overall, the results of the models were closely aligned, indicating balanced performance without bias toward any specific class. The oversampling scenario yielded the best results, with RF emerging as the most effective model across most experimental setups. This study is among the first to apply ML and NLP to depression detection in Sorani.

While this research lays the groundwork for automated depression detection in Sorani, several avenues remain open for enhancement, such as dataset expansion to improve model generalizability, exploring deep learning approaches such as BERT, GPT-based models, and convolutional neural networks (CNNs) to potentially improve predictive performance, multimodal analysis by incorporating non-textual data such as images, videos, and emojis alongside text for richer context in depression detection, and extending dialectal coverage to develop more inclusive and robust models for the broader Kurdish-speaking population.

Data Availability and Companion Website

The data will be made publicly available at <https://kurdishblark.github.io/> in the future.

Ethical Consideration

The authors made necessary considerations to protect the privacy of individuals. The annotators provide their consent to publicize their names. The publicly released dataset associated with this study has been processed to remove user handles, aggregate data where appropriate, and remove any information that could be traced back to any particular individual to minimize potential risks to individuals whose tweets were included.

Author Contributions

Conceptualization, I.M. and H.H.; methodology, I.M.; software, I.M.; validation, I.M. and H.H.; formal analysis, I.M.; investigation, I.M.; resources, I.M. and H.H.; data curation, I.M.; writing—original draft preparation, I.M.; writing—review and editing, H.H.; visualization, I.M.; supervision, H.H.; project administration, H.H.

Acknowledgments

We extend our deep gratitude to Professor Teshk Nouri, Dr. Souzan Hussain, Dr. Naz Ali, Dr. Nasraw Mustafa, and the MBBS (Bachelor of Medicine, Bachelor of Surgery) senior students, studying their final (6th) year at the University of Kurdistan Hewlêr – School of Medicine, for their support in data annotation (for the full list, see the Appendix). Our appreciation is also extended to Dr. Muhammed Qadir for his expert advice on mental health.

References

- Abdulla, S. and Hama, M. H. (2015). Sentiment Analyses for Kurdish Social Network Texts using Naive Bayes Classifier. *Journal of University of Human Development*, 1(4):393–397.
- Ahmadi, S. (2020). KLPT – Kurdish language processing toolkit. In Eunjeong L. Park, et al., editors, *Proceedings of Second Workshop for NLP Open Source Software (NLP-OSS)*, pages 72–84, Online, November. Association for Computational Linguistics.
- Alaskar, A. and Ykhlef, M. (2021). Depression Detection from Arabic Tweets Using Machine Learning Techniques. *Journal of Computer Science and Software Development*, 2:1–10.
- Aldarwish, M. and Ahmad, H. (2017). Predicting Depression Levels Using Social Media Posts. In *2017 IEEE 13th international Symposium on Autonomous decentralized system (ISADS)*, pages 277–280.
- Almars, A. (2022). Attention-Based Bi-LSTM Model for Arabic Depression Classification. *Computers, Materials & Continua*, 71(2):3091–3106.
- Amanat, A., Rizwan, M., Javed, A. R., Abdelhaq, M., Alsaqour, R., Pandya, S., and Uddin, M. (2022). Deep Learning for Depression Detection from Textual Data. *Electronics*, 11(5):676.
- Autumn Asher BlackDeer, MSW, P. C., David A. Patterson Silver Wolf, P., Eugene Maguin, P., and Sara Beeler-Stinn, P. (2023). Depression and anxiety among college students: Understanding the impact on grade average and differences in gender and ethnicity. *Journal of American College Health*, 71(4):1091–1102. PMID: 34242525.
- Badawi, S., Kazemi, A., and Rezaie, V. (2025). KurdiSent: A corpus for Kurdish sentiment analysis. *Language Resources and Evaluation*, 59:601–620.

- De Choudhury, M., Gamon, M., Counts, S., and Horvitz, E. (2013). Predicting Depression via Social Media. *.,* 7(1):128–137.
- Joshi, M. L. and Kanoongo, N. (2022). Depression detection using emotional artificial intelligence and machine learning: A closer review. *Materials Today: Proceedings*, 58:217–226. International Conference on Artificial Intelligence & Energy Systems.
- Kadkhoda, E., Khorasani, M., Pourgholamali, F., Kahani, M., and Ardani, A. (2022). Bipolar disorder detection over social media. *Informatics in Medicine Unlocked*, 32.
- Lorenzoni, G., Tavares, C., Nascimento, N., Alencar, P., and Cowan, D. (2025). Assessing ML classification algorithms and NLP techniques for depression detection: An experimental case study. *PloS one*, 20(5):e0322299.
- Mahmud, D., Abdalla, B., and Faraj, A. (2023). Twitter Sentiment Analysis for Kurdish Language. *Qalaa Zanist Journal*, 8(4):1132–1144.
- Mirzaee, H., Peymanfard, J., Moshtaghin, H., and Zeinali, H. (2025). ArmanEmo: a Persian dataset for text-based emotion detection. *Language Resources and Evaluation*,, pages 1–23.
- Musleh, D., Alkhales, T., Almakki, R., Alnajim, S., Almarshad, S., Alhasaniah, R., Aljameel, S., and Almuqhim, A. (2022). Twitter Arabic Sentiment Analysis to Detect Depression Using Machine Learning. *Computers, Materials & Continua*, 71(2):3463–3477.
- Nadeem, M., Horn, M., and Coppersmith, G. (2016). Identifying Depression on Twitter. .
- Rehmani, F., Shaheen, Q., Anwar, M., Faheem, M., and Bhatti, S. (2024). Depression detection with machine learning of structural and non-structural dual languages. *Healthcare Technology Letters*, 11(4):218–226.
- Roshanaei-Moghaddam, B., Katon, W., and Russo, J. (2009). The longitudinal effects of depression on physical activity. *General Hospital Psychiatry*, 31(4):306–315.
- Sami, M. and Hassani, H. (2023). Sentiment Analysis of Opinions about Online Education in the Kurdistan Region of Iraq during COVID-19. *Qeios*.
- Sinval, J., Oliveira, P., Novais, F., Almeida, C. M., and Telles-Correia, D. (2025). Exploring the impact of depression, anxiety, stress, academic engagement, and dropout intention on medical students’ academic performance: A prospective study. *Journal of Affective Disorders*, 368:665–673.
- Tejaswini, V., Sathya Babu, K., and Sahoo, B. (2024). Depression detection from social media text analysis using natural language processing techniques and hybrid deep learning model. *ACM Trans. Asian Low-Resour. Lang. Inf. Process.*, 23(1), January.
- Tejaswini, V., Sahoo, B., and Babu, K. (2025). A Comprehensive Review on Depression Detection Based on Text from Social Media Posts. *Computational Intelligence for Oncology and Neurological Disorders*,, pages 116–132.

Appendix - List of MBBS UG6 Students Contributed in Data Annotation

- Abdulazeez Omar Ali
- Abdulmomen M. Abdulhakeem
- Ali Kokoi Mahmood
- Ali Nizar Ali
- Aram Masood Ibrahim
- Arwa Said Mustafa
- Bahnam Munthir Rufail
- Ban Abdulqader Najeeb
- Baran Sardar Pirkhider
- Bawan Omer Ibrahim
- Blnd Shukur Saber
- Danea Najat Ahmed
- Daniya Najat Ali
- Diler Talhad Tayib
- Dina Dira Broosh
- Diyar Abdalkhaliq Qadir
- Dwin Qasim Ali
- Emam Farouq Emam
- Hemin Othman Yaseen
- Hezhwan Mohammed Hussein
- Honya Halgurd Muhammed
- Israa Idres Hamad
- Issra Sorani
- Jumana Abdulkarim Sami
- Khitam Mohsin Mohammedali
- Lala Heman Ibrahim
- Lana Mokhles Saleh
- Lara Kawa Sulaiman
- Mahmood Jawdat Jafaar
- Mastan Mutasam Fatih
- Matelda Majid Mansour
- Mina Imran Mohammed Ali
- Mina Ramzi Othman
- Mohammed Firas Jabbar
- Mohammed Osama Ahmed
- Mohammed Sabah Abdulrahman
- Mohammed Sharef Saleh
- Mstafa Diary Rafik
- Mustefa Mhemed Adhem
- Nina Mariwan Karim
- Prusha Dler Abdulrahman
- Raghad Dler Hanna
- Rameen Isam Anas
- Rasar Rebwar Rahim
- Razaw Dler Mawlood
- Rebaz Othman Wahid
- Rooz Mahdi Saleh
- Safaa Abdulrahman Ramadhan
- Sahand Hussein Abdullah
- Sana Sadiq Aziz
- Sham Sherko Saeed
- Sina Najat Ali
- Sitaf Ahmed Ali
- Stephany Sammy Benyameen
- Talan Abdulla Abdulwahid
- Tara Irfan Ali
- Tazhna Nawshirwan H. Rafat
- Tema Safa Ezzadin
- Twana Sulaiman Abdullah
- Yad Hatim
- Yara Ahmad
- Zana Hasan Qader