

On the Performance of Linear Adaptive Filters driven by the Ergodic Chaotic Logistic Map

Andreas Müller

Chair of Mechanics and Robotics, University Duisburg-Essen

Lotharstrasse 1, 47057 Duisburg, Germany

andreas-mueller@uni-due.de

Received (to be inserted by publisher)

Chaotic dynamical systems are increasingly considered for use in coding and transmission systems. This stems from their parameter sensitivity and spectral characteristics. The latter are relevant for channel estimation methods. In particular the logistic map $f_\lambda = \lambda x(1 - x)$ has been employed in chaotic coding and spread spectrum transmission systems. For $\lambda = 4$ the statistical properties of sequences generated by f_4 are considered as ideal drive signals for channel estimation schemes. This assumption is proven in the present paper. To this end the higher order statistical moments and the autocorrelation of time series generated by f_4 are derived. It is shown that for $\lambda = 4$ the zero mean time series is uncorrelated. The adaptation performance of finite impulse response (FIR) digital adaptive filters (DAF) used for channel estimation is analyzed. It is shown that using zero mean sequences of f_4 leads to the maximal possible FIR DAF performance. An optimal value for the damping parameter in the LMS scheme is derived that leads to the maximal performance and ensures stability. The analytic considerations are confirmed by simulation results.

Keywords: Logistic map, statistical properties, channel estimation, chaotic communication

1. Introduction: Communication and Channel Estimation with Chaotic Signals

Chaotic coding and communication have matured since initially proposed in the late 1980's. Chaotic communication was first proposed in [Pecora & Carroll, 1990], [Carroll, 1995] and [Parlitz et al., 1992] who showed synchronizability of two identical chaotic systems by transmitting part of its state, and the chaotic Chua circuit [Matsumoto, 1984] was one of the first implemented chaotic circuits. Since then different transmission schemes were proposed employing chaotic dynamical systems for source and channel coding, and chaotic circuits have been implemented [Ditto, Murali & Sinha, 2009], [Senani & Gupta, 1998]. A good overview of this topic can be found in [Lau & Tse, 2003] and [Leung, Yu & Murali, 2002], [Tse, Kolumban & Lau, 2005], [Yang, 1999]. There are essentially two attributes that make chaotic systems attractive for communication purposes: the inherent parameter sensitivity and the statistical properties of the generated chaotic signals. The first is relevant for source coding and chaotic cryptography [Alvarez et al., 2003], [Kocarev & Jakimoski, 2001], [Kocarev, 2001], [Martinez-Guerra & Yu, 2008], [Mi, Liao & Chen, 2008], [Parlitz & Kocarev, 1997], [Wang, Wang & Pei, 2011], while the latter is relevant for channel coding with potential for spread spectrum communication (aiming on maximizing the bandwidth allocation) [Hai & Jiandong, 1999], [Mazzini, Setti, & Rovatti, 1997], [Rovatti, Setti & Mazzini, 1998], [Tou, Yip & Leung, 1999], [Yang, Chua, 2000] and for channel estimation (monitoring of the transmission channel) [Müller & Elmirghani, 1999], [Feng, Tse & Lau, 2004].

Spread spectrum communication and channel estimation methods take advantage of the statistical properties of the transmitted signal rather than its deterministic chaotic nature. Spread spectrum communication relies on so-called spreading codes, and chaotic spreading codes could offer complementary alternatives [Vitali & Setti, 2005],[Ye et al., 2005]. Channel estimation strategies commonly infer the transmission characteristics in a non-blind fashion, i.e. by comparing the original signal with that received at the channel output. Now the performance of channel estimation algorithms depends on the higher order statistical moments of the monitored signal, and is maximal if the signal exhibits a white spectrum (flat power spectral density) [Haykin, 2001]. In practice channel estimation algorithms operate on-line, i.e. use the transmitted signal when the channel is in operation. Due to the generally inappropriate spectral properties of the transmitted information signal the update performance is low. Therefore off-line adaptation is frequently pursued by injecting tailored test signals. This apparently intrudes the actual transmission process, however. Since chaotic sequences possess advantageous statistical properties chaotic channel coding (encoding the signal to be transmitted in a chaotic carrier sequence) potentially allows for on-line channel estimation with increased update performance. Aiming on maximal update performance it is crucial to analyze the statistical properties of the chaotic sequence. Different chaotic systems may have drastically varying spectral properties, and it is well-known that certain chaotic systems have an almost white spectrum while others (like the Lorenz system) exhibit a colored spectrum.

The one-dimensional logistic map (LM)

$$f_\lambda(x) = \lambda x(1 - x) \quad (1)$$

exhibits chaotic dynamics for parameter values $\lambda = 3.57, \dots, 4$, and has been the subject of extensive research. A variety of chaotic coding schemes were developed where the corresponding time sequence $\{x_i\}$ is obtained by iterating the difference equation $x_i = f_\lambda(x_{i-1})$, and the actual value of λ is related to the information to be transmitted. In this fashion the LM has been used for chaotic encryption [Alvarez et al., 2003],[Chen et al., 2008],[Kocarev & Jakimoski, 2001],[Kocarev, 2001],[Mi, Liao & Chen, 2008],[Patidar & Su, 2009], for chaotic modulation and masking [Parlitz & Kocarev, 1997],[Müller & Elmirghani, 2002], as carrier signal for wide-band communication [Kolumbán & Krébesz, 2009],[Hai & Jiandong, 1999], and for channel estimation [Müller & Elmirghani, 1999].

It was conjectured that the statistical properties of LM are ideal for channel estimation if the parameter value is close to $\lambda = 4$. However, this has so far only been verified by numerical simulations, e.g. [Patidar & Su, 2009].

In this paper the adaptation performance of finite impulse response (FIR) digital adaptive filters (DAF) is analyzed when driven by chaotic time series generated by the ergodic LM with $\lambda = 4$. To this end the higher order statistical moments and the autocorrelation of such time series are derived analytically in section 2. It is shown in particular that the time series for $\lambda = 4$ is uncorrelated and exhibits a flat power spectral density. In order to establish the FIR DAF performance the average coefficient vector and its fluctuation from this average is analyzed in section 3 when the standard least mean square (LMS) algorithm is applied for adaptation. It is concluded that the maximum adaptation performance of FIR DAF is achieved for zero-mean sequences generated by f_4 , which approaches the maximal possible performance of white Gaussian noise. Numerical examples are presented confirming the theoretical result for f_4 , and showing the performance attenuation experienced when applying the LM with $\lambda < 4$.

2. Characteristics of the Ergodic Chaotic Logistic Map f_4

2.1. *Invariant Density*

An important aspect for chaotic coding is the distribution of the sequence $\{x_i\}$. Moreover, the qualitative study of a discrete dynamical system is based on the concept of invariant sets. $U \subset \mathbb{R}$ is an invariant set of $x_i = f_\lambda(x_{i-1})$ if $x_i \in U$ for any k and $x_0 \in U$. Figure 1 shows the bifurcation diagram of the LM for $\lambda = 3.4, \dots, 4$. For $\lambda = 4$ the invariant set is the whole interval $[0, 1]$, whereas for $\lambda < 4$ the invariant sets are contained in $[0, 1]$. Information about the distribution within an invariant set is given by the invariant density that determines the density of iterates when started at some point x_0 . If this density does not depend on the starting point x_0 , the system is called ergodic, and the invariant density is denoted $\rho_\lambda(x)$.

It was shown in [Ulam & von Neumann, 1974],[Ott, 2001] that the LM becomes ergodic for $\lambda = 4$ and that

$$\rho_4(x) = \frac{1}{\pi} \frac{1}{\sqrt{x(1-x)}}. \quad (2)$$

The invariant density is the equivalence of the invariant probability distribution of a stochastic process. Ergodicity implies that orbits of f_4 generated from arbitrary initial points approach any point in the strange attractor after an infinite number of iterations. This has important implications for the coding and signal transmission, and it is desirable for various reasons that the sequence $\{x_i\}$ is symmetrically distributed at least. For instance from a technical point of view it is important that the sequence being transmitted can be converted to a zero-mean signal, which is possible using the ergodic LM (since it has the constant mean value 0.5). Also for instance the cryptosystem proposed in [Baptista, 1998] relies on the ergodicity of the employed chaotic dynamical system. The LM being ergodic implies that any invariant subset of $[0, 1]$ has measure zero with respect to ρ_4 . One also says that f_4 is ρ_4 -ergodic.

The ergodicity ceases for $\lambda < 4$. Moreover the distribution and its symmetry changes drastically for $\lambda < 4$. The asymmetry is apparent from the histogram for $\lambda = 3.95$ in figure 1. Eventually for several intervals of λ periodic windows occur where the system is not chaotic. Furthermore the variation of bifurcation parameter λ has consequences for the statistical properties at large.

The update performance of adaptive filters is determined by the statistical moments of the drive signal, be it generated by a random or deterministic process. Therefore, as a prerequisite, the analytic expression (2) will be used to derive the higher order statistical moments and the autocorrelation of sequences generated by f_4 .

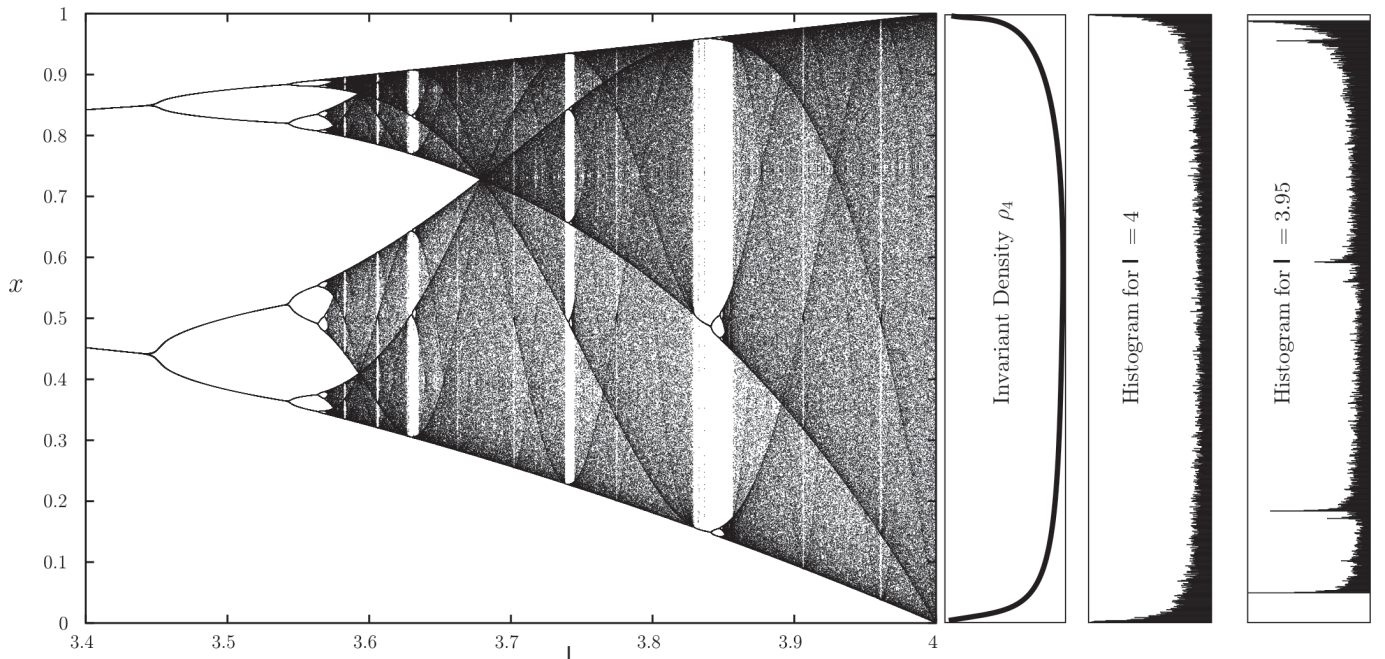


Fig. 1. Bifurcation diagram of the Logistic Map, the invariant density ρ_4 for the ergodic f_4 , and the histograms for 10^5 samples of the LM with $\lambda = 4$ and $\lambda = 3.95$.

2.2. Statistical Moments

The statistical moments $E[x_t^\nu]$ of a stochastic process x_t (E denotes the expectation) can be expressed in terms of the characteristic function (the inverse Fourier transform) of its probability density function. This can be adopted for ergodic chaotic systems by replacing the probability density by the invariant density. Then the ν th order statistical moment is given by

$$m_\nu := E[x_t^\nu] = \lim_{\xi \rightarrow 0} \frac{1}{i^\nu} \frac{d^\nu}{d\xi^\nu} F_4(\xi), \quad (3)$$

where i is the imaginary unit and

$$F_4(\xi) = \frac{1}{\pi} \int_0^1 \frac{e^{ix\xi}}{\sqrt{x(1-x)}} dx \quad (4)$$

is the characteristic function of $\rho_4(x)$. The expression (3) can be evaluated noticing the similarity between F_4 and the Kummer function of the first kind defined as [Bronstein et al., 2002]

$$\Psi(a, b, \xi) = \frac{\Gamma(c)}{\Gamma(a)\Gamma(c-a)} \int_0^1 x^{a-1} (1-x)^{c-a-1} e^{\xi x} dx \quad (5)$$

for $b > a > 0$. The Kummer function admits the series expansion

$$\Psi(a, b, \xi) = \sum_{r=0}^{\infty} \frac{(a)_r}{(b)_r r!} \xi^r \quad (6)$$

where

$$(a)_0 = 1, \quad (a)_r = a(a+1)(a+2) \cdots (a+r-1). \quad (7)$$

Since $\Psi(a, b, \xi)$ is analytic in \mathbb{R} and converges for all ξ it may be analytically continued in the complex plane \mathbb{C} . Hence, noting (5), the characteristic function (4) can be rewritten as

$$F_4(\xi) = \frac{1}{\pi} \frac{\Gamma(a)\Gamma(c-a)}{\Gamma(c)} \Psi(a, b, i\xi) \quad (8)$$

with $a = \frac{1}{2}$ and $b = 1$, and i the imaginary unit. It can be verified from (6) that the ν th derivation of Ψ satisfies

$$\frac{d^\nu}{d\xi^\nu} \Psi(a, b, \xi) = \frac{(a)_\nu}{(b)_\nu} \Psi(a + \nu, b + \nu, \xi). \quad (9)$$

Combining (9) and (6) leads to the following expression for the statistical moments

$$\begin{aligned} m_\nu &= \lim_{\xi \rightarrow 0} \frac{1}{\pi} \frac{(a)_\nu}{(b)_\nu} \frac{\Gamma(a)\Gamma(c-a)}{\Gamma(c)} \Psi(a + \nu, b + \nu, \xi) \\ &= \frac{1}{\pi} \frac{(a)_\nu}{(b)_\nu} \frac{\Gamma(a)\Gamma(c-a)}{\Gamma(c)} \frac{(a+\nu)_0}{(b+\nu)_0} = \frac{1}{\pi} \frac{(a)_\nu}{(b)_\nu} \frac{\Gamma(a)\Gamma(c-a)}{\Gamma(c)}. \end{aligned} \quad (10)$$

Finally inserting $a = \frac{1}{2}$ and $c = 1$ yields the ν th order moment of sequences generated by the LM f_4

$$m_\nu = \frac{\left(\frac{1}{2}\right)_\nu}{\nu!} \frac{\Gamma^2\left(\frac{1}{2}\right)}{\pi} = \frac{1 \cdot 3 \cdot 5 \cdots (2\nu - 1)}{2^\nu \nu!}. \quad (11)$$

The first 7 moments are listed in table 1. Clearly, $m_0 = 1$ means that certainly a x_i takes place in $[0, 1]$ whereas $m_1 = \frac{1}{2}$ is the expectation of the sequence $\{x_i\}$.

Table 1. Statistical moments of the logistic map f_4

order ν	0	1	2	3	4	5	6	7
m_ν	1	$\frac{1}{2}$	$\frac{3}{8}$	$\frac{5}{16}$	$\frac{35}{128}$	$\frac{63}{256}$	$\frac{231}{1024}$	$\frac{429}{2048}$

In technical implementations it is desirable to use a zero-mean chaotic sequence (electrically a DC free signal), obtained by subtraction of the mean value m_1 . Moreover, it will become clear in section 3 that zero-mean sequences lead to the best performance of channel estimation schemes. Subtracting the mean value $\bar{x} = m_1 = \frac{1}{2}$, and using $E[(x - \bar{x})^2] = E[x^2] - E[x]^2$ and so forth yields the ν th order moments \tilde{m}_ν for the zero-mean sequence in table 2. Unlike for the moments m_ν there is no obvious systematic rule for expressing \tilde{m}_ν such as (11).

Table 2. Moments of the zero-mean sequences of the logistic map f_4

order ν	0	1	2	3	4	5	6	7	8	9	10	11	12	13	14
\tilde{m}_ν	1	0	$\frac{1}{8}$	0	$\frac{3}{128}$	0	$\frac{5}{1024}$	0	$\frac{35}{32768}$	0	$\frac{63}{262144}$	0	$\frac{231}{4194304}$	0	$\frac{429}{33554432}$

2.3. Autocorrelation

The performance of digital channel estimation algorithms depends on the eigenvalue spread of the autocorrelation matrix of the driving signal [Haykin, 2001], and the best performance is obtained for uncorrelated samples. The correlation of sequences generated by chaotic systems is also significant for chaotic coding [Deane & D.J. Jefferies, 2000]. In this section the autocorrelation function will be derived for the LM f_4 . In this paper the autocorrelation matrix of a process $\{x_i\}$ is used as defined in signal processing: $R_{ij} = E[x_i x_j]$ since this appears in the analysis in section 3. This only differs from the definition in statistics in that the samples are normalized by subtraction of the mean value.

The autocorrelation indicates the relationship of sample values x_i and x_{i+m} . The samples originate from an initial state x_0 by application of f_4 , i times and $i + m$ times, respectively, so that

$$x_{i+m} = f_4^{i+m}(x_0) = f_4^m \circ f_4^i(x_0) = f_4^m(x_i) \quad (12)$$

Since f_4 is ergodic the correlation only depends on the distance m , and the invariant measure ρ_4 exists that gives rise to the autocorrelation defined as (see also [Schuster & Just, 2005])

$$C_4(m) = \int_0^1 \rho_4(x) x f_4^m(x) dx = \frac{1}{\pi} \int_0^1 \frac{f_4^m(x) x}{\sqrt{x(1-x)}} dx, \quad (13)$$

which is formally equivalent to that of a stationary stochastic process when the probability distribution is replaced by the invariant density. The integral can be solved in closed form as

$$\frac{1}{\pi} \int_0^1 \frac{f_4^m(x) x}{\sqrt{x(1-x)}} dx = \sum_{k=0}^{m+1} \frac{\alpha_k}{\pi} x^k \sqrt{x-x^2} + \frac{\beta_k}{\pi} \arcsin(2x-1) \Big|_{x=0}^{x=1} \quad (14)$$

with certain $\alpha_k \in \mathbb{R}$ and

$$\beta_k = \begin{cases} \frac{3}{8}, & m = 0 \\ \frac{1}{4}, & m \geq 1 \end{cases}.$$

The first term on the right hand side of (14) clearly vanishes for $x = 0, 1$. Thus the autocorrelation (13) is explicitly

$$C_4(m) = \frac{1}{4} + \frac{1}{8} \delta_{m,0} \quad (15)$$

where $\delta_{i,j}$ is the Kronecker symbol. In the later application the zero-mean chaotic sequence $\{x_i - \bar{x}\}$ will be used. For this sequence the autocorrelation function is

$$\begin{aligned} \tilde{C}_4(m) &= \int_0^1 \rho_4(x) (x - \bar{x}) (f_4^m(x) - \bar{x}) dx = \int_0^1 \rho_4(x) x f_4^m(x) dx - \bar{x}^2 \\ &= C_4(m) - \frac{1}{4} \end{aligned} \quad (16)$$

which together with (15) yields

$$\tilde{C}_4(m) = \frac{1}{8} \delta_{m,0}. \quad (17)$$

Hence samples of the zero-mean chaotic sequence $\{x_i - \bar{x}\}$ are uncorrelated, whereas the samples of $\{x_i\}$ are correlated. Consequently only the zero-mean sequence exhibits a flat power spectrum.

Remark 2.1. It must be noticed that these results strictly only apply to f_4 . Numerical simulations show that if the bifurcation parameter λ is varied, the signal becomes correlated and the spectral density is no longer flat. This is one reason why within chaotic coding schemes λ is kept close to 4. That is, simultaneous variation of λ and flattening the power spectrum is only possible in a very narrow λ -range. Further figure 1 shows that for decreasing values of $\lambda < 4$ the energy distribution within the signal range becomes unbalanced, and the orbit plot gets its first window (showing a zero Lyapunov exponent of f) so that the chaotic band of $f_4(x_n)$ is split into two subbands that further split for decreasing λ according to the Feigenbaum attractor [Schuster & Just, 2005]. This can be critical for technical applications. To extend the range of admissible λ values, in [Chen et al., 2008] a modified LM is proposed that yields a uniformly distributed sequence in the range $[0, 1]$.

3. Performance of FIR DAF driven by f_4

Channel estimation, or equalization, is an important topic for digital communication systems and gained increasing importance with the rise of mobile systems. A classical but still widely used approach to channel estimation is based on FIR digital adaptive filters (DAF) [Goodwin & Sin, 1984], [Haykin, 2001]. The unknown channel is represented by a FIR DAF whose tap weight coefficients are adapted by a least mean squares (LMS) algorithm. It is well-known from the FIR DAF theory that the update performance depends on the spectrum of the autocorrelation matrix and the fourth order moments of the drive signal. If the information is encoded in a chaotic sequence (figure 2), which is transmitted and employed for estimation the transmission channel, the statistics of the chaotic sequence are decisive. Now if the LM f_4 is used to generate the transmitted signal, the results in section 2 admit analyzing the FIR DAF performance.

In this section an upper bound on the FIR DAF performance is derived when driven by sequences generated by f_4 . Now chaotic coding schemes modulate the value of λ . However, it is known from numerical simulations [Patidar & Su, 2009] that the samples become non-uniformly distributed in the range $[0, 1]$, which causes a moving mean value and variable power spectrum. Therefore the variation of λ is limited, and hence results for $\lambda = 4$ may be considered as a practically sensible estimate.

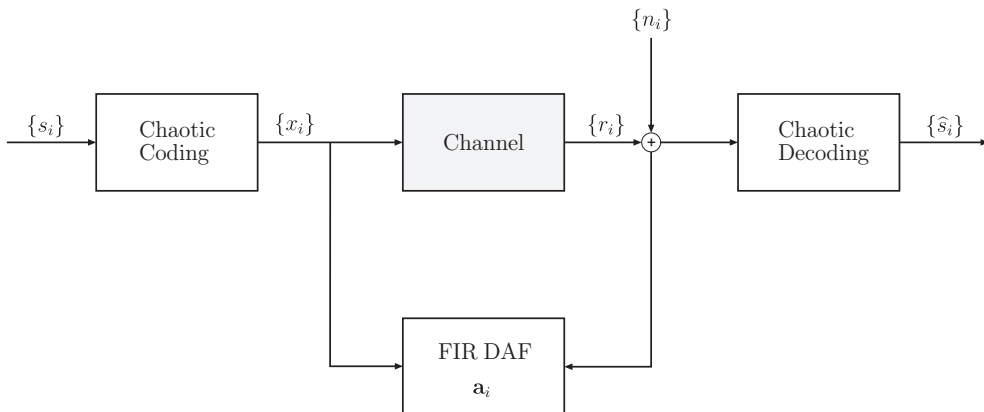


Fig. 2. FIR DAF channel estimation concept using chaotic coding. The information s_i is encoded in the chaotic sequence x_i . The signal r_i received at the channel output is decoded to reconstruct an information signal \hat{s}_i . The FIR coefficient vector \mathbf{a}_i , estimating the channel transfer function, is updated by an LMS scheme based on the error $e_i = r_i - \mathbf{a}_i^T x_i$.

3.1. LMS Scheme for Digital Adaptive Filters

A FIR DAF of length m is parameterized by the vector $\mathbf{a}_i = (a_0, \dots, a_m)$ of tap weight coefficients. Denote with $\mathbf{x}_i = (x_i, \dots, x_{i-m})$ the vector comprising the input values at the preceding m time steps. The output of the FIR DAF model at time step i is

$$\hat{r}_i = \mathbf{a}_i^T \mathbf{x}_i. \quad (18)$$

Let \mathbf{b} be the vector comprising the first $m+1$ samples of the impulse response of the unknown transmission channel (i.e. an FIR approximation of length m). The actual channel output is $r_i = \mathbf{b}^T \mathbf{x}_i + \xi_i$, where ξ_i represents the residuum due to the finite approximation, and the adaptation error of the FIR DAF is $e_i = r_i - \hat{r}_i = (\mathbf{b} - \mathbf{a}_i)^T \mathbf{x}_i + \xi_i + n_i$, where n_i represents additive measurement noise. The adaptation is indeed required to converge to an optimal coefficient vector \mathbf{a} . Assuming a stationary input sequence x_i , white Gaussian measurement noise, and independence of the terms in e_i (which makes sense for slow adaptation), the optimal tap weight coefficient vector is given by the Wiener solution [Widrow & Stearns, 1985]: $\mathbf{a}_{\text{opt}} = \mathbf{b} + \mathbf{R}^{-1} \rho_i$, with autocorrelation matrix $\mathbf{R} = E[\mathbf{x}_i \mathbf{x}_i^T]$, and $\rho_i = E[\xi_i \mathbf{x}_i^T]$. A (LMS) method is commonly used that iteratively minimizes $E[e_i^2]$ with a stochastic steepest descent update

$$\begin{aligned} \mathbf{a}_{i+1} &= \mathbf{a}_i - \mu \nabla E[e_i^2] \\ &= (\mathbf{I} - \mu \mathbf{R}) \mathbf{a}_i + \mu (\mathbf{R} \mathbf{b} + \rho_i) \end{aligned} \quad (19)$$

where μ is a damping parameter. Assuming uncorrelated ξ_i and x_i , the LMS update algorithm in terms of the samples x_i is [Haykin, 2001]

$$\mathbf{a}_{i+1} = \mathbf{a}_i + \mu e_i \mathbf{x}_i. \quad (20)$$

The damping parameter determines the speed of convergence but must be bounded by the signal power so to ensure stability: $\mu \leq 1/\|\mathbf{x}_i\|^2$.

3.2. Average Coefficient Vector

The FIR DAF LMS scheme is introduced for general stationary drive signals, and its performance can be analyzed taking into account the signal statistics [Haykin, 2001]. Now the LMS performance can be analyzed explicitly if excited by sequences generated by the chaotic LM f_4 .

A basic performance characteristic is the average coefficient vector. It is crucial that this average converges to the unknown impulse response \mathbf{b} , despite fluctuations due to the update process. With (19) the expectation of the filter coefficients at step i can be approximated as

$$E[\mathbf{a}_i] = (\mathbf{I} - \mu \mathbf{R}) E[\mathbf{a}_{i-1}] + \mu (\mathbf{R} \mathbf{b} + \rho_i) \quad (21)$$

presuming uncorrelated \mathbf{x}_i and \mathbf{a}_i , and stationary $\{x_i\}$. Subtraction of the optimal coefficient vector \mathbf{a}_{opt} gives an error $\varepsilon_i = E[\mathbf{a}_i] - \mathbf{b} - \mathbf{R}^{-1} \rho_i$. This error is recursively expressed as $\varepsilon_i = (\mathbf{I} - \mu \mathbf{R})^i \varepsilon_0$, when the iteration starts from an initial error ε_0 . The decay of ε_i depends solely on μ and \mathbf{R} , and thus on the eigenvalue spectrum of the autocorrelation matrix, which is a positive definite Toeplitz matrix. Denote with λ_k the eigenvalues of \mathbf{R} , the condition for ε_i decaying exponentially to zero is that $-1 < 1 - \mu \lambda_k < 1$. Since λ_k are all real and positive, the condition for decaying ε_i is that

$$0 < \mu < 2/\lambda_{\max} \quad (22)$$

denoting with λ_{\max} the largest eigenvalue. The error ε can be split according to the eigenvectors, and the k th mode of ε decays proportional to $1 - \mu \lambda_k$. For $\mu = 2/\lambda_{\max}$, which yields the fastest convergence, the slowest converging mode converges proportional to $|1 - 2\lambda_{\min}/\lambda_{\max}|$. Hence, the uniformity of convergence depends on the condition number $\sigma = \lambda_{\max}/\lambda_{\min}$ of \mathbf{R} . This is considered in the following separately for $\{x_i\}$ and $\{x_i - \bar{x}\}$

- (1) Original Sequence $\{x_i\}$ generated by f_4

The $(m+1) \times (m+1)$ autocorrelation matrix for sequences generated by the LM f_4 follows from (15) as

$$\mathbf{R} = \begin{pmatrix} 3/8 & 1/4 & 1/4 & \cdots & 1/4 \\ 1/4 & 3/8 & 1/4 & \cdots & 1/4 \\ 1/4 & 1/4 & \ddots & & \vdots \\ \vdots & \vdots & & & \\ 1/4 & 1/4 & \cdots & & \end{pmatrix}. \quad (23)$$

Its eigenvalues are $\lambda_0 = \frac{2m+1}{8}$ and $\lambda_i = \frac{1}{8}, i = 1, \dots, m$, so that the eigenvalue spread of \mathbf{R} is $\sigma = 2m+1$. Hence the convergence of the fastest mode is $2m+1$ times faster than that of the slowest. Furthermore the update performance of the FIR DAF decreases linearly with the filter length m .

- (2) Zero-Mean Sequence $\{x_i - \bar{x}\}$

If a zero-mean sequence generated by f_4 is employed as drive signal, (17) shows that the autocorrelation matrix is

$$\mathbf{R} = \frac{1}{8} \mathbf{I} \quad (24)$$

with eigenvalues $\lambda_i = \frac{1}{8}, i = 0, \dots, m$. Hence the eigenvalue spread of \mathbf{R} is $\sigma = 1$, which implies a uniform adaptation performance.

It can thus be concluded that the zero-mean chaotic sequence leads to a fast and uniform convergence.

3.3. Fluctuation of the Average Coefficient Vector

Besides the convergence to the optimal Wiener solution the fluctuation of the FIR DAF coefficient vector from the optimum, \mathbf{b} , is crucial, which determines stability of the update scheme. This fluctuation can be quantified by $\|\mathbf{a}_{i+1} - \mathbf{b}\|^2$, and the expectation of the fluctuation can be recursively expressed using (19) as

$$E \left[\|\mathbf{a}_{i+1} - \mathbf{b}\|^2 \right] = E \left[(\mathbf{a}_i - \mathbf{b})^T E \left[(\mathbf{I} - \mu \mathbf{x}_i \mathbf{x}_i^T)^2 \right] (\mathbf{a}_i - \mathbf{b}) \right] + \mu^2 E \left[\xi_i^2 \right] E \left[\mathbf{x}_i^T \mathbf{x}_i \right]. \quad (25)$$

Assuming that \mathbf{a}_i , ξ_i , and the drive signal x_i are uncorrelated, the middle term in (25) becomes

$$E \left[(\mathbf{I} - \mu \mathbf{x}_i \mathbf{x}_i^T)^2 \right] = \mathbf{I} - 2\mu E \left[\mathbf{x}_i \mathbf{x}_i^T \right] + \mu^2 E \left[(\mathbf{x}_i^T \mathbf{x}_i) (\mathbf{x}_i \mathbf{x}_i^T) \right]. \quad (26)$$

This matrix determines the decay of the fluctuation. The autocorrelation matrix $\mathbf{R} = E \left[\mathbf{x}_i \mathbf{x}_i^T \right]$ has been derived above, and it remains to determine $E \left[(\mathbf{x}_i^T \mathbf{x}_i) (\mathbf{x}_i \mathbf{x}_i^T) \right]$. The required 4th moments can be evaluated in closed form as it was done in (14). This computation is straightforward and the details are omitted.

- (1) Original Sequence $\{x_i\}$ generated by f_4

As for the autocorrelation the matrix, $E \left[(\mathbf{x}_i^T \mathbf{x}_i) (\mathbf{x}_i \mathbf{x}_i^T) \right]$ turns out to be dense and there is no obvious rule for the matrix elements that depend on m . Therefore, and since the sequence $\{x_i\}$ leads to non-uniform convergence, it is not considered in further detail here. The condition for exponential convergence of the fluctuation to zero is that the eigenvalues of (26) are less than 1. If the matrix (26) were determined for specific m , this condition gives rise to an upper bound for the damping parameter μ .

- (2) Zero-Mean Sequence $\{x_i - \bar{x}\}$

For the zero-mean sequence all off-diagonal 4th order moments vanish leading to the diagonal $(m+1) \times (m+1)$ matrix

$$E \left[(\mathbf{x}_i^T \mathbf{x}_i) (\mathbf{x}_i \mathbf{x}_i^T) \right] = \left(\frac{3}{128} + \frac{m}{64} \right) \mathbf{I}. \quad (27)$$

Thus $E[\|\mathbf{a}_{i+1} - \mathbf{b}\|^2] = (1 - \frac{1}{4}\mu + (\frac{3}{128} + \frac{m}{64})\mu^2) E[\|\mathbf{a}_i - \mathbf{b}\|^2] + \mu^2 E[\xi_i^2]$. The condition for exponential decay requires that $|1 - \frac{1}{4}\mu + (\frac{3}{128} + \frac{m}{64})\mu^2| < 1$, which gives rise to a further bound on μ . The minimal absolute value is attained for $\mu_{\max} = 16/(3 + 2m)$, while $\mu_{\min} = 0$ leads to the maximum for which no convergence is achieved. This is a more stringent condition than $\mu < 2/\lambda_{\max} = 16$ dictated by (22). The final condition on the damping parameter is thus

$$0 < \mu \leq \frac{16}{3 + 2m} \quad (28)$$

for an FIR DAF of order m . Clearly μ tends to zero for large m , which is in accordance with the FIR DAF theory.

4. Simulation Results

To illustrate the analytical results the LMS update has been simulated for an FIR DAF of length $m = 128$ applied to estimate a channel modeled by an IIR transfer function

$$H(z) = \frac{1}{1 - 0.2z^{-1} + 0.49z^{-2} + 0.292z^{-3}}.$$

The FIR representation of this channel consists of the first 128 samples of the impulse response constituting the filter coefficient vector \mathbf{b} .

The model misadjustment (MMA) defined as $M_i := \|\mathbf{a}_i - \mathbf{b}\|^2$ is used as an objective convergence measure. Figure 3 shows the MMA for different chaotic drive sequences obtained from the LM as well as white Gaussian noise. It is known that the best performance is achieved for white Gaussian noise. In this case the autocorrelation matrix is $\mathbf{R} = (n + 2)R_0^2\mathbf{I}$, with $R_0 = E[x^2]$. Comparing this with (27) suggests that the zero-mean chaotic sequence $\{x_i - \bar{x}\}$ generated by f_4 may achieve a similar performance. This is confirmed by results in figure 3. In this simulation the damping parameter in (20) was set to the maximum, i.e. $\mu = \frac{16}{3+2m}$ for the chaotic sequence and $\mu = 1/\|\mathbf{x}_i\|^2$ for white noise. The results in figure 3 further confirm that the FIR DAF exhibits non-uniform convergence when the chaotic sequence $\{x_i\}$ generated by f_4 is applied. Moreover the MMA converges to a lower bound, which represents an apparent performance

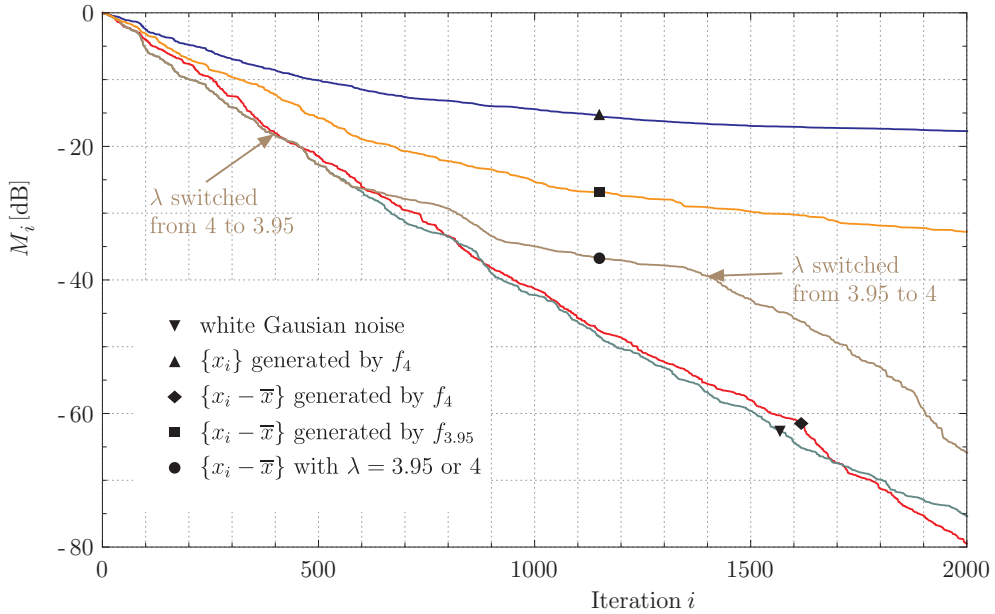


Fig. 3. Adaptation performance, measured by the MMA $M_i = \|\mathbf{a}_i - \mathbf{b}\|^2$ in dB, when the FIR DAF is driven by white Gaussian noise, a sequence $\{x_i\}$ generated by the LM f_4 , the corresponding zero-mean sequence $\{x_i - \bar{x}\}$, and a sequence $\{x_i - \bar{x}\}$ generated by the LM $f_{3.95}$. Also shown is the effect of switching λ from 4 to 3.95 after 400 iterations and back to 4 after 1400 iterations.

limit. Whereas it is shown analytically in section 2 that the sequence $\{x_i - \bar{x}\}$ is uncorrelated, numerical simulations show that the samples become correlated for $\lambda < 4$, which has consequences for the FIR DAF performance. This is revealed by the MMA evolution for a sequence $\{x_i - \bar{x}\}$ generated by the LM $f_{3.95}$ shown in figure 3. The effect of different λ values is also visible in figure 3 for the test in which λ is switched back and forth from 4 to 3.95. Obviously the performance degrades when switched to $\lambda = 3.95$ and becomes maximal when switched back to $\lambda = 4$. This observation is relevant for chaotic coding schemes where λ is varied according to the actual information signal.

To analyze this effect the update performance is simulated for a modulated bifurcation parameter according to $\lambda_i = 3.95 + 0.05 s_i$, where s_i is the normalized speech signal in figure 5, i.e. $|s| \leq 1$, sampled with 8 kHz.

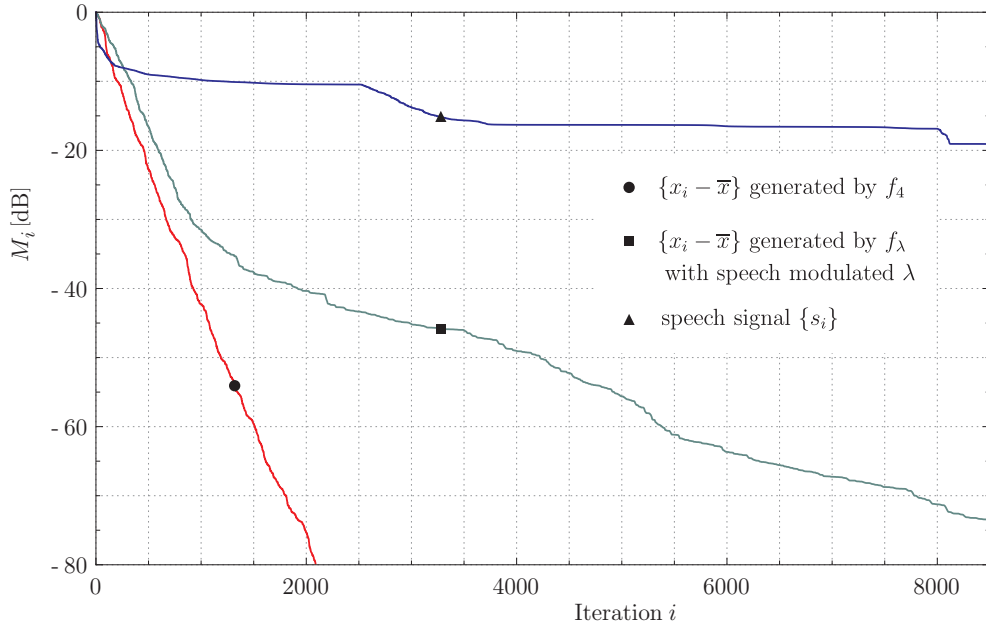


Fig. 4. Adaptation performance when the FIR DAF is driven by a sequence $\{x_i - \bar{x}\}$ generated by the LM f_λ with speech modulated bifurcation parameter according to $\lambda_i = 3.95 + 0.05 s_i$, where s_i is the speech signal in figure 5

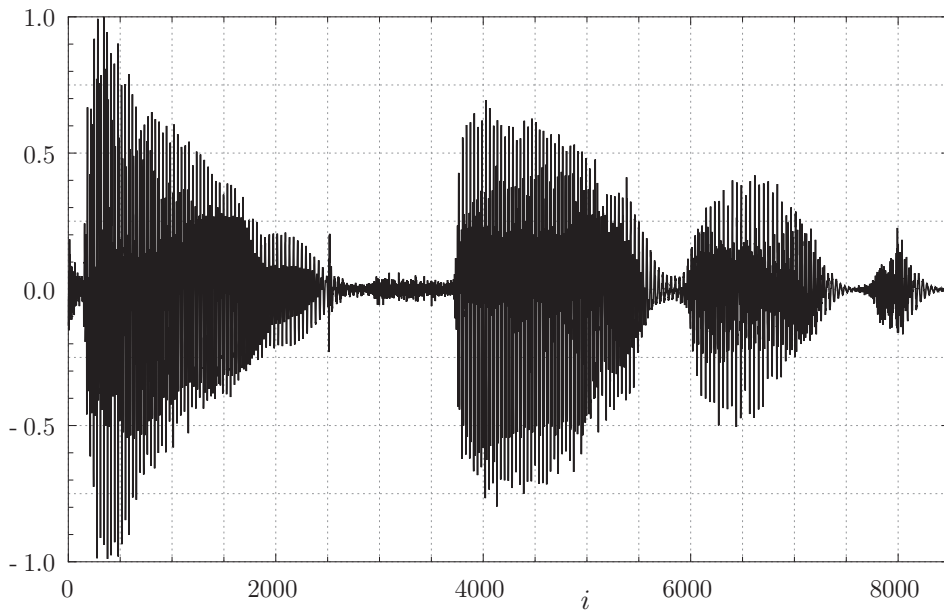


Fig. 5. Normalized samples s_i of speech signal sampled with 8 kHz sampling rate.

The resulting MMA is shown in figure 4. Additionally shown is the FIR DAF performance when the adaptation is driven by the original speech signal s_i , which represents the classical approach [Messerschmitt, 1984],[Haykin, 2001]. Although the chaotically coded speech signal does not even lead close to the performance of white Gaussian noise, it leads to an adaptation that is significantly better than that achieved by the original speech signal. The simulation results suggest that, when the chaotic sequences generated by the LM are intended to be used as drive signals for LMS FIR DAF channel estimation schemes, the chaotic modulation schemes shall ensure that λ remains close to 4.

In the preceding simulations the damping parameter has been set to the upper bound estimated by (28), and it is instructive to study the effect of variations from this bound. The simulation results shown in figure 6 confirm that any variation from the upper bound (28) impairs the performance. Moreover increasing μ eventually leads to instability. It should be noticed that even for the upper bound the FIR DAF may not be stable if the transmitted sequence is contaminated with additive disturbing signals and noise, so that μ should be lower than the maximum in (28).

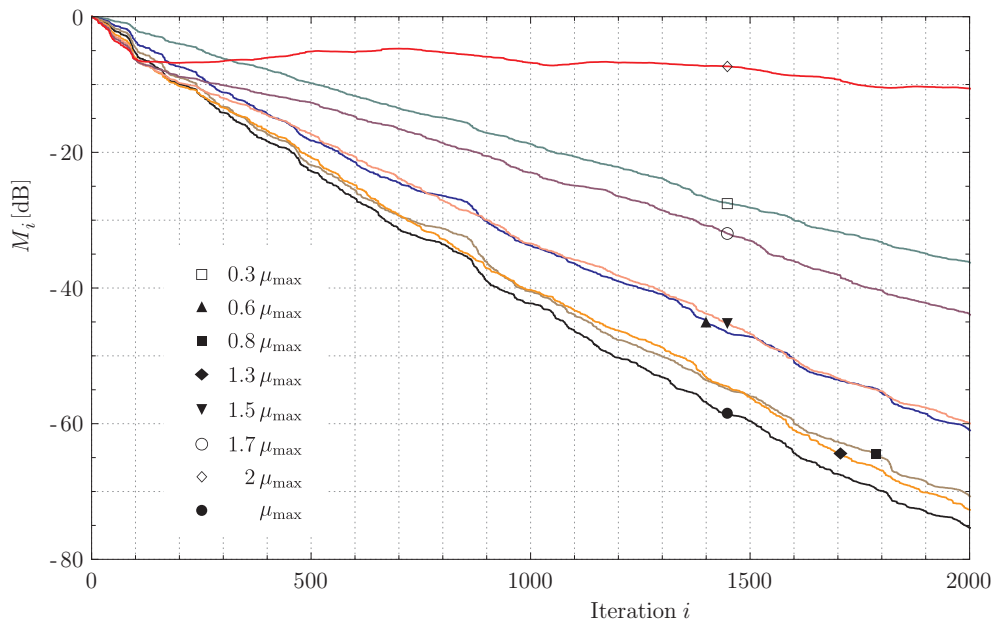


Fig. 6. Adaptation performance of FIR DAF when driven by $\{x_i - \bar{x}\}$ generated by f_4 for different values of the damping parameter μ in the LMS scheme. Any deviation from the maximal value $\mu_{\max} = 16/(3 + 2m)$ clearly impairs the performance.

5. Summary

The logistic map has been proposed for use in chaotic coding and spread spectrum transmission systems. The statistical properties of sequences $\{x_i\}$ generated by the logistic map f_4 are deemed ideal for channel estimation. This assumption was based solely on numerical simulation results. In this contribution the higher order statistical moments and the autocorrelation of the ergodic chaotic logistic map f_4 are derived. It is proven that samples of the zero-mean sequence $\{x_i - \bar{x}\}$ are uncorrelated and exhibit a flat power spectral density.

Upon these results the performance of FIR digital adaptive filters (DAF) is analyzed when updated by a least mean squares (LMS) algorithm. It is shown analytically that using zero-mean sequences of f_4 leads to the maximal possible FIR DAF performance, which is for instance achieved by white Gaussian noise. An optimal value for the damping parameter in the LMS scheme when driven by $\{x_i - \bar{x}\}$ is derived. These considerations are confirmed by the presented simulation results.

It can be concluded that the ergodic logistic map f_4 does in fact generate sequences that are ideal for channel estimation and spread spectrum applications. Since this does not strictly apply to the logistic map f_λ with

$\lambda < 4$ it can also be concluded that for such applications the chaotic modulation scheme must ensure that λ remains close to 4. The analytical treatment of the statistics of the chaotic f_λ for $\lambda < 4$ is still an open problem, however.

References

- Alvarez, G., Montoya, F., Romera, M. & G. Pastor [2003] "Cryptanalysis of an ergodic chaotic cipher", *Physics Letters A*, **311**(2-3), 172-179
- Baptista, M. S. [1998] "Cryptography with chaos", *Physics Letters. A*, **240**(1-2), 50-54
- Bronstein, I.N., Semendyayev, K.A., Musiol G. & Muehlig, H. [2002] *Handbook of Mathematics* (Springer)
- Carroll, T.L. [1995] "Communicating with use of Filtered Synchronized Chaotic Signals", *IEEE Trans. Circuits Syst.* **42**, 105-110
- Chen, S.L., Chang, S.M., Lin, W.W. & Hwang, T. [2008] "Digital secure-communication using robust hyper-chaotic systems", *Int. J. Bifurcation Chaos* **18**(11), 3325-3339
- Deane, J.H.B. & Jefferies, D.J. [2000] "Chaotic dynamics and forbidden words", *Applied Complexity*, Proc. Complex 2000 Conference, Dunedin, New Zealand, 265-273
- Ditto, W.L., Murali, K. & Sinha, S. [2009] "Construction of a Chaotic Computer Chip", in *Understanding Complex Systems* (Springer Berlin, Heidelberg)
- Feng, J.C. & Tse, C.K. [2001] "On-line adaptive chaotic demodulator based on radial-basis-function neural networks", *Physical Review E*, **63**
- Feng, J., Tse, C.K. & Lau, F.C.M. 2004] "Reconstruction of chaotic signals with application to channel equalization in chaos-based communication systems", *Int. J. Commun. Syst.* **17**, 217-232
- Goodwin, G. C. & Sin, K. S. [1984] *Adaptive Filtering Prediction and Control* (Prentice Hall, Englewood Cliffs, New Jersey)
- Hai, W. & Jiandong, H. [1997] Logistic-Map Chaotic Spread-Spectrum Sequence, *Acta Electronica Sinica*, **25**(1), 19-23
- Haykin, S. [2001] *Adaptive Filter Theory*, 4th Ed.(Prentice Hall)
- Kocarev, L. & Jakimoski, G. [2001], "Logistic map as a block encryption algorithm", *Physics Letters A*, **289**(4-5), 199-206
- Kocarev, L. [2001] "Chaos-based cryptography: A brief overview", *IEEE Circuits and Systems Magazine*, **1**(3), 6-21
- Kolumbán, G. & Krébesz, T. [2009] "Chaotic Communications with Autocorrelation Receiver: Modeling, Theory and Performance Limits", in L. Kocarev, Z. Galias, S. Lian (Eds.): *Intel. Computing Based on Chaos* (SCI 184, Springer), 121-143
- Lau, F.C.M. & Tse, C.K. [2003] *Chaos-Based Digital Communication Systems* (Springer, Heidelberg)
- Leung, H., Yu, H., Murali, K. [2002], Ergodic chaos-based communication schemes, *Phys. Rev. E*, **66**(3)
- Martinez-Guerra, R. & Yu, W. [2008] "Chaotic Synchronization and Secure Communication via Sliding-Mode Observer", *Int. J. Bifurcation and Chaos*, **18**(1), 235-243
- Matsumoto, T. [1984] "A Chaotic Attractor from Chua's Circuit", *IEEE Transactions on Circuits and Systems*, **31**(12), 1055-1058
- Mazzini, G.; Setti, G. & Rovatti, R. [1997] "Chaotic complex spreading sequences for asynchronous DS-CDMA. I. System modeling and results", *IEEE Transactions on Circuits and Systems I: Fundamental Theory and Applications*, **44**(10) 937-47
- Messerschmitt, D.G. [1984], "Echo cancellation in Speech and Data Transmission", *IEEE Journal on Selected Areas in Communications*, **2**(2), 283- 297
- Mi, B., Liao, X. & Chen, Y. [2008], "A novel chaotic encryption scheme based on arithmetic coding", *Chaos, Solitons and Fractals*, **38**, 1523-1531
- Müller, A. & Elmirghani, J.M.H. [1999] "Channel estimation algorithm based on chaotic signals and artificial Neural Networks", *Proc. IEEE International Conference on Communication (ICC)*, 6-10 June, 1999 Vancouver, British Columbia, Canada
- Müller, A. & Elmirghani, J.M.H. [2002], "Novel Approaches to Signal Transmission Based on Chaotic Signals and Artificial Neural Networks", *IEEE Trans. on Communications*, **50**(3), 384-390

- Parlitz, U., Chua, L.O., Kocarev, L., Halle, K.S. & Shang, A. [1992], "Transmission of Digital Signals by Chaotic Synchronization", *Int. J. Bifurcation Chaos* **2(4)**, 973-977
- Ott, E. [2001] *Chaos in dynamical systems* (Cambridge Uni. Press)
- Parlitz, U. & Kocarev, L. [1997], "Using Surrogate Data Analysis for Unmasking Chaotic Communication Systems", *Int. J. Bifurcation and Chaos*, **7(2)**, 407-413
- Patidar, V. & Su, K.K. [2009], "A Pseudo Random Bit Generator Based on Chaotic Logistic Map and its Statistical Testing", *Informatica* **33**, pp. 441-452
- Pecora, L.M. & Carroll, T.L. [1990] "Synchronization in chaotic systems", *Physical Review Letters* **64(8)**, 821-824
- Rovatti, R., Setti, G. & Mazzini, G. [1998] "Chaotic complex spreading sequences for asynchronous DS-CDMA. Part II. Some theoretical performance bounds," *IEEE Transactions on Circuits and Systems I: Fundamental Theory and Applications*, **45(4)** 496-506
- Schuster, H.G. & Just, W. (2005) *Deterministic Chaos* (WILEY-VCH Verlag, Weinheim)
- Senani, R. & Gupta, S.S. [1998] "Implementation of Chua's chaotic circuit using current feedback op-amps", *Electronics Letters*, **34(9)**, 829-830
- Tse, C.K., Kolumban, G. & Lau, F.C.M. (eds.) [2005] Special Issue on "Applications of Chaos in Communications", *Circuits, Systems, and Signal Processing*, **24(5)**
- Tou, J., Yip, P. & Leung, H. [1999] "Spread-spectrum signals and the chaotic logistic map", *Circuits, Systems, and Signal Processing* **18(1)**, 59-73
- Ulam, S. & von Neumann, J. [1974] "On combination of stochastic and deterministic processes", *Bull. Am. Math. Soc.*, **53**, 1120
- Vitali, S. & Setti, G. [2005] "On the Performance of Chaos-Based Multicode DS-CDMA Systems", *Circuits, Systems, and Signal Processing* **24(5)**, 475-495
- Wang, M.J., Wang, X.Y. & Pei, P.N. [2011] "A new digital communication scheme based on chaotic modulation", *Nonlinear Dynamics*, Doi: 10.1007/s11071-011-0053-z
- Widrow, B. & Stearns, S.D. [1985] *Adaptive Signal Processing* (Prentice Hall)
- Yang, T., Chua, L.O. [2000] "Chaotic impulse radio: A novel chaotic secure communication system", *Int. J. Bifurcation Chaos* **10(2)**, 345-357
- Yang, T. [1999] "Chaotic secure communication systems: History and new results", *Telecommunications Review*, **9(4)**, 597-631
- Ye, L., Chen, G. & Wang, L. [2005] "Essence and Advantages of FM-DCSK Versus Conventional Spread-Spectrum Communication Methods", *Circuits, Systems, and Signal Processing* **24(5)**, 657-673