

The DeepLog Neurosymbolic Machine

Vincent Derkinderen^{*, a} Robin Manhaeve^{*, a} Rik Adriaensen^a
 Lucas Van Praet^a Lennert De Smet^a Giuseppe Marra^{†, a}
 Luc De Raedt^{†, a}

^a Department of Computer Science and Leuven.AI, KU Leuven, Belgium
 firstname.lastname@kuleuven.be

Abstract

We contribute a theoretical and operational framework for neurosymbolic AI called DeepLog. DeepLog introduces building blocks and primitives for neurosymbolic AI that make abstraction of commonly used representations and computational mechanisms used in neurosymbolic AI. DeepLog can represent and emulate a wide range of neurosymbolic systems. It consists of two key components. The first is the DeepLog language for specifying neurosymbolic models and inference tasks. This language consists of an annotated neural extension of grounded first-order logic, and makes abstraction of the type of logic, e.g. boolean, fuzzy or probabilistic, and whether logic is used in the architecture or in the loss function. The second DeepLog component is situated at the computational level and uses extended algebraic circuits as computational graphs. Together these two components are to be considered as a neurosymbolic abstract machine, with the DeepLog language as the intermediate level of abstraction and the circuits level as the computational one. DeepLog is implemented in software, relies on the latest insights in implementing algebraic circuits on GPUs, and is declarative in that it is easy to obtain different neurosymbolic models by making different choices for the underlying algebraic structures and logics. The generality and efficiency of the DeepLog neurosymbolic machine is demonstrated through an experimental comparison between 1) different fuzzy and probabilistic logics, 2) between using logic in the architecture or in the loss function, and 3) between a standalone CPU-based implementation of a neurosymbolic AI system and a DeepLog GPU-based one.

1 Introduction

Neurosymbolic artificial intelligence is a broad research field focusing on the integration of learning and reasoning. Although there are many views on neurosymbolic artificial intelligence, we view it as combining logic-based AI techniques with neural networks and deep learning, in line with Garcez and Lamb (2023). The interest in this field has sharply risen in the past few years due to the attention for trustworthy AI (Garcez and Lamb, 2023). Neurosymbolic AI promises to enhance the interpretability, robustness, and data-efficiency of neural network-based models by exploiting knowledge formulated in a symbolic, often logic-based manner.

However, the field of neurosymbolic AI is fragmented: there exist numerous neurosymbolic AI systems and their commonalities and differences are poorly understood today. What is lacking is a theoretical framework for neurosymbolic AI defining what the building blocks and primitives for neurosymbolic AI are, and a corresponding implementation in open-source software packages that smoothly incorporates these into standard machine learning software. It is this combination of theory and software that both enabled and accelerated the deep learning revolution. Indeed, there exist many related open-source software packages that allow to develop neural network models (Abadi et al., 2015; Bradbury et al., 2018; Ansel et al., 2024). These packages provide composable and efficient components, thereby enabling rapid prototyping, which has led to some forms of standardization of deep learning. Importantly, the development of appropriate tools has gone hand-in-hand with the creation of building blocks and primitives for neural models, deepening our understanding of the core concepts underlying neural computation. As such, developing such software is not merely a practical task – it also plays a crucial role in establishing

^{*}First authors

[†]Senior authors

robust theoretical foundations. It is precisely this gap in the state of the art in neurosymbolic AI that we want to fill.

Contribution More specifically, we contribute the DeepLog framework for neurosymbolic AI. DeepLog is a neurosymbolic machine consisting of two key components: **(1)** the DeepLog language that allows to express a wide range of existing neurosymbolic AI systems that combine logic and neural networks, and **(2)** an underlying computational graph representation based on algebraic circuits. The DeepLog language is not a high-level language, but is situated at an intermediate level that is similar to that of propositional logic in knowledge representation. Together with the circuits, DeepLog can be viewed as a kind of abstract machine that can be used to construct novel and reconstruct existing neurosymbolic frameworks and systems. DeepLog is based on the identification and operationalization of fundamental components of neurosymbolic AI systems gathered in a series of analyses, surveys and tutorials (De Raedt et al., 2016; Marra et al., 2024; De Smet and De Raedt, 2025) such as the logic that is used, e.g. Boolean, fuzzy, probabilistic or a combination of these, the types of query that can be answered, and the computational mechanism for performing inference. DeepLog can therefore be used for theoretical studies of computational aspects of neurosymbolic AI. To exemplify this, we illustrate how the underlying algebraic circuits can be optimized for efficiency. DeepLog is also operational as expressions in the DeepLog language can be compiled into circuits that are directly usable for learning and inference. It is implemented in software and can therefore be used for a direct evaluation and comparison of the different choices one can make in neurosymbolic AI. To exemplify this, we introduce an experimental comparison between different fuzzy and probabilistic logics on some well-known benchmarks.

Assumptions DeepLog is based on the following assumptions:

- **A common three level architecture for neurosymbolic AI.** By analogy to contemporary knowledge representation and neural network languages and software, we distinguish three levels for neurosymbolic AI models and systems. The first is the higher-level in which the models are described, for example, Answer Set Programs in knowledge representation, and DeepProbLog (Manhaeve et al., 2021) and Logic Tensor Networks (Donadello et al., 2017) in neurosymbolic AI. Although they allow to define models in a compact manner, they often possess an intricate semantics that is model-specific and relies on particular assumptions.

The second or intermediate level operationalizes the semantics of the high-level model, for instance, through propositional logic in knowledge representation, grounded (and possibly annotated) logical theories in answer set programming, and standard layers in TensorFlow or PyTorch. The intermediate level encodes *what* should be calculated in a more primitive and commonly used language but it does not specify *how* this should be calculated. For neurosymbolic AI systems, such an intermediate language is still missing, and DeepLog wants to fill that gap. The third level is the computational one. At this level, models are expressed through simple computational operations (such as conjunctions, additions, multiplications, tensor operations) typically organised in a computational graph or circuit.

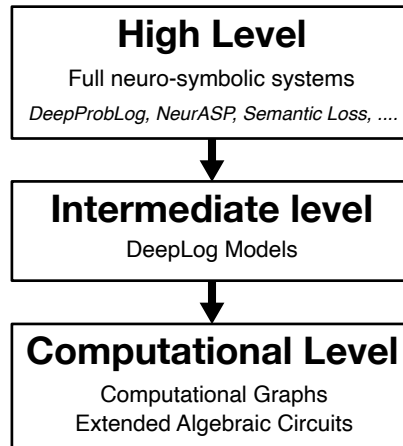


Figure 1: The three level architecture for neurosymbolic AI

- **A neurosymbolic abstract machine.** DeepLog is not aimed at developing a high-level lingua franca for neurosymbolic AI, as such an attempt is likely to fail given that there is not yet a generally agreed upon lingua franca for specifying models in knowledge representation. DeepLog rather operates at the intermediate and computational level. Motivated by the prevalent use of propositional logic (or, equivalently grounded first-order logic) in knowledge representation and neurosymbolic AI, DeepLog is based on a neural extension of grounded first order logic at the intermediate level. The computational level is based on extended algebraic circuits as computational graphs. Thus, DeepLog operates at the second and third level, and can therefore be considered as *a neurosymbolic abstract machine*.
- **Based on a unifying formal definition of neurosymbolic AI.** DeepLog is based on a unifying formal definition of neurosymbolic AI by De Smet and De Raedt (2025), who show that inference in numerous neurosymbolic AI systems can be viewed as aggregation over the product of a logic function and a belief function. By varying the aggregation operator, logic and belief functions, their definition makes abstraction of many contemporary neurosymbolic AI systems, regardless of whether they are based on Boolean, fuzzy or probabilistic logics, or on a first-order or logic programming based semantics. We adopt their theoretical definition and turn it into an operational and computational perspective in the DeepLog neurosymbolic machine.
- **Labelling functions as a fundamental abstraction.** The key step in operationalizing the definition of De Smet and De Raedt is the introduction of *labelling functions*. These labelling functions, based on the model-based approach to the semantics of symbolic languages (Tarski, 1983; Chang and Keisler, 1990), assign values to interpretations of symbolic languages and provide a unified framework for various fundamental paradigms, including predicate logic, probability theory, fuzzy logic, logic programming, etc. We will demonstrate that many existing neurosymbolic frameworks and tasks can be understood as compositions of such basic labelling functions. This also allows a natural interpretation of neural components as parametric labelling functions. For instance, DeepProbLog can be interpreted as a combination of a logic programming labelling function and a neurally-parametrized probabilistic labelling function, while Logic Tensor Networks (LTN) correspond to a neurally-parametrized fuzzy logic labelling function. This compositional perspective within a formal framework has been largely absent in the neurosymbolic AI landscape, where most foundational work on neurosymbolic AI theory has tended to be informal and descriptive (Marra et al., 2024; van Harmelen and ten Teije, 2019), or limited to specific classes of neurosymbolic systems (Dickens et al., 2024).

Moreover, this compositional perspective draws a parallel between labelling functions in neurosymbolic systems and Layers (or Modules) in deep learning frameworks, like PyTorch or Tensorflow. By formalizing labelling functions as an abstraction, DeepLog enables the modular design of neurosymbolic frameworks. This abstraction allows for the reuse and recombination of existing labelling functions while preserving the flexibility to define novel ones.

Along with the definition of the DeepLog neurosymbolic machine at the intermediate and computational level, we contribute the *DeepLog* software¹: a package that implements the DeepLog theory targeting neurosymbolic AI. DeepLog’s flexible and efficient components result in a common and powerful platform for implementing novel and existing neurosymbolic AI systems. This in turn facilitates empirical investigations into different components of neurosymbolic AI systems.

Summary We contribute *DeepLog*, an abstract neurosymbolic machine that functions both as a theoretical framework and as a practical software package. It operates at the intermediate and computational level of neurosymbolic AI.

More specifically, the distinguishing features of DeepLog are that

1. DeepLog consists of *a formal language for defining neurosymbolic systems*, the DeepLog language is based on a neurally extended grounded first-order logic,
2. DeepLog offers *a computational framework for inference and learning*, based on extended algebraic circuits as computational graphs,
3. DeepLog models are *mathematically defined so that they can be computationally analysed and used for optimisation*, by reasoning about and restructuring its circuits and computational graph,

¹The DeepLog software will be made publicly available upon acceptance of the paper.





4. DeepLog is *operational and implemented in software*,
5. DeepLog can *emulate a wide range of neurosymbolic AI systems*, as we shall show in the experimental section,
6. DeepLog is *modular* as DeepLog models and components can be composed in a flexible manner.



As DeepLog allows to reconstruct and emulate many existing neurosymbolic systems, it provides a novel unifying perspective on the field, which should pave the way towards an operational understanding of the commonalities and differences of neurosymbolic systems, and consequently, towards a deeper understanding of the key concepts and primitives underlying neurosymbolic AI.

2 Illustrating the DeepLog Framework

In this section, we provide a first illustration of the three levels of neurosymbolic AI, focusing on an intuitive explanation of the DeepLog neurosymbolic machine. DeepLog is a rather technical framework, therefore some details of the model will become clearer only later in this work.

As a running example, we will consider variations of the task of predicting whether an alarm should be activated. We know that the alarm must be activated when there is a **burglary** or an **earthquake**. In addition to this knowledge, there is data: the videostream from a camera (denoted as variable **Video**), and time series data from a seismic sensor (denoted as variable **Seismic**). The approach is to learn a neural detection model for each concept, i.e. for **burglary(Video)**, for **earthquake(Seismic)**, and possibly for some other predicates that we may be using later on (such as **alarm(Video, Seismic)**).

A neurosymbolic model could be used (and trained) to query for the probability that a specific video instance  and seismic data  indicate an alarming situation, which occurs when **burglary()** \vee **earthquake()** holds. A high-level modeling language that could be used to represent this is Deep-Problog (Manhaeve et al., 2018). The model would look as follows. For more info on the syntax, we refer to Appendix D.

```
nn(classifier1, Video) :: burglary(Video).
nn(classifier2, Seismic) :: earthquake(Seismic).
?- burglary() ∨ earthquake(.
```

The purpose of this example is to illustrate how the neural networks **classifier1** and **classifier2** can be used to estimate the probabilities of a **burglary** and an **earthquake**, respectively. Let e represent earthquake and b represent burglary. We can define the probability that there is a burglary or an earthquake using the following components:

- Defining the logic formula: $\varphi(b(S), e(V)) = b(S) \vee e(V)$ where the idea is that $b(V)$ and $e(S)$ are Boolean atoms that can be assigned values *true* and *false* in a possible world once a video V and a seismic sensor reading S has been provided;
- Defining the belief function: $Prob(b(V), e(S)) = Prob(b(V)) \times Prob(e(S))$, with

$$Prob(b(V)) = \begin{cases} nn_1(V) & \text{if } b(V) \text{ is true,} \\ 1 - nn_1(V) & \text{otherwise} \end{cases}$$

$$Prob(e(S)) = \begin{cases} nn_2(S) & \text{if } e(S) \text{ is true,} \\ 1 - nn_2(S) & \text{otherwise} \end{cases}$$

where nn_i refers to the neural networks that predict the probabilities using V and S as inputs;

- The probability of the formula φ holding in any possible world is then the aggregation over all the possible assignments of *true* and *false* to $b(V)$ and $e(S)$:

$$\sum_{b(V) \in \{t, f\}} \sum_{e(S) \in \{t, f\}} \varphi(b(V), e(S)) \times Prob(b(V), e(S)) \quad (1)$$

While the example above relies on Boolean logic and a probabilistic belief function, alternatives choices are possible, for instance using fuzzy logic or a hybrid fuzzy-probabilistic approach, cf. De Smet




Figure 2: Formula (left) and the corresponding optimized computational circuit (right) for the running example, predicting whether a burglary or earthquake occurs.

and De Raedt (2025); Marra et al. (2024) and below. These choices are made explicit in the DeepLog intermediate language by specifying the algebraic structure in which they are interpreted and computed. The core of the resulting formula in the intermediate language is as follows, where \mathbb{B} and \mathbb{P} denote the Boolean and probabilistic algebraic structures, respectively:

$$\varphi_{\mathbb{P}}(V, S) = \sum_{b(V)} \sum_{e(S)} (b(V)_{\mathbb{B}} \vee_{\mathbb{B}} e(S)_{\mathbb{B}})_{\mathbb{P}} \times_{\mathbb{P}} (b(V)_{\mathbb{P}} \times_{\mathbb{P}} e(S)_{\mathbb{P}})$$

The advantage of this explicit formulation is that it facilitates the modeling of alternative semantics and reasoning systems by simply modifying the formula and the underlying algebraic structures, \mathbb{B} and \mathbb{P} . For instance, one can transition from DeepProbLog to a probabilistic fuzzy logic semantics (Marra et al., 2019; Pryor et al., 2023) by replacing the Boolean logic structure \mathbb{B} with a t-norm-based fuzzy logic structure \mathbb{F} , while keeping the rest of the formalization and computational procedures unchanged. This substitution effectively captures the *unique* core difference between the frameworks, while preserving all other components. We view this modularity as a fundamental feature for any framework aiming to advance the development of neurosymbolic AI.

The DeepLog intermediate level can be mapped onto the computational one using algebraic circuits as computational graphs, which make the elementary operations and computations explicit. They can be used for inference and learning through differentiation. The computational graph that corresponds to our running example, and the optimized circuit for it, are both shown in Figure 2 and will be explained in Section 6.2.

3 Analysing Neurosymbolic AI

The field of neurosymbolic AI is broad and encompasses a wide range of approaches. Although there is not yet a universally accepted theory of neurosymbolic AI, Marra et al. (2024) analyse state-of-the-art models and techniques along a number of important dimensions that we now summarize as an introduction to the field. Throughout this paper, we assume familiarity with first-order logic and logic programming. For an in-depth explanation, we refer to Flach (1994).

3.1 Constraints vs. Rules

One of the most fundamental divisions in neurosymbolic AI arises from differing interpretations of logic — whether logic sentences should be viewed as a system of constraints or as a set of rules or definitions.

Constraints. In the first perspective, logic formulas are treated as constraints over a set of variables, and reasoning is framed as the process of finding variable assignments that satisfy these constraints, much like in satisfiability (SAT) problems. This boils down to a model-theoretic perspective on logic. A large class of neurosymbolic systems adopts this approach by leveraging neural networks to output values for the variables for which satisfying assignments are sought. In these models, logic constraints are incorporated **as loss functions**, guiding the training of neural networks. As a result, reasoning is effectively reinterpreted as a learning process: rather than explicitly searching for valid assignments, the model is trained to penalize those assignments that violate the given constraints. This approach embeds knowledge as a form of regularization, complementing standard supervised learning by softly enforcing logical consistency.

Constraints

Consider the task above of predicting whether an `alarm` should be activated. In the constraint approach, one could learn a model for each individual concept: one for `alarm(Video,Seismic)`, one for `burglary(Video)` and one for `earthquake(Seismic)`. We can enhance those models by using the additional knowledge—the conditions under which an alarm should be activated. In practice, this means incorporating the logical constraint below into a differentiable loss function that penalises inconsistent predictions, i.e. those predictions that are inconsistent with respect to the constraint.

$$\forall \text{Video, Seismic} : \text{alarm}(\text{Video}, \text{Seismic}) \leftrightarrow (\text{burglary}(\text{Video}) \vee \text{earthquake}(\text{Seismic}))$$

Rules as definitions. The second perspective views logical rules as definitions, i.e. the rules define predicates in terms of other predicates, and the logic becomes a kind of formal rewrite system. In this perspective, reasoning means iteratively applying these rules to derive conclusions (the defined symbol) from given premises (the symbols used in the definition). This perspective more naturally adheres to the proof-theoretic perspective in logic. Another major class of neurosymbolic AI systems follows this paradigm, using neural networks to compute premises that are then processed through logical definitions to infer conclusions. Differentiable instantiations of these inference steps enable logic to be integrated directly into the **forward pass of the neural architecture**, effectively functioning as an additional computational layer (De Raedt et al., 2020).

Definitions

Consider now the case in which `alarm(Video,Seismic)` is not explicitly modelled but we can use the additional knowledge to infer its value from the other predicted concepts. This is a hybrid model where we first have neural models for `burglary(Video)` and `earthquake(Seismic)`, which are then combined explicitly using an additional neurosymbolic layer to predict `alarm(Video,Seismic)`. This neurosymbolic layer is based on the same logical rule, but seen as a definition of the left-hand side atom `alarm(Video,Seismic)`, now written as a logic program:

```
alarm(Video,Seismic) :- burglary(Video).  
alarm(Video,Seismic) :- earthquake(Seismic).
```

In other words, instead of predicting `alarm` independently and then check its consistency w.r.t. `burglary` and `earthquake`, we directly compute `alarm` based on them. Therefore, this constraint is enforced by construction of the architecture and the predictions are guaranteed to adhere to the rule. This is not the case for the constraint-approach.

In both cases, logic—and the knowledge it represents—serves as an inductive bias in learning. When logic is treated as constraints, this bias is soft, as the constraints are relaxed into differentiable penalties. This relaxation allows for computational efficiency, enabling the use of complex logical constraints during training while maintaining tractability for inference. Conversely, when logic is incorporated as rules or definitions, it imposes a hard bias, directly structuring the reasoning process within the model as an additional computation.

3.2 Syntax and Semantics

Within knowledge representation, there exists a wide range of logics that are used in artificial intelligence. They typically build upon first-order logic and can be distinguished along the following dimensions.

Propositionalization. In a first-order logic, one can use variables and quantifiers in expressions. In a propositional logic the predicates do not have arguments, that is, they are of arity 0. Throughout this paper, we will consider ground atoms (i.e. atoms that do not contain variables) as propositions. Nearly all neurosymbolic models define their logical semantics—including probabilistic and fuzzy extensions—through propositional representations. Consequently, effective techniques are required to translate first-order logical theories and logic programs into equivalent propositional theories. This translation is usually performed through *grounding*. Grounding a first-order theory is the process of systematically

substituting all variables by all possible constants (or ground terms). Grounding a first-order logic formula effectively reduces it to a set of propositional formulae, one for each substitution. This process can generate an exponential number of propositional formulae, posing significant computational challenges. An alternative to grounding when performing inference, is to employ *theorem-proving* techniques that selectively instantiate only the subset of propositions relevant to a given query. This approach significantly reduces the computational burden, making reasoning more efficient in practice.

Grounding vs theorem-proving

One well-known example in the neurosymbolic community is that of the MNIST addition, where the classification of two individual digits are summed. For this example, we can consider the two images to be constant tensors $i1$ and $i2$. For the variables we have the two classifications $D1, D2 \in \{0, \dots, 9\}$, and all possible sums $S \in \{0, \dots, 18\}$.

We have the following rule:

$$\forall D1, D2, S : \text{addition}(i1, i2, S) \leftrightarrow \text{digit}(i1, D1) \wedge \text{digit}(i2, D2) \wedge \text{sums}(D1, D2, S)$$

and the following facts: $\text{sums}(0, 0, 0)$, $\text{sums}(1, 0, 1)$, . . . , $\text{sums}(9, 9, 18)$. When grounding out the rule, we get $10 \times 10 \times 19 = 1900$ instantiations. When using theorem proving, we only get the relevant instantiations: 1 instantiation for $\text{addition}(i1, i2, 0)$, 5 for $\text{addition}(i1, i2, 4)$, etc.

Semantics. Once a propositional theory has been obtained, neurosymbolic systems further diverge in how they interpret this representation, specifically in their underlying semantics or meaning. In systems based on full first-order logic, semantics is typically defined in terms of all possible models—that is, all assignments of truth values to logical variables that satisfy the given theory. This interpretation aligns with the open-world assumption, where facts that cannot be proven are considered unknown rather than false. In contrast, logic programming approaches adopt a more restrictive semantic framework, typically defined in terms of the unique minimal model (for definite clausal logic). This model represents the assignment that satisfies the theory while minimizing the number of propositions assigned as true. This approach is closely associated with the closed-world assumption, where facts that cannot be proven are assumed to be false. Alternatives semantics, e.g. the *stable model semantics* of Answer Set Programming (ASP), take different approaches for more expressive fragments of logic programming. While these differences are very well known in the logic and logic programming literature, their subtle differences have been less exploited in the neurosymbolic frameworks. Similar logical expressions may target different models in different semantics and, therefore, they can result in very different learning problems. In other words, two syntactically identical logical formalisms (and formulae) that are interpreted in a different semantics may lead to different neurosymbolic systems based on very different neural networks and computational graphs.

3.3 Fuzzy vs Probabilistic

A last key differentiating factor in the context of neurosymbolic AI is the extension of classical discrete (Boolean) semantics to continuous domains. This extension is crucial for integrating the reasoning capabilities of logic with the learning mechanisms of neural networks. We can categorize systems into two broad classes: fuzzy logics and probabilistic logics.

Fuzzy logic. Fuzzy logic systems generalize Boolean semantics by allowing any value within the interval $[0, 1]$, rather than being restricted to True or False. This framework is grounded in t-norm theory, where logical conjunction is interpreted as a t-norm function $t : [0, 1] \times [0, 1] \rightarrow [0, 1]$. Fuzzy logic introduces an *alternative* logical semantics distinct from Boolean logic. This framework has different properties, satisfies different theorems, and was originally developed to handle vagueness. Many properties that hold in Boolean logic do not necessarily hold in fuzzy logic. While this distinction is significant, the application of fuzzy logic in neurosymbolic AI is often relatively naive: it is typically regarded as a continuous relaxation of existing Boolean logic theories. This has the advantage of enabling differentiability in a computationally efficient way, but comes at the cost of a less transparent semantic interpretation and weaker connections to the original Boolean theory, certainly when multistep inference and chaining is performed.

Probabilistic logic. Probabilistic logic systems, in contrast, take a different approach by defining probability distributions over discrete structures. These systems can be further divided into two major paradigms: those that assign probability distributions over models (model-theoretic perspective) and those that assign probability distributions over proofs or logical derivations (proof-theoretic perspective). Different from fuzzy logic, probabilistic logic functions as an *additional* semantic layer built upon Boolean logic, rather than as an alternative to Boolean logic. Therefore, in probabilistic logic, Boolean logic is still a special case. Unlike fuzzy logic, which addresses vagueness, probabilistic logic is designed to handle uncertainty, which aligns more naturally with the machine learning principles in neurosymbolic AI.

4 Unifying Neurosymbolic AI

In a recent paper (De Smet and De Raedt, 2025), neurosymbolic AI models are defined formally in a way that abstracts the inference tasks and representations of well-known neurosymbolic AI systems, such as SPL (Ahmed et al., 2022), NeurASP (Yang et al., 2020), LTN (Donadello et al., 2017), and others. In the present paper, we adopt and operationalize this mathematical framework. We will now first present the intuitions behind their framework, and then, in Section 5, we discuss our generalisation.

A key observation that inspired their mathematical framework is that “the vast majority of neurosymbolic AI models combine *logic* with *beliefs*”. This observation naturally led to the view of neurosymbolic inference as aggregation \int of the product of a logic function l and a belief function b_{θ} over logical interpretations I , which they formalize as:

$$F_{\theta}(\varphi) = \int_{I \in \Omega} l(\varphi, I) b_{\theta}(\varphi, I) dI. \quad (2)$$

For the purposes of the present paper, it is not necessary to understand the full technical details of the notation and the mathematical definition as the DeepLog language employs a more operational notation for neurosymbolic inference. So, for ease of exposition, we will only provide an intuitive explanation and illustration of their framework and refer to De Smet and De Raedt (2025) for technical details.

- The logic function l operates over sentences φ in any logical language L , including very expressive logics such as first-order logic and logic programs, and logical interpretations (possible worlds) I for the formula φ . $l(\varphi, I)$ then denotes the (fuzzy or boolean) truth-value of the formula φ in the interpretation I .
- The belief $b_{\theta}(\varphi, I)$ can be interpreted as a weight indicating the degree of belief (or probability) that the logic sentence φ is satisfied under the given interpretation I . The belief function b_{θ} is parametrized by the weights θ of a neural network (or probabilistic model).
- The aggregation operator $\int_{I \in \Omega}$ typically computes a kind of expectation of the product. Thus the function $F_{\theta}(\varphi)$ can be interpreted as the expected belief that the formula is satisfied in a possible world from Ω .

The reader familiar with statistical relational artificial intelligence, or neural probabilistic logics such as Semantic Loss (Xu et al., 2018) and DeepProbLog (Manhaeve et al., 2021), may recognize the resemblance to weighted model counting and weighted model integration (Chavira and Darwiche, 2008; Belle et al., 2015; Kimmig et al., 2017).

At this point it is instructive to revisit the example provided in Section 2, where the aggregation, logic and belief functions are made explicit:

$$\sum_{b(V) \in \{t, f\}} \sum_{e(S) \in \{t, f\}} \varphi(b(V), e(S)) \times Prob(b(V), e(S)).$$

This Equation is an aggregation over all possible interpretations over the atoms $b(V)$ and $e(S)$, while the formula $\varphi(b(V), e(S))$ denotes the disjunction of the two atoms. So the logic part holds for the interpretations $\{b(V) := t; e(S) := t\}$, $\{b(V) := t; e(S) := f\}$ and $\{b(V) := f; e(S) := t\}$. The belief function $Prob(b(V), e(S))$ is a combination of two neural networks, $nn_1(V)$ and $nn_2(S)$.

5 Generalizing Neurosymbolic AI

In Section 4, we discussed the definition of neurosymbolic inference as a means to semantically unify a wide range of neurosymbolic AI methods. While this definition provides a powerful abstraction, we identify several aspects that motivate a further operational generalization.

First, the belief function b_θ and logic function l share the same signature, suggesting that they are not fundamentally different but rather instances of a common underlying building block: labelling the value of a formula given an interpretation. We formalise this idea through the notion of a *labelling function*. While doing this, we explicitly distinguish a *truth value* (e.g. true, false, a fuzzy score, ...) from the belief or probability that we associate to it (i.e. the *label*).

Second, the restriction to exactly two functions combined by a single aggregation operation appears unnecessarily strict. Some settings may require reasoning about multiple interacting concepts, which need to be valued using nested aggregations. To address this, we introduce a language that supports arbitrary combinations and compositions of labelling functions.

Third, the abstract definition treats belief and logic functions as black boxes, ignoring their internal structure. This abstraction is not operational: it requires integration over the entire space of interpretations, which is generally infeasible in practice. Prior work in statistical relational AI (De Raedt et al., 2016) demonstrates that exploiting the internal logical structure of such functions, as well as the properties of their composing operators, is essential for tractable reasoning and learning. Our proposed generalization makes these internal structures more explicit and composable.

DeepLog is built on a few **core concepts** that will enable this generalization:

- variables over domains,
- atoms constructed out of predicates, constants and variables,
- algebraic structures that define operators over a set of values called labels,
- algebraic logical formulas,
- interpretations that assign truth values to atoms,
- labelling functions that assign labels, like a probability, to interpretations,
- aggregations over interpretations,
- aggregations over variables,
- transformations between algebraic structures.

In Table 1, we give an overview of the most important concepts in the language and the syntax used in this paper. In the following sections, we will explain each concept in detail.

5.1 Algebraic Extensions of Logic

Algebraic extensions of logic have played a crucial role in differentiable reasoning within neurosymbolic systems by generalizing logical inference to semirings such as the probability or the gradient semiring. The introduction of *algebraic model counting* (AMC) (Kimmig et al., 2017) has been particularly transformative, offering a unifying framework for integrating symbolic logic with numerical computation. In systems like DeepProbLog, AMC enables the seamless combination of probabilistic logic programming with gradient-based learning, facilitating end-to-end trainable models that retain symbolic structure (Derkinderen et al., 2024).

Here, we use the term *algebraic structure* since we will not limit ourselves to (semi-)rings, or any other structures with specific relations between operators. The algebraic structure R defines the underlying set of values (called labels) and the operators that can be used to compose atoms into more complex formulas.

Definition 1 (Algebraic Structure) *An algebraic structure R is a tuple*

$$R = (\mathcal{A}_R, \mathcal{U}_R, \mathcal{B}_R),$$

where:

Table 1: Notation of core concepts in DeepLog.

Example	Explanation
$\mathbb{B} = (\{true, false\}, \{\neg\}, \{\vee, \wedge\})$	algebraic structure: Boolean algebra
$burglary$	atom
$burglary := true$	assigning a value to an atom
$\{burglary := 0.7, earthquake := 0.5\}$	an interpretation with fuzzy truth values
$burglary \stackrel{?}{=} true$	value comparison
$burglary_R$	algebraic atom / formula
$burglary_R \vee_R earthquake_R$	formula
$\alpha(burglary_R; I)$	label of ground algebraic atom in interpretation I ; this evaluates to a value in \mathcal{A}_R
$\alpha(burglary_R \vee_R earthquake_R; I)$	label of a ground formula in interpretation I
$[Color \mapsto green, Video \mapsto t_1, \dots]$	variable assignment
$burglary(Video)_{\mathbb{P}}$	algebraic atom with a variable
$\alpha(burglary(Video)_{\mathbb{P}}[Video \mapsto t_1]; I)$	label of algebraic atom, with t_1 a tensor.
$\alpha(burglary(t_1)_{\mathbb{P}}; I)$	semantically equivalent to the previous example
$\sum_{burglary} \sum_{earthquake} burglary_R \vee_R earthquake_R$	formula aggregating over the interpretation of an atom.
$\alpha(\sum_{burglary} \sum_{earthquake} burglary_R \vee_R earthquake_R; \emptyset)$	label of an aggregating formula; I is empty since we aggregate over all atoms
$\sum_{Color} stoplight(Color) \times hasColor(Img1, Color)$	formula aggregating over a variable
$\alpha(\sum_{Color} stoplight(Color) \times hasColor(Img1, Color); I)$	label of a formula aggregating over a variable.
$(burglary_R \vee_R earthquake_R)_S$	transforming from R to S
$\alpha((burglary_{\mathbb{B}} \vee_{\mathbb{B}} earthquake_{\mathbb{B}})_{\mathbb{P}}; I)$	Transform the Boolean label of the formula $burglary_{\mathbb{B}} \vee_{\mathbb{B}} earthquake_{\mathbb{B}}$ to the probability semiring \mathbb{P} by mapping false to 0 and true to 1.

- \mathcal{A}_R is a set of values (also called labels),
- \mathcal{U}_R is a set of unary operations $u : \mathcal{A}_R \rightarrow \mathcal{A}_R$, and
- \mathcal{B}_R is a set of binary operations $b : \mathcal{A}_R \times \mathcal{A}_R \rightarrow \mathcal{A}_R$.

Our examples will mainly rely on the probability semiring $\mathbb{P} = (\mathbb{R}^+, \emptyset, \{+, \times\})$, the Boolean algebra $\mathbb{B} = (\{true, false\}, \{\neg\}, \{\vee, \wedge\})$, or an algebra \mathbb{F} over fuzzy scores $\mathcal{A}_{\mathbb{F}} = [0, 1]$.

5.2 Syntax

The main building blocks of our language are *atoms*.

Definition 2 (Atom) *An atom is an expression of the form:*

$$p(t_1, \dots, t_n),$$

where p is an n -ary predicate symbol and every t_i is either a constant or a variable.

We adopt the Prolog convention that variables start with an upper case character in contrast to constants.

We consider a typed logic, meaning that each argument position i of a predicate p is associated with their own domain $dom_i(p)$. For example, in `portraitOf/2`, the domain of the first argument could be a set of images, while the second argument could be the domain of persons. We use $dom(p)$ to refer to the domain of predicate p , i.e. the Cartesian product of the domain of its arguments.

Logical formulae are defined by inductively combining them with operators. Given that the goal is to use various types of logics, including Boolean, fuzzy and probabilistic, we will make use of algebraic structures (Section 5.1) to give values to logical formulae in DeepLog.

Definition 3 (Algebraic atom) An algebraic atom $p(t_1, \dots, t_n)_R$ is an atom $p(t_1, \dots, t_n)$ that occurs in the context of an algebraic structure R . The R indicates that its label is in \mathcal{A}_R .

Examples of algebraic atoms include $burglary_{\mathbb{B}}$, $burglary_{\mathbb{P}}$, and $hasColor(square, green)_{\mathbb{B}}$.

Definition 4 (Formula) A DeepLog formula φ_R over algebraic structure R is defined inductively:

- An algebraic atom $atom_R$ is a formula φ_R ,
- If φ_R is a formula and $u_R \in \mathcal{U}_R$, then $u_R \varphi_R$ is a formula,
- If φ_R and ψ_R are formulas, and $b_R \in \mathcal{B}_R$, then $\varphi_R b_R \psi_R$ is a formula (we use infix notation here).

Examples of formulae include $hasColor(square, green)_{\mathbb{B}}$, and $burglary_{\mathbb{P}} \times_{\mathbb{P}} earthquake_{\mathbb{P}}$. Formulae that do not contain any variables are called *ground*.

5.3 Semantics

We will use $Pred$ to refer to the set of predicates from which formulae are constructed, and $HB(Pred)$ to denote the set of all ground atoms that can be constructed from those predicates. For example, in case $Pred = \{color/1\}$, with $dom(color) = \{red, green\}$, then $HB(Pred) = \{color(green), color(red)\}$.

The semantics of logic formulae is defined in terms of interpretations. These assign truth values to ground atoms and inductively define the semantics of formulae based on this. Translating these principles to our setting yields the following notion of an interpretation.

Definition 5 (Interpretation) An interpretation I is a mapping from $HB(Pred)$ to a truth value $z \in \mathcal{T}$ (Encyclopedia Britannica, 2025). Typically, this will be either all Boolean values ($\mathcal{T} = \mathcal{A}_{\mathbb{B}}$) or fuzzy scores ($\mathcal{T} = \mathcal{A}_{\mathbb{F}}$). When clear from context, we will use *atom* to refer to both the atom (syntax) and its value (semantics).

To move from logic to probabilistic logic, languages such as ProbLog associate with each Boolean interpretation a probabilistic value. For example, we may assign $burglary := true$, and associate this with a probability. DeepLog incorporates this notion by explicitly distinguishing between the interpretation of an atom (e.g. a Boolean truth value) and the corresponding *label* (e.g. a probability)². More generally, we will use $\alpha(burglary_R; I)$ to refer to the label. The subscript R is important to indicate the type of label (e.g. Boolean, probability, ...), thereby distinguishing, for example, $\alpha(burglary_{\mathbb{B}}; I)$ from $\alpha(burglary_{\mathbb{P}}; I)$. We now formalize the labelling in the context of ground formulae.

Definition 6 (Labelling) Let φ_R be a ground formula over an algebraic structure $R = (\mathcal{A}_R, \mathcal{U}_R, \mathcal{B}_R)$, and I an interpretation assigning a truth value to each atom in φ_R . The label $\alpha(\varphi_R; I)$ of formula φ_R under interpretation I is defined inductively as follows.

- If formula φ_R is a ground algebraic atom $atom_R$, then its label is defined as

$$\alpha(atom_R; I). \quad (3)$$

This value is specified by the user while defining the DeepLog model. The value may depend on the value of atom in I , but not on any other atom in I .

- If the formula is of the form $u_R \varphi_R$, then its label is defined as

$$\alpha(u_R \varphi_R; I) = u_R(\alpha(\varphi_R; I)). \quad (4)$$

- If the formula is of the form $\varphi_R b_R \psi_R$, then its label is defined as

$$\alpha(\varphi_R b_R \psi_R; I) = b_R(\alpha(\varphi_R; I), \alpha(\psi_R; I)). \quad (5)$$

²The concept of associating a label with each interpretation is also present in algebraic model counting, where each literal (i.e. the true or false interpretation) is assigned a label.

Consider the formula $\varphi_{\mathbb{P}}$ that is defined below, where \mathbb{P} refers to the probabilistic structure that contains the arithmetic multiplication \times as a binary operation over the domain of real values.

$$\varphi_{\mathbb{P}} = (\text{burglary}_{\mathbb{P}} \times_{\mathbb{P}} \text{earthquake}_{\mathbb{P}}) \quad (6)$$

The label of $\varphi_{\mathbb{P}}$ depends on the labels of its ground algebraic atoms, $\text{burglary}_{\mathbb{P}}$ and $\text{earthquake}_{\mathbb{P}}$. As example, we consider the following interpretation and labelling functions.

$$\begin{aligned} I &= \{\text{burglary} := \text{true}, \text{earthquake} := \text{false}\} \\ \alpha(\text{burglary}_{\mathbb{P}}; I) &:= \begin{cases} 0.7 & \text{if } \text{burglary} \stackrel{?}{=} \text{true} \text{ in } I \\ 0.3 & \text{otherwise} \end{cases} \\ \alpha(\text{earthquake}_{\mathbb{P}}; I) &:= \begin{cases} 0.01 & \text{if } \text{earthquake} \stackrel{?}{=} \text{true} \text{ in } I \\ 0.99 & \text{otherwise} \end{cases} \end{aligned}$$

Based on this and the semantics of $\times_{\mathbb{P}}$, it follows that the label of formula $\varphi_{\mathbb{P}}$ corresponds to

$$\alpha(\varphi_{\mathbb{P}}; I) = 0.7 \times 0.99.$$

The above definitions provide the semantics of ground formulae, but do not yet account for formulae in which variables appear. Such formulae are to be considered as functions. It is only after all variables have been assigned to constants that the formulae becomes ground, and that the interpretation, i.e. label of the formulae is defined. This is akin to the treatment of open formulae in first order logic. Thus, the variables parametrize the formulae.

Definition 7 (Variable assignment) A variable assignment $\sigma = [V_1 \mapsto c_1, V_2 \mapsto c_2, \dots, V_n \mapsto c_n]$ for a formula φ_R is a mapping from the variables V in the formula φ_R to constants. We only consider valid assignments, that is, if variable V_i occurs in position j of predicate p , then $c_i \in \text{dom}_j(p)$.

Remember that constants can correspond to tensors to represent, for instance, an image.

Given a formula φ_R and a variable assignment σ that assigns every variable of φ_R , the formula $\varphi_R[\sigma]$ is obtained by replacing every variable by its corresponding constant. Notice that $\varphi_R[\sigma]$ is ground and can be evaluated in an interpretation I . We will use the notation $\alpha(\varphi_R[\sigma]; I)$ for this evaluation.

We will use *labelling function* to refer to a function that acts as a labelling α for a specific formula φ .

Definition 8 (Labelling function) A labelling function α_{φ_R} is a function that takes as argument an interpretation I , and in case φ_R contains variables, also a variable assignment σ , and returns the label of φ_R under I , i.e. $\alpha(\varphi_R[\sigma]; I)$.

Variable assignment

Consider the formula below.

$$\psi_{\mathbb{B}} = \text{burglary}(\text{Video})_{\mathbb{B}} \vee_{\mathbb{B}} \text{earthquake}(\text{Seismic})_{\mathbb{B}}$$

This formula contains variables `Video`, and `Seismic`. If we apply the following variable assignment $\sigma = [\text{Video} \mapsto t_1, \text{Seismic} \mapsto t_2]$, where t_1 , and t_2 , are data tensors, we get the ground formula:

$$\psi_{\mathbb{B}}[\sigma] = \text{burglary}(t_1)_{\mathbb{B}} \vee_{\mathbb{B}} \text{earthquake}(t_2)_{\mathbb{B}}.$$

The labelling α and interpretation I are defined on a ground level. For example,

$$\alpha(\text{burglary}(t_1)_{\mathbb{B}}; I) = \begin{cases} nn(t_1) & \text{if } \text{burglary}(t_1) \stackrel{?}{=} \text{true} \text{ in } I, \\ 1 - nn(t_1) & \text{otherwise.} \end{cases}$$

The labelling α and interpretation I must be defined for every possible valid variable assignment. When the domain is large, it is convenient to define them in a way that is applicable to multiple variable assignments. For example,

$$\alpha(\text{burglary}(X)_{\mathbb{B}}; I) = \begin{cases} nn(X) & \text{if } \text{burglary}(X) \stackrel{?}{=} \text{true} \text{ in } I, \\ 1 - nn(X) & \text{otherwise} \end{cases}$$

This is merely notational as, again, the semantics are based on the ground level.

Important to performing (probabilistic) inference, is the ability to aggregate over interpretations. We therefore extend the definition of a formula and a labelling to support aggregation functions $g : \mathcal{A}_R^* \rightarrow \mathcal{A}_R$ (Grabisch et al., 2009). Typically, this will be simple, like a summation or, in case of a continuous variables, an integration.

Definition 9 (Formula continued) If φ_R is a formula that contains a ground algebraic atom $atom_R$, and \boxplus is an aggregation function, then $\boxplus_{atom} \varphi_R$ is also a formula.

Note that, as indicated in the following definition, we aggregate over the possible interpretations of $atom$ (i.e. \boxplus_{atom} , not \boxplus_{atom_R}).

Definition 10 (Labelling continued) Let $\boxplus_{atom} \varphi_R$ be a formula and I an interpretation with truth value domain \mathcal{T} (recall these are typically either Boolean values or fuzzy scores). The label of this formula is an aggregation over the possible interpretations of $atom$, which are aggregated by applying \boxplus :

$$\alpha(\boxplus_{atom} \varphi_R; I) = \boxplus_{z \in \mathcal{T}} \alpha(\varphi_R; I[atom := z]), \quad (7)$$

with $I[atom := z]$ indicating the interpretation I that is extended such that $atom := z$.

Aggregation over interpretations

Let us extend the previous example formula $\varphi_{\mathbb{P}}$ with an aggregation over burglary and earthquake using the standard summation operation Σ .

$$\begin{aligned} \varphi_{\mathbb{P}} &= (burglary_{\mathbb{P}} \times_{\mathbb{P}} earthquake_{\mathbb{P}}) \\ \varphi'_{\mathbb{P}} &= \sum_{burglary} \sum_{earthquake} \varphi_{\mathbb{P}} \end{aligned}$$

As the interpretation of *earthquake* and *burglary* changes dynamically via the aggregation, it is unnecessary to define their truth value in I (but we should know if they are in \mathbb{B} or \mathbb{F}). That is, I is initially empty but it will be extended by the aggregation operator. The labelling functions remain the same,

$$\begin{aligned} \alpha(burglary_{\mathbb{P}}; I) &:= \begin{cases} 0.7 & \text{if } burglary \stackrel{?}{=} true \text{ in } I, \\ 0.3 & \text{otherwise} \end{cases} \\ \alpha(earthquake_{\mathbb{P}}; I) &:= \begin{cases} 0.01 & \text{if } earthquake \stackrel{?}{=} true \text{ in } I, \\ 0.99 & \text{otherwise.} \end{cases} \end{aligned}$$

Based on this, it follows that the label of formula $\varphi'_{\mathbb{P}}$ corresponds to

$$\begin{aligned} \alpha(\varphi'_{\mathbb{P}}; I) &= \alpha(\varphi_{\mathbb{P}}; I[b:=true, e:=true]) + \alpha(\varphi_{\mathbb{P}}; I[b:=true, e:=false]) \\ &\quad + \alpha(\varphi_{\mathbb{P}}; I[b:=false, e:=true]) + \alpha(\varphi_{\mathbb{P}}; I[b:=false, e:=false]), \\ \alpha(\varphi'_{\mathbb{P}}; I) &= (0.7 \times 0.01) + (0.7 \times 0.99) + (0.3 \times 0.01) + (0.3 \times 0.99) = 1.0, \end{aligned}$$

where we abbreviate burglary using b and earthquake using e .

We also introduce the ability to aggregate over variables, which has different semantics than an aggregation over an atom. Aggregating over variables plays a role similar to quantification in a first-order logic context.

Definition 11 (Formula continued) If φ_R is a formula that contains variable V , and \boxplus is an aggregating function, then $\boxplus_V \varphi_R$ is also a formula.

Definition 12 (Labelling continued) Let $\boxplus_V \varphi_R$ be a formula, I an interpretation, and V a variable with domain $dom(V)$. The label of the formula is an aggregation over the possible value assignments to V , which are aggregated by applying \boxplus :

$$\alpha(\boxplus_V \varphi_R; I) = \boxplus_{c_i \in dom(V)} \alpha(\varphi_R[V \mapsto c_i]; I). \quad (8)$$

Aggregation over variable assignments

In this example, we will calculate the truth value of a day being *nice*. A day is nice if it is warm or not windy. These two concepts are best interpreted in a fuzzy way. To determine whether a day is warm or windy, we introduce two real-valued variables: temperature (Temp) and wind speed (W). As aggregation \boxplus we consider the integration over their values. The formula is defined as:

$$\varphi_{\mathbb{F}} = \int_{\text{dom}(W)} \int_{\text{dom}(\text{Temp})} \text{warm}(\text{Temp})_{\mathbb{F}} \vee_{\mathbb{F}} \neg_{\mathbb{F}} \text{windy}(W)_{\mathbb{F}} d\text{Temp} dW$$

The interpretation I must define a truth value (here a fuzzy value) for each possible assignment to Temp and W . For convenience, we define a function for both predicates *warm* and *windy* such that the truth value is given by the function evaluation. In this example the function is a neural network.

$$I = \{\text{warm}(X) := nn_t(X), \text{windy}(X) := nn_w(X)\}$$

As labelling we use the identity function, which we similarly define as a function.

$$\begin{aligned} \alpha(\text{warm}(X)_{\mathbb{F}}; I) &= nn_t(X) && \text{(value of } \text{warm}(X) \text{ in } I) \\ \alpha(\text{windy}(X)_{\mathbb{F}}; I) &= nn_w(X) && \text{(value of } \text{windy}(X) \text{ in } I) \end{aligned}$$

Labels of atoms as parameters

It is important to note that the labels associated with algebraic atoms are *user-defined* inputs to the system. These labels play a role analogous to parameters in probabilistic models: they serve as the parameters of the underlying DeepLog model. Because semantics are specified at the ground level, each ground atom must be externally assigned an appropriate label, i.e. a corresponding model parameter. In a learning setting, these parameters can be optimized as part of the learning process, typically guided by a loss function defined over the label of a formula (see Section 5.6).

For propositional atoms (i.e., zero-arity terms such as *burglary*), a label must be explicitly defined and supplied to the system. However, for structured atoms with arity greater than zero, e.g. *burglary*(t_1) or *burglary*(X), we can avoid specifying labels for every possible ground term. Instead, we can use compact parameterizations that *generalize* across argument substitutions for the same predicate. For instance, as illustrated in earlier examples, we can parameterize all atoms of the form *burglary*(X) using a single neural network. This network leverages the tensor representations of constants that are (or will be) substituted for X , enabling the system to generalize across a potentially large domain.

The use of a continuous tensor space to provide a compact parameterization over a large domain of atoms is a central innovation in neurosymbolic systems. This approach contrasts with traditional fully-symbolic statistical relational AI frameworks, which typically support only all-or-nothing forms of generalization. From this perspective (Marra et al., 2024), DeepLog can be interpreted as a *neural reparameterization* of statistical relational AI languages, where explicit parameters for ground atoms are replaced with differentiable representations that support smooth, data-driven generalization.

5.4 Transformations between algebraic structure

In many situations, it is desirable or even necessary to work with more than one algebraic structure. We therefore extend the language with transformations $T_{R \rightarrow S} : \mathcal{A}_R \rightarrow \mathcal{A}_S$ from one structure to another. We need to introduce:

- the syntax: If φ_R is a formula and S an algebraic structure, then $(\varphi_R)_S$ is a formula over S ,
- and semantics: $\alpha((\varphi_R)_S; I) = T_{R \rightarrow S}(\alpha(\varphi_R; I))$,

Transformation

Let us once more adapt the earthquake-burglary example formula $\varphi_{\mathbb{P}}$.

$$\varphi_{\mathbb{P}} = \sum_{\text{burglary}} \sum_{\text{earthquake}} (\text{burglary}_{\mathbb{B}} \vee_{\mathbb{B}} \text{earthquake}_{\mathbb{B}})_{\mathbb{P}} \times_{\mathbb{P}} (\text{burglary}_{\mathbb{P}} \times_{\mathbb{P}} \text{earthquake}_{\mathbb{P}})$$

The logic part of this formula indicates our interest in those interpretations where either *burglary*

or *earthquake* is true. That part is multiplied with the probability of the interpretation, which for simplicity we assume factorizes. In summary, this formula represents the probability that either burglary or earthquake is true. The truth value domain is Boolean, the interpretation I is initially empty as we aggregate over all involved atoms, and the labelling functions are defined as follows:

$$\alpha(\text{burglary}_{\mathbb{P}}; I) := \begin{cases} 0.7 & \text{if } \text{burglary} \stackrel{?}{=} \text{true in } I, \\ 0.3 & \text{otherwise} \end{cases}$$

$$\alpha(\text{earthquake}_{\mathbb{P}}; I) := \begin{cases} 0.01 & \text{if } \text{earthquake} \stackrel{?}{=} \text{true in } I, \\ 0.99 & \text{otherwise.} \end{cases}$$

Finally, as transformation $T_{\mathbb{B} \rightarrow \mathbb{P}}(x)$ we use the Iverson function $\llbracket \cdot \rrbracket$, which maps *true* to 1, and *false* to 0. From this, it follows that the label of formula $\varphi_{\mathbb{P}}$ corresponds to

$$\alpha(\varphi_{\mathbb{P}}; I) = (\llbracket \text{true} \rrbracket \times 0.7 \times 0.01) + (\llbracket \text{true} \rrbracket \times 0.7 \times 0.99) + (\llbracket \text{true} \rrbracket \times 0.3 \times 0.01) + (\llbracket \text{false} \rrbracket \times 0.3 \times 0.99) = 0.703$$

This coincides with the definition of the Weighted Model Count.

5.5 Neurosymbolic DeepLog Model

We are now able to formally define a DeepLog model:

Definition 13 (DeepLog Model) *A DeepLog model consists of the following components:*

- a set of predicates $Pred$, with for each $pred \in Pred$ an accompanying domain $dom(pred)$;
- $Pred$ induces the resulting set of ground atoms $HB(Pred)$,
- a truth value domain \mathcal{T} , which are typically fuzzy scores or Boolean values,
- an interpretation I mapping each $a \in HB(Pred)$ to $t \in \mathcal{T}$,
- a set of algebraic structures \mathcal{SA} ,
- a set of aggregation functions $S\text{Agg}$,
- a set of transformation functions ST ,
- a labelling function α , and
- a DeepLog formula φ over predicates $Pred$, possibly containing variables \mathbf{V} , algebraic operators from algebra's in \mathcal{SA} , aggregation functions in $S\text{Agg}$, transformations in ST , and weights θ .

Given a DeepLog model with formula φ , and a variable assignment σ to all variables \mathbf{V} in φ , a DeepLog model outputs the label of $\alpha(\varphi[\sigma]; I)$. Computing this label constitutes the inference task of DeepLog.

This is the central definition of DeepLog. It specifies the elements that DeepLog models consist of, as well as what inference for DeepLog means.

A DeepLog Model and Inference Task

Reconsider the example from Section 2. The corresponding DeepLog model is defined as follows.

- $Pred = \{\text{earthquake}/1, \text{burglary}/1\}$, with $dom(\text{earthquake}/1)$ the domain of tensors corresponding to seismic data, and $dom(\text{burglary}/1)$ the domain of tensors corresponding to video.

So the first argument of *earthquake*/1 contains a tensor with seismic data, and the first argument of *burglary*/1 is a video. We abbreviate *earthquake*/1 to e , *burglary*/1 to b , and the variables *Video* to V , and *Seismic* to S .

- $\mathcal{T} = \mathbb{B}$

The truth value domain is Boolean, meaning the interpretation of each atom is a Boolean value.

- $I = \emptyset$

The interpretation is empty as we will aggregate over the truth values for burglary and earthquake, which will automatically extend I .

- $\mathcal{SA} = \{\mathbb{B}, \mathbb{P}\}$.

As algebraic structures we consider \mathbb{B} and \mathbb{P} , the Boolean- and probabilistic semirings.

- $\mathcal{S}Agg = \{\sum\}$

where \sum is the standard addition operator.

- $\mathcal{ST} = \{T_{\mathbb{B} \rightarrow \mathbb{P}}\}$

where $T_{\mathbb{B} \rightarrow \mathbb{P}} = \llbracket \cdot \rrbracket$, which is the Iverson function that maps *true* to 1 and *false* to 0.

- The labeling function α :

$$\begin{aligned}\alpha(b(V)_{\mathbb{B}}; I) &:= \begin{cases} \text{true} & \text{if } b(V) \stackrel{?}{=} \text{true in } I, \\ \text{false} & \text{otherwise,} \end{cases} \\ \alpha(e(S)_{\mathbb{B}}; I) &:= \begin{cases} \text{true} & \text{if } e(S) \stackrel{?}{=} \text{true in } I, \\ \text{false} & \text{otherwise,} \end{cases} \\ \alpha(b(V)_{\mathbb{P}}; I) &:= \begin{cases} nn_b(V) & \text{if } b(V) \stackrel{?}{=} \text{true in } I, \\ 1 - nn_b(V) & \text{otherwise,} \end{cases} \\ \alpha(e(S)_{\mathbb{P}}; I) &:= \begin{cases} nn_e(S) & \text{if } e(S) \stackrel{?}{=} \text{true in } I, \\ 1 - nn_e(S) & \text{otherwise.} \end{cases}\end{aligned}$$

- The formula $\varphi_{\mathbb{P}} :=$

$$\sum_{b(V)} \sum_{e(S)} (b(V)_{\mathbb{B}} \vee_{\mathbb{B}} e(S)_{\mathbb{B}}) \times_{\mathbb{P}} (b(V)_{\mathbb{P}} \times_{\mathbb{P}} e(S)_{\mathbb{P}})$$

Given a variable assignment $\sigma = [V \mapsto \text{true}, S \mapsto \text{true}]$ and an empty interpretation $I = \emptyset$, the inference task over the previous model is computing the label:

$$\begin{aligned}\alpha(\varphi_{\mathbb{P}}[\sigma]; I) &= (\llbracket \text{true} \rrbracket \times nn_b(\text{true}) \times nn_e(\text{true})) + \\ &\quad (\llbracket \text{true} \rrbracket \times nn_b(\text{true}) \times (1 - nn_e(\text{true}))) + \\ &\quad (\llbracket \text{true} \rrbracket \times (1 - nn_b(\text{true})) \times nn_e(\text{true})) + \\ &\quad (\llbracket \text{false} \rrbracket \times (1 - nn_b(\text{true})) \times (1 - nn_e(\text{true})))\end{aligned}$$

The above example shows a DeepLog model expressed at the intermediate level, which defines the semantics of the model and the necessary computation. In Section 6, we will show how this intermediate level representation can be mapped onto the computation level by means of algebraic circuits and computational graphs (cf. Figures 3 and 4a), this constitutes the DeepLog neurosymbolic machine.

5.6 Weakly supervised learning in DeepLog

DeepLog fits in a wide variety of learning problems. This section demonstrates how to use DeepLog within a typical neurosymbolic AI learning setting, specifically weakly supervised learning.

In this setting, the objective is to train multiple neural networks, each responsible for predicting a different class, like *burglary* or *earthquake*. Direct supervision for these networks is not available. Instead of explicit labels for each class, the training data provides only global labels that indicate whether certain logical relations among the classes are satisfied. As a result, the supervision does not specify which particular network should activate for a given input – as in standard supervised learning – but constrains

them indirectly through the formulas. This renders the supervision inherently weak: the formulas act as constraints, providing information about joint outcomes without explicitly indicating the contribution of each individual network.

Therefore, we consider a dataset of annotated logical formulas; i.e. $\mathcal{D} = \{(\varphi_i, \sigma_i, y_i)\}_{i=1}^N$. Each data point consists of a DeepLog formula φ_i , a variable assignment σ_i , and a ground-truth label y_i for φ_i . The formula φ_i may be either *ground*, in which case σ_i is empty, or it may contain *free variables*, in which case σ_i specifies their values. Free variables, like the video V or the sensor S , are used to feed input tensors to the neural networks appearing in the formulas. Moreover, the formulas φ_i are expected to aggregate over all possible interpretations, as we do not know which, and to what extent, interpretations contributed to the observed label y_i (i.e. the weakly supervised setting). Finally, let A denote the set of DeepLog parameters. These include either the labels of the ground atomic formulas or the weights of neural network that parameterize such labels (see end of Section 5.3).

Then, learning in DeepLog corresponds to the following optimization problem:

$$\min_A \sum_{(\varphi_i, \sigma_i, y_i) \in \mathcal{D}} \ell\left(\alpha\left(\varphi_i[\sigma_i]; \emptyset\right), y_i\right)$$

where $\ell(\cdot)$ is a user defined loss function and \emptyset is an empty interpretation, as each formula marginalizes over all the interpretations. For example in a probabilistic setting, where labels are interpreted as probabilities, ℓ can be instantiated as the binary cross-entropy loss.

Learning alarm

Consider the alarm example before. We can build a weakly supervised learning setting where we have supervisions only on whether an alarm went off or not, but not its cause, i.e. either burglary or earthquake. Consider the previously introduced DeepLog formula:

$$\varphi = \sum_{b(V)} \sum_{e(S)} (b(V)_{\mathbb{B}} \vee e(S)_{\mathbb{B}})_{\mathbb{P}} \times_{\mathbb{P}} (b(V)_{\mathbb{P}} \times_{\mathbb{P}} e(S)_{\mathbb{P}})$$

We can build a dataset as:

$$\mathcal{D} = \{(\varphi, [V \mapsto \text{blue}, S \mapsto \text{alarm}], 0), \\ (\varphi, [V \mapsto \text{red}, S \mapsto \text{alarm}], 1), \\ \dots\}$$

6 Efficient Computation with Algebraic Circuits

The success of deep learning has been enabled by the availability of flexible, efficient, open-source software packages, and their compatibility with modern hardware accelerators such as GPUs. For neurosymbolic methods to be adopted, they too must be compatible with modern hardware accelerators and come with efficient algorithms. This motivates our discussion on (tractable) representations for computing labels of formulae.

We focus on a particular representation, called an algebraic circuit. This type of representation is actively used and developed in the field of statistical relational AI in the form of arithmetic circuits (Darwiche, 2003), probabilistic circuits (Vergari et al., 2021), sum product networks (Poon and Domingos, 2011), etc., as they facilitate tractable probabilistic inference (e.g. computing marginal probabilities). For similar reasons they have successfully found applications in neurosymbolic AI (Manhaeve et al., 2018), where they serve as computational graphs.

6.1 Algebraic Circuits

An *algebraic circuit* is a circuit represented as a directed acyclic graph, whose behavior is associated with any algebraic structure (Ruiz et al., 2021). We focus on algebraic circuits that compose labels using only two binary operations, \oplus and \otimes . In contrast to prior works in probabilistic logic, we do not assume that those operations form a semiring per se, although this property is desirable, as we discuss in more detail later on. To define an algebraic circuit, we use the concept of a labelling function (cf. Definition 8).

Definition 14 (Algebraic Circuit) Given a set of labelling functions \mathcal{F} with co-domain \mathcal{A}_R , and binary operations \oplus and \otimes over \mathcal{A}_R , an algebraic circuit $C = (\mathcal{G}, \mathcal{F}, \oplus, \otimes)$ is a directed acyclic graph \mathcal{G} where each leaf node l is associated with a labelling function $\alpha_l \in \mathcal{F}$, and each internal node is associated with either \oplus or \otimes . Each root node n of the algebraic circuit represents a labelling function that is inductively defined as

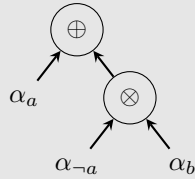
$$\alpha_n(\sigma, I) \stackrel{\text{def}}{=} \begin{cases} \alpha_l(\sigma; I) & \text{if } n \text{ is a leaf node } l \\ \oplus_{i=1}^k \alpha_{n_i}(\sigma; I) & \text{if } n = \oplus \\ \otimes_{i=1}^k \alpha_{n_i}(\sigma; I) & \text{if } n = \otimes \end{cases},$$

with each n_i a child node of internal node n , σ a variable assignment, and I an interpretation.

By limiting an algebraic circuit to two binary operations, we simplify its theoretical study and the design of new optimisation techniques. As a very simple example, consider idempotency as a property. If \oplus is a logical disjunction operation \vee , then idempotency causes $f(\mathbf{V}) \oplus f(\mathbf{V}) = f(\mathbf{V})$, so we can reduce the computational graph in case $f(\mathbf{V}) \oplus f(\mathbf{V})$ occurs. Typically, we will consider two operations that form a semiring, as their theoretical properties enable several interesting optimizations, allowing us to rewrite and optimize larger parts of the formula. We refer to Kimmig et al. (2017); Wang et al. (2024) for more details, but will provide intuition later on with the example of probabilistic logic.

Algebraic circuits: propositional logic circuits

A propositional logic formula is compactly representable as an algebraic circuit, allowing for the reuse of subexpressions which facilitates more efficient computations. Consider the following algebraic circuit C , representing the formula $a \vee (\neg a \wedge b)$, which combines three labelling functions α_a , $\alpha_{\neg a}$, and α_b , by using for \oplus the logical disjunction \vee , and for \otimes the logical conjunction \wedge .



where

$$\begin{aligned} \alpha_a(I) &= \begin{cases} \text{true} & \text{if } a \stackrel{?}{=} \text{true in } I \\ \text{false} & \text{otherwise} \end{cases} \\ \alpha_{\neg a}(I) &= \begin{cases} \text{false} & \text{if } a \stackrel{?}{=} \text{true in } I \\ \text{true} & \text{otherwise} \end{cases} \\ \alpha_b(I) &= \begin{cases} \text{true} & \text{if } b \stackrel{?}{=} \text{true in } I \\ \text{false} & \text{otherwise} \end{cases} \end{aligned}$$

Naturally, each labelling function $\alpha_i \in \mathcal{F}$ emits a Boolean value, *true* or *false*. The circuit forms a labelling function α_C which can be evaluated. In this example, $\alpha_C(\{a := \text{false}, b := \text{false}\}) = \text{false}$ while the other assignments evaluate to *true*.

6.2 Composing Algebraic Circuits

Algebraic circuits are composable computational graphs. This means we can take two circuits and an operator and build a combined one. It also means that even formulae with more than two binary operations can be represented using an algebraic circuit—one that is a modular combination of different algebraic circuits (Wang et al., 2024). For example, the formula that represents the expectation of a burglary or earthquake happening is representable as an algebraic circuit, yet it contains more than just two types of binary operations.

$$\sum_{b(V)} \sum_{e(S)} (b(V)_{\mathbb{B}} \vee_{\mathbb{B}} e(S)_{\mathbb{B}})_{\mathbb{P}} \times_{\mathbb{P}} (b(V)_{\mathbb{P}} \times_{\mathbb{P}} e(S)_{\mathbb{P}})$$

Figure 3 illustrates this: the nodes that are delineated by the red shape form a single algebraic circuit, that can still be used in the implementation of the blue-delineated algebraic circuit, which in turn can be used to form the larger green-delineated algebraic circuit.

This compositional structure provides DeepLog with one of its key properties: every DeepLog model is itself a composition of labeling functions, and each labeling function is also a DeepLog model. Such recursive modularity enables the construction of novel neurosymbolic frameworks directly on top of basic labeling functions (e.g. boolean, fuzzy, probabilistic) without the need to redefine semantics for each

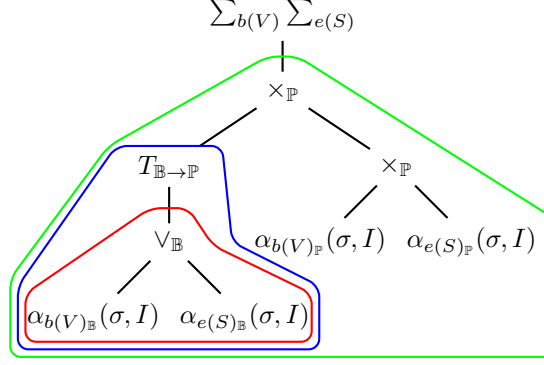


Figure 3: The algebraic circuit corresponding to the expectation that a burglary or earthquake happened. The colored shape around a subset of the computational graph indicates the algebraic circuit composition.

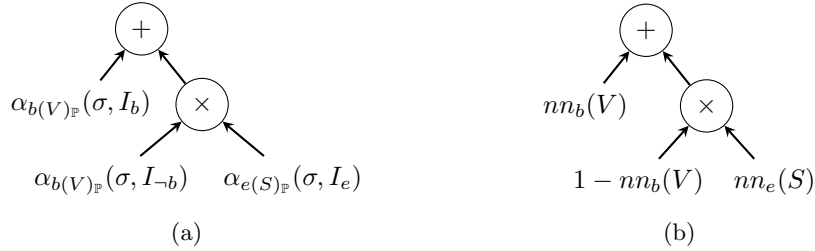


Figure 4: An algebraic circuit that is semantically equivalent to Figure 3, where I_b refers to $I[b(V) := true]$, I_e refers to $I[e(S) := true]$, and $I_{\neg b}$ refers to $I[b(V) := false]$. The right-side version is the same circuit, but with the labelling functions α replaced by their definition.

new framework. Furthermore, once defined, these higher-level frameworks can themselves be reused as building blocks, aiming at the realisation of a rich ecosystem of interoperable components.

6.3 Rewriting Algebraic Circuits for Optimization

The structural properties of algebraic structures may enable the rewriting of a formula into a semantically equivalent one that leads to more efficient or more simple algebraic circuits. To provide intuition on this, we now show how to rewrite the formula for the neurosymbolic probabilistic logic setting into a single algebraic circuit (cf. Figure 4a). Afterwards, we also discuss the fuzzy settings.

6.3.1 Algebraic Circuits in Neurosymbolic Probabilistic Logic

The formula of a neurosymbolic probabilistic logic setting corresponds to

$$\sum_{(b_1, \dots, b_n) \in \text{dom}(a_1(v_1), \dots, a_n(v_n))} (\varphi_{\mathbb{B}}(a_1(v_1), \dots, a_n(v_n)))_{\mathbb{P}} \times_{\mathbb{P}} \varphi'_{\mathbb{P}}(a_1(v_1), \dots, a_n(v_n)),$$

with $\varphi_{\mathbb{B}}$ a formula that evaluates to a Boolean label and that is comprised of atoms $a_1(v_1), \dots, a_n(v_n)$ whose truth values b_1, \dots, b_n are Boolean values true or false, and $\varphi'_{\mathbb{P}}$ a formula that represents the probability of interpretation $\{a_1(v_1) := b_1, \dots, a_n(v_n) := b_n\}$ under variable assignment σ that maps each variable v_i to a value. The full formula corresponds to the expectation of satisfying $\varphi_{\mathbb{B}}$.

A popular approach to compute this efficiently—an approach also used by DeepProbLog—is to assume a factorized weight function $\varphi_{\mathbb{P}}$. For instance, the previously used example of burglary and earthquake, which we repeat below, is an example of a neurosymbolic probabilistic logic setting where we assume a factorization of the probability function

$$\sum_{b(V)} \sum_{e(S)} (b(V)_{\mathbb{B}} \vee_{\mathbb{B}} e(S)_{\mathbb{B}})_{\mathbb{P}} \times_{\mathbb{P}} (b(V)_{\mathbb{P}} \times_{\mathbb{P}} e(S)_{\mathbb{P}}). \quad (9)$$

The circuit corresponding to this formula is shown in Figure 3. Importantly, the assumption that $\varphi_{\mathbb{P}}$ factorizes, preferably into $\prod_i a_i(v)_{\mathbb{P}}$, does not limit the expressivity in the context of Boolean variables

because we can introduce additional variables and model dependencies through the logical component $\varphi_{\mathbb{B}}$ (Chavira and Darwiche, 2008; Derkinderen et al., 2024). Appendix A illustrates this through an example.

With a factorized probability function, the example formula can be reformulated into an equivalent but more efficient form (cf. Figure 4). To achieve this, we first reformulate the logical component $b(V)_{\mathbb{B}} \vee_{\mathbb{B}} e(S)_{\mathbb{B}}$ into $b(V)_{\mathbb{B}} \vee_{\mathbb{B}} (e(S)_{\mathbb{B}} \wedge_{\mathbb{B}} \neg_{\mathbb{B}} b(V)_{\mathbb{B}})$. This logical formula is said to be in *deterministic, decomposable negation normal form* (d-DNNF). We omit the details of this form (Darwiche and Marquis, 2002), but it is the properties of this form that allow us to push down the transformation operation. More specifically, to easily push the transformation $T_{\mathbb{B} \rightarrow \mathbb{P}}$ into the leaf nodes where it becomes part of the leaf node’s function, we rely on the following two properties:

$$(\varphi_{\mathbb{B},1} \wedge_{\mathbb{B}} \varphi_{\mathbb{B},2})_{\mathbb{P}} = (\varphi_{\mathbb{B},1})_{\mathbb{P}} \times (\varphi_{\mathbb{B},2})_{\mathbb{P}} \quad \text{and} \quad (\varphi_{\mathbb{B},1} \vee_{\mathbb{B}} \varphi_{\mathbb{B},2})_{\mathbb{P}} = (\varphi_{\mathbb{B},1})_{\mathbb{P}} + (\varphi_{\mathbb{B},2})_{\mathbb{P}}.$$

The latter property is only true iff $\varphi_{\mathbb{B},1}$ and $\varphi_{\mathbb{B},2}$ do not both evaluate to true for any given interpretation—the determinism property (Darwiche and Marquis, 2002). In case the logical component $\varphi_{\mathbb{B}}$ is not a d-DNNF, knowledge compilation techniques can be used to automatically transform it into this form (Meert and Choi, 2017; Lagniez and Marquis, 2017). For more details on the connection between the d-DNNF properties and inference, we refer to Kimmig et al. (2017).

After pushing the transformation into the leaf nodes, we obtain

$$\sum_{b(V)} \sum_{e(S)} \left((b(V)_{\mathbb{B}})_{\mathbb{P}} +_{\mathbb{P}} ((e(S)_{\mathbb{B}})_{\mathbb{P}} \times_{\mathbb{P}} (\neg_{\mathbb{B}} b(V)_{\mathbb{B}})_{\mathbb{P}}) \right) \times_{\mathbb{P}} (b(V)_{\mathbb{P}} \times_{\mathbb{P}} e(S)_{\mathbb{P}}). \quad (10)$$

Next, we push down the probabilistic component $b(V)_{\mathbb{P}} \times_{\mathbb{P}} e(S)_{\mathbb{P}}$ by exploiting distributivity.

$$\sum_{b(V)} \sum_{e(S)} \left((b(V)_{\mathbb{B}})_{\mathbb{P}} \times_{\mathbb{P}} (b(V)_{\mathbb{P}} \times_{\mathbb{P}} e(S)_{\mathbb{P}}) \right) +_{\mathbb{P}} \left(((e(S)_{\mathbb{B}})_{\mathbb{P}} \times_{\mathbb{P}} (\neg_{\mathbb{B}} b(V)_{\mathbb{B}})_{\mathbb{P}}) \times_{\mathbb{P}} (b(V)_{\mathbb{P}} \times_{\mathbb{P}} e(S)_{\mathbb{P}}) \right) \quad (11)$$

Then, we push down the aggregation operations. These will interact with the Boolean algebraic atoms that function as a filter, resolving the aggregation. For example, $(b(V)_{\mathbb{B}})_{\mathbb{P}}$ effectively selects the interpretation wherein $b(V) := \text{true}$. To properly illustrate this, we use the operational notation. For example, we use $\alpha_{b(V)_{\mathbb{B}}}(\sigma; I)$ instead of $b(V)_{\mathbb{B}}$. We repeat the previous formula, but now using the operational notation.

$$\alpha_{\varphi}(\sigma; I) = \left(\sum_{b(V)} \sum_{e(S)} [\alpha_{b(V)_{\mathbb{B}}}(\sigma; I)] \times \alpha_{b(V)_{\mathbb{P}}}(\sigma; I) \times \alpha_{e(S)_{\mathbb{P}}}(\sigma; I) \right) + \left(\sum_{b(V)} \sum_{e(S)} ([\alpha_{e(S)_{\mathbb{B}}}(\sigma; I)] \times [\alpha_{\neg_{\mathbb{B}} b(V)_{\mathbb{B}}}(\sigma; I)]) \times \alpha_{b(V)_{\mathbb{P}}}(\sigma; I) \times \alpha_{e(S)_{\mathbb{P}}}(\sigma; I) \right)$$

By resolving the aggregation operations, and by exploiting commutativity, associativity, and the fact that $\alpha_{b(V)_{\mathbb{P}}}$ is independent of $e(S)$, we obtain the equation below.

$$\alpha_{\varphi}(\sigma; I) = \left(\alpha_{b(V)_{\mathbb{P}}}(\sigma; I[b(V) := \text{true}]) \times \sum_{e(S)} \alpha_{e(S)_{\mathbb{P}}}(\sigma; I[b(V) := \text{true}]) \right) + \left(\alpha_{b(V)_{\mathbb{P}}}(\sigma; I[b(V) := \text{false}, e(S) := \text{true}]) \times \alpha_{e(S)_{\mathbb{P}}}(\sigma; I[b(V) := \text{false}, e(S) := \text{true}]) \right).$$

Finally, we exploit the following facts: $\alpha_{e(S)_{\mathbb{P}}}$ is independent of $b(V)$, $\alpha_{b(V)_{\mathbb{P}}}$ is independent of $e(S)$, $\sum_{e(S)} \alpha_{e(S)_{\mathbb{P}}}(\sigma; I) = nn_e(S) + (1 - nn_e(S)) = 1.0$, and $a \times 1 = a$. This yields the equation below.

$$\alpha_{\varphi}(\sigma, I) = \left(\alpha_{b(V)_{\mathbb{P}}}(\sigma; I[b(V) := \text{true}]) \right) + \left(\alpha_{b(V)_{\mathbb{P}}}(\sigma; I[b(V) := \text{false}]) \times \alpha_{e(S)_{\mathbb{P}}}(\sigma; I[e(S) := \text{true}]) \right)$$

The resulting equation consists of three labelling functions, each of which represents a single probability value. In the neurosymbolic setting this becomes

$$\alpha_{\varphi}(\sigma, I) = nn_b(V) + (1 - nn_b(V)) \times nn_e(S),$$

which corresponds to the circuit in Figure 4.

We have now illustrated how a DeepLog model can be manipulated and optimized in order to obtain a simple and efficient algebraic circuit.

6.3.2 Algebraic Circuits in Neurosymbolic Fuzzy Logic

The knowledge compilation step that is performed while rewriting the probabilistic logic formula can be computationally expensive, even when performed offline. To avoid this step, some works have explored replacing the standard Boolean logic semantics with fuzzy semantics. In practice, this typically means that the otherwise Boolean operations of a logic formula are replaced with fuzzy operations such as the product t-norm operators, and that the Boolean values of each interpretation are replaced with fuzzy scores. In the neurosymbolic setting, those scores are determined by a neural network. This results in a computation that can be modelled using a single algebraic circuit.

Algebraic circuits: fuzzy propositional logic circuits

As example, consider the product t-norm operators, i.e., $x \oplus y = x + y - xy$ and $x \otimes y = xy$, and the formula $\varphi_{\mathbb{F}} = a(v)_{\mathbb{F}} \wedge_{\mathbb{F}} (b(v)_{\mathbb{F}} \vee_{\mathbb{F}} c(v)_{\mathbb{F}})$. The following algebraic circuit computes the fuzzy score of $\varphi_{\mathbb{F}}$ for a given variable assignment, using neural networks to determine the fuzzy score.



While such an algebraic circuit is similar in structure to Figure 4, the semantics are very different. Indeed, the properties that were present in the probabilistic logic case, and that were exploited to transform Equation 9 into the algebraic circuit in Figure 4 are no longer present in the fuzzy setting. In this regard, one can view the approach as a probabilistic fuzzy logic setting where the probability mass is assumed to be concentrated on one specific fuzzy assignment; an assignment that is selected by the neural networks. As exactly one assignment has a non-zero density, the aggregation operators (in this case an integration over the possible fuzzy values) resolve. For a more detailed explanation on this, we refer to Appendix B.

In summary, both neurosymbolic probabilistic logic and fuzzy logic can be modelled using a single algebraic circuit. Even though the computation is similar, we do stress the difference in semantics. In probabilistic logic, neural networks parametrise the probability of assignments while in traditional fuzzy logic they output only a single fuzzy interpretation.

6.4 Efficient Implementation of Algebraic Circuits.

In addition to research on theoretical properties of algebraic circuits, there has also been research on efficient evaluation, and on the acceleration on modern hardware of these circuits. To name a few, Dang et al. (2021) and Maene et al. (2025) map a circuit evaluation to a set of layer evaluations; Liu et al. (2024) focus on probabilistic circuits specifically, which use for \oplus a weighted sum, while Shah et al. (2020, 2021) focus on developing specialized hardware accelerators.

The DeepLog implementation integrates several tools to construct algebraic circuits. In particular, inference in probabilistic logic benefits from Boolean circuits that satisfy the d-DNNF properties. To obtain such circuits, knowledge compilation tools can be used. DeepLog currently integrates a compiler targetting sentential decision diagrams (Meert and Choi, 2017), and we plan to extend support for easily adding Decision-DNNF compilers (Lagniez and Marquis, 2017). For the execution of algebraic circuits we use KLAY (Maene et al., 2025), which enables efficient repeated evaluation on GPU.

The optimization of formulae into more efficient algebraic circuits is a broad, challenging task. While DeepLog currently does provide integration with knowledge compilation toolboxes and with KLAY, automatically detecting without instructions that these are applicable on a given formulae is left for future work. To facilitate the automation of this process in the future, we plan to define within a DeepLog model the properties that can be used to perform optimizations. For example, the semiring properties (commutativity, distributivity, associativity, neutral and annihilating elements) of algebraic structure \mathbb{P} , that are required to optimize the neurosymbolic probabilistic logic setting into a single, efficient algebraic circuit.

7 Evaluation

The key contribution of DeepLog is that it is a neurosymbolic machine that is able to express and execute a wide range of existing neurosymbolic AI systems that combine logic and neural networks through the DeepLog language and its algebraic circuits and software. It is declarative in that it is possible to emulate different neurosymbolic AI approaches by changing the algebraic structures and labelling functions.

This section provides evidence for these claims. More specifically, we demonstrate the generality and flexibility of DeepLog by comparing some common approaches to neurosymbolic AI, as identified in Section 3. We focus on two dimensions: 1) comparing logic in the architecture to logic in the loss, and 2) comparing probabilistic, fuzzy, and probabilistic-fuzzy logics under different semantics. In DeepLog, the differences between such systems (e.g. DeepProbLog (Manhaeve et al., 2021) with logic in the architecture versus Semantic Loss (Xu et al., 2018) with logic in the loss) are reduced to only a few lines of code, with all other factors held constant. Furthermore, we look into the speed-up gained by the architectural choices made in the DeepLog implementation.





While reading through the experimental section, the reader should keep in mind that although the experimental results are interesting by themselves w.r.t. the two dimensions mentioned above, they are not intended as the definite answers to these questions. The experimental section is mainly meant as a demonstration of the abilities of the DeepLog neurosymbolic machine. The other point to keep in mind is that while the current version of the software provides a first implementation, there is ample room for further optimizing the circuits, for using approximate rather than exact inference on the circuits, and for sampling based inference based on the semantics provided through the algebraic circuits.

Experimental details. All experiments use algebraic circuits implemented in KLAY (Maene et al., 2025). For all metrics, we report the median, first and third quantiles over 10 repetitions, and measure statistical significance using the one-tailed Wilcoxon Signed-Rank Test with a significance level of 0.05. We train with the negative log-likelihood loss using the AdamW optimizer (Loshchilov and Hutter, 2017) and perform early stopping on the validation loss. For simplicity, we do not weigh the different losses when considering logic in the loss. Further experimental details are provided in Appendix C.

7.1 Tasks

We compare the methods on the following two tasks.

Visual Sudoku. Visual Sudoku is a common neurosymbolic task where the aim is to predict the validity of a Sudoku, given the digits as images. A Sudoku is valid if it satisfies the three sets of constraints that ensure digits on the same row, column, and in the same box are all different. We showcase the average precision and training time on 4x4 visual sudokus in Table 2.

MNIST Addition. MNIST Addition is a well-known neurosymbolic benchmark. Given two sequences of N MNIST digits, the task is to predict the sum (e.g.   +   = 135). This is challenging because the space of possible sums is combinatorial in the length N . Hence, the reasoning difficulty of this task can easily be increased by incrementing the number of digits in each sequence. Table 3 shows the accuracy on this task.

Recently, an alternative encoding of the MNIST Addition task was adopted (van Krieken et al., 2023; Maene and De Raedt, 2023). This encoding performs carry-based addition, leveraging repeating structure in the logic. Listings 2 and 3 in Appendix C show the original and carry-based programs, respectively. The carry-based circuit is significantly smaller and, therefore, not directly comparable to the original. Note that this type of reduction in problem complexity is not possible in general. Table 4 shows the accuracy and inference time of the two best-performing approaches on the carry-based program.

	Average precision (%)	Training time (s)
Logic in the architecture		
Probabilistic	99.71 ^{+0.04} _{-0.03}	54.20 ^{+8.64} _{-9.43}
Fuzzy		
<i>Gödel</i>	99.23 ^{+0.41} _{-0.08}	44.35 ^{+4.03} _{-2.78}
<i>Lukasiewicz</i>	50.00 ^{+0.00} _{-0.00}	9.15 ^{0.08} _{-0.25}
<i>Product</i>	99.69 ^{+0.03} _{-0.13}	114.61 ^{+12.22} _{-31.69}
Probabilistic-fuzzy		
<i>Gödel</i>	50.29 ^{+2.41} _{-1.56}	72.22 ^{+7.67} _{-5.33}
<i>Lukasiewicz</i>	50.00 ^{+0.00} _{-0.00}	12.36 ^{+0.06} _{-0.09}
<i>Product</i>	<i>99.02</i> ^{+0.18} _{-48.01}	<i>132.43</i> ^{+5.57} _{-114.27}
Logic in the loss		
Probabilistic	52.70 ^{+1.42} _{-2.12}	6.12 ^{+5.30} _{-1.88}
Fuzzy		
<i>Gödel</i>	58.30 ^{+0.62} _{-4.01}	40.82 ^{+3.71} _{-1.67}
<i>Lukasiewicz</i>	51.74 ^{+1.16} _{-0.20}	9.78 ^{+6.70} _{-5.06}
<i>Product</i>	52.28 ^{+1.53} _{-1.46}	13.00 ^{+3.13} _{-5.18}
Probabilistic-fuzzy		
<i>Gödel</i>	50.65 ^{+0.90} _{-0.84}	21.53 ^{+11.93} _{-7.80}
<i>Lukasiewicz</i>	51.58 ^{+1.51} _{-1.16}	13.53 ^{+2.41} _{-7.24}
<i>Product</i>	51.73 ^{+0.67} _{-0.83}	21.07 ^{+10.66} _{-15.29}
Neural baseline	52.71 ^{+1.63} _{-1.87}	1.82 ^{+0.63} _{-0.21}

Table 2: In terms of average precision on the Visual Sudoku 4x4 test set, approaches that use logic in the architecture outperform logic in the loss methods. Probabilistic logic in the architecture trained faster than the product t-norm. Both train slower than the neural baseline, but perform significantly better. Boldface indicates significantly better results under the Wilcoxon Signed-Rank Test. The probabilistic-fuzzy product t-norm for logic in the architecture sometimes fails to find the global minimum, indicated with italics.

Accuracy [%]	Number of digits			
	1	2	3	4
Logic in the architecture				
Probabilistic	97.90 ^{+0.12} _{-0.27}	95.64 ^{+0.31} _{-0.20}	94.21 ^{+0.08} _{-0.51}	91.76 ^{+0.32} _{-0.18}
Fuzzy				
<i>Gödel</i>	64.18 ^{+1.98} _{-10.42}	36.54 ^{+5.44} _{-13.25}	4.74 ^{+8.34} _{-1.71}	0.32 ^{+0.44} _{-0.30}
<i>Lukasiewicz</i>	0.90 ^{+0.00} _{-0.00}	0.00 ^{+0.00} _{-0.00}	0.00 ^{+0.00} _{-0.00}	0.00 ^{+0.00} _{-0.00}
<i>Product</i>	97.87 ^{+0.12} _{-0.17}	96.08 ^{+0.25} _{-0.17}	94.06 ^{+0.06} _{-0.45}	91.72 ^{+0.50} _{-0.24}
Probabilistic-fuzzy				
<i>Gödel</i>	58.43 ^{+6.59} _{-5.46}	1.78 ^{+2.30} _{-0.41}	0.09 ^{+0.03} _{-0.08}	0.00 ^{+0.00} _{-0.00}
<i>Lukasiewicz</i>	7.72 ^{+0.22} _{-0.73}	0.00 ^{+0.00} _{-0.00}	0.00 ^{+0.00} _{-0.00}	0.00 ^{+0.00} _{-0.00}
<i>Product</i>	97.74 ^{+0.07} _{-0.14}	95.32 ^{+0.35} _{-0.24}	93.16 ^{+0.11} _{-1.02}	89.68 ^{+0.16} _{-1.12}
Logic in the loss				
Probabilistic	97.26 ^{+0.27} _{-0.15}	83.66 ^{+2.19} _{-1.17}	1.86 ^{+0.63} _{-0.80}	0.04 ^{+0.46} _{-0.04}
Fuzzy				
<i>Gödel</i>	97.52 ^{+0.25} _{-0.18}	87.16 ^{+1.50} _{-2.19}	3.03 ^{+0.84} _{-1.76}	0.00 ^{+0.06} _{-0.00}
<i>Lukasiewicz</i>	37.27 ^{+55.81} _{-21.91}	83.06 ^{+1.91} _{-2.83}	1.11 ^{+0.08} _{-0.72}	0.00 ^{+0.00} _{-0.00}
<i>Product</i>	97.38 ^{+0.14} _{-0.14}	88.42 ^{+1.25} _{-1.37}	1.29 ^{+0.51} _{-0.21}	0.24 ^{+0.60} _{-0.16}
Probabilistic-fuzzy				
<i>Gödel</i>	97.42 ^{+0.09} _{-0.20}	74.64 ^{+1.98} _{-3.39}	0.06 ^{+0.89} _{-0.00}	0.00 ^{+0.00} _{-0.00}
<i>Lukasiewicz</i>	10.24 ^{+0.00} _{-0.00}	82.08 ^{+3.17} _{-1.06}	1.17 ^{+0.08} _{-0.99}	0.00 ^{+0.00} _{-0.00}
<i>Product</i>	97.19 ^{+0.36} _{-0.24}	86.36 ^{+1.50} _{-1.08}	3.09 ^{+1.65} _{-1.68}	1.00 ^{+0.82} _{-0.34}
Neural baseline	97.46 ^{+0.18} _{-0.28}	79.36 ^{+2.88} _{-1.45}	1.02 ^{+0.18} _{-0.83}	0.00 ^{+0.00} _{-0.00}

Table 3: The highest accuracy on the MNIST Addition test set, indicated with boldface, is achieved by the probabilistic semiring and product t-norm used in the architecture. Using logic in the loss only slightly improves the neural baseline.

	Number of digits			
	1	2	4	10
Accuracy [%]				
Probabilistic	97.71 ^{+0.41} _{-0.13}	95.56 ^{+0.20} _{-0.16}	92.00 ^{+0.46} _{-0.48}	85.00 ^{+1.10} _{-0.55}
Product	97.83 ^{+0.12} _{-0.21}	95.82 ^{+0.41} _{-0.26}	<i>92.20</i> ^{+0.74} _{-1.08} [‡]	<i>85.20</i> ^{+0.85} _{-0.55} [‡]
Neural baseline	97.36 ^{+0.15} _{-0.18}	83.66 ^{+3.04} _{-3.36}	0.00 ^{+0.08} _{-0.00}	0.00 ^{+0.00} _{-0.00}
Inference time [ms/batch]				
Probabilistic	5.15 ^{+0.16} _{-0.06}	5.21 ^{+0.11} _{-0.06}	5.40 ^{+0.09} _{-0.01}	6.06 ^{+0.18} _{-0.09}
Product-T	13.49 ^{+0.10} _{-0.11}	13.72 ^{+0.13} _{-0.14}	14.23 ^{+0.16} _{-0.15}	15.83 ^{+0.23} _{-0.19}
Neural baseline	0.38 ^{+0.01} _{-0.01}	0.35 ^{+0.01} _{-0.01}	0.36 ^{+0.02} _{-0.00}	0.43 ^{+0.00} _{-0.00}

Table 4: The accuracy on the MNIST Addition test set using the carry-based encoding and logic in the architecture. The product t-norm sometimes fails to find the global minimum for larger problem sizes, indicated with italics. Boldface indicates significantly better results under the Wilcoxon Signed-Rank Test.

Usually, NeSy systems are directly compared, although they might differ in more than one aspect and have different implementations. DeepLog’s unifying theoretical framework allows each aspect of a NeSy system to be compared in isolation using a common implementation, making it possible to easily answer fundamental questions such as the following.

RQ 1. Which differences in task performance and computational cost can be attributed to logic in the architecture compared to logic in the loss?

[‡]Two out of ten runs failed to converge.

Across all tasks, logic in the architecture achieves the best performance, while logic in the loss only slightly improves the neural baseline. Logic in the loss guides optimization towards better satisfaction of the constraints, but still requires the neural network to solve the entire task. In contrast, logic in the architecture provides hard guarantees of rule satisfaction conditioned on the neural network’s predictions, providing a strong inductive bias. In this case, the logic solves part of the problem (e.g. enforcing Sudoku rules and performing addition) while the neural network only has to solve the remaining perception task. As the MNIST-Addition task (Table 3 and 4) becomes harder, the neural network has increasingly more tasks to solve and less supervisions for each of them, leading to a drop in performance of the baseline and the logic in the loss approach. The performance of logic in the architecture remains high, as the neural network is still only required to solve the perception task, which did not get harder. Any performance loss can, therefore, be attributed to compounding errors on the neural network’s predictions. Finally, we note that, as logic in the loss only uses the circuit during training, the inference time is equal to that of the neural baseline. The performance of logic in the architecture comes at a cost, as logic and probabilistic inference are still executed for each query after the neural network has made its predictions.

RQ 2. Which differences in task performance and computational cost can be attributed to the choice of semantics?

Probabilistic semantics consistently achieve the best task performance. Under fuzzy semantics, both the Gödel and Łukasiewicz T-norm suffer from the *vanishing derivative problem* previously identified by Van Krieken et al. (2022). This problem implies that the derivative of some of these operators becomes zero within some interval, thereby losing the learning signal. Using logic in the loss largely circumvents the vanishing derivative problem, as there is always a learning signal due to the neural network’s direct predictions. The product t-norm does not have a vanishing derivative and generally achieves the best performance under fuzzy semantics. Its performance is often comparable to probabilistic semantics, as their underlying computation is similar for most of our tasks. However, unlike in the probabilistic setting, the product t-norm assumes all proofs are independent, which leads to a systematic difference with the probabilistic setting. On the MNIST Addition task with carry-based encoding (Table 4), this causes the product t-norm to fail to find the global minimum on two out of ten runs for $N = 4$ and $N = 10$. The probabilistic-fuzzy approach typically performs slightly worse than fuzzy. On the Sudoku task (Table 2), probabilistic-fuzzy fails to optimize, because the models tend to get stuck in a local minimum where the probability distribution converges to always predict equal fuzzy scores for the digit classes, regardless of the input image. Sudokus contain symmetries, so the classifier can learn any permutation of symbols to image classes, which can result in not learning any specific matching in the case of probabilistic fuzzy.

Computationally, fuzzy semantics are generally less expensive than probabilistic reasoning, as they do not require circuit compilation to be sound. Smaller circuit sizes resulting from this often make fuzzy circuits faster to construct and train with. However, in both encodings of the MNIST addition task, all proofs are mutually exclusive, eliminating the need for compilation and making the probabilistic and fuzzy circuits the same size. The product t-conorm operator requires multiple operations (i.e. $a + b - a * b$) per node instead of one (i.e. $a + b$), explaining the difference in timings.

RQ 3. How does the performance of DeepLog’s reimplementations of DeepProbLog compare to the original implementation?

Currently, the uptake of NeSy systems is hindered by the high computational cost of inference in contemporary neurosymbolic systems. However, this is often an implementation issue that can be avoided by making the right architectural choices. For our DeepLog implementation, we compile everything into PyTorch modules, avoiding any bookkeeping by replacing them with appropriate gather and scatter operations. The final circuit should be free of any CPU-bound logic. To show the effectiveness of this approach, we compare the original implementation of DeepProbLog (Manhaeve et al., 2018, 2021) to a reimplementations in DeepLog for the MNIST Addition task on both CPU and GPU. The results are shown in Table 5. Although knowledge compilation can be time-intensive, it only has to be performed once, and is therefore excluded from the time reported here. For DeepLog, we use a batch size that achieves optimal resource utilization. For the original DeepProbLog implementation, we only show the result for the CPU as evaluating the neural network on the GPU is slower. This is due to the fact that the original implementation does not batch, but rather handles each example sequentially. Any speed-up of evaluating the neural network on the GPU is lost due to the overhead of switching between the CPU and the GPU. Note that DeepLog on the CPU is already several orders of magnitude faster than the original DeepProbLog implementation. Because DeepLog compiles to a plain PyTorch module, using a GPU further increases the speed of inference. Note that this not only due to the use of KLayer. Although

KLay offers a great speed-up in the evaluation of the circuit, the entire computational graph needs to be well implemented for the final computation to be efficient.

Digits	Inference time [s/query]		
	DeepProbLog CPU	DeepLog CPU	DeepLog GPU
1	$6.14 \times 10^{-3} \pm 5.85 \times 10^{-4}$	$1.09 \times 10^{-5} \pm 6.46 \times 10^{-7}$	$5.62 \times 10^{-7} \pm 9.10 \times 10^{-8}$
2	$3.52 \times 10^{-2} \pm 1.28 \times 10^{-2}$	$4.13 \times 10^{-5} \pm 3.72 \times 10^{-6}$	$1.52 \times 10^{-6} \pm 1.37 \times 10^{-7}$
3	$1.32 \times 10^{-1} \pm 4.74 \times 10^{-2}$	$2.43 \times 10^{-3} \pm 2.36 \times 10^{-4}$	$1.52 \times 10^{-4} \pm 2.07 \times 10^{-5}$
4	—	$1.96 \times 10^{-1} \pm 7.80 \times 10^{-3}$	$5.40 \times 10^{-2} \pm 1.02 \times 10^{-4}$

Table 5: The fastest average inference time in seconds to evaluate the network and arithmetic circuit for one query is achieved by DeepLog with GPU acceleration. The batch size is chosen for optimal resource utilization as shown in Table 7.

8 Related Work

Neurosymbolic AI focuses on enhancing neural models with reasoning capabilities and enriching symbolic models with perceptual components. The degree and nature of integrated neural - symbolic models varies widely—from loosely coupled, hand-engineered pipelines to tightly integrated probabilistic models. The diversity of both the neural and the symbolic components has resulted in a wide range of different neurosymbolic AI system – an alphabet soup of systems (Serafini and Garcez, 2016; Diligenti et al., 2017; Šourek et al., 2018; Manhaeve et al., 2018; Xu et al., 2018; Si et al., 2019; Marra et al., 2019; Yang et al., 2020; Ahmed et al., 2022). The focus on systems has also lead to an increasing emphasis on empirical evaluation, at the cost of a deeper theoretical understanding of neurosymbolic AI. Nevertheless, there is a growing awareness in the community about these issues and several interesting results that we will now discuss.

While discussing these results, and contrasting them with the DeepLog neurosymbolic machine, it is important to keep in mind the six distinguishing features of DeepLog mentioned at the end of the introduction. The most important differences between DeepLog and other approaches are that DeepLog is not only descriptive, but it is a neurosymbolic machine that consists of a mathematical and computational framework that is not only operational but also allows to emulate a wide range of neurosymbolic approaches.

First, there are several attempts to order the existing landscape of systems in a systematic manner. In Section 3, we already introduced the categorization of Marra et al. (2024), where neurosymbolic systems are categorized according to 7 dimensions inherited from the statistical relational AI field. The framework has proven to be highly effective in capturing different nuances of the current neurosymbolic landscape and helps to establish meaningful connections between systems that superficially seem distinct. Another noteworthy attempt is the one from van Bekkum et al. (2021), where a boxology language is used to describe NeSy approaches and systems as different compositions of standard boxes encapsulating neurosymbolic learning and reasoning components. These boxes are like design patterns and the boxology framework focusses on modularity. Both frameworks are descriptive rather than formal, mathematical let alone operational. While they are able to provide high-level descriptions and abstractions of multiple systems using common blocks, dimensions or functions, they cannot be used to design and construct new systems.

Second, instead of categorising neurosymbolic systems, other efforts aim for a unification of the field in various directions. There exists a long tradition in studying how neural networks can encode logic and vice versa, how logic can be used to encode neural networks and vice versa how neural networks can encode various types of logic (Avila Garcez and Zaverucha, 1999; Hölldobler et al., 1999). In this tradition, Odense and Garcez (2025) contribute a semantic framework and theory that determines when and if neural networks encode a logical semantics, which can be used to translate a logic into a neural network. While logics and semantics are part of DeepLog, they are directly operationalised as algebraic circuits at a logical level, not as neural networks. Furthermore, logic is used as a separate layer to enforce logical consistency on top of neural network outputs instead of obtaining a semantically equivalent neural network with symbolic inputs and outputs. While the work of Odense and Garcez (2025) is at the semantic level only, DeepLog also offers an operational and computational framework.

Third, the framework closest in spirit to DeepLog are the neurosymbolic energy-based models (NeSy-

EBMs) of Dickens et al. (2024), yet they are not as operational as DeepLog. NeSy-EBMs posit abstract energy functions as the central quantity of neurosymbolic models and inference. That is, each neurosymbolic system defines its own energy function, and so an energy-based model, determined by the internals of the system. This unified view of neurosymbolic systems as NeSy-EBMs enables different systems to share the same algorithms for inference and learning. However, unlike DeepLog that integrates systems by exposing and recombining their fundamental semantic components (i.e. labelling functions), NeSy-EBMs do not decompose systems; they collapse each system into an energy term, obscuring the internal structure and limiting operational transparency. In contrast, DeepLog further generalises the definitions of De Smet and De Raedt (2025) and makes them *fully* operational from input to output; given a sentence, a choice of semantics, and an inference task from any neurosymbolic model, DeepLog produces a uniform, algebraic representation that directly implements the desired label as an algebraic circuit.

Finally, ULLER (van Krieken et al., 2024) aims to be a unifying “lingua franca” that can be interpreted by different neurosymbolic systems, which all employ their own specific formalism. ULLER acts as an interface and allows for knowledge and data to be encoded in one common format and used by many systems, i.e the result is a uniform interface and representation with non-uniform computation. It is neither operational nor is it a neurosymbolic machine that can be used for reasoning about and optimizing inference and learning. ULLER does not define a single semantics, but rather leaves the semantics as an open choice determined by the NeSy system that is interfaced. DeepLog is the opposite; it allows the user to encode knowledge in their language of choice and compiles it down into the same intermediate DeepLog language that operationalises as algebraic circuits. That is, DeepLog is a neurosymbolic machine, with a uniform representation and computational mechanism.

9 Conclusion

We have introduced DeepLog, a neurosymbolic machine that captures a diverse set of approaches within a single theoretical and operational framework. At its core, DeepLog is built around a common intermediate language, which abstracts over specific logics—Boolean, fuzzy, or probabilistic—and over implementation choices such as whether logic appears in the architecture or in the loss. This intermediate representation allows systems to be expressed in a uniform way, making their semantics explicit and comparable.

DeepLog operationalizes the intermediate level through algebraic circuits. By compiling the intermediate representations into modular, composable computational graphs, DeepLog provides a principled basis for controlled comparisons between different neurosymbolic systems. This modular design not only clarifies differences and commonalities, but also facilitates reproducibility and systematic exploration of design trade-offs.

Looking ahead, we see several promising directions. We plan to develop automatic circuit optimizations and extend the DeepLog implementation to support approximate inference. We also envision DeepLog as a foundation for higher-level languages and libraries, enabling broader adoption and fostering an interoperable ecosystem. By providing both a unifying theory and a practical platform, DeepLog aims to enable the field of neurosymbolic AI to move from a fragmented collection of systems into a more coherent and principled discipline.

The DeepLog Software will be released at a later point in time, in any case after the paper has been submitted and accepted, if not before.

Acknowledgements

This work project has received funding from the European Research Council (ERC) under the European Union’s Horizon 2020 research and innovation programme (Grant agreement No. 101142702). This research received funding from the Flemish Government under the “Onderzoeksprogramma Artificiële Intelligentie (AI) Vlaanderen” programme. The authors thank Stefano Colamonaco, Jaron Maene and Pedro Zuidberg Dos Martires for their input and feedback.

A Modelling Dependencies

As discussed in Section 6.2, several neurosymbolic systems assume a factorized weight function to improve inference tractability. For example, in

$$\varphi_{\mathbb{P}}(V, S) = \sum_{b(V)} \sum_{e(S)} (b(V)_{\mathbb{B}} \vee_{\mathbb{B}} e(S)_{\mathbb{B}})_{\mathbb{P}} \times_{\mathbb{P}} (b(V)_{\mathbb{P}} \times_{\mathbb{P}} e(S)_{\mathbb{P}})$$

we have $b(V)_{\mathbb{P}} \times_{\mathbb{P}} e(S)_{\mathbb{P}}$. This assumption is without loss of generality due to the presence of the logical component, here $b(V)_{\mathbb{B}} \vee_{\mathbb{B}} e(S)_{\mathbb{B}}$, and our ability to add more atoms. We will explain how to model a dependency even with a factorized weight function using an example. For more information, we refer to Chavira and Darwiche (2008), who show how to model Bayesian networks using such an approach, and to Example 13 of Derkinderen et al. (2024).

Consider the case where the occurrence of a burglary does depend on the occurrence of an earthquake written in DeepProbLog syntax:

```
nn(classifier1, Video) :: burglary(Video).
nn(classifier2a, Seismic) :: e_if_b(Seismic).
nn(classifier2b, Seismic) :: e_if_not_b(Seismic).

earthquake(Seismic) :- (e_if_b(Seismic), burglary(Video)); (e_if_not_b(Seismic), not(burglary(Video))).

? - burglary(v1); earthquake(s1).
```

Listing 1: MNIST Addition original encoding.

The relation between *earthquake*, *e_if_b*, and *e_if_not_b* is encoded using logic:

$$\varphi_{\mathbb{P}}(V, S) = \sum_{b(V)} \sum_{e(S)} \sum_{e_if_b(S)} \sum_{e_if_not_b(S)} \left(\begin{aligned} & (b(V)_{\mathbb{B}} \vee_{\mathbb{B}} e(S)_{\mathbb{B}}) \wedge \\ & (e(S)_{\mathbb{B}} \iff_{\mathbb{B}} (b(V)_{\mathbb{B}} \wedge_{\mathbb{B}} e_if_b(S)_{\mathbb{B}} \vee_{\mathbb{B}} \neg_{\mathbb{B}} b(V)_{\mathbb{B}} \wedge_{\mathbb{B}} e_if_not_b(S)_{\mathbb{B}})) \\ & \end{aligned} \right) \times_{\mathbb{P}} (b(V)_{\mathbb{P}} \times_{\mathbb{P}} e(S)_{\mathbb{P}} \times_{\mathbb{P}} e_if_b(S)_{\mathbb{P}} \times_{\mathbb{P}} e_if_not_b(S)_{\mathbb{P}}),$$

where we use $\iff_{\mathbb{B}}$ as a shorthand for convenience. To obtain the correct probability, the weight function in this case is encoded here as

$$\begin{aligned} \alpha(b(V)_{\mathbb{P}}; I) &:= \begin{cases} nn_1(V) & \text{if } b(V) \stackrel{?}{=} \text{true in } I, \\ 1 - nn_1(V) & \text{otherwise,} \end{cases} \\ \alpha(e(S)_{\mathbb{P}}; I) &:= 1.0 \\ \alpha(e_if_b(V)_{\mathbb{P}}; I) &:= \begin{cases} nn_{2a}(V) & \text{if } e_if_b(V) \stackrel{?}{=} \text{true in } I, \\ 1 - nn_{2a}(V) & \text{otherwise,} \end{cases} \\ \alpha(e_if_not_b(V)_{\mathbb{P}}; I) &:= \begin{cases} nn_{2b}(V) & \text{if } e_if_not_b(V) \stackrel{?}{=} \text{true in } I, \\ 1 - nn_{2b}(V) & \text{otherwise,} \end{cases} \end{aligned}$$

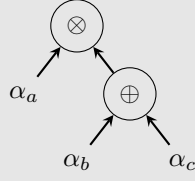
The logic labelling function acts as a simple identity function; for any algebraic atom $x_{\mathbb{B}}$:

$$\alpha(x_{\mathbb{B}}; I) := \begin{cases} \text{true} & \text{if } x \stackrel{?}{=} \text{true in } I, \\ \text{false} & \text{otherwise,} \end{cases}$$

B Algebraic Circuits in Neurosymbolic Fuzzy Logic

A standard task in the neurosymbolic fuzzy logic setting is to evaluate $\varphi_{\mathbb{F}}$, which is a formula that comprises fuzzy operations and where the interpretation of each atom is a fuzzy score that is determined by a neural network. This formula can trivially be mapped to a single evaluation of the algebraic circuit.

As example, consider the product t-norm operators, i.e., $x \oplus y = x + y - xy$ and $x \otimes y = xy$, and the formula $\varphi_{\mathbb{F}} = a(v)_{\mathbb{F}} \wedge_{\mathbb{F}} (b(v)_{\mathbb{F}} \vee_{\mathbb{F}} c(v)_{\mathbb{F}})$. The following algebraic circuit computes the fuzzy score of $\varphi_{\mathbb{F}}$ for a given variable assignment, using neural networks to determine the fuzzy score.



where

$$\alpha_a(v; I) = nn_a(v)$$

$$\alpha_b(v; I) = nn_b(v)$$

$$\alpha_c(v; I) = nn_c(v)$$

This approach can be viewed in the probabilistic context—probabilistic fuzzy logic—if we assume that the probability mass is concentrated on one specific fuzzy assignment; an assignment that is selected by the neural networks. In this view, the above approach is a rewrite that more easily allows the use of algebraic circuits.

We briefly explain this probabilistic perspective in more detail as it helps to better contrast the fuzzy logic setting with the probabilistic logic setting. According to this perspective, the neurosymbolic fuzzy logic formula can be redefined as

$$\mathcal{T}(v) = \int_{(z_1, \dots, z_n) \in \text{dom}(a_1(v), \dots, a_n(v))} \varphi_{\mathbb{F}}(a_1(v), \dots, a_n(v))_{\mathbb{R}} \times_{\mathbb{R}} \varphi'_{\mathbb{P}}(a_1(v), \dots, a_n(v))_{\mathbb{R}} da_1(v) \dots da_n(v), \quad (12)$$

with $\varphi_{\mathbb{F}}$ a formula that represents the fuzzy score and that comprises atoms $a_1(v) \dots, a_n(v)$ whose truth values z_1, \dots, z_n are fuzzy scores, $\varphi'_{\mathbb{P}}$ a formula that represents the probability density of interpretation $\{a_1(v) := z_1, \dots, a_n(v) := z_n\}$ and variable assignment v , and \mathbb{R} an algebraic structure of real values that represent expected fuzzy scores. To efficiently evaluate this equation, neurosymbolic fuzzy logic relies on the aforementioned assumption: the probability distribution is assumed to concentrate the probability mass on one specific assignment, the one indicated by the neural network outputs $nn_i(v)$. Mathematically this is defined as

$$\alpha(\varphi'_{\mathbb{P}}[v]; I) = \prod_{i=1}^n \delta(a_i(v) - nn_i(v)),$$

where the right hand side $a_i(v)$ is the interpretation for atom $a_i(v)$ —a fuzzy score that is defined and dynamically changed by the integration operation. Because of this probability assumption, the only relevant assignment to $(a_1(v), \dots, a_n(v))$ is $(nn_1(v), \dots, nn_n(v))$. Hence, Equation 12 is more efficiently computed as

$$\varphi_{\mathbb{F}}(nn_1(v), \dots, nn_n(v)), \quad (13)$$

which, as stated earlier, is what neurosymbolic fuzzy logic systems typically do.

As example, consider

$$\int_{(z_a, \dots, z_c) \in \text{dom}(a(v)) \times \text{dom}(b(v)) \times \text{dom}(c(v))} \left[a(v)_{\mathbb{F}} \wedge_{\mathbb{F}} (b(v)_{\mathbb{F}} \vee_{\mathbb{F}} c(v)_{\mathbb{F}}) \right]_{\mathbb{R}} \times_{\mathbb{R}} \left[a(v)_{\mathbb{P}} \wedge_{\mathbb{P}} b(v)_{\mathbb{P}} \wedge_{\mathbb{P}} c(v)_{\mathbb{P}} \right]_{\mathbb{R}} da(v) db(v) dc(v), \quad (14)$$

where $a(v)$, $b(v)$, and $c(v)$ are atoms with a fuzzy interpretation, the values of which are determined by the integration. Their labels in a fuzzy context are the interpretations themselves.

$$\alpha(a(v)_{\mathbb{F}}; I) := a(v) \text{ in } I \quad \alpha(b(v)_{\mathbb{F}}; I) := b(v) \text{ in } I \quad \alpha(c(v)_{\mathbb{F}}; I) := c(v) \text{ in } I$$

The probabilistic labels are defined using the Dirac delta.

$$\alpha(a(v)_{\mathbb{P}}; I) := \delta(a(v) - nn_a(v))$$

$$\alpha(b(v)_{\mathbb{P}}; I) := \delta(b(v) - nn_b(v))$$

$$\alpha(c(v)_{\mathbb{P}}; I) := \delta(c(v) - nn_c(v))$$

Because of these Dirac deltas, the probability density is non-zero only when

$$I = \{a(v) = nn_a(v), \quad b(v) = nn_b(v), \quad c(v) = nn_c(v)\}.$$

In other words, under the above interpretation, Equation 14 is equivalent to

$$a(v)_{\mathbb{F}} \wedge_{\mathbb{F}} (b(v)_{\mathbb{F}} \vee_{\mathbb{F}} c(v)_{\mathbb{F}}), \quad (15)$$

where $\alpha(a(v)_{\mathbb{F}}; I)$, $\alpha(b(v)_{\mathbb{F}}; I)$, and $\alpha(c(v)_{\mathbb{F}}; I)$ remain the same as before.

In summary, a traditional neurosymbolic fuzzy logic system (Equation 12) computes the expected fuzzy score while assuming a Dirac-delta distribution, which is efficiently computable as a single circuit evaluation⁴.

C Experimental Setup

	Visual Sudoku	MNIST-Addition
GPU	NVIDIA RTX 3080 Ti	NVIDIA L40S
batch size	64	16
learning rate	$1e^{-3}$	$1e^{-3}$
patience	5	5
neural network	LeNet	LeNet

Table 6: Experimental details.

Implementation of design choices. The logic in the loss approach uses the same network as logic in the architecture, but has two separate heads: one predicts inputs to the logic (e.g., MNIST classification), and the other predicts the answer to the full task (e.g., Sudoku validity or the sum of the numbers) using the horizontally joined activations of all images.

We implement probabilistic-fuzzy semantics by using a neural network to predict the parameters of a probability distribution over the fuzzy labels of the atoms. Samples from this distribution are then propagated through a circuit to compute the corresponding fuzzy label of the formula. Aggregating these results across samples yields the expected fuzzy value of the formula.

MNIST Addition encodings Listing 2 and 3 show the original and the carry-based MNIST Addition encoding, respectively.

The first main difference is that the carry-based encoding predicts the probability of each digit in the sum separately, thereby lowering the number of ground atoms that need to be proven. For example, for MNIST Addition with 2-digit numbers, the carry-based encoding computes the probability of $2+10+10 = 22$ ground atoms, compared to 199 for the original encoding. The second difference is structural: in the original encoding, the number predicate is the main source of circuit size with a fan-out of ten at each level. In the circuit-based encoding, only the carry predicate is defined recursively. This predicate only has a fan-out of two at each level, resulting in significantly smaller circuits.

Note that such a reduction in problem complexity is not possible in general, but, in this specific case, it leads to circuits that are structurally incomparable. Therefore, these two encodings should be treated as two distinct tasks.

```

classifier(I, N) :: classify(I, N).
digit(I, N) :- between(0, 9, N), classify(I, N).

number([], 0).
number([H | T], N) :- digit(H, N1), number(T, N2), length(T, L), is(N, (10**L)*N1 + N2).

addition(L1, L2, S) :- number(L1, N1), number(L2, N2), is(S, N1 + N2).

? - addition([img0, img1], [img2, img3], S)

```

⁴As example of a less traditional neurosymbolic fuzzy logic systems, consider NeuPSL (Pryor et al., 2023). They do not assume a Dirac delta distribution, and as a consequence their evaluation no longer translates to a single circuit evaluation.

Listing 2: MNIST Addition original encoding.

Note that here, for familiarity, we use an encoding inspired by DeepProbLog. This serves as an example of a high-level language that would get compiled into the DeepLog intermediate representation. For more info, see Appendix D. A possible translation to DeepLog for the query `addition(0, 1, 1)` could be:

$$\varphi(I_1, I_2) = \sum_{D_1} \sum_{D_2} (\text{is}(D_1, D_2)_{\mathbb{B}})_{\mathbb{P}} \times_{\mathbb{P}} (\text{classify}(I_1, D_1)_{\mathbb{P}} \times_{\mathbb{P}} \text{classify}(I_2, D_2)_{\mathbb{P}})$$

```

classifier(I, N) :: classify(I, N).
digit(I, N) :- between(0, 9, N), classify(I, N).

addMod10(I1, I2, C, N) :- between(0, 1, C), digit(I1, N1), digit(I2, N2), is(N, (N1 + N2 + C) mod 10).
addDiv10(I1, I2, Cin, Cout) :- between(0, 1, Cin), digit(I1, N1), digit(I2, N2), is(Cout, (N1 + N2 + Cin) div 10).

carry([], [], 0).
carry([H1 | T1], [H2 | T2], Cout) :- carry(T1, T2, Cin), addDiv10(H1, H2, Cin, Cout).

addition([], [], 0).
addition([H1 | T1], [H2 | T2], N) :- carry(T1, T2, Cin), addMod10(H1, H2, Cin, N).

? - carry([img0, img1], [img2, img3], N1)
? - addition([img0, img1], [img2, img3], N2)
? - addition([img1], [img3], N3)

```

Listing 3: MNIST Addition carry-based encoding.

Digits	DeepProbLog CPU	DeepLog CPU	DeepLog GPU
1	1	256	8192
2	1	128	1024
3	1	128	512
4	1	64	2

Table 7: Batch size that achieves optimal resource utilization on the MNIST Addition task.

D Syntax

In this section, we provide a concise overview of logic programming syntax. A term t can be a constant c , a variable V , or a structured term of the form $f(u_1, \dots, u_k)$, where f is a functor and each u_i is itself a term. Atoms are expressions of the form $q(t_1, \dots, t_n)$, where q is a predicate of arity n (also denoted q/n) and each t_i is a term. A literal is either an atom or its negation, written $\neg q(t_1, \dots, t_n)$. A rule has the form

$$h :- b_1, \dots, b_n.$$

where h is an atom and each b_i is a literal. All variables are universally quantified. Informally, such a rule states that h is true whenever all of the b_i are true. Here, $:-$ denotes logical implication (\leftarrow), and the comma $(,)$ denotes conjunction (\wedge). Rules with no body ($n = 0$) are called *facts*. A logic program is a finite set of rules. We adopt the Prolog naming convention: constants, functors, and predicates begin with a lowercase letter, while variables begin with an uppercase letter. We assign a label l to an atom f using the notation:

$$l :: f$$

References

Abadi, M., Agarwal, A., Barham, P., Brevdo, E., Chen, Z., Citro, C., Corrado, G. S., Davis, A., Dean, J., Devin, M., Ghemawat, S., Goodfellow, I., Harp, A., Irving, G., Isard, M., Jia, Y., Jozefowicz, R.,

- Kaiser, L., Kudlur, M., Levenberg, J., Mané, D., Monga, R., Moore, S., Murray, D., Olah, C., Schuster, M., Shlens, J., Steiner, B., Sutskever, I., Talwar, K., Tucker, P., Vanhoucke, V., Vasudevan, V., Viégas, F., Vinyals, O., Warden, P., Wattenberg, M., Wicke, M., Yu, Y., and Zheng, X. (2015). TensorFlow: Large-scale machine learning on heterogeneous systems. Software available from tensorflow.org.
- Ahmed, K., Teso, S., Chang, K.-W., Van den Broeck, G., and Vergari, A. (2022). Semantic probabilistic layers for neuro-symbolic learning. *Advances in Neural Information Processing Systems*, 35:29944–29959.
- Ansel, J., Yang, E., He, H., Gimelshein, N., Jain, A., Voznesensky, M., Bao, B., Bell, P., Berard, D., Burovski, E., Chauhan, G., Chourdia, A., Constable, W., Desmaison, A., DeVito, Z., Ellison, E., Feng, W., Gong, J., Gschwind, M., Hirsh, B., Huang, S., Kalambarkar, K., Kirsch, L., Lazos, M., Lezcano, M., Liang, Y., Liang, J., Lu, Y., Luk, C., Maher, B., Pan, Y., Puhersch, C., Reso, M., Saroufim, M., Siraichi, M. Y., Suk, H., Suo, M., Tillet, P., Wang, E., Wang, X., Wen, W., Zhang, S., Zhao, X., Zhou, K., Zou, R., Mathews, A., Chanan, G., Wu, P., and Chintala, S. (2024). PyTorch 2: Faster Machine Learning Through Dynamic Python Bytecode Transformation and Graph Compilation. In *29th ACM International Conference on Architectural Support for Programming Languages and Operating Systems, Volume 2 (ASPLOS '24)*. ACM.
- Avila Garcez, A. S. and Zaverucha, G. (1999). The connectionist inductive learning and logic programming system. *Applied Intelligence*, 11(1):59–77.
- Belle, V., Passerini, A., and Van den Broeck, G. (2015). Probabilistic inference in hybrid domains by weighted model integration. In *Proceedings of the Twenty-Fourth International Joint Conference on Artificial Intelligence, IJCAI 2015, Buenos Aires, Argentina, July 25-31, 2015*, pages 2770–2776. IJCAI Inc.
- Bradbury, J., Frostig, R., Hawkins, P., Johnson, M. J., Leary, C., Maclaurin, D., Necula, G., Paszke, A., VanderPlas, J., Wanderman-Milne, S., and Zhang, Q. (2018). JAX: composable transformations of Python+NumPy programs.
- Chang, C. C. and Keisler, H. J. (1990). *Model theory*. Elsevier.
- Chavira, M. and Darwiche, A. (2008). On probabilistic inference by weighted model counting. *Artif. Intell.*, 172(6-7):772–799.
- Dang, M., Khosravi, P., Liang, Y., Vergari, A., and Van den Broeck, G. (2021). Juice: A julia package for logic and probabilistic circuits. In *Proceedings of the AAAI Conference on Artificial Intelligence*, pages 16020–16023.
- Darwiche, A. (2003). A differential approach to inference in bayesian networks. *Journal of the ACM (JACM)*, 50(3):280–305.
- Darwiche, A. and Marquis, P. (2002). A knowledge compilation map. *Journal of Artificial Intelligence Research*, 17:229–264.
- De Raedt, L., Dumančić, S., Manhaeve, R., and Marra, G. (2020). From statistical relational to neuro-symbolic artificial intelligence. In Bessiere, C., editor, *Proceedings of the Twenty-Ninth International Joint Conference on Artificial Intelligence, IJCAI-20*, pages 4943–4950. International Joint Conferences on Artificial Intelligence Organization. Survey track.
- De Raedt, L., Kersting, K., Natarajan, S., and Poole, D. (2016). Statistical relational artificial intelligence: Logic, probability, and computation. *Synthesis lectures on artificial intelligence and machine learning*, 10(2):1–189.
- De Smet, L. and De Raedt, L. (2025). Defining neurosymbolic ai. *arXiv preprint arXiv:2507.11127*.
- Derkinderen, V., Manhaeve, R., Zuidberg Dos Martires, P., and De Raedt, L. (2024). Semirings for probabilistic and neuro-symbolic logic programming. *Int. J. Approx. Reason.*, 171:109130.
- Dickens, C., Pryor, C., Gao, C., Albalak, A., Augustine, E., Wang, W., Wright, S., and Getoor, L. (2024). A mathematical framework, a taxonomy of modeling paradigms, and a suite of learning techniques for neural-symbolic systems. *arXiv preprint arXiv:2407.09693*.

- Diligenti, M., Gori, M., and Saccà, C. (2017). Semantic-based regularization for learning and inference. *Artif. Intell.*, 244.
- Donadello, I., Serafini, L., and d’Avila Garcez, A. S. (2017). Logic tensor networks for semantic image interpretation. In *IJCAI*.
- Encyclopedia Britannica (2025). Truth value. <https://www.britannica.com/topic/truth-value>.
- Flach, P. (1994). *Simply Logical: Intelligent Reasoning by Example*. John Wiley & Sons, Inc.
- Garcez, A. d. and Lamb, L. C. (2023). Neurosymbolic ai: The 3 rd wave. *Artificial Intelligence Review*, 56(11):12387–12406.
- Grabisch, M., Marichal, J.-L., Mesiar, R., and Pap, E. (2009). *Aggregation functions*, volume 127. Cambridge University Press.
- Hölldobler, S., Kalinke, Y., and Störr, H.-P. (1999). Approximating the semantics of logic programs by recurrent neural networks. *Applied Intelligence*, 11(1):45–58.
- Kimmig, A., Van den Broeck, G., and De Raedt, L. (2017). Algebraic model counting. *J. Appl. Log.*, 22:46–62.
- Lagniez, J. and Marquis, P. (2017). An improved decision-dnnf compiler. In *IJCAI*, pages 667–673. ijcai.org.
- Liu, A., Ahmed, K., and Van den Broeck, G. (2024). Scaling tractable probabilistic circuits: A systems perspective. In *Forty-first International Conference on Machine Learning*.
- Loshchilov, I. and Hutter, F. (2017). Decoupled weight decay regularization. *arXiv preprint arXiv:1711.05101*.
- Maene, J. and De Raedt, L. (2023). Soft-unification in deep probabilistic logic. In Oh, A., Naumann, T., Globerson, A., Saenko, K., Hardt, M., and Levine, S., editors, *Advances in Neural Information Processing Systems*, volume 36, pages 60804–60820. Curran Associates, Inc.
- Maene, J., Derkinderen, V., and Martires, P. Z. D. (2025). KLayer: Accelerating arithmetic circuits for neurosymbolic AI. In *The Thirteenth International Conference on Learning Representations*.
- Manhaeve, R., Dumančić, S., Kimmig, A., Demeester, T., and De Raedt, L. (2018). DeepProbLog: neural probabilistic logic programming. In *NeurIPS*.
- Manhaeve, R., Dumančić, S., Kimmig, A., Demeester, T., and De Raedt, L. (2021). Neural probabilistic logic programming in DeepProbLog. *Artificial Intelligence*, 298:103504.
- Marra, G., Dumančić, S., Manhaeve, R., and De Raedt, L. (2024). From statistical relational to neurosymbolic artificial intelligence: A survey. *Artificial Intelligence*, 328:104062.
- Marra, G., Giannini, F., Diligenti, M., and Gori, M. (2019). Integrating learning and reasoning with deep logic models. In *Joint European Conference on Machine Learning and Knowledge Discovery in Databases*, pages 517–532. Springer.
- Meert, W. and Choi, A. (2017). PySDD.
- Odense, S. and Garcez, A. d. (2025). A semantic framework for neurosymbolic computation. *Artificial Intelligence*, 340:104273.
- Poon, H. and Domingos, P. (2011). Sum-product networks: A new deep architecture. In *2011 IEEE International Conference on Computer Vision Workshops (ICCV Workshops)*, pages 689–690. IEEE.
- Pryor, C., Dickens, C., Augustine, E., Albalak, A., Wang, W. Y., and Getoor, L. (2023). Neupsl: Neural probabilistic soft logic. In *IJCAI*, pages 4145–4153. ijcai.org.
- Ruiz, A. L., Morales, E. C., Roure, L. P., Ríos, A. G., and Meseguer, M. J. L. (2021). *Arithmetic and Algebraic Circuits*, volume 201 of *Intelligent Systems Reference Library*. Springer.

- Serafini, L. and Garcez, A. d. (2016). Logic Tensor Networks: Deep Learning and Logical Reasoning from Data and Knowledge. *arXiv:1606.04422 [cs]*. arXiv: 1606.04422.
- Shah, N., Olascoaga, L. I. G., Meert, W., and Verhelst, M. (2020). Acceleration of probabilistic reasoning through custom processor architecture. In *2020 Design, Automation & Test in Europe Conference & Exhibition (DATE)*, pages 322–325. IEEE.
- Shah, N., Olascoaga, L. I. G., Zhao, S., Meert, W., and Verhelst, M. (2021). Dpu: Dag processing unit for irregular graphs with precision-scalable posit arithmetic in 28 nm. *IEEE Journal of Solid-State Circuits*, 57(8):2586–2596.
- Si, X., Raghothaman, M., Heo, K., and Naik, M. (2019). Synthesizing datalog programs using numerical relaxation. In *IJCAI*.
- Tarski, A. (1983). *Logic, semantics, metamathematics: papers from 1923 to 1938*. Hackett Publishing.
- van Bekkum, M., de Boer, M., van Harmelen, F., Meyer-Vitali, A., and Teije, A. t. (2021). Modular Design Patterns for Hybrid Learning and Reasoning Systems: a taxonomy, patterns and use cases. *arXiv:2102.11965 [cs]*. arXiv: 2102.11965.
- van Harmelen, F. and ten Teije, A. (2019). A boxology of design patterns for hybrid learning and reasoning systems. *J. Web Eng.*, 18(1-3):97–124.
- Van Krieken, E., Acar, E., and Van Harmelen, F. (2022). Analyzing differentiable fuzzy logic operators. *Artificial Intelligence*, 302:103602.
- van Krieken, E., Badreddine, S., Manhaeve, R., and Giunchiglia, E. (2024). ULLER: A unified language for learning and reasoning. In *NeSy (1)*, volume 14979 of *Lecture Notes in Computer Science*, pages 219–239. Springer.
- van Krieken, E., Thanapalasingam, T., Tomczak, J., Van Harmelen, F., and Ten Teije, A. (2023). Anesi: A scalable approximate method for probabilistic neurosymbolic inference. *Advances in Neural Information Processing Systems*, 36:24586–24609.
- Vergari, A., Choi, Y., Liu, A., Teso, S., and Van den Broeck, G. (2021). A compositional atlas of tractable circuit operations for probabilistic inference. *Advances in Neural Information Processing Systems*, 34:13189–13201.
- Wang, B., Mauá, D., Van den Broeck, G., and Choi, Y. (2024). A compositional atlas for algebraic circuits. *Advances in Neural Information Processing Systems*, 37:141318–141355.
- Xu, J., Zhang, Z., Friedman, T., Liang, Y., and Van den Broeck, G. (2018). A semantic loss function for deep learning with symbolic knowledge. In *ICML*.
- Yang, Z., Ishay, A., and Lee, J. (2020). NeurASP: embracing neural networks into answer set programming. In *Proceedings of the Twenty-Ninth International Joint Conference on Artificial Intelligence, IJCAI*, pages 1755–1762.
- Šourek, G., Aschenbrenner, V., Zelezný, F., Schockaert, S., and Kuželka, O. (2018). Lifted relational neural networks: Efficient learning of latent relational structures. *J. Artif. Intell. Res.*, 62.