

On the Rheology of Two-Dimensional Dilute Emulsions

Thomas Appleford ^{*} ¹, Vatsal Sanjay [†] ², and Maziyar Jalaal [‡] ¹

¹*Van der Waals-Zeeman Institute, Institute of Physics, University of Amsterdam, The Netherlands*

²*CoMPhy Lab, Department of Physics, Durham University, United Kingdom*

Abstract

The single droplet under shear is a foundational problem in fluid mechanics. In computational fluid dynamics, the two-dimensional (2D) formulation offers advantages in both computational efficiency and relevance, yet its theoretical treatment remains relatively underdeveloped. In this brief note, we present an analytical treatment of this problem, beginning with a derivation of the Lamb solution for 2D Stokes flows, which in turn is used to obtain the flow fields around a droplet in a purely extensional flow. Using these flow fields, expressions are obtained for the apparent viscosity, μ^* , of a dilute emulsion as well as a small deformation theory. We show that $\mu^* = \mu(1 + f(\lambda)\phi) + \mathcal{O}(\phi^2)$ with $f(\lambda) = (2\lambda + 1)/(\lambda + 1)$ where λ is the ratio of the droplet viscosity to the matrix viscosity and ϕ is the area fraction covered by the suspended phase. Also the steady state value of the Taylor deformation parameter D_T^∞ , in the capillarity-dominated regime, obeys $D_T^\infty = g(\lambda) \text{Ca}$, where Ca is the capillary number and $g(\lambda) = 1$. This contrasts with the 3D case, where $g(\lambda)$ depends on λ . These results are then validated through direct numerical simulations across a wide range of viscosity ratios ($0.01 < \lambda < 100$). Our results provide a basic theoretical framework for interpreting 2D droplet simulations and provide clear benchmarks for computational fluid dynamics.

keywords: Droplets | Emulsions | Surface Tension

I. INTRODUCTION

An emulsion is a heterogeneous mixture of two immiscible fluids, where one phase (the dispersed phase) consists of droplets dispersed in the other phase (the continuous phase), often stabilized by a surfactant. Emulsions typically exhibit complex rheological properties, such as elasticity or yield stress, even when neither of the phases independently demonstrates these characteristics. These additional properties make emulsions crucial in a variety of scientific and industrial contexts [1], including food science, cosmetics, pharmaceuticals, oil recovery [2], and the mixing of viscous liquids [3]. The rheological behaviour of emulsions, particularly in the dilute limit, depends on multiple factors, including the size distribution and volume fraction of the droplets, surface tension, the presence of surfactants, and the relative viscosities of the phases. However, perhaps more fundamentally, the properties of an emulsion are a result of interactions between the droplets and the surrounding flow. Thus, understanding individual droplets under shear remains central to the study of emulsion physics.

In simple shear, a droplet deforms as a result of the imbalance between viscous forces and surface tension. The droplet elongates in the direction of the shear, with the extent of the deformation primarily influenced by the shear rate, the viscosity of each phase, and the droplet's surface tension. At moderate shear rates, the droplet attains a stable shape; however, at excessively high shear rates, it ruptures. The first theoretical treatment of the droplet under shear is found in the seminal works of Taylor [4, 5], in which Lamb's general solution of the Stokes equations [6] is used to derive an analytical solution for purely extensional flow around a non-deformable droplet. Taylor then generalises Einstein's formula [7] for the viscosity of a dilute suspension of rigid particles to the case of viscous droplets, as well as deriving a small deformation theory.

Subsequent studies have sought to extend these results to larger, time-dependent deformations [2, 8–11], confinement effects [12], surfactant effects [13–15], and droplet breakup [16, 17]. More recent computational studies have examined droplets in shear flows where the phases exhibit non-Newtonian rheological properties [18–20]. The topic has been reviewed in the literature many times, notably in the articles by Acrivos [21], Rallison [2], and Stone [22]. More recent reviews on related topics are available in [23, 24].

Although most studies focus on three-dimensional (3D) systems, the high computational cost has led researchers to explore efficient alternatives. In particular, two-dimensional (2D) simulations have emerged as a more tractable option, requiring significantly fewer computational resources while still capturing the essential physics, away from breakup. While 2D simulations have been applied extensively to both dilute and dense emulsion

^{*}t.appleford@uva.nl

[†]ORCID: 0000-0002-4293-6099

[‡]m.jalaal@uva.nl, ORCID: 0000-0002-5654-8505

systems [25, 26], the theory of individual 2D droplets under shear remains relatively underexplored. Notable exceptions include the classic works of Richardson [27, 28] on 2D bubbles and the study of Buckmaster & Flaherty's [29], which utilise complex variables to determine 2D droplet shapes and steady-state flow fields. The results of the later has been used in some more recent computational studies [30, 31].

The lack of a comprehensive theory for the dynamics of 2D droplets under shear has sometimes led to dubious comparisons between 2D simulations and 3D theories based on the assumption that numerical factors remain unchanged. To address this, we focus on the differences arising from the change in dimensionality and provide a theoretical treatment of the 2D problem. We begin by retracing Taylor's steps, deriving the Lamb solution in 2D, solving it for extensional flow around a non-deformable droplet, calculating the apparent viscosity for a dilute suspension, and developing a theory for small deformations. Our results are validated and supplemented with direct numerical simulations, offering concise theoretical and computational insights that can serve as a benchmark for future studies on 2D droplets under shear. Moreover, these results can also form the basis for further theoretical treatments in 2D multiphase flows exhibiting symmetry-broken properties, which have attracted considerable attention in recent years [32, 33].

II. PROBLEM STATEMENT

A. Problem Configuration

A circular droplet of radius R is placed at the origin, at the centre of a square domain of side length L (in our theoretical treatment of the problem in Section III, we will assume $L/R \rightarrow \infty$). The components of the velocity field, $\mathbf{u} = (u, v)$, are initialised as $u(x, y) = \dot{\gamma}y$, $v(x, y) = 0$, so that the system is immediately in a state of flow (see figure 1). The upper and lower edges of the domain can be thought of as parallel plates moving in opposite directions to maintain the shear flow between them. Accordingly, the boundary conditions imposed on the upper and lower edges are $u(y = \pm L/2) = \pm \dot{\gamma}L/2$ such that the average strain rate between the two plates is given by $\dot{\gamma}$. On the left and right edges of the domain, we impose periodic boundary conditions such that the system has periodicity L . The fluids inside and outside the droplet have an equal density ρ . The viscosity of the matrix is denoted by μ , whilst the viscosity of the fluid in the droplet is $\lambda\mu$. The coefficient of surface tension at the droplet interface is constant and denoted by σ .

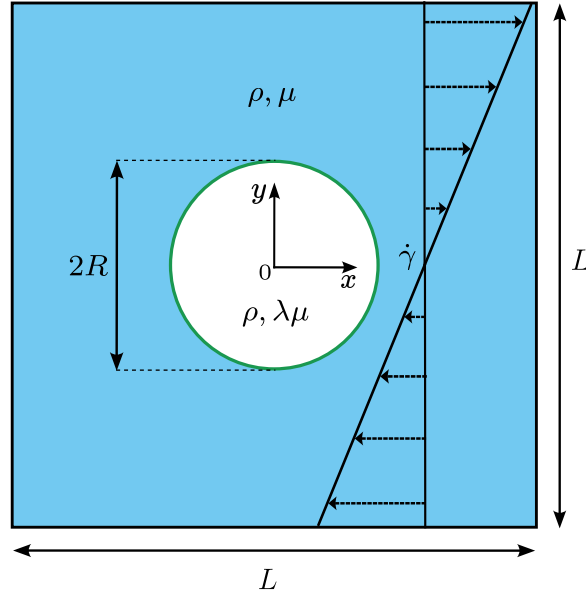


Figure 1: Configuration of the simulations of the droplet under shear problem.

B. Equations of Motion

Since the system comprises incompressible fluids, the continuity equation in each phase takes the following form:

$$\nabla \cdot \mathbf{u} = 0. \quad (1)$$

Furthermore, each fluid is Newtonian. Thus, the momentum equation for the system is the incompressible Navier-Stokes equation, which reads:

$$\rho \left(\frac{\partial \mathbf{u}}{\partial t} + (\mathbf{u} \cdot \nabla) \mathbf{u} \right) = -\nabla p + \nabla \cdot (2\mu (f + [1 - f]\lambda) \mathbf{E}) + \sigma \kappa \hat{\mathbf{n}} \delta_S, \quad (2)$$

where $f = f(x, y)$ is an indicator function which takes the value 0 inside the droplet and 1 outside, $\mathbf{E} = (\nabla \mathbf{u} + (\nabla \mathbf{u})^T)/2$ is the symmetric part of the velocity gradient tensor, κ is the curvature of the interface, $\hat{\mathbf{n}}$ is the unit normal to the interface and δ_S is a Dirac delta distribution centred on the interface. We make the equations of motion dimensionless by re-scaling the time, length, and pressure variables by their characteristic values. These are the shear flow time scale, $1/\dot{\gamma}$, the initial radius, R , and the viscous stress scale, $\mu\dot{\gamma}$. The dimensionless groups that appear are the Reynolds number, Re , and the capillary number, Ca , which are defined as follows:

$$\text{Re} = \frac{\rho\dot{\gamma}R^2}{\mu}, \quad (3)$$

$$\text{Ca} = \frac{\mu\dot{\gamma}R}{\sigma}. \quad (4)$$

The equations then read:

$$\text{Re} \left(\frac{\partial \mathbf{u}^*}{\partial t^*} + (\mathbf{u}^* \cdot \nabla^*) \mathbf{u}^* \right) = -\nabla^* p^* + \nabla^* \cdot (2(f + [1 - f]\lambda) \mathbf{E}^*) + \frac{1}{\text{Ca}} \kappa^* \hat{\mathbf{n}} \delta_S^*. \quad (5)$$

where all the starred quantities are dimensionless. The Reynolds number quantifies the ratio of inertial and viscous forces within the system, whilst the capillary number quantifies the relative size of the viscous forces and capillary forces. Since we imagine the droplet to be small, we focus our attention exclusively on the Stokesian limit with small Re (more specifically $\text{Re} = 0.01$), where inertial effects are negligible, and the regime of small Ca (more specifically $\text{Ca} \ll 1$) in which droplets undergo finite deformations and do not rupture. In simulations, we typically, unless otherwise stated, fix the ratio $L/R = 20$ such that the interactions between the droplet and the wall, as well as self-interactions with its periodic image are negligible. This fixes the volume fraction of the suspended phase $\phi = \pi R^2/L^2 \approx 0.008$, such that when viewed as a periodic droplet emulsion, the system can be considered dilute. In other simulations, where ϕ is explicitly varied, we vary L/R between 5 and 20 such that ϕ varies from $\phi \approx 0.008$ to $\phi \approx 0.125$.

III. ANALYTICAL RESULTS IN THE STOKESIAN LIMIT

A. The Lamb Solution for Two-Dimensional Stokes Flows

As previously discussed, we will focus exclusively on the Stokesian limit ($\text{Re} \rightarrow 0$). In this regime, the full system of equations reduces to the Stokes equations:

$$\nabla \cdot \mathbf{u} = 0 \quad (6)$$

$$\nabla p = \mu \nabla^2 \mathbf{u}. \quad (7)$$

whose general solution is:

$$\mathbf{u} = \sum_{n=-\infty}^{\infty} \left\{ \nabla \phi_n + \nabla \times (\mathbf{x} \chi_n) + \frac{n+2}{4\mu n(n+1)} r^2 \nabla p_n - \frac{1}{2\mu(n+1)} p_n \mathbf{x} \right\} \quad (8)$$

$$p = \sum_{n=-\infty}^{\infty} p_n \quad (9)$$

where p_n , ϕ_n and χ_n are arbitrary solid circular harmonics of degree n (see Appendix A for the derivation details). In addition, for the purpose of calculation, we will assume that we are in the limit of infinite surface tension ($\text{Ca} \rightarrow 0$), where the droplet remains circular. We then divide the ambient space into two separate regions, namely the interior, Ω^{int} , and exterior, Ω^{ext} , of the circular droplet, before imposing boundary conditions at the interface. Thus, we choose different forms of p_n depending on the region. From here on in, we shall use the superscripts $^{\text{int}}$ and $^{\text{ext}}$ to indicate that a variable is defined in Ω^{int} and Ω^{ext} respectively.

B. Non-Deformable Droplet in a Purely Extensional Flow

The undisturbed simple shear flow described in Section II can be written in the form $\mathbf{u}^\infty = \mathbf{E}^\infty \cdot \mathbf{x} + \mathbf{R}^\infty \cdot \mathbf{x}$ where \mathbf{E}^∞ is a symmetric tensor representing the purely extensional part of the undisturbed flow and \mathbf{R}^∞ represents the solid-body rotational part. The rotational part, $\mathbf{R}^\infty \cdot \mathbf{x}$, of the undisturbed flow is also the solution to rotational flow around a single circular droplet. Thus, by linearity of the Stokes equations, the disturbance field in the case of simple shear will be the same as in the case of purely extensional flow. To this

end, we chose p_n , ϕ_n and χ_n to be linear in \mathbf{E}^∞ and not depend on \mathbf{R}^∞ . For the flow on the interior of the droplet, we choose:

$$p_2 = a_2 \lambda \mu \left(\frac{r}{R} \right)^2 \frac{\mathbf{x} \cdot \mathbf{E}^\infty \cdot \mathbf{x}}{r^2} \quad (10)$$

$$\phi_2 = b_2 R^2 \left(\frac{r}{R} \right)^2 \frac{\mathbf{x} \cdot \mathbf{E}^\infty \cdot \mathbf{x}}{r^2}, \quad (11)$$

meanwhile, on the exterior, we choose:

$$p_{-2} = a_{-2} \mu \left(\frac{R}{r} \right)^2 \frac{\mathbf{x} \cdot \mathbf{E}^\infty \cdot \mathbf{x}}{r^2} \quad (12)$$

$$\phi_{-2} = b_{-2} R^2 \left(\frac{R}{r} \right)^2 \frac{\mathbf{x} \cdot \mathbf{E}^\infty \cdot \mathbf{x}}{r^2}. \quad (13)$$

where a_{-2} , b_{-2} , a_2 , and b_2 are constants determined by the boundary conditions of the problem. For all other values of n , we take p_n , ϕ_n and χ_n to be zero. We then substitute Eq. (10), Eq. (11), Eq. (12) and Eq. (13) into Eq. (8) and Eq. (9) to obtain general expressions for the velocity and pressure fields, then impose the boundary conditions. The boundary conditions are the continuity of the tangential stress at the boundary, the continuity of the velocity at the boundary, and the vanishing of the velocity component normal to the boundary, which can be stated as follows:

$$[\hat{\mathbf{n}} \cdot (\boldsymbol{\sigma}^{\text{int}} - \boldsymbol{\sigma}^{\text{ext}}) \cdot \boldsymbol{\epsilon} \cdot \hat{\mathbf{n}}]_{r=R} = \mathbf{0} \quad (14)$$

$$[\mathbf{u}^{\text{int}} - \mathbf{u}^{\text{ext}}]_{r=R} = \mathbf{0} \quad (15)$$

$$[\mathbf{u}^{\text{int}} \cdot \hat{\mathbf{n}}]_{r=R} = 0, \quad (16)$$

where $\boldsymbol{\sigma} = -p\boldsymbol{\delta} + \boldsymbol{\tau}$ is the Cauchy stress tensor, $\boldsymbol{\delta}$ is the two-dimensional Kronecker symbol, $\boldsymbol{\epsilon}$ is the two-dimensional Levi-Civita symbol, and $\hat{\mathbf{n}} = \mathbf{x}/r$ is the unit normal vector. It can be shown that the boundary conditions require:

$$a_2 = \frac{6}{\lambda + 1} \quad (17)$$

$$b_2 = -\frac{\lambda + 2}{2(\lambda + 1)} \quad (18)$$

$$a_{-2} = -\frac{2(2\lambda + 1)}{\lambda + 1} \quad (19)$$

$$b_{-2} = -\frac{\lambda}{2(\lambda + 1)} \quad (20)$$

The solution to the droplet under shear problem then reads:

$$p^{\text{int}} = \frac{6\lambda\mu}{\lambda + 1} \left(\frac{r}{R} \right)^2 \frac{\mathbf{x} \cdot \mathbf{E}^\infty \cdot \mathbf{x}}{r^2} \quad (21)$$

$$\mathbf{u}^{\text{int}} - \mathbf{u}^\infty = -\frac{\lambda + 2}{\lambda + 1} \mathbf{E}^\infty \cdot \mathbf{x} + \frac{1}{\lambda + 1} \left(\frac{r}{R} \right)^2 \left(2\mathbf{E}^\infty \cdot \mathbf{x} - \frac{\mathbf{x} \cdot \mathbf{E}^\infty \cdot \mathbf{x}}{r^2} \mathbf{x} \right) \quad (22)$$

$$p^{\text{ext}} = -\frac{2(2\lambda + 1)\mu}{\lambda + 1} \left(\frac{R}{r} \right)^2 \frac{\mathbf{x} \cdot \mathbf{E}^\infty \cdot \mathbf{x}}{r^2} \quad (23)$$

$$\mathbf{u}^{\text{ext}} - \mathbf{u}^\infty = -\frac{2\lambda + 1}{\lambda + 1} \left(\frac{R}{r} \right)^2 \frac{\mathbf{x} \cdot \mathbf{E}^\infty \cdot \mathbf{x}}{r^2} \mathbf{x} - \frac{\lambda}{\lambda + 1} \left(\frac{R}{r} \right)^4 \left(\mathbf{E}^\infty \cdot \mathbf{x} - 2 \frac{\mathbf{x} \cdot \mathbf{E}^\infty \cdot \mathbf{x}}{r^2} \mathbf{x} \right) \quad (24)$$

In the limit $\lambda \rightarrow \infty$, we find:

$$p^{\text{int}} = 6\mu \left(\frac{r}{R} \right)^2 \frac{\mathbf{x} \cdot \mathbf{E}^\infty \cdot \mathbf{x}}{r^2} \quad (25)$$

$$\mathbf{u}^{\text{int}} = \mathbf{0} \quad (26)$$

$$p^{\text{ext}} = -4\mu \left(\frac{R}{r} \right)^2 \frac{\mathbf{x} \cdot \mathbf{E}^\infty \cdot \mathbf{x}}{r^2} \quad (27)$$

$$\mathbf{u}^{\text{ext}} - \mathbf{u}^\infty = -2 \left(\frac{R}{r} \right)^2 \frac{\mathbf{x} \cdot \mathbf{E}^\infty \cdot \mathbf{x}}{r^2} \mathbf{x} - \left(\frac{R}{r} \right)^4 \left(\mathbf{E}^\infty \cdot \mathbf{x} - 2 \frac{\mathbf{x} \cdot \mathbf{E}^\infty \cdot \mathbf{x}}{r^2} \mathbf{x} \right) \quad (28)$$

which is precisely the result for purely extensional flow around a cylinder derived in [34].

C. The Apparent Viscosity of a Two-Dimensional Emulsion of Viscous Droplets

We continue by deriving an analytical expression for the apparent viscosity, μ^* , of a dilute ($\phi \ll 1$) emulsion comprising non-deformable droplets. The apparent viscosity will take the form:

$$\mu^* = \mu (1 + f(\lambda)\phi) + \mathcal{O}(\phi^2) \quad (29)$$

where, as before, ϕ is the volume (area) fraction of the suspended phase, and $f(\lambda)$ is some function of the viscosity ratio, λ , to be determined here. The function $f(\lambda)$ is readily determined by computing the total rate of energy dissipation, Φ , of the droplet under shear system, which can be written as [35, 36]:

$$\Phi = \frac{1}{L^2} \int \boldsymbol{\sigma} : \mathbf{E} \, dA \quad (30)$$

$$= \frac{1}{L^2} \int_{\Omega^{\text{int}}} 2\lambda\mu \mathbf{E} : \mathbf{E} \, dA + \frac{1}{L^2} \int_{\Omega^{\text{ext}}} 2\mu \mathbf{E} : \mathbf{E} \, dA. \quad (31)$$

By definition of the apparent viscosity, we may also write:

$$\Phi = \frac{1}{L^2} \int_{\Omega} 2\mu^* \mathbf{E}^{\infty} : \mathbf{E}^{\infty} \, dA \quad (32)$$

where $\Omega = \Omega^{\text{int}} \cup \Omega^{\text{ext}}$ is the entire domain. Thus, we may write:

$$\frac{\mu^*}{\mu} = \left(\int_{\Omega^{\text{int}}} \lambda \mathbf{E} : \mathbf{E} \, dA + \int_{\Omega^{\text{ext}}} \mathbf{E} : \mathbf{E} \, dA \right) \bigg/ \int_{\Omega} \mathbf{E}^{\infty} : \mathbf{E}^{\infty} \, dA \quad (33)$$

It can be shown using the results in Eq. (22) and Eq. (24) that:

$$f(\lambda) = \frac{2\lambda + 1}{\lambda + 1}. \quad (34)$$

This is in contrast with the 3D result [4], which reads:

$$f^{3D}(\lambda) = \frac{5\lambda + 2}{2(\lambda + 1)}. \quad (35)$$

It will be noted that in the limit $\lambda = 0$, in which the droplet is inviscid, we have $f(0) = f^{3D}(0) = 1$, that is, the 2D and 3D cases give identical results. On the other hand, in the limit $\lambda \rightarrow \infty$, when the droplet would behave analogously to a solid particle [37], we have $f(\lambda \rightarrow \infty) = 2$ but $f^{3D}(\lambda \rightarrow \infty) = 5/2$. The deviation, therefore, between the 2D and 3D results becomes most apparent when the viscosity ratio, λ is large, with the increase in viscosity in the 2D case being smaller than that in the 3D case. We also note that in the limit $\lambda \rightarrow \infty$, our result is consistent with the result derived in [38].

D. Small Deformation Theory

We use the analytical solution to study small deformations of the droplet. In finding the analytical solution, we imposed the condition that the tangential component of the radial traction vector be continuous at the surface of the droplet. The difference in normal component, however, is discontinuous at the surface of the droplet. In particular, we find the difference, $\Delta \boldsymbol{\Sigma}_{\mu} := [\hat{\mathbf{n}} \cdot (\boldsymbol{\sigma}_{\text{int}} - \boldsymbol{\sigma}_{\text{ext}}) \cdot \hat{\mathbf{n}}]_{r=R} \hat{\mathbf{n}}$, in the normal component to be given by:

$$\Delta \boldsymbol{\Sigma}_{\mu} = -6\mu \hat{\mathbf{n}} \cdot \mathbf{E}^{\infty} \cdot \hat{\mathbf{n}} \hat{\mathbf{n}}. \quad (36)$$

In the limit of infinite surface tension ($\sigma \rightarrow \infty$), the discontinuity, $\boldsymbol{\Sigma}_{\mu}$, only leads to an infinitesimally small change in the droplet's shape. However for large but finite surface tension ($\sigma \gg 1$), $\boldsymbol{\Sigma}_{\mu}$ will lead to a correspondingly small but finite perturbation to the droplet's shape. Let us suppose that the deformed droplet have the nearly circular shape given by:

$$r(\mathbf{x}) = R \left(1 + \frac{2\epsilon}{\dot{\gamma}} \hat{\mathbf{n}} \cdot \mathbf{E}^{\infty} \cdot \hat{\mathbf{n}} \right), \quad (37)$$

where ϵ is a small dimensionless perturbation parameter. Noting that the capillary stress, $\boldsymbol{\Sigma}_{\sigma}$, at a point \mathbf{x} on the interface is given by $\sigma \kappa \hat{\mathbf{n}}$, where σ is the coefficient of surface tension and κ is the mean curvature

of the surface at that point, we find that for the nearly circular surface $\Sigma_\sigma = -(\sigma/R)\hat{\mathbf{n}} + \Delta\Sigma_\sigma$, where the perturbation, $\Delta\Sigma_\sigma$, to the capillary stress is given by:

$$\Delta\Sigma_\sigma = -\frac{6\epsilon\sigma}{\dot{\gamma}R}\hat{\mathbf{n}} \cdot \mathbf{E}^\infty \cdot \hat{\mathbf{n}} \hat{\mathbf{n}} + \mathcal{O}(\epsilon^2). \quad (38)$$

The small deformation theory approximation is then made, in which the equilibrium shape of the droplet is assumed to be such that the discontinuity, $\Delta\Sigma_\mu$, in the normal component of the viscous stress be equal and opposite to the change, $\Delta\Sigma_\sigma$, in capillary stress. This leads us to identify the small parameter ϵ with the dimensionless quantity $\mu\dot{\gamma}R/\sigma$, which we recall as being the capillary number, Ca , of the system. The Taylor deformation parameter is defined as [4, 5]:

$$D_T = \frac{l-b}{l+b} \quad (39)$$

where l is the longest dimension of the droplet and b is its shortest. As in the 3D case, we expect the steady-state value, D_T^∞ , to satisfy:

$$D_T^\infty = g(\lambda) \text{Ca} \quad (40)$$

where $g(\lambda)$ is a function to be determined. For our nearly circular droplet, we have:

$$l = R(1 + \text{Ca}) \quad (41)$$

$$b = R(1 - \text{Ca}). \quad (42)$$

Thus in the limit of large surface tension ($\text{Ca} \rightarrow 0$), we find:

$$D_T^\infty = \text{Ca} \quad (43)$$

Hence, $g(\lambda) = 1$. This is consistent with the asymptotic limit of Buckmaster and Flaherty's solutions [29] (see also [30]). It will be noted that unlike in the 3D case, where $g^{3D}(\lambda) = (19\lambda + 16)/(16\lambda + 16)$, in the 2D case, the constant of proportionality is independent of the viscosity ratio, λ , between the inner and outer fluid. We emphasize that the range $1 < g^{3D}(\lambda) < 19/16 \approx 1.19$ represents a deviation of nearly 20% across different viscosity ratios. This variation is appreciable, particularly in the context of developing numerical simulations and the comparison of 2D and 3D theories and computations.

IV. NUMERICAL SIMULATIONS

We proceed by discussing our direct numerical simulations (DNS) of the full equations of motion and compare them with our analytical results. Our simulations were carried out using Basilisk C, an open-source language developed by S. Popinet and collaborators [39–41] for solving differential equations on adaptive Cartesian grids. In particular, we use their Navier-Stokes and Volume of Fluids (VOF) solvers, which have been widely used and validated in other published works [see 40, 42, for extended discussions on such comparisons]. Also, see Appendix B for more information on how the simulations were implemented and validated.

A. Non-Deformable Droplets

Firstly, we perform simulations in the capillarity-dominated regime $\text{Ca} \ll 1$ (more specifically $\text{Ca} = 0.01$), in which the deformation of the droplet is negligible. In this limit, the solution found in our simulations should be consistent with the analytical solution found in Section III. A more complete demonstration of the consistency between the numerical and analytical solutions can be found in Appendix B.

In figure 2a, we plot the apparent viscosity, μ^* , of the droplet under the shear system for different values of the viscosity ratio, λ . The value of μ^* obtained from simulations via the formula in Eq. (33) is compared with the analytical result, Eq. (29), with the volume (area) fraction used to evaluate the formula being $\phi = \pi R^2/L^2 \approx 0.008$. The numerical results are consistent with the analytical solution to within a good degree of accuracy over a large range of λ , namely for $0.01 < \lambda < 100$. In figure 2b, μ^* is plotted against ϕ while varying λ . Here, ϕ was varied by altering dimensionless size, L/R , of the domain. The analytical result, Eq. (29), predicts a linear relationship between μ^* and ϕ in the dilute limit, $\phi \rightarrow 0$, in which interactions between the droplet, its neighbours and the boundary are negligible. Eq. (29) fits the numerical results well in this limit, but tends to underestimate μ^* for larger ϕ . This is to be expected given that for denser suspensions, the value of μ^* generally exceeds the values predicted by linear theories (see, for example, [43]). Numerical discrepancies do, however, begin to appear for $\lambda > 10$ due to limitations in maximum grid refinement. This is discussed in greater detail in Appendix B.

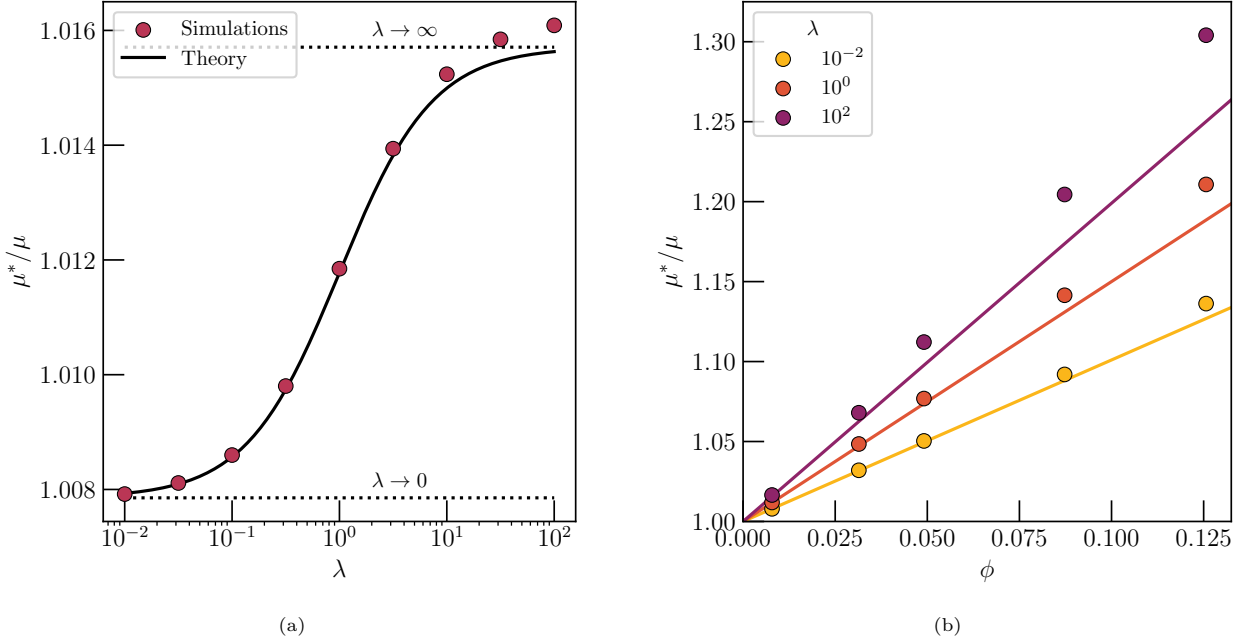


Figure 2: (a) The apparent viscosity, μ^* , of the system as a function of the viscosity ratio, λ . The black line shows the result derived from the analytical solution. The red circular points show the results obtained from numerical simulations. Here, $L = 20R$ such that the volume fraction is $\phi \approx 0.008$. Also shown are the asymptotic limits $\lambda \rightarrow 0$ and $\lambda \rightarrow \infty$. (b) The apparent viscosity, μ^* , of the system as a function of volume fraction, ϕ , of the suspended phase. The viscosity ratio, λ , is varied from 10^{-2} to 10^2 . The coloured circular points show data from the simulations, while the lines show the predictions from the theory. The agreement between simulations and theory improves in the limit $\phi \rightarrow 0$.

In figure 3, we plot the norm, $\|\mathbf{E}\| = \sqrt{\mathbf{E} : \mathbf{E}/2}$, of the strain rate tensor, $\mathbf{E} = (\nabla \mathbf{u} + (\nabla \mathbf{u})^T)/2$, for non-deformable droplets for different values of the viscosity ratio, λ . In each subfigure, streamlines are superimposed indicating the vector field $\mathbf{u} - \mathbf{R}^\infty \cdot \mathbf{x}$. This vector field exhibits a quadrupolar structure, which retains the four-fold rotational symmetry of the extensional part, $\mathbf{E}^\infty \cdot \mathbf{x}$, of the undisturbed flow. On the interior, we see that in the limit $\lambda \rightarrow \infty$, the strain rate tends to zero, which is consistent with the interpretation of that limit being the solid particle limit.

B. Deformable Droplets

We also perform simulations in the moderate capillarity regime, $0 < \text{Ca} < 1$, in which the droplet undergoes finite deformations without rupturing (see Figure 4). In each simulation, the initially circular droplet immediately begins to deform. The system is allowed to reach a steady state, and the corresponding value, D_T^∞ , of the Taylor parameter is then recorded. Based on the calculation in Section III, we expect that $D_T^\infty = \text{Ca}$, provided Ca is small enough. Figure 5 shows a comparison between our numerical results and this prediction. The numerical data is consistent with the small deformation theory for a large range of λ ($0.01 < \lambda < 100$). However, the extent in Ca of the linear regime decreases with increasing λ . In particular, for large λ , we observe that the value of D_T saturates at a finite value in the limit $\text{Ca} \gg 1$. This behaviour is also encountered in the 3D case [8, 11, 44]. In [11] it is argued that for larger λ , the motion of the droplet can be approximated at zeroth order by a solid body rotation, with corrections for the deformation of the droplet appearing in a series expansion in orders of $1/\lambda$. For small enough Ca (as in the present case), the system reaches a steady state, whereas in the limit $\text{Ca} \rightarrow \infty$, the system undergoes periodic orbits. For extremely large λ , in particular $\lambda = 100$, we observe that the droplet undergoes negligible deformation and undergoes a constant solid body rotation, which is consistent with our expectation that in the limit $\lambda \rightarrow \infty$, we should recover the properties of a rigid particle.

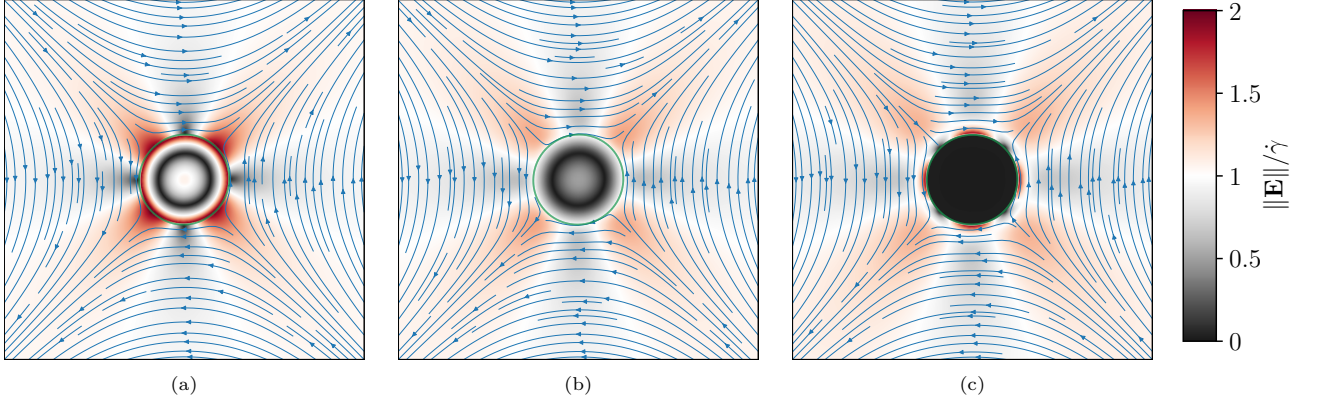


Figure 3: The norm, $\|\mathbf{E}\|$ of the strain rate tensor for non-deformable droplets ($Ca = 0.01$) with different values of λ . Panels (a), (b) and (c) show $\lambda = 0.01, 1$ and 100 respectively. The streamlines depict the vector field, $\mathbf{u} - \mathbf{R}^\infty \cdot \mathbf{x}$, that is the velocity field with the solid-body rotational part of the undisturbed flow subtracted.

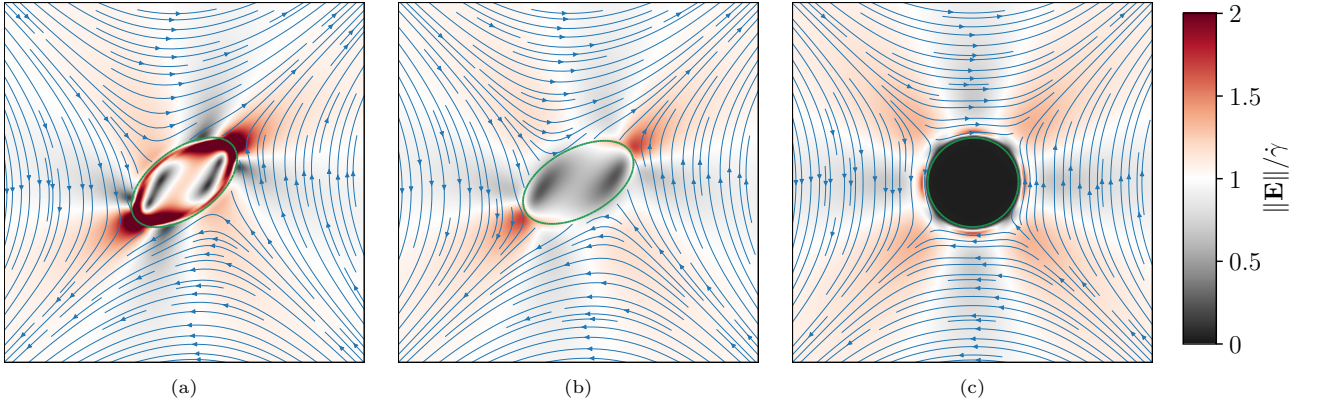


Figure 4: The norm, $\|\mathbf{E}\|$, of the strain rate tensor for deformable droplets ($Ca = 0.3$) with different values of λ . Panels (a), (b) and (c) show $\lambda = 0.01, 1$ and 100 , respectively. The streamlines depict the vector field, $\mathbf{u} - \mathbf{R}^\infty \cdot \mathbf{x}$, that is the velocity field with the solid-body rotational part of the undisturbed flow subtracted.

V. CONCLUSIONS

We have derived an analytical solution for the two-dimensional droplet under shear problem using a 2D Lamb approach. We have shown that the apparent viscosity of a dilute emulsion is $\mu^* = \mu(1 + f(\lambda)\phi) + \mathcal{O}(\phi^2)$ where $f(\lambda) = (2\lambda + 1)/(\lambda + 1)$, λ is the ratio of the viscosity of the fluid in the droplet to the viscosity of the matrix and ϕ is the volume (area) fraction of the suspended phase. We have shown that to leading order, the steady-state Taylor parameter is given by $D_T^\infty = g(\lambda)Ca + \mathcal{O}(Ca^2)$ where $g(\lambda) = 1$ independently of the viscosity ratio. This region of validity of this equation becomes smaller for larger λ . The results establish a theoretical foundation, validated by the numerical simulations, serving as a benchmark for computational models.

We have not discussed larger deformations, time-dependence, or the deformation of droplets with larger λ ; these could be immediate extensions of the work. Other future work could extend the analysis to include droplet-droplet interactions and explore non-dilute emulsion limits, where collective effects become important. Incorporating additional rheological features, such as elasticity [18, 45–47], plasticity [19], elasto-viscoplasticity [48, 49], surfactants and surface rheology [13, 50, 51], and odd viscosity [33, 52, 53] could further enrich the model.

APPENDICES

A. THE LAMB SOLUTION FOR TWO-DIMENSIONAL STOKES FLOW

We will derive a general solution to the 2D Stokes equations.

$$\nabla \cdot \mathbf{u} = 0 \quad (44)$$

$$\nabla p = \mu \nabla^2 \mathbf{u}. \quad (45)$$

It can be shown that for any flow field \mathbf{u} satisfying both the Stokes equation (45) and the continuity equation (44), the pressure function, p , corresponding to it must be a harmonic function. It then follows that p can be

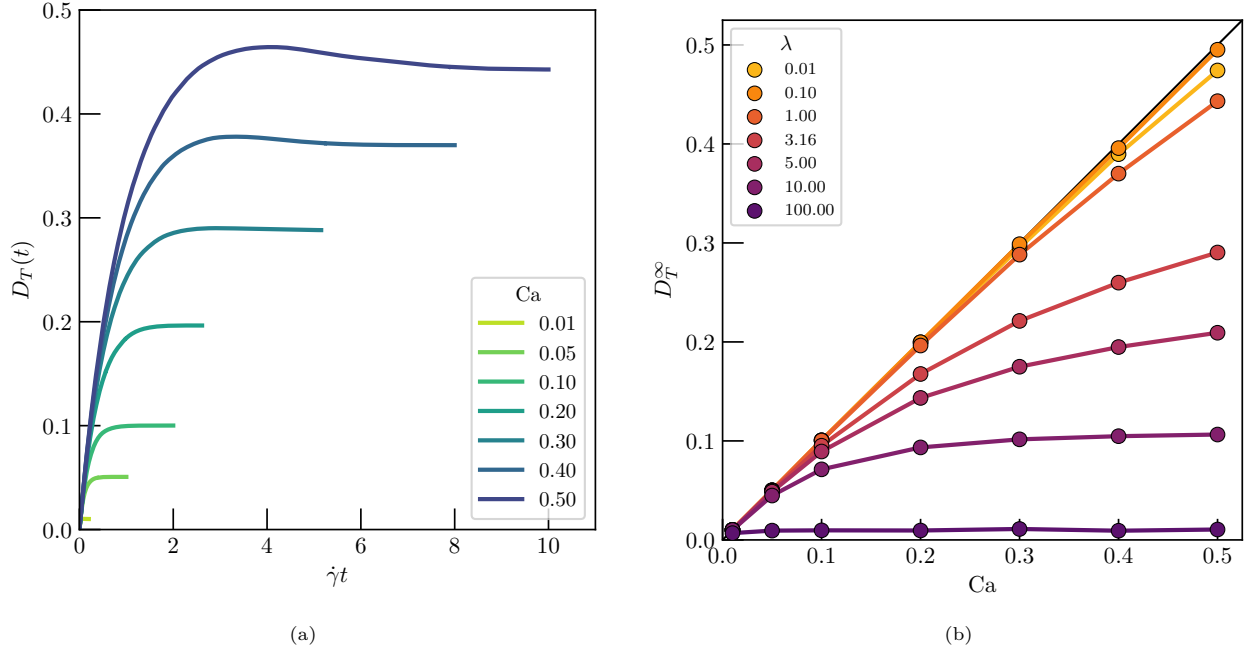


Figure 5: The dependence of the Taylor deformation parameter, D_T , on the viscosity ratio, λ and the capillary number, Ca . Panel (a) shows D_T as a function of time for $\lambda = 1.0$ and different Ca . Panel (b) shows the steady-state value, D_T^∞ , of D_T for varying Ca and λ . The small deformation theory predicts $D_T^\infty = Ca$ for small Ca , independently of the value of λ . This result holds in the linear regime throughout the tested range $0.01 < \lambda < 100$. It will be noted that the linear regime ends for smaller Ca as λ increases, consistent with convergence to solid-particle behaviour.

written as a sum of solid circular harmonics:

$$p = \sum_{n=-\infty}^{\infty} p_n, \quad (46)$$

where the subscript, n , indicates that the solid circular harmonic, p_n , is of degree n in the radial coordinate, r . In view of the Stokes equations, it follows that the flow field, \mathbf{u} , should also be a sum of terms with different degrees in r :

$$\mathbf{u} = \sum_{n=-\infty}^{\infty} \mathbf{u}_n. \quad (47)$$

We shall adopt the convention that the function \mathbf{u}_n denote a function of degree $n + 1$ in r , as it then follows that for any pair $\{\mathbf{u}_n, p_n\}$, the corresponding Stokes equation for that pair must be satisfied:

$$\nabla p_n = \mu \nabla^2 \mathbf{u}_n. \quad (48)$$

The task of solving the Stokes equation has hereby been reduced to the following problem: given an arbitrary solid circular harmonic, p_n , of degree n , what form must \mathbf{u}_n take, such that the pair, $\{\mathbf{u}_n, p_n\}$, satisfy the Stokes equations. To this end, we suggest the following ansatz:

$$\mathbf{u}_n = \mathbf{u}'_n + A_n r^2 \nabla p_n + B_n r^{2n+2} \nabla \left(\frac{p_n}{r^{2n}} \right) \quad (49)$$

for some particular choice of A_n and B_n , and where \mathbf{u}'_n is an arbitrary harmonic function of degree $n + 1$. This can also be written in the following form:

$$\mathbf{u}_n = \mathbf{u}'_n + (A_n + B_n) r^2 \nabla p_n - 2n B_n p_n \mathbf{x}. \quad (50)$$

Substituting the ansatz (50) first into the continuity equation (44) and then into the momentum equation (45), it can be shown that the correct expressions for A_n and B_n are:

$$A_n = \frac{1}{4\mu n} \quad (51)$$

$$B_n = \frac{1}{4\mu n(n+1)} \quad (52)$$

It can also be shown that any harmonic function, \mathbf{u}'_n , of degree $n + 1$ satisfying the continuity equation can be expressed in the form:

$$\mathbf{u}'_n = \nabla \phi_{n+1} + \nabla \times (\mathbf{x} \chi_n), \quad (53)$$

where ϕ_n and χ_n are arbitrary solid circular harmonics of degree n . By linearity, we can superpose the functions, \mathbf{u}_n , to obtain a general solution to the two-dimensional Stokes equations.

$$\mathbf{u} = \sum_{n=-\infty}^{\infty} \left\{ \nabla \phi_n + \nabla \times (\mathbf{x} \chi_n) + \frac{n+2}{4\mu n(n+1)} r^2 \nabla p_n - \frac{1}{2\mu(n+1)} p_n \mathbf{x} \right\} \quad (54)$$

$$p = \sum_{n=-\infty}^{\infty} p_n \quad (55)$$

By a simple computation, we obtain the vorticity of this flow:

$$\boldsymbol{\omega} = \sum_{n=-\infty}^{\infty} \left\{ \frac{1}{\mu n} (\mathbf{x} \times \nabla) p_n + n \nabla \chi_n \right\}. \quad (56)$$

Now that we have a general solution to the Stokes equations, solving these equations for any given system is simply a matter of selecting the appropriate forms of the solid circular harmonics, p_n , ϕ_n and χ_n , compatible with the boundary conditions imposed at the surface of the droplet. These boundary conditions will involve the flux of velocity, vorticity and stress through the surface. We therefore state the following general results:

$$\mathbf{x} \cdot \mathbf{u} = \sum_{n=-\infty}^{\infty} \left\{ n \phi_n + \frac{n}{4\mu(n+1)} r^2 p_n \right\} \quad (57)$$

$$\mathbf{x} \cdot \boldsymbol{\omega} = \sum_{n=-\infty}^{\infty} \{ n^2 \chi_n \} \quad (58)$$

$$\mathbf{x} \cdot \boldsymbol{\sigma} = \sum_{n=-\infty}^{\infty} \left\{ 2\mu(n-1) \nabla \phi_n + \mu(n-1) \nabla \times (\mathbf{x} \chi_n) + \frac{1}{2} r^2 \nabla p_n - p_n \mathbf{x} \right\} \quad (59)$$

$$\mathbf{x} \cdot \boldsymbol{\sigma} \cdot \mathbf{x} = \sum_{n=-\infty}^{\infty} \left\{ 2\mu n(n-1) \phi_n + \frac{1}{2} (n-2) r^2 p_n \right\}. \quad (60)$$

B. VALIDATION OF NUMERICAL SIMULATIONS

In this section we demonstrate the validity of our numerical results. In particular, we show that our results hold independently of the maximum level of mesh refinement, beyond refinement thresholds which we clearly define. Readers are referred to the original works of Popinet [39–41] for details on the octree adaptive mesh refinement and the VOF method. The maximum level of mesh refinement, LEVEL , is defined such that the size, L , of the domain is 2^{LEVEL} times the size of the smallest cell. This implies that the maximum number of cells along the initial diameter of the droplet is $2^{\text{LEVEL}} \cdot 2R/L$, where R is the initial radius of the droplet. For effectively non-deformable droplets ($\text{Ca} = 0.01$), where we are primarily concerned with the flow field, \mathbf{u} , and apparent viscosity, μ^* , of the system, we fix LEVEL such that the number of cells over the diameter of the droplet is at least 200. This corresponds to $\text{LEVEL} = 11$ when $L/R = 20$. Meanwhile, for deformable droplets ($\text{Ca} > 0.01$), where we are only concerned with the steady-state deformation parameter, D_T^∞ , we choose LEVEL such that the number of cells over the diameter of the droplet is at least approximately 50. This corresponds to $\text{LEVEL} = 9$ when $L/R = 20$. In the following, we demonstrate the sufficiency of these criteria.

In Figure 6, we demonstrate that in the case of an effectively non-deformable droplet ($\text{Re} = 0.01$, $\text{Ca} = 0.01$) with $\text{LEVEL} = 11$ and $L/R = 20$, the x - and y -components of the velocity field closely match the analytical solutions in Eqs. (22) and (24). In particular, we compare radial profiles of the u and v along the principle axes of the extensional flow, that is to say, along lines emanating from the centre of the droplet extending straight outwards at angles of $\theta = 0$ and $\pi/4$ from the horizontal x -axis. Our results show strong agreement for viscosity ratios in the range $10^{-2} < \lambda < 10^2$. In addition, we show in Figure 7a that the numerically obtained values for the apparent viscosity, μ^* , are consistent with the theoretical prediction in Eq. (34). In particular, already when $\text{LEVEL} = 9$ our results show good agreement with the theoretical values for $10^{-2}\lambda < 10^0$. However, for $\lambda > 1$ discrepancies arise. These discrepancies, however, decrease as we increase the refinement from $\text{LEVEL} = 9$ to $\text{LEVEL} = 11$. It is expected that by increasing the level of refinement, the results would converge to the theoretical value, however the computational cost of simulations with $\text{LEVEL} > 11$ is currently prohibitively large.

As for the values of D_T^∞ , in Figure 7b, we fix $\lambda = 1$ and $L/R = 20$ and show that already for $\text{LEVEL} = 7$, our numerical results are sufficiently converged and in close agreement with the theoretically predicted values, except in the case where $\text{Ca} = 0.01$, where the value of D_T^∞ is too small to be measured accurately (also of the order 0.01). However, increasing the refinement to $\text{LEVEL} = 9$, we are able to accurately determine D_T^∞ over the full range $0.01 < \text{Ca} < 0.5$ used in this work.

C. CODE AVAILABILITY

The codes used are openly available on GitHub at [https://github.com/tappleford/droplet_under_shear_newtonian_2D.git].

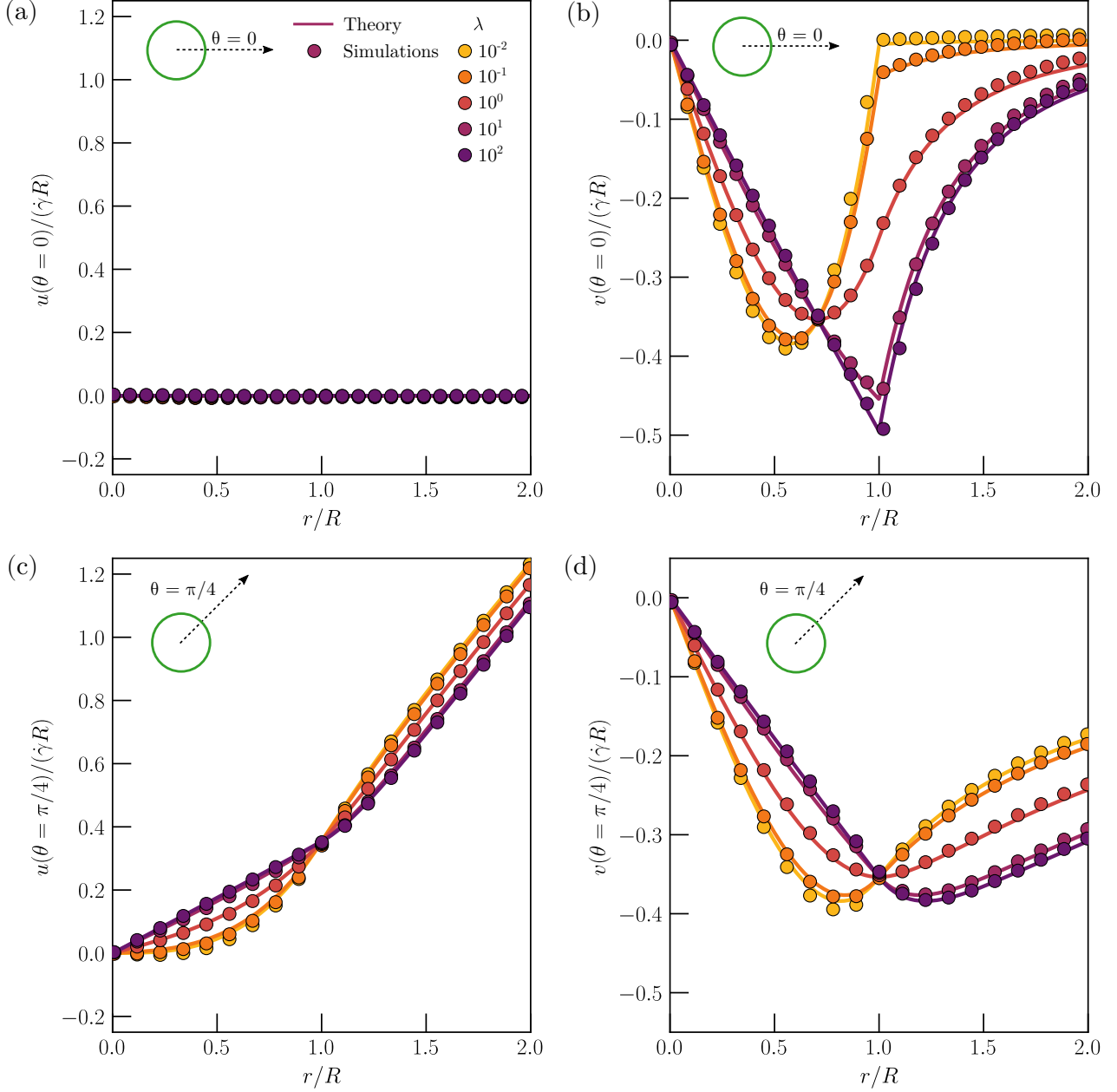


Figure 6: Validation of numerical simulations (circles) against the analytical solution Eqs. (22) and (24) (lines). Here, we fix $Re = 0.01$ to remain in the Stokes regime, and $Ca = 0.01$ such that the surface tension dominates and the droplet remains circular, consistent with the analytical solution. Here $L/R = 20$ and $LEVEL = 11$. The velocity components u and v are plotted along lines emanating from the centre of the droplet straight outwards at angles $\theta = 0$ and $\pi/4$ to the x -axis. Our results show strong agreement for viscosity ratios in the range $10^{-2} < \lambda < 10^2$.

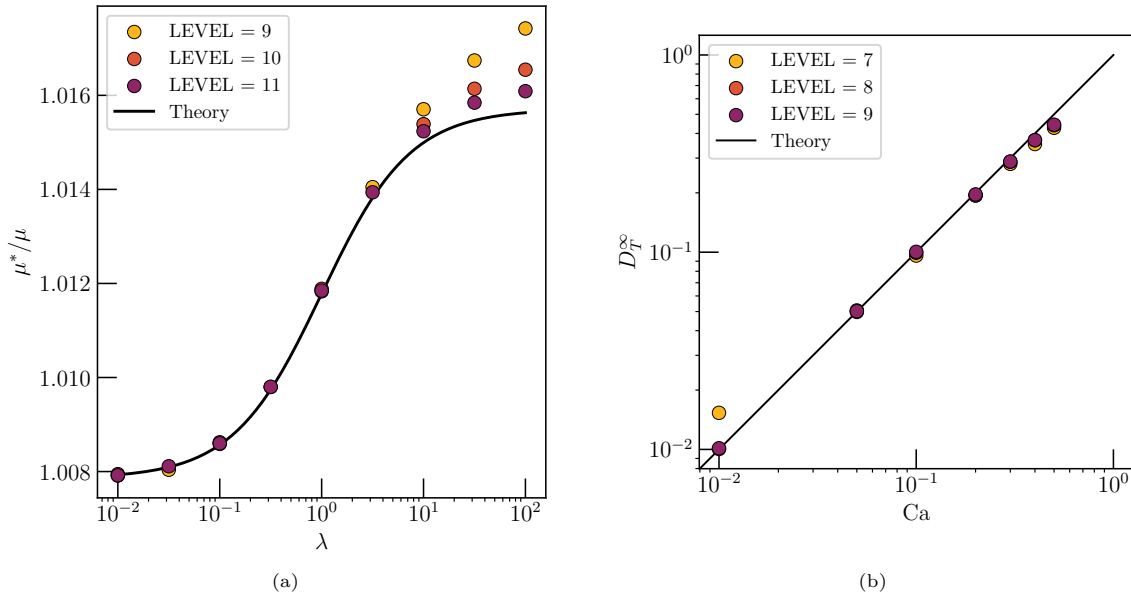


Figure 7: (a) Convergence of the apparent viscosity μ^* to the predicted value as the maximum grid refinement, LEVEL, increases. Here, we have fixed $Re = 0.01$, $Ca = 0.01$ and $L/R = 20$. Already when $LEVEL = 9$ our results show good agreement with the theoretical values for $\lambda < 1$ however for $\lambda > 1$ discrepancies arise. These discrepancies however decrease as we increase the refinement to $LEVEL = 11$. The computational cost of $LEVEL > 11$ was prohibitive. (b) Convergence of the steady-state Taylor deformation parameter, D_T^∞ , to the predicted value as the maximum grid refinement, LEVEL, increases. Here, we have fixed $Re = 0.01$ and kept $Ca < 0.5$. We keep $L/R = 20$. When $LEVEL = 9$, the measured values have converged, with $LEVEL = 7$ case already being consistent with the $LEVEL = 9$ case as well as the theoretical prediction, except for the $Ca = 0.01$ case, where a $LEVEL = 8$ is required to properly resolve the droplet deformation. Thus our choice $LEVEL = 9$ guarantees a good resolution of D_T^∞ over the full range $0.01 < Ca < 0.5$ used in this work.

REFERENCES

- [1] S. R. Derkach, “Rheology of emulsions”, *Adv. Colloid Interface Sci.* **151**, 1–23 (2009).
- [2] J. M. Rallison, “The deformation of small viscous drops and bubbles in shear flows”, *Annu. Rev. Fluid Mech.* **16**, 45–66 (1984).
- [3] M. Tjahjadi and J. M. Ottino, “Stretching and breakup of droplets in chaotic flows”, *J. Fluid Mech.* **232**, 191–219 (1991).
- [4] G. I. Taylor, “The viscosity of a fluid containing small drops of another fluid”, *Proceedings of the Royal Society of London. Series A, Containing Papers of a Mathematical and Physical Character* **138**, 41–48 (1932).
- [5] G. I. Taylor, “The formation of emulsions in definable fields of flow”, *Proceedings of the Royal Society of London. Series A, Containing Papers of a Mathematical and Physical Character* **146**, 501–523 (1934).
- [6] H. Lamb, *Cambridge mathematical library: hydrodynamics*, en, 6th ed. (Cambridge University Press, Cambridge, England, Nov. 1993).
- [7] A. Einstein, “Eine neue bestimmung der moleküldimensionen”, PhD thesis (ETH Zurich, 1905).
- [8] R. G. Cox, “The deformation of a drop in a general time-dependent fluid flow”, *Journal of Fluid Mechanics* **37**, 601–623 (1969).
- [9] C. E. Chaffey and H. Brenner, “A second-order theory for shear deformation of drops”, *Journal of Colloid and Interface Science* **24**, 258–269 (1967).
- [10] P. Maffettone and M. Minale, “Equation of change for ellipsoidal drops in viscous flow”, *Journal of Non-Newtonian Fluid Mechanics* **78**, 227–241 (1998).
- [11] J. M. Rallison, “Note on the time-dependent deformation of a viscous drop which is almost spherical”, *Journal of Fluid Mechanics* **98**, 625–633 (1980).
- [12] N. Ioannou, H. Liu, and Y. Zhang, “Droplet dynamics in confinement”, *Journal of Computational Science* **17**, 463–474 (2016).
- [13] H. A. Stone and L. G. Leal, “The effects of surfactants on drop deformation and breakup”, *Journal of Fluid Mechanics* **220**, 161–186 (1990).
- [14] P. M. Vlahovska, J. Bławdziewicz, and M. Loewenberg, “Small-deformation theory for a surfactant-covered drop in linear flows”, *Journal of Fluid Mechanics* **624**, 293–337 (2009).
- [15] G. Soligo, A. Roccon, and A. Soldati, “Deformation of clean and surfactant-laden droplets in shear flow”, *Meccanica* **55**, 371–386 (2020).
- [16] J. Li, Y. Y. Renardy, and M. Renardy, “Numerical simulation of breakup of a viscous drop in simple shear flow through a volume-of-fluid method”, *Physics of Fluids* **12**, 269–282 (2000).
- [17] B. Bentley and L. G. Leal, “An experimental investigation of drop deformation and breakup in steady, two-dimensional linear flows”, *Journal of Fluid Mechanics* **167**, 241–283 (1986).
- [18] S. Guido, “Shear-induced droplet deformation: effects of confined geometry and viscoelasticity”, en, *Curr. Opin. Colloid Interface Sci.* **16**, 61–70 (2011).
- [19] J. Li and Y. Y. Renardy, “Shear-induced rupturing of a viscous drop in a bingham liquid”, *Journal of Non-Newtonian Fluid Mechanics* **95**, 235–251 (2000).
- [20] D. Wang, N. Wang, and H. Liu, “Droplet deformation and breakup in shear-thinning viscoelastic fluid under simple shear flow”, *Journal of Rheology* **66**, 585–603 (2022).
- [21] A. Acrivos, “The breakup of small drops and bubbles in shear flows”, *Annals of the New York Academy of Sciences* **404**, 1–11 (1983).
- [22] H. A. Stone, “Dynamics of drop deformation and breakup in viscous fluids”, *Annu. Rev. Fluid Mech.* **26**, 65–102 (1994).
- [23] M. Minale, “Models for the deformation of a single ellipsoidal drop: a review”, *Rheologica acta* **49**, 789–806 (2010).
- [24] R. B. Reboucas, N. N. Nikolova, and V. Sharma, “Modeling drop deformations and rheology of dilute to dense emulsions”, *Current Opinion in Colloid & Interface Science*, 101904 (2025).
- [25] M. Foglino, A. Morozov, O. Henrich, and D. Marenduzzo, “Flow of deformable droplets: discontinuous shear thinning and velocity oscillations”, *Physical review letters* **119**, 208002 (2017).
- [26] G. Negro, L. N. Carenza, G. Gonnella, F. Mackay, A. Morozov, and D. Marenduzzo, “Yield-stress transition in suspensions of deformable droplets”, *Science Advances* **9**, eadf8106 (2023).
- [27] S. Richardson, “Two-dimensional bubbles in slow viscous flows”, *Journal of Fluid Mechanics* **33**, 475–493 (1968).
- [28] S. Richardson, “Two-dimensional bubbles in slow viscous flows. part 2”, *Journal of Fluid Mechanics* **58**, 115–127 (1973).
- [29] J. D. Buckmaster and J. E. Flaherty, “The bursting of two-dimensional drops in slow viscous flow”, *J. Fluid Mech.* **60**, 625–639 (1973).
- [30] E. Toose, B. Geurts, and J. Kuerten, “A boundary integral method for two-dimensional (non)-newtonian drops in slow viscous flow”, *Journal of non-newtonian fluid mechanics* **60**, 129–154 (1995).
- [31] R. G. van der Sman and S. Van der Graaf, “Emulsion droplet deformation and breakup with lattice boltzmann model”, *Computer Physics Communications* **178**, 492–504 (2008).
- [32] Y. Hosaka, S. Komura, and D. Andelman, “Hydrodynamic lift of a two-dimensional liquid domain with odd viscosity”, *Physical Review E* **104**, 064613 (2021).
- [33] H. França and M. Jalaal, “Odd droplets: fluids with odd viscosity and highly deformable interfaces”, *arXiv preprint arXiv:2503.21649* (2025).
- [34] H. Brenner, “The translational and rotational motions of an n-dimensional hypersphere through a viscous fluid at small reynolds numbers”, *Journal of Fluid Mechanics* **111**, 197–215 (1981).
- [35] G. K. Batchelor, *An introduction to fluid dynamics* (Cambridge university press, 2000).

- [36] G. Batchelor, “The stress system in a suspension of force-free particles”, *Journal of fluid mechanics* **41**, 545–570 (1970).
- [37] C. A. Galeano-Rios, R. Cimpeanu, I. A. Bauman, A. MacEwen, P. A. Milewski, and D. M. Harris, “Capillary-scale solid rebounds: experiments, modelling and simulations”, *J. Fluid Mech.* **912**, A17 (2021).
- [38] J. F. Brady, “The einstein viscosity correction in n dimensions”, *International Journal of Multiphase Flow* **10**, 113–114 (1983).
- [39] S. Popinet, “Gerris: a tree-based adaptive solver for the incompressible euler equations in complex geometries”, *Journal of Computational Physics* **190**, 572–600 (2003).
- [40] S. Popinet, “An accurate adaptive solver for surface-tension-driven interfacial flows”, *Journal of Computational Physics* **228**, 5838–5866 (2009).
- [41] S. Popinet, “A quadtree-adaptive multigrid solver for the serre–green–naghdi equations”, *Journal of Computational Physics* **302**, 336–358 (2015).
- [42] V. Sanjay, “Viscous free-surface flows”, PhD thesis (Univ. Twente, 2022).
- [43] J. J. Stickel and R. L. Powell, “Fluid mechanics and rheology of dense suspensions”, *Annual Review of Fluid Mechanics* **37**, 129–149 (2005).
- [44] D. Barthès-Biesel and A. Acrivos, “Deformation and burst of a liquid droplet freely suspended in a linear shear field”, *Journal of Fluid Mechanics* **61**, 1–22 (1973).
- [45] N. AGGARWAL and K. SARKAR, “Deformation and breakup of a viscoelastic drop in a newtonian matrix under steady shear”, *Journal of Fluid Mechanics* **584**, 1–21 (2007).
- [46] N. AGGARWAL and K. SARKAR, “Effects of matrix viscoelasticity on viscous and viscoelastic drop deformation in a shear flow”, *Journal of Fluid Mechanics* **601**, 63–84 (2008).
- [47] N. Aggarwal and K. Sarkar, “Rheology of an emulsion of viscoelastic drops in steady shear”, *Journal of Non-Newtonian Fluid Mechanics* **150**, 19–31 (2008).
- [48] D. Izbassarov and O. Tammisola, “Dynamics of an elastoviscoplastic droplet in a newtonian medium under shear flow”, *Phys. Rev. Fluids* **5**, 113301 (2020).
- [49] H. L. França, M. Jalaal, and C. M. Oishi, “Elasto-viscoplastic spreading: from plastocapillarity to elastocapillarity”, *Physical Review Research* **6**, 013226 (2024).
- [50] X. Li and C. Pozrikidis, “The effect of surfactants on drop deformation and on the rheology of dilute emulsions in stokes flow”, *Journal of fluid mechanics* **341**, 165–194 (1997).
- [51] V. Narsimhan, “Shape and rheology of droplets with viscous surface moduli”, *Journal of Fluid Mechanics* **862**, 385–420 (2019).
- [52] J. E. Avron, “Odd viscosity”, *Journal of Statistical Physics* **92**, 543–557 (1998).
- [53] M. Fruchart, C. Scheibner, and V. Vitelli, “Odd viscosity and odd elasticity”, *Annual Review of Condensed Matter Physics* **14**, 471–510 (2023).