

Empirical Evidences for the Effects of Feature Diversity in Open Set Recognition and Continual Learning

Jiawen Xu
TU Berlin

Ernst-Reuter-Platz 7, Berlin, Germany
jiawen.xu@campus.tu-berlin.de

Odej Kao
TU Berlin

Ernst-Reuter-Platz 7, Berlin, Germany
odej.kao@tu-berlin.de

Abstract

Open set recognition (OSR) and continual learning are two critical challenges in machine learning, focusing respectively on detecting novel classes at inference time and updating models to incorporate the new classes. While many recent approaches have addressed these problems—particularly OSR—by heuristically promoting feature diversity, few studies have directly examined the role that feature diversity plays in tackling them. In this work, we provide empirical evidence that enhancing feature diversity improves the recognition of open set samples. Moreover, increased feature diversity also facilitates both the retention of previously learned data and the integration of new data in continual learning. We hope our findings can inspire further research into both practical methods and theoretical understanding in these domains.

1. Introduction

Deep neural networks have exhibited remarkable prowess in classification tasks, spanning domains such as video classification [20], sentiment analysis [50], and fault diagnosis [24]. Nevertheless, practical applications often entail challenges wherein the samples of semantic categories may be difficult to exhaust or may dynamically evolve over time, diverging from the training data. To update the models for these novel data, instead of training from scratch, techniques such as continual learning have been proposed, which can greatly reduce the training time and memory requirements for the historical data [4, 21, 25, 36, 37, 41, 48]. Besides, in order to enable the models to know not only how to update the models but also when to start the new training, the models are supposed to be able to detect the novel data during inference. Approaches for this are normally under the categories of open set recognition (OSR) [8, 11, 15], out-of-distribution detection (ODD) [39, 44, 45], or novelty detection [3, 7, 35]. These two aspects should hence natu-

rally work and be researched together [42]. In this study, we look into continual learning, and more specifically, class-incremental learning, and open set recognition.

Apart from numerous novel approaches proposed in recent years for these two topics, some studies have started to investigate from the fundamental perspectives, such as the loss landscape [2, 10, 12] and feature diversity [27, 40]. For feature diversity, [40] provides theoretical proof and lacks of precise empirical observations. [27] focuses on the setting of the frozen feature extractor trained in the initial task for the following continual learning tasks. In this work, we seek to provide empirical evidence of feature diversity for both open set recognition and continual learning. We conduct controlled experiments on the synthetic dataset, which can manipulate the models for the desired features to learn. We then analyze the models with the metrics for open set recognition, feature forgetting, and forward transfer. The results show that learning diverse features is beneficial for improving the models for detecting the open set samples, restraining features from the observed data, as well as learning new tasks.

Throughout this study, we use open-sets and close-sets to name open-set and close-set samples respectively. The observed data is for the data in the past tasks in continual learning. We focus on class-incremental learning only, hence the observed data are classes that are disjoint from the current data.

2. Related Work

The most related work to this study is open set recognition and continual learning. We briefly introduce these two topics here.

Open Set Recognition OSR is concerned with identifying samples from novel classes during inference. OSR methods for discriminative models can be broadly categorized into two main groups, namely synthesizing outliers [13, 32, 47] and learning more discriminative models [8, 11, 15, 31, 34, 43]. Besides relying solely on discriminative classifiers, a

bunch of works apply extra models, e.g., generative models, to learn representations of the in-sets [5, 33, 46, 49].

Continual Learning The main task of continual learning is to mitigate catastrophic forgetting [30]. Conventional continual learning approaches can fall into three categories: regularization-based [1, 21, 28], replay-based [16, 19, 36], and architecture-based [17, 18, 26].

3. Experiments

3.1. General Settings

In order to investigate the connection between feature diversity and continual learning as well as continual learning, we synthesized datasets for supervised classification, where the features learned by the models can be known (It will be introduced in the detailed experiments later). Our synthesis datasets consist of two types of features, i.e., colors (blue, red, green, and pink) and shapes (circle, rectangle, and ellipse). The position and size of the shapes are randomly generated. Each combination of the color and shape forms a class of data. To eliminate the background influence, the background of all images is set to either black or white. It will be introduced in the following sections that the black background images are used for training, and the white background data is utilized for testing in some cases. The spatial size of the images is 64×64 . Examples from the datasets are shown in Figure 1.




Figure 1. Examples from the synthetic dataset. Each combination of the color and shape forms a class of data. All backgrounds are set to be black or white.

Considering the simplicity of the synthesis datasets, we design and use a small-scale neural network for all experiments in this study. It is a five-layer CNN, and the network architecture configurations are in Table 1. For all experiments in the following text, there are 100 and 50 images in each class in the training and testing sets, respectively.

3.2. Open Set Recognition

We train two supervised classifiers (E1 and E2) in this section. E1 is a binary classifier in which the two classes to discriminate are blue circles and red rectangles. The class

Layer ID	Type	Input	Output
0	Conv2D	$64 \times 64 \times 3$	$64 \times 64 \times 10$
1	AvgPooling2D	$64 \times 64 \times 10$	$32 \times 32 \times 10$
2	Flatten	$32 \times 32 \times 10$	10240
3	Linear	10240	1000
4	Linear	1000	20
5	Linear	20	num-classes

Table 1. List of the network architecture configurations, layer type, in-and output dimensions, that were applied in all experiments in this study.

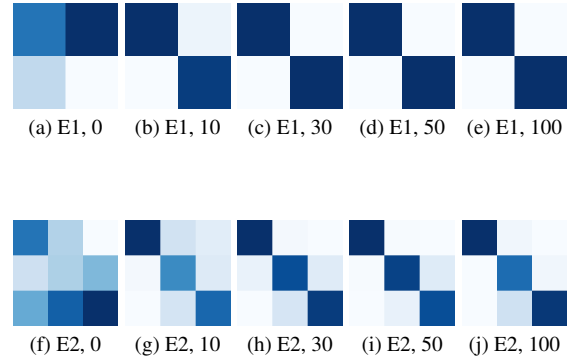


Figure 2. Confusion matrices during training in E1 (first row) and E2 (second row) of epoch 0, 10, 20, 30, 50, and 100 (deeper color indicates higher value). It can be found that, in E1, the two classes can be well discriminated after epoch 10. Whereas in E2, the model is easier to be confused by red rectangles and red circles, for which the shapes should be learned.

settings are listed in Table 2a. It is straightforward to find that the model can perfectly distinguish between the two classes through the color only. And it is well known that CNNs exhibit a bias toward color over shape [14, 38]. Thus, the model in E1 relies primarily on color features. In E2, a third class of red circles is introduced. In this case, accurate classification of all three classes requires the model to incorporate shape information. Therefore, E2 models are encouraged to learn more comprehensive features than in E1. Both models are trained for 100 epochs. The testing accuracies of E1 and E2 are 100% and 99.5%, respectively. To better illustrate the feature reliance during the training progress, Figure 2 depicts the confusion matrices at different epochs. The two close-set classes in E1 can be quickly and completely well classified in a few epochs. However, the red rectangles and red circles (the third class) are always confused in E2 till the end of the early tens of epochs whereas the first two classes can be more easily to be classified as in E1. It verifies that E2 requires learning more features than E1, and the shapes are harder to learn than color, which aligns with [14].

We compute the *Mahalanobis* distances, M_c , that often





























(a) OSR			(b) Continual learning		
Index	Close-set	Open-set	Index	Task 0	Task 1
E1			E3		
			E4		
E2			E5		
			E6		
			E7		
			E8		
			E9		
			E10		
					
					

Table 2. List of the class settings in each experiment in this study. The orders of the shapes in the table align with those used in training (Better viewed in color).

applied for OSR [23, 29], between the testing sample features, including both close-sets and open-sets, with their closest class centers in the training data to measure their similarities, which can indicate the OSR performances and provide a better view of the feature learning. As demonstrated in Equation (1), μ_c refers to the center of class c , which is the mean of all the features in c . Σ_c is the covariance matrix that can infer the geometrical shape of the class cluster. In the following text, the sets of such distances for close-sets and open-sets are denoted using \mathbf{M}_{in} and \mathbf{M}_{out} , respectively.

$$M_c = (\mathbf{z}_i - \mu_c)^T \Sigma_c^{-1} (\mathbf{z}_i - \mu_c)$$

$$\mu_c = \frac{1}{|\mathbf{Z}_c|} \sum_{\mathbf{z}_c \in \mathbf{Z}_c} \mathbf{z}_c, \Sigma_c = (\mathbf{Z}_c - \mu_c)^T (\mathbf{Z}_c - \mu_c) \quad (1)$$

To investigate the separateness of the inlier and outlier features, we compute the histograms on \mathbf{M}_{in} and \mathbf{M}_{out} and adopt the normalized distance measure in [6] to quantify the overlaps between the two histograms. As demonstrated in Equation (2), N_{bins} denotes the number of bins of both histograms, and h_i and g_i are the number of samples falling into each bin of \mathbf{M}_{in} and \mathbf{M}_{out} , respectively. $|\mathbf{M}_{in}|$ and $|\mathbf{M}_{out}|$ represent the number of bins in each histogram. It can be easily inferred that the larger D_{hist} is, the more separated the two histograms are. $D_{hist} = 1$ indicates that the two histograms have no overlap.

$$D_{hist} = \sum_{i=1}^{N_{bins}} \left| \frac{h_i}{|\mathbf{M}_{in}|} - \frac{g_i}{|\mathbf{M}_{out}|} \right| \quad (2)$$

As listed in Table 2a, we take blue rectangles, green rectangles, green circles, green ellipses, and pink ellipses as

Histogram Distances between Close- and Open-sets

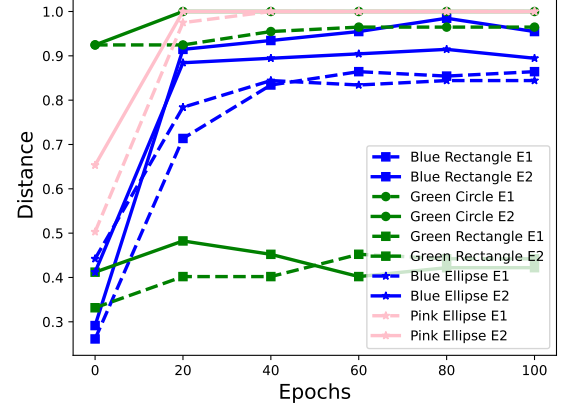


Figure 3. Plots of D_{hist} for all open-sets. The colors and markers of the curves are in line with the colors and shapes of the data with exception of stars for ellipses. Plots for E1 are in dashed lines, while these for E2 are solid lines.

open-sets for E1 and E2. The same data will be used for learning new tasks for continual learning experiments in the following text. We compute D_{hist} for all open-set classes with respect to their closest close-set classes. We plot the change of D_{hist} with the training progress for all open-set classes in E1 and E2 in Figure 3.

It can be read from the plots that the D_{hist} E2 are larger or at least equal to those in E1, indicating better OSR performances. It can lead to the conclusion that Learning diverse features can improve OSR. Additionally, for blue circles, we have observed during the experiments that they are closer to blue circles than red rectangles in both E1 and E2. We think the reason lies in that the colors can pose larger weights in the feature vectors than the shapes. The pink ellipses show high similarity with the red circles in E2. It is not hard to find the reasons that pink and red are close in the RGB channels, and ellipse and circle are similar. It can also explain the results of E10 in 3.3.2.

3.3. Continual Learning

Following the above settings, we take the models in E1 and E2 as base models to learn new classes. For this, eight new continual learning models (E3-E10), whose class settings are listed in Table 2b, are trained. In the following text, the base tasks in E1 or E2 are referred as Task 0, and the following new task is Task 1. There are four groups of new task settings, which differ in whether the features in Task 0 are repeated and could be reused in the new task. Blue rectangle and green rectangle share the color features with Task 0, whereas green circles and green rectangles are the opposite and can be classified only through the shapes. The ellipse is a new shape from Task 0. E7 and E8 should learn

	E1	E2 (2)	E2 (3)
E3 / E4	0.0213	0.0216	0.0219
E5 / E6	0.0127	0.016	0.018
E7 / E8	0.017	0.0159	0.074
E9 / E10	0.0089	0.0169	0.0188

Table 3. Feature similarity for the data in Task 0 between the models before and after Task 1. The first row lists the base models, and E2 (2) and E2 (3) refer to the number of classes used for comparison, which are the two that overlap with E1 and all three classes in E2.

this new shape for classification, whereas for E9 and E10, the red color feature could probably be reused. To precisely record forgetting prevention and forward transfer learning abilities of the learned features in the base models, no extra continual learning approaches have been applied in all experiments here. Neurons are added on the output layers to fit the new number of classes. Since so, the testing accuracy of the new models on the observed data in all experiments is around 0.5, i.e., almost a guess, we therefore compare feature forgetting instead, which is closer to the topic of this study as well.

3.3.1. Feature Forgetting

We compute the centered kernel alignment (CKA) [22] between the features in Task 0 and Task 1 to quantify the feature forgetting. Higher CKA indicates higher similarity, which means less feature forgetting. Since our dataset is very easy and the backgrounds are all black, the features can always pose very high CKA values, even though they are from different models or classes. We therefore change the background of the data used for feature reading to white. The results are shown in Table 3. When comparing E3 & E4 with E5 & E6, more features are forgotten in the later. In E3 & E4, the color features can be reused, whereas in E5 & E6, the models can rely only on the shapes. The colors, which can show higher weights in the feature vectors, can therefore be forgotten more in E5 & E6. And the overall CKA values are lower. Additionally, we believe the same reasons apply for comparing E7 & E8 with E9 & E10.

3.3.2. Forward Transfer

To evaluate the forward transfer ability of the models in E1 and E2, we use linear probing on the samples from Task 1 to learn a classifier and then evaluate the accuracy [9]. For this, all layers in the models except the newly initialized output layer are frozen. The results are in Table 4.

For E3 / E4, since the testing data can be classified with only colors, and the blue color is learned in both base models, the results therefore don’t show a very significant difference. For E5/ E6, it is completely different. While the colors are no longer useful for the classification, the accuracy in E6 is much higher than in E5 because the base model E2

	E3/E4	E5/E6	E7/E8	E9/E10
E1	90.83	70.5	68.67	53.17
E2	92.67	87.33	68.67	95.5

Table 4. Linear probing accuracy (in %) for Task 1 data in E3, E4, E5, E6, E7, and E8 for evaluating the forward transfer ability of the base models in E1 and E2. The base models are noted in the first column.

has better learned the shapes. However, it is not completely guessing in E5. It can indicate that E1 has encoded shape features, which can be however worse than E2. For E7 and E8, the numbers are the same. For new shapes that do not exist in the training data, the ability to classify new data can be independent on the base models. Lastly, for E9 and E10, since the ellipses are pink, which are close to the red circles in E2. E2 models can then be well transferred to the new data, which has been mentioned in 3.2 above. However, altogether with E7 and E8, where the blue ellipses cannot show such positive effects. We hence think the reason is that the features are not disentangled in the base models.

In summary, learning more features from the observed data is helpful for learning new data in continual learning when there are overlaps between the features in the observed and new data. However, in practice, the new tasks are always unknown, which means it cannot be foreseen which features are useful for the future tasks. It is therefore reasonable to learn as diverse features as possible from the observed data while maintaining the performance of the tasks so far. Besides, feature disentanglement can be important for learning new tasks because the observed data can then be better compared with the new data, and overlapped features can be applied to the new tasks. We leave this for future work.

4. Conclusion & Future Work

In this study, we have investigated the effects of learning diverse features in supervised classifiers for open set recognition and continual learning. The results can demonstrate that more diverse features can be helpful for detecting open-sets, reducing feature forgetting for past tasks in continual learning, and learning new tasks.

However, our experiments are based on synthetic datasets, which are of small volume. In future work, we hope new experiments can be designed for real and complex data. Furthermore, feature disentanglement remains an interesting topic to explore its connection with OSR and continual learning. We hypothesize that disentangling features can be positive for both OSR and continual learning.

References

- [1] Rahaf Aljundi, Francesca Babiloni, Mohamed Elhoseiny, Marcus Rohrbach, and Tinne Tuytelaars. Memory aware synapses: Learning what (not) to forget. In *Proceedings of the European conference on computer vision (ECCV)*, pages 139–154, 2018. 2
- [2] Ang Bian, Wei Li, Hangjie Yuan, Mang Wang, Zixiang Zhao, Aojun Lu, Pengliang Ji, Tao Feng, et al. Make continual learning stronger via c-flat. *Advances in Neural Information Processing Systems*, 37:7608–7630, 2024. 1
- [3] Gilles Blanchard, Gyemin Lee, and Clayton Scott. Semi-supervised novelty detection. *The Journal of Machine Learning Research*, 11:2973–3009, 2010. 1
- [4] Pietro Buzzega, Matteo Boschini, Angelo Porrello, Davide Abati, and Simone Calderara. Dark experience for general continual learning: a strong, simple baseline. In *Advances in Neural Information Processing Systems*, pages 15920–15930. Curran Associates, Inc., 2020. 1
- [5] Alexander Cao, Yuan Luo, and Diego Klabjan. Open-set recognition with gaussian mixture variational autoencoders. In *Proceedings of the AAAI Conference on Artificial Intelligence*, pages 6877–6884, 2021. 2
- [6] Sung-Hyuk Cha and Sargur N Srihari. On measuring the distance between histograms. *Pattern Recognition*, 35(6): 1355–1370, 2002. 3
- [7] Chengwei Chen, Yuan Xie, Shaohui Lin, Ruizhi Qiao, Jian Zhou, Xin Tan, Yi Zhang, and Lizhuang Ma. Novelty detection via contrastive learning with negative data augmentation. *arXiv preprint arXiv:2106.09958*, 2021. 1
- [8] Guangyao Chen, Limeng Qiao, Yemin Shi, Peixi Peng, Jia Li, Tiejun Huang, Shiliang Pu, and Yonghong Tian. Learning open set network with discriminative reciprocal points. In *Computer Vision–ECCV 2020: 16th European Conference, Glasgow, UK, August 23–28, 2020, Proceedings, Part III 16*, pages 507–522. Springer, 2020. 1
- [9] Jiefeng Chen, Timothy Nguyen, Dilan Gorur, and Arslan Chaudhry. Is forgetting less a good inductive bias for forward transfer? *arXiv preprint arXiv:2303.08207*, 2023. 4
- [10] Jia Deng, Wei Dong, Richard Socher, Li-Jia Li, Kai Li, and Li Fei-Fei. Imagenet: A large-scale hierarchical image database. In *2009 IEEE Conference on Computer Vision and Pattern Recognition (CVPR’09)*, pages 248–255. IEEE, 2009. 1
- [11] Akshay Raj Dhamija, Manuel Günther, and Terrance Boulton. Reducing network agnostophobia. *Advances in Neural Information Processing Systems*, 31, 2018. 1
- [12] Kun Fang, Qinghua Tao, Xiaolin Huang, and Jie Yang. Revisiting deep ensemble for out-of-distribution detection: A loss landscape perspective. *International Journal of Computer Vision*, 132(12):6107–6126, 2024. 1
- [13] Zongyuan Ge, Sergey Demianov, and Rahil Garnavi. Generative openmax for multi-class open set classification. In *British Machine Vision Conference 2017 (BMVC’17)*, London, UK, 2017. 1
- [14] Robert Geirhos, Patricia Rubisch, Claudio Michaelis, Matthias Bethge, Felix A Wichmann, and Wieland Brendel. Imagenet-trained cnns are biased towards texture; increasing shape bias improves accuracy and robustness. In *International conference on learning representations*, 2018. 2
- [15] Mehadi Hassen and Philip K Chan. Learning a neural-network-based representation for open set recognition. In *Proceedings of the 2020 SIAM International Conference on Data Mining*, pages 154–162. SIAM, 2020. 1
- [16] Saihui Hou, Xinyu Pan, Chen Change Loy, Zilei Wang, and Dahua Lin. Learning a unified classifier incrementally via rebalancing. In *Proceedings of the IEEE/CVF conference on computer vision and pattern recognition*, pages 831–839, 2019. 2
- [17] Wenpeng Hu, Zhou Lin, Bing Liu, Chongyang Tao, Zhengwei Tao, Dongyan Zhao, Jinwen Ma, and Rui Yan. Overcoming catastrophic forgetting for continual learning via model adaptation. In *International conference on learning representations*, 2019. 2
- [18] Ching-Yi Hung, Cheng-Hao Tu, Cheng-En Wu, Chien-Hung Chen, Yi-Ming Chan, and Chu-Song Chen. Compacting, picking and growing for unforgetting continual learning. *Advances in neural information processing systems*, 32, 2019. 2
- [19] Minsoo Kang, Jaeyoo Park, and Bohyung Han. Class-incremental learning by knowledge distillation with adaptive feature consolidation. In *Proceedings of the IEEE/CVF conference on computer vision and pattern recognition*, pages 16071–16080, 2022. 2
- [20] Andrej Karpathy, George Toderici, Sanketh Shetty, Thomas Leung, Rahul Sukthankar, and Li Fei-Fei. Large-scale video classification with convolutional neural networks. In *Proceedings of the IEEE conference on Computer Vision and Pattern Recognition*, pages 1725–1732, 2014. 1
- [21] James Kirkpatrick, Razvan Pascanu, Neil Rabinowitz, Joel Veness, Guillaume Desjardins, Andrei A Rusu, Kieran Milan, John Quan, Tiago Ramalho, Agnieszka Grabska-Barwinska, et al. Overcoming catastrophic forgetting in neural networks. *Proceedings of the national academy of sciences*, 114(13):3521–3526, 2017. 1, 2
- [22] Simon Kornblith, Mohammad Norouzi, Honglak Lee, and Geoffrey Hinton. Similarity of neural network representations revisited. In *International conference on machine learning*, pages 3519–3529. PMIR, 2019. 4
- [23] Kimin Lee, Kibok Lee, Honglak Lee, and Jinwoo Shin. A simple unified framework for detecting out-of-distribution samples and adversarial attacks. *Advances in neural information processing systems*, 31, 2018. 3
- [24] Yaguo Lei, Bin Yang, Xinwei Jiang, Feng Jia, Naipeng Li, and Asoke K Nandi. Applications of machine learning to machine fault diagnosis: A review and roadmap. *Mechanical Systems and Signal Processing*, 138:106587, 2020. 1
- [25] Jiyong Li, Dilshod Azizov, Shangsong Liang, et al. Contrastive continual learning with importance sampling and prototype-instance relation distillation. In *Proceedings of the AAAI Conference on Artificial Intelligence*, pages 13554–13562, 2024. 1
- [26] Xilai Li, Yingbo Zhou, Tianfu Wu, Richard Socher, and Caiming Xiong. Learn to grow: A continual structure learning framework for overcoming catastrophic forgetting. In

- International conference on machine learning*, pages 3925–3934. PMLR, 2019. 2
- [27] Yingcong Li, Mingchen Li, M Salman Asif, and Samet Oymak. Provable and efficient continual representation learning. *arXiv preprint arXiv:2203.02026*, 2022. 1
- [28] Zhizhong Li and Derek Hoiem. Learning without forgetting. *IEEE transactions on pattern analysis and machine intelligence*, 40(12):2935–2947, 2017. 2
- [29] Bo Liu, Hao Kang, Haoxiang Li, Gang Hua, and Nuno Vasconcelos. Few-shot open-set recognition using meta-learning. In *Proceedings of the IEEE/CVF Conference on Computer Vision and Pattern Recognition*, pages 8798–8807, 2020. 3
- [30] Michael McCloskey and Neal J Cohen. Catastrophic interference in connectionist networks: The sequential learning problem. In *Psychology of learning and motivation*, pages 109–165. Elsevier, 1989. 2
- [31] Dmitry Miller, Niko Suenderhauf, Michael Milford, and Feras Dayoub. Class anchor clustering: A loss for distance-based open set recognition. In *Proceedings of the IEEE/CVF Winter Conference on Applications of Computer Vision (WACV’21)*, pages 3570–3578, 2021. 1
- [32] Lawrence Neal, Matthew Olson, Xiaoli Fern, Weng-Keen Wong, and Fuxin Li. Open set learning with counterfactual images. In *Proceedings of the European Conference on Computer Vision (ECCV’18)*, pages 613–628, 2018. 1
- [33] Poojan Oza and Vishal M Patel. C2ae: Class conditioned auto-encoder for open-set recognition. In *Proceedings of the IEEE/CVF Conference on Computer Vision and Pattern Recognition*, pages 2307–2316, 2019. 2
- [34] Pramuditha Perera, Vlad I Morariu, Rajiv Jain, Varun Manjunatha, Curtis Wigington, Vicente Ordonez, and Vishal M Patel. Generative-discriminative feature representations for open-set recognition. In *Proceedings of the IEEE/CVF Conference on Computer Vision and Pattern Recognition*, pages 11814–11823, 2020. 1
- [35] Marco AF Pimentel, David A Clifton, Lei Clifton, and Lionel Tarassenko. A review of novelty detection. *Signal processing*, 99:215–249, 2014. 1
- [36] Sylvestre-Alvise Rebuffi, Alexander Kolesnikov, Georg Sperl, and Christoph H Lampert. icarl: Incremental classifier and representation learning. In *Proceedings of the IEEE conference on Computer Vision and Pattern Recognition*, pages 2001–2010, 2017. 1, 2
- [37] Joan Serra, Didac Suris, Marius Miron, and Alexandros Karatzoglou. Overcoming catastrophic forgetting with hard attention to the task. In *International conference on machine learning*, pages 4548–4557. PMLR, 2018. 1
- [38] Aditya Singh, Alessandro Bay, and Andrea Mirabile. Assessing the importance of colours for cnns in object recognition. *arXiv preprint arXiv:2012.06917*, 2020. 2
- [39] Yiyu Sun and Yixuan Li. Dice: Leveraging sparsification for out-of-distribution detection. In *European conference on computer vision*, pages 691–708. Springer, 2022. 1
- [40] Yu Wang, Junxian Mu, Pengfei Zhu, and Qinghua Hu. Exploring diverse representations for open set recognition. In *Proceedings of the AAAI Conference on Artificial Intelligence*, pages 5731–5739, 2024. 1
- [41] Zifeng Wang, Zizhao Zhang, Chen-Yu Lee, Han Zhang, Ruoxi Sun, Xiaoqi Ren, Guolong Su, Vincent Perot, Jennifer Dy, and Tomas Pfister. Learning to prompt for continual learning. In *Proceedings of the IEEE/CVF conference on computer vision and pattern recognition*, pages 139–149, 2022. 1
- [42] Jiawen Xu, Claas Grohnfeldt, and Odej Kao. Openincrement: A unified framework for open set recognition and deep class-incremental learning. In *Proceedings of the IEEE/CVF international conference on computer vision*, pages 3303–3311, 2023. 1
- [43] Hong-Ming Yang, Xu-Yao Zhang, Fei Yin, Qing Yang, and Cheng-Lin Liu. Convolutional prototype network for open set recognition. *IEEE Transactions on Pattern Analysis and Machine Intelligence*, 44(5):2358–2370, 2020. 1
- [44] Jingkang Yang, Pengyun Wang, Dejian Zou, Zitang Zhou, Kunyuan Ding, Wenxuan Peng, Haoqi Wang, Guangyao Chen, Bo Li, Yiyu Sun, et al. Openood: Benchmarking generalized out-of-distribution detection. *Advances in Neural Information Processing Systems*, 35:32598–32611, 2022. 1
- [45] Jingkang Yang, Kaiyang Zhou, Yixuan Li, and Ziwei Liu. Generalized out-of-distribution detection: A survey. *International Journal of Computer Vision*, 132(12):5635–5662, 2024. 1
- [46] Ryota Yoshihashi, Wen Shao, Rei Kawakami, Shaodi You, Makoto Iida, and Takeshi Naemura. Classification-reconstruction learning for open-set recognition. In *Proceedings of the IEEE/CVF Conference on Computer Vision and Pattern Recognition*, pages 4016–4025, 2019. 2
- [47] Yang Yu, Wei-Yang Qu, Nan Li, and Zimin Guo. Open category classification by adversarial sample generation. In *International Joint Conference on Artificial Intelligence (IJCAI’17)*, pages 3357–3363, Melbourne, Australia, 2017. 1
- [48] Friedemann Zenke, Ben Poole, and Surya Ganguli. Continual learning through synaptic intelligence. In *International conference on machine learning*, pages 3987–3995. PMLR, 2017. 1
- [49] Hongjie Zhang, Ang Li, Jie Guo, and Yanwen Guo. Hybrid models for open set recognition. In *Computer Vision—ECCV 2020: 16th European Conference, Glasgow, UK, August 23–28, 2020, Proceedings, Part III 16*, pages 102–117. Springer, 2020. 2
- [50] Lei Zhang, Shuai Wang, and Bing Liu. Deep learning for sentiment analysis: A survey. *Wiley Interdisciplinary Reviews: Data Mining and Knowledge Discovery*, 8(4):e1253, 2018. 1