

Box-Reachability in Vector Addition Systems

Shaull Almagor¹[0000–0001–9021–1175], Itay Hasson¹, Michal Pilipczuk²[0000–0001–7891–1988], and Michael Zaslavski³

¹ Department of Computer Science, Technion, Israel
{shaull@technion.ac.il, itay.h@campus.technion.ac.il}

² University of Warsaw
michal.pilipczuk@mimuw.edu.pl

³ Unaffiliated

Abstract. We consider a variant of reachability in Vector Addition Systems (VAS) dubbed *box reachability*, whereby a vector $\mathbf{v} \in \mathbb{N}^d$ is box-reachable from $\mathbf{0}$ in a VAS \mathcal{V} if \mathcal{V} admits a path from $\mathbf{0}$ to \mathbf{v} that not only stays in the positive orthant (as in the standard VAS semantics), but also stays below \mathbf{v} , i.e., within the “box” whose opposite corners are $\mathbf{0}$ and \mathbf{v} .

Our main result is that for two-dimensional VAS, the set of box-reachable vertices almost coincides with the standard reachability set: the two sets coincide for all vectors whose coordinates are both above some threshold W . We also study properties of box-reachability, exploring the differences and similarities with standard reachability.

Technically, our main result is proved using powerful machinery from convex geometry.

1 Introduction

Vector Addition Systems (VAS) are a well-established formalism for modelling and reasoning about concurrent systems, hardware and software analysis, biological and chemical processes, and many more. In particular, VAS and Petri-Nets are equivalent (in a sense), with the latter being a long-studied model [17].

Formally, a VAS is given by a finite set of vectors $\mathcal{V} \subseteq \mathbb{Z}^d$. A *trace* in \mathcal{V} is then a sequence of vectors obtained by summing vectors from \mathcal{V} , provided that all coordinates remain non-negative. The latter requirement is dubbed the *VAS Semantics*. A vector \mathbf{v} is *reachable* if there is a trace that starts⁴ at $\mathbf{0}$ and ends in \mathbf{v} .

The fundamental problem for VAS is *reachability*: given a vector \mathbf{v} , decide whether it is reachable in \mathcal{V} . This problem has a rich history, and its exact complexity has been only recently settled as **ACKERMANN-Complete**[6,13], with better bounds known for dimensions 1 and 2. A more involved problem is characterizing the set of reachable vectors. In general, there is no simple characterization

⁴ Often a starting vector is also given, but the problem has the same “flavour” also when starting from $\mathbf{0}$.

(which is understandable, given the high complexity of reachability). However, in dimension up to five this set is *semilinear* [10].

From a modelling perspective, the coordinates of the vectors in a VAS typically correspond to some resources (e.g., memory locks, battery level, queue size, molecule concentration, etc.). Then, reachability amounts to the question of whether a certain configuration of the resources can be reached. In the standard reachability question, no attention is paid to *how* the target configuration is reached. In particular, it may be the case that in order to reach a certain target configuration, the trace must go through configurations with a higher number of certain resources than the target. Such traces may be less useful to the designer, or might not fit with their intent. For example, consider a chemical solution of three chemical compounds A, B, C , whose respective quantities are modelled as (x_A, x_B, x_C) . Suppose we start at $(1, 2, 2)$ and wish to reach $(10, 10, 10)$. It may be the case that due to reactions between the materials, one first needs to flood the solution with compound A (going above 10), and only then the reactions can lead down to $(10, 10, 10)$. In case A is expensive, dangerous or volatile, this trace might not be useful for actual reachability. Similar settings can occur with any types of resources, where one does not want to go over the amount of the resources in the target before reaching it.

To capture this notion, we introduce *box-reachability*: a vector $\mathbf{x} = (x_1, \dots, x_d) \in \mathbb{N}^d$ is *box-reachable* in a VAS \mathcal{V} if there is a trace from $\mathbf{0}$ to \mathbf{x} such that throughout the entire trace, each coordinate i remains at most x_i .

Example 1. Consider a 2-VAS $\mathcal{V} = \{(-1, 2), (2, -1), (10, 10)\}$. Let us examine the configurations $\mathbf{t}_1 = (11, 11)$ and $\mathbf{t}_2 = (21, 21)$.

Observe that $(-1, 2) + (2, -1) = (1, 1)$, and the path $(-1, 2), (2, -1)$ can be taken from every vector $(x, y) \geq (1, 0)$. Thus, both \mathbf{t}_1 and \mathbf{t}_2 are reachable in \mathcal{V} , via the paths $\pi_1 : \mathbf{0} \xrightarrow{(10,10)(-1,2)(2,-1)}_{\mathbb{N}} (11, 11)$ and $\pi_2 : \mathbf{0} \xrightarrow{(10,10)((-1,2)(2,-1))^{11}}_{\mathbb{N}} (21, 21)$, respectively. However, both π_1 and π_2 exceed their respective boxes. Indeed, the penultimate vector reached by π_1 is $(9, 12)$ (exceeding $(11, 11)$), and by π_2 is $(19, 22)$ (exceeding $(21, 21)$).

It is not hard to see that $\mathbf{t}_1 \notin \text{BoxReach}(\mathcal{V})$. Indeed, the first vector that must be taken in any path in \mathcal{V} is $(10, 10)$, and from there any added vector in \mathcal{V} exceeds the $(11, 11)$ box.

However, $\mathbf{t}_2 \in \text{BoxReach}(\mathcal{V})$, via the run $\pi_3 : \mathbf{0} \xrightarrow{(10,10)(-1,2)(2,-1)(10,10)}_{\mathbb{N}} (21, 21)$. Moreover, a similar path can be taken to box-reach any vector (k, k) with $k \geq 20$, via the path $\mathbf{0} \xrightarrow{(10,10)((-1,2)(2,-1))^{k-20}(10,10)}_{\mathbb{N}} (k, k)$.

This example illustrates two central characteristics of the box-reachable set. First, we notice that the classical reachability set does not coincide with box-reachability. Indeed, as we show above, $(11, 11)$ is reachable but not box-reachable. An even more obvious example of this is that $(30, 0)$ is reachable in \mathcal{V} (via the path $(10, 10)(2, -1)^{10}$), but is not box-reachable, since all paths start in $(10, 10)$ and in particular go above 0 in the y -coordinate.

The second characteristic is that vectors that are “deep” enough in the positive quadrant, e.g., $(21, 21)$, allow us enough wiggle room along the path to apply all

the “unsafe” vectors that exceed their box (e.g., $(-1, 2), (2, -1)$) without leaving the overall box. This suggests that perhaps the box-reachability set and the classical reachability set do coincide for vectors with large-enough entries. Indeed, this is the main contribution of this paper, for dimension 2. \square

Contribution. We focus on dimension 2 (see Example 2 and Remark 2 for context on this). In Theorem 1 we characterize the box-reachable set as follows: for every 2-VAS there exists a (polynomial size) $W \in \mathbb{N}$ such that the reachability set and the box-reachability sets coincide on $[W, \infty)^2$.

Technically, the proof of Theorem 1 uses insights on the geometry of the reachable set in the context of the cone it spans. We rely on nontrivial machinery from convex geometry (specifically, Steinitz’s lemma [8] and the Deep-in-the-cone Lemma [5]; both are introduced in Section 4.1).

Focusing on 2-VAS may seem limited. To justify this, we show that our result no longer holds neither for 3-VAS nor for 1-VASS (i.e., Vector Addition Systems with States).

In addition, we study the shape of the box-reachable set, showing that it is semilinear for 2-VAS as well as 1-VASS, and drawing a connection between box reachability in d -VAS and standard reachability in $2d$ -VAS.

In a broader context, our work can be viewed as a form of *boundedness* constraint on the VAS, in the sense that box-reaching runs are bounded by their target. Unlike boundedness by a constant, this still allows counters to become arbitrarily large.

In terms of understanding the geometry of VAS, our contribution stands in an interesting contrast to standard methods of reasoning about VAS: the most common approach in reasoning about low-dimensional VAS (and VASS) is that of Linear Path Schemes, which intuitively allow to iterate a small number of cycles many times. However, LPS are “highly non-box safe”, in the sense that LPS typically reach their target by taking one cycle many times, making some counter very large, and then correcting this by iterating another cycle, and so on. Thus, LPS guide the path far outside the box and then back. In our work, we need to exactly avoid this type of behaviors.

Related Work. Reachability in VAS and VASS have received much attention in recent years. We refer the reader to [17] for a survey, and to [13,6] for more recent works and references therein. More closely related to this work are studies concerning boundedness and geometrical understanding of the reachability set. Boundedness has been studied in early works on VAS [11,15], as it is essential to the study of coverability. Later studies [16,7,1,12] refine the notion of boundedness or look at variants of the model, as well as obtain improved bounds for coverability.

On the geometry front, several works have explicitly tried to provide a better understanding of the reachability sets of VASS, e.g., [4,2] where the geometry of the continuous variant of VASS is considered, and [9] which explicitly aims to characterize geometric properties of the reachability set.

Paper Organization. In Section 3 we present the notion of box reachability, and show why we focus on 2-VAS. In Section 4 we prove that reachability and box-reachability eventually coincide. This is split into several parts: Section 4.1 presents the geometric tools we use, and Section 4.2 prove the theorem by addressing two different cases, with different techniques. In Section 5 we show the semilinearity of box-reachability for 2-VAS and for 1-VASS. We conclude with a discussion in Section 6.

Due to space constraints, most proofs appear in the appendix.

2 Preliminaries

Let $\mathbb{N} = \{0, 1, 2, \dots\}$ denote the naturals and \mathbb{Z} the integers. For $i \leq j \in \mathbb{Z}$ we denote by $[i, j] = \{i, i+1, \dots, j\}$ the interval between i and j . We extend the notation to $[i, \infty] = \{m \in \mathbb{Z} \mid m \geq i\}$. We denote vectors in \mathbb{Z}^d in bold (e.g., \mathbf{u}), and refer to their components by subscripts: $\mathbf{u} = (\mathbf{u}_1, \dots, \mathbf{u}_d)$. We denote $\|\mathbf{u}\| = \max_{i \in [1, d]} \{\|\mathbf{u}_i\|\}$ the infinity-norm of \mathbf{u} .

For two vectors $\mathbf{u}, \mathbf{v} \in \mathbb{Z}^d$ we write $\mathbf{u} \leq \mathbf{v}$ if $\mathbf{u}_i \leq \mathbf{v}_i$ for all $i \in [1, d]$. For a set S we denote by S^* (resp. S^+) the set of finite sequences (resp. non-empty finite sequences) of elements of S . For a vector $\mathbf{v} \in \mathbb{R}^2$, we typically refer to its coordinates as $\mathbf{v} = (\mathbf{v}_x, \mathbf{v}_y)$.

A *vector addition system of dimension d* (d -VAS, for short) is a finite set of vectors $\mathcal{V} \subseteq \mathbb{Z}^d$. We denote by $\|\mathcal{V}\| = d \cdot \sum_{\mathbf{v} \in \mathcal{V}} \|\mathbf{v}\|$. A *path* of \mathcal{V} is a finite sequence of vectors $\pi = \mathbf{v}_1, \mathbf{v}_2, \dots, \mathbf{v}_n \in \mathcal{V}^*$ (we sometimes omit the commas for brevity). The *length* of π is $|\pi| = n$. For $i, j \leq n$ we denote the infix $\pi[i, j] = \mathbf{v}_i, \dots, \mathbf{v}_j$ (if $j < i$ the infix is empty). We also denote $\pi[j, \dots] = \pi[j, |\pi|]$ and $\pi[j] = \pi[j, j]$.

We introduce some notation for various properties of π : the *effect* of π is $\text{eff}(\pi) = \sum_{i=1}^n \mathbf{v}_i$. Fix a coordinate $1 \leq k \leq d$, we denote by $\text{eff}_k(\pi) = \text{eff}(\pi)_k$ the effect in coordinate k . The *drop* and *peak* of π in coordinate k are $\text{drop}_k(\pi) = |\min_{j \in [0, n]} \text{eff}_k(\pi[1, j])|$ and $\text{peak}_k(\pi) = \max_{j \in [0, n]} \text{eff}_k(\pi[1, j])$. Observe that $\text{drop}_k(\pi) \geq 0$ and $\text{peak}_k(\pi) \geq 0$, since for $j = 0$ we have that $\pi[1, 0]$ is empty, and thus has effect $\mathbf{0}$.

A starting vector \mathbf{s} and a path π as above induce the *trace* $\mathbf{s}_0, \mathbf{s}_1, \dots, \mathbf{s}_n$ where $\mathbf{s}_0 = \mathbf{s}$ and for every $0 < i \leq n$ we have $\mathbf{s}_i = \mathbf{s}_{i-1} + \mathbf{v}_i$. We then write $\mathbf{s} \xrightarrow{\pi} \mathbf{s}_n$. If $\mathbf{s}_i \in \mathbb{N}^d$ for all $i \in [0, n]$, we write $\mathbf{s} \xrightarrow{\pi}_{\mathbb{N}} \mathbf{s}_n$, and if we wish to emphasize that some coordinates may be negative, we write $\mathbf{s} \xrightarrow{\pi}_{\mathbb{Z}} \mathbf{s}_n$.

A vector \mathbf{t} is *reachable* in \mathcal{V} if there exists a path π such that $\mathbf{0} \xrightarrow{\pi}_{\mathbb{N}} \mathbf{t}$. We say that \mathbf{t} is *\mathbb{Z} -reachable* if $\mathbf{0} \xrightarrow{\pi} \mathbf{t}$, but not necessarily via a non-negative path. The *reachability set* of \mathcal{V} is then $\text{Reach}(\mathcal{V}) = \{\mathbf{t} \in \mathbb{N}^d \mid \exists \pi \in \mathcal{V}^* \text{ s.t. } \mathbf{0} \xrightarrow{\pi}_{\mathbb{N}} \mathbf{t}\}$.

The fundamental problem regarding VAS is the *reachability problem*: given a VAS \mathcal{V} and vector \mathbf{t} , decide whether $\mathbf{t} \in \text{Reach}(\mathcal{V})$. The complexity bounds on this problem were recently tightened to **ACKERMANN-Complete** [13, 6]. For general dimensions d , the reachability set can be complicated. For dimension up to 5, however, this set is always effectively *semilinear* [10]. We remark that this is also known for 2-VASS [3, 14].

3 Box Reachability

We start by introducing our main object of study, namely box-reachable vectors. Consider a d -VAS \mathcal{V} and a vector $\mathbf{t} \in \mathbb{N}^d$. We say that \mathbf{t} is *box-reachable* in \mathcal{V} , denoted $\mathbf{0} \xrightarrow{\pi}_{\square} \mathbf{t}$ if there is a path $\pi \in \mathcal{V}^*$ such that $\mathbf{0} \xrightarrow{\pi}_{\mathbb{N}} \mathbf{t}$ and in addition, for every $1 \leq i \leq |\pi|$ it holds that $\text{eff}(\pi[1, i]) \leq \mathbf{t}$. That is, the trace induced by π from $\mathbf{0}$ remains within the “box” whose opposite corners are $\mathbf{0}$ and \mathbf{t} . The *box-reachability set* of \mathcal{V} is then $\text{BoxReach}(\mathcal{V}) = \{\mathbf{v} \in \mathbb{N}^d \mid \mathbf{v} \text{ is box-reachable in } \mathcal{V}\}$.

In contrast with the reachability problem for VAS, the corresponding *box-reachability problem*, namely deciding whether a vector \mathbf{t} is box-reachable in \mathcal{V} , is far less involved. Indeed, there are at most $\|\mathbf{t}\|^d$ vectors that can be traversed in order to box-reach \mathbf{t} , and since a shortest path to \mathbf{t} does not visit the same vector twice, we can easily limit the search space. However, as discussed in Section 1, given a VAS \mathcal{V} , we would like to understand the general shape of the box-reachable set of configurations.

We can now state our main result, which shows that for vectors with large-enough entries (i.e., deep enough in the first quadrant), reachability coincides with box-reachability (see Section 4).

Theorem 1. *For every 2-VAS \mathcal{V} , there exists an effectively-computable $W \in \mathbb{N}$ such that $\text{BoxReach}(\mathcal{V}) \cap [W, \infty]^2 = \text{Reach}(\mathcal{V}) \cap [W, \infty]^2$.*

Our focus on 2-VAS may seem restrictive. However, as we now demonstrate (see also Section 6), Theorem 1 cannot be extended to richer models, namely to 3-VAS or to 1-VASS (Vector Addition Systems with States).

Example 2. Consider the 3-VAS $\mathcal{V} = \{(0, 1, 1), (1, 2, -1), (1, -1, 2)\}$ and targets of the form $(2n, n+1, n+1)$. Note that these targets are arbitrarily “deep” in the positive octant, and are reachable via the path $(0, 1, 1), ((1, 2, -1), (1, -1, 2))^n$.

However, these targets are not box-reachable: in order to start any path, the vector $(0, 1, 1)$ must be taken first. Then, it is easy to see that the number of $(1, 2, -1)$ and $(1, -1, 2)$ used must be equal, and equal to n . Therefore, after taking $(0, 1, 1)$, the rest of any reaching path consists of vectors with negative entries, and in particular is not box-reaching.

For 1-VASS, it suffices to have two states q_0, q_1 such that q_1 is only reachable via a negative number (but is reachable). Then any path ending in q_1 cannot be box-reaching.

4 Reachability and Box Reachability Eventually Coincide

In this section we prove Theorem 1. The proof relies on two results regarding cones and lattices: the first is the *Steinitz Lemma* [8], which intuitively allows us to reorder paths so that they do not diverge wildly, and instead stay within some bounded “corridor”. The second is the *Deep-in-the-Cone Lemma* [5], which connects \mathbb{N} -reachability with \mathbb{Z} -reachability. We start with some definitions and known results.

4.1 Reachability, Cones and Lattices

Consider a set of vectors $D = \{\mathbf{v}_1, \mathbf{v}_2, \dots, \mathbf{v}_n\} \subseteq \mathbb{Z}^d$ (we do not think of it as a VAS at this point). The *cone* spanned by D is the set of vectors in \mathbb{R}^d expressible as non-negative combinations of the vectors in D . Similarly, we define the *integer cone* where we restrict attention to non-negative integer combinations, and the *lattice*, where the coefficients are all integers:

$$\begin{aligned} \text{cone}(D) &:= \{\lambda_1 \mathbf{v}_1 + \dots + \lambda_n \mathbf{v}_n \mid \forall i. \lambda_i \in \mathbb{R}_{\geq 0}\} \subseteq \mathbb{R}^d \\ \text{intCone}(D) &:= \{\lambda_1 \mathbf{v}_1 + \dots + \lambda_n \mathbf{v}_n \mid \forall i. \lambda_i \in \mathbb{N}\} \subseteq \mathbb{Z}^d \\ \text{lattice}(D) &:= \{\lambda_1 \mathbf{v}_1 + \dots + \lambda_n \mathbf{v}_n \mid \forall i. \lambda_i \in \mathbb{Z}\} \subseteq \mathbb{Z}^d \end{aligned}$$

The set D can be thought of as a representation of $\text{cone}(D)$, typically called the *V-representation* (where V stands for “Vertex”). A classical result by Weyl [18] shows that we can compute from D a set $\mathcal{F} \subseteq \mathbb{Z}^d$ such that⁵ $\text{cone}(D) = \{\mathbf{v} \in \mathbb{R}^d \mid \forall \mathbf{f} \in \mathcal{F} : \langle \mathbf{f}, \mathbf{v} \rangle \geq 0\}$. The set \mathcal{F} is called the *H-representation* of $\text{cone}(D)$ (where H stands for “Halfspace”). Intuitively, the set \mathcal{F} can be understood as comprising vectors that are perpendicular to the boundaries of the cone. Each vector $\mathbf{f} \in \mathcal{F}$ defines a (positive) halfspace in \mathbb{R}^d , and the inequality $\langle \mathbf{f}, \mathbf{v} \rangle \geq 0$ states that the vector \mathbf{v} lies on the “correct” side of this hyperplane.

In general, computing the H-representation from D may take exponential time. However, for cones in \mathbb{R}^2 an H-representation has at most two vectors $\mathcal{F} = \{\mathbf{f}_1, \mathbf{f}_2\}$, and it can be computed in polynomial time. Moreover, $\|\mathbf{f}_1\|$ and $\|\mathbf{f}_2\|$ are polynomial in $\|D\| = \max\{\|\mathbf{v}\| \mid \mathbf{v} \in D\}$. Indeed, this follows by finding two “extremal” vectors that span the cone (or by first detecting that the cone is all of \mathbb{R}^2 , a single halfspace, or a single ray – easier cases commented on in the following), which is in turn done by sorting v_1, \dots, v_n by their angle with the x-axis, and then the facets are defined by normals to these two generating vectors. In particular, the entries of the normals are integers, and their description size is identical to that of the vectors, e.g., the normal we take to (x, y) is either $(-y, x)$ or $(y, -x)$, depending on the required direction of the halfspace.

For an H-representation \mathcal{F} of $\text{cone}(D)$, each $\mathbf{f} \in \mathcal{F}$ induces a measure of how “far” a vector \mathbf{v} is from the respective facet of $\text{cone}(D)$, namely the inner product $\langle \mathbf{f}, \mathbf{v} \rangle$. Specifically, given some $M \in \mathbb{N}$, we say that a vector $\mathbf{v} \in \text{cone}(D)$ is *M-deep in the cone* if $\langle \mathbf{f}, \mathbf{v} \rangle \geq M$ for every $\mathbf{f} \in \mathcal{F}$. Our first tool is the following lemma from [5] (which actually follows from existing literature, see references in [5]), which connects reachability in the integer cone with reachability in the lattice.

Lemma 1 (Deep-in-the-Cone, Lemma 16 in [5]). *Given a set of vectors $D = \{\mathbf{v}_1, \mathbf{v}_2, \dots, \mathbf{v}_n\} \subseteq \mathbb{Z}^d$ and the H-representation \mathcal{F} of $\text{cone}(D)$, there exists a constant $M \in \mathbb{N}$, depending on D and \mathcal{F} , such that if $\mathbf{v} \in \text{cone}(D) \cap \mathbb{Z}^d$ is M-deep in the cone, then $\mathbf{v} \in \text{intCone}(D)$ if and only if $\mathbf{v} \in \text{lattice}(D)$.*

Moreover, M is polynomial in $\|D\|, \|\mathcal{F}\|$ and exponential in d .

⁵ $\langle \cdot, \cdot \rangle$ is the standard inner product.

Since in our setting the dimension is $d = 2$, and as mentioned above, $\|\mathcal{F}\| = \|\mathcal{D}\|$, we have that M in Lemma 1 is polynomial in $\|D\|$.

Our second tool is the classical *Steinitz Lemma*.

Lemma 2 (Steinitz, as stated in [8]). *Let $\mathbf{v}_1, \dots, \mathbf{v}_k$ be a non-empty sequence of vectors in \mathbb{R}^d . Let $\mathbf{v} = \sum_{j=1}^k \mathbf{v}_j$ and $I = \max_{1 \leq j \leq k} \|\mathbf{v}_j\|_\infty$. There exists a permutation σ of $\{1, \dots, k\}$ such that for every $n \in \{d, \dots, k\}$, we have:*

$$\left\| \sum_{j=1}^n \mathbf{v}_{\sigma(j)} - \frac{n-d}{k} \mathbf{v} \right\|_\infty \leq d \cdot I$$

In the context of 2-VAS, this lemma states that if a vector \mathbf{v} is reachable via some path π , then the vectors of π can be rearranged so that the resulting path, dubbed a *Steinitz path* does not stray too far from the straight line that connects the origin to \mathbf{v} . Specifically, the guaranteed bound (dubbed the *Steinitz constant*) is $d \cdot I = 2 \|\mathcal{V}\|$. The form of Steinitz paths guarantees in particular that their drop and peak are not too large, which is particularly useful for us. More precisely, we have the following (see Appendix A.1 for the proof).

Lemma 3. *Consider a Steinitz path π with $\text{eff}(\pi) = (x, y) \geq (0, 0)$, then $\text{drop}_x(\pi), \text{drop}_y(\pi) \leq 2 \|\mathcal{V}\|$ and $\text{peak}_x(\pi) \leq x + 2 \|\mathcal{V}\|$ and $\text{peak}_y(\pi) \leq y + 2 \|\mathcal{V}\|$.*

4.2 Proof of Theorem 1

We are now ready for the main result, which we prove in the remainder of this section.

Theorem 1. *For every 2-VAS \mathcal{V} , there exists an effectively-computable $W \in \mathbb{N}$ such that $\text{BoxReach}(\mathcal{V}) \cap [W, \infty]^2 = \text{Reach}(\mathcal{V}) \cap [W, \infty]^2$.*

For $W \in \mathbb{N}$, denote the “L-shape” $\mathbb{L}_W = ([0, W-1] \times \mathbb{N}) \cup (\mathbb{N} \times [0, W-1])$ and its complement $\bar{\mathbb{L}}_W = [W, \infty]^2$. Also denote the real positive quadrant by $\mathbb{R}_{\geq 0}^2$. Note that $\text{BoxReach}(\mathcal{V}) \subseteq \text{Reach}(\mathcal{V})$ trivially holds, and this inclusion remains valid when restricted to $\bar{\mathbb{L}}_W$. Therefore, it suffices to demonstrate the reverse inclusion: $\text{Reach}(\mathcal{V}) \cap \bar{\mathbb{L}}_W \subseteq \text{BoxReach}(\mathcal{V}) \cap \bar{\mathbb{L}}_W$.

Fix a 2-VAS $\mathcal{V} = \{\mathbf{v}_1, \dots, \mathbf{v}_k\}$, and denote by M the Deep-in-the-Cone constant guaranteed by Lemma 1. We start by filtering out some degenerate cases, which would allow us to make some simplifying assumptions on \mathcal{V} .

We can assume without loss of generality that not all vectors in \mathcal{V} are of the form $(\leq 0, \leq 0)$ (i.e., (x, y) such that $x \leq 0, y \leq 0$). Indeed, if this were the case, then $\text{Reach}(\mathcal{V}) = \{\mathbf{0}\}$ and the theorem trivially holds. Similarly, it cannot hold that every vector $(x, y) \in \mathcal{V}$ has a negative coordinate, as again we would have $\text{Reach}(\mathcal{V}) = \{\mathbf{0}\}$. Our next assumption is that the vectors in \mathcal{V} are not all linearly dependent. Indeed, if this is the case then $\text{Reach}(\mathcal{V})$ is one-dimensional, and the setting is simpler: in this case all vectors in \mathcal{V} are scalar multiplications of some vector $(x, y) \in \mathbb{N}^2$. Then, reachability and box-reachability can be reasoned about

in one of the components, so the setting is that of 1-VAS. We handle this in Appendix A.2.

Having set these assumptions, our first step is to find a vector reachable in \mathcal{V} that has strictly positive coordinates, i.e., of the form $(> 0, > 0)$, and that is box reachable. Note that if \mathcal{V} has a single generating vector of the form $(> 0, > 0)$, then it satisfies this requirement. If no generator of \mathcal{V} is of this form, then there must be vectors in \mathcal{V} of the form $(> 0, 0)$ or $(0, > 0)$ (otherwise we have $\text{Reach}(\mathcal{V}) = \{\mathbf{0}\}$ as shown above). Without loss of generality, assume there is a vector $\mathbf{u}_1 = (x, 0)$ where $x > 0$. Since not all vectors in \mathcal{V} are linearly dependent, there exists a vector $\mathbf{u}_2 = (x', y')$ with $y' > 0$. Indeed, otherwise all such vectors have $y' < 0$, so they cannot be taken after $(x, 0)$, and can therefore be discarded from \mathcal{V} without changing the reachability set.

Since we assume there is no $(> 0, > 0)$ vector in \mathcal{V} , it follows that $x' \leq 0$. We now define $\mathbf{s} = (-2x' + 1)\mathbf{u}_1 + \mathbf{u}_2 = ((-2x' + 1)x + x', y') = (x + x'(1 - 2x), y')$, and notice that $x + x'(1 - 2x) > 0$, since $1 - 2x < 0$ and $x' \leq 0$. Thus, \mathbf{s} is of the form $(> 0, > 0)$. Moreover, we claim that \mathbf{s} is box-reachable. Indeed, consider the path $\zeta = (x, 0)^{-x'}(x', y')(x, 0)^{-x'+1}$ then $\text{eff}(\zeta) = \mathbf{s}$. Also, $\text{drop}_x(\zeta) = \text{drop}_y(\zeta) = \mathbf{0}$ since the only negative coordinate is x' , and that is taken only after $(x, 0)^{-x'}$. Finally, $\text{peak}_y(\zeta) = y' = \text{eff}_y(\zeta)$ and $\text{peak}_x(\zeta) = -x'x + x' + (-x'x) = \text{eff}_x(\zeta)$.

We now define $\mathbf{s}_{\nearrow} = 2\|\mathcal{V}\|\mathbf{s}$. Notice that $\|\mathbf{s}_{\nearrow}\| = 2\|\mathcal{V}\|\|((-2x' + 1)x + x', y')\| \leq 2\|\mathcal{V}\|(2\|\mathcal{V}\|^2 + 2\|\mathcal{V}\|) \leq 8\|\mathcal{V}\|^3$. That is, the representation of \mathbf{s}_{\nearrow} is polynomial in $\|\mathcal{V}\|$. Moreover, we have $\mathbf{s} \geq (1, 1)$ as it is positive and integer. Therefore, $\mathbf{s}_{\nearrow} \geq (2\|\mathcal{V}\|, 2\|\mathcal{V}\|)$. Also, since \mathbf{s} is box-reachable, so is \mathbf{s}_{\nearrow} . We summarize the properties of \mathbf{s}_{\nearrow} for later reference.

Observation 1. \mathbf{s}_{\nearrow} is box-reachable in \mathcal{V} , satisfies $\mathbf{s}_{\nearrow} \geq (2\|\mathcal{V}\|, 2\|\mathcal{V}\|)$ and $\|\mathbf{s}_{\nearrow}\| \leq 8\|\mathcal{V}\|^3$.

In the following we split our analysis to two cases, according to whether $\text{cone}(\mathcal{V})$ contains the positive quadrant $\mathbb{R}_{\geq 0}^2$ or not. The cases are depicted in Fig. 1. Specifically, since we assume that $\text{cone}(\mathcal{V})$ is not one-dimensional (Appendix A.2) or all of \mathbb{R}^2 (Remark 1), we have that $\text{cone}(\mathcal{V}) = \text{cone}(\chi_1, \chi_2)$, where χ_1, χ_2 are the two extremal vectors whose cone spans all the vectors in $\text{cone}(\mathcal{V})$, as discussed in Section 4.1 (indeed, a nontrivial cone in \mathbb{R}^2 is spanned by at most two vectors).

We can then formulate the different cases as follows:

- If χ_1 is of the form $(\leq 0, \geq 0)$ and χ_2 is of the form $(\geq 0, \leq 0)$, then $\mathbb{R}_{\geq 0}^2 \subseteq \text{cone}(\mathcal{V})$ (depicted in Fig. 1a).
- If χ_1, χ_2 are both of the form $(\geq 0, \geq 0)$, then $\text{cone}(\mathcal{V}) \subseteq \mathbb{R}_{\geq 0}^2$ (depicted in Fig. 1b).
- If χ_1 is of the form $(> 0, > 0)$ and χ_2 is of the form $(\mathbb{Z}, \leq 0)$ (or vice-versa), then $\mathbb{R}_{\geq 0}^2 \cap \text{cone}(\mathcal{V}) \neq \emptyset$ (depicted in Figs. 1c and 1d).

Importantly, there are no other cases to consider. Indeed, keeping in mind that the angle between χ_1 and χ_2 is at most 180° (since the cone comprises positive combinations), a simple examination of the other configurations of χ_1 and χ_2

shows that they lead to either $\text{cone}(\mathcal{V}) \cap \mathbb{R}_{\geq 0}^2 = \{0\}$ or to a one dimensional cone, which we already handled.

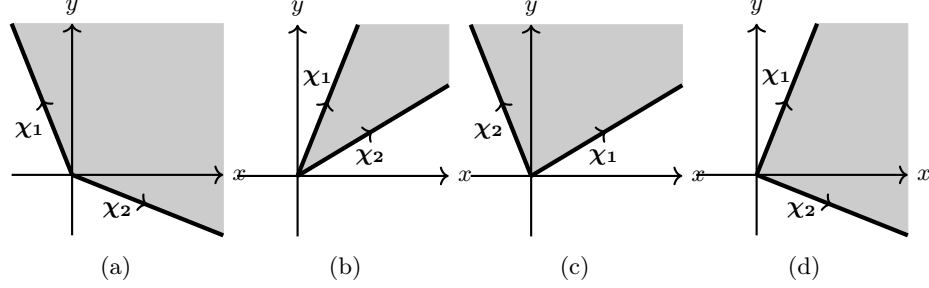


Fig. 1: Possible overlaps of the cone and the first quadrant. In Fig. 1a the cone contains the positive quadrant, while in Figs. 1b to 1d it does not. Note that Cases (c) and (d) may intersect the *negative* quadrant, even though this is not explicitly depicted.

First Case: The Cone Contains the Positive Quadrant We present a sketch of the proof in this case (see Fig. 2 for a depiction). The full details appear in Appendix A.3.

Recall the box-reachable, strictly positive vector \mathbf{s}_{\nearrow} in \mathcal{V} (as per Observation 1). We choose W large enough so that any target $\mathbf{v} \in \overline{\mathbb{L}}_W$ is so far from the axes that $\mathbf{v} - 2\mathbf{s}_{\nearrow}$ is M -deep-in-the-cone (for the appropriate M obtained from Lemma 1). Note that this relies on the fact that the cone contains the first quadrant, so that being deep in the first quadrant also implies being deep-in-the-cone. Intuitively, the vector $\mathbf{v} - 2\mathbf{s}_{\nearrow}$ captures the fact that we consider a path to \mathbf{v} starting and ending with \mathbf{s}_{\nearrow} .

Assume that \mathbf{v} is \mathbb{N} -reachable in \mathcal{V} . In particular, $\mathbf{v} \in \text{intCone}(\mathcal{V})$. By adding $-2\mathbf{s}_{\nearrow}$ to \mathbf{v} (note the negative coefficient -2) we have that $\mathbf{v} - 2\mathbf{s}_{\nearrow} \in \text{lattice}(\mathcal{V})$. We can now invoke Lemma 1 and get that $\mathbf{v} - 2\mathbf{s}_{\nearrow} \in \text{intCone}(\mathcal{V})$. Then, we obtain a Steinitz path ρ with effect $\mathbf{v} - 2\mathbf{s}_{\nearrow}$ as per Lemma 2. By Lemma 3 and our careful choice of \mathbf{s}_{\nearrow} , we can show that the path $\mathbf{s}_{\nearrow} \cdot \rho \cdot \mathbf{s}_{\nearrow}$ box reaches \mathbf{v} . Intuitively, this is because \mathbf{s}_{\nearrow} gets us far enough from the origin to overcome the Steinitz corridor of ρ , and since the effect of $\mathbf{s}_{\nearrow} \cdot \rho$ is $\mathbf{v} - \mathbf{s}_{\nearrow}$, then this corridor also does not exceed \mathbf{v} , allowing us to complete the path with another \mathbf{s}_{\nearrow} .

Remark 1. If $\text{cone}(\mathcal{V}) = \mathbb{R}^2$, the H-representation has $\mathcal{F} = \emptyset$. Thus, all vectors are deep-in-the-cone, and by Lemma 1 we have $\text{lattice}(\mathcal{V}) = \text{intCone}(\mathcal{V})$. Therefore, this case is also covered by the analysis above. Similarly, if $\text{cone}(\mathcal{V})$ is a single half-space (e.g., spanned by $(1, 0)$, $(-1, 0)$, and $(0, 1)$) then \mathcal{F} is a singleton, and the argument proceeds similarly.

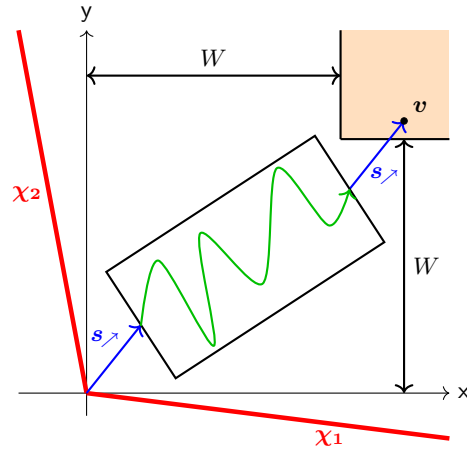


Fig. 2: The cone contains $\mathbb{R}_{\geq 0}^2$. The faces of the cone are depicted in red. The target v is inside \mathbb{L}_W (highlighted orange). The blue vectors are s_{\nearrow} , and are connected by the green Steinitz path, surrounded by its bounding “corridor”.

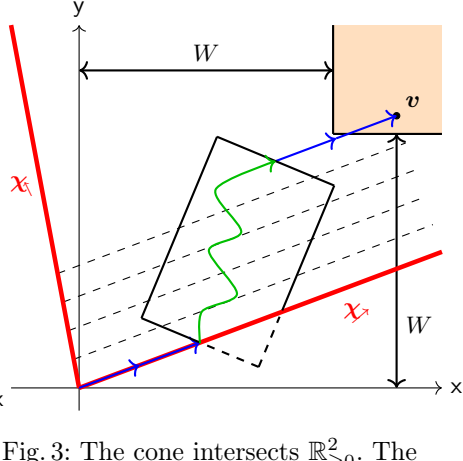


Fig. 3: The cone intersects $\mathbb{R}_{\geq 0}^2$. The faces of the cone are depicted in red. The target v is inside \mathbb{L}_W (highlighted orange). The blue vectors are s_{\nearrow} , and are connected by the green Steinitz path, surrounded by its bounding “corridor”. The dashed lines represent the “levels” of dot product with f_{\nearrow} .

Second Case: The Cone Does Not Contain the Positive Quadrant We now consider the setting where $\text{cone}(\mathcal{V})$ does not contain $\mathbb{R}_{\geq 0}^2$. Since $s_{\nearrow} \in \text{cone}(\mathcal{V})$, then $\text{cone}(\mathcal{V}) \cap \mathbb{R}_{\geq 0}^2 \supsetneq \{0\}$, and therefore we fall into one of the cases depicted in Figs. 1b to 1d. Note, however, that case Fig. 1b is trivial, as every vector in \mathcal{V} has non-negative coordinates, so $\text{Reach}(\mathcal{V}) = \text{BoxReach}(\mathcal{V})$. We are therefore left with the cases where $\text{cone}(\mathcal{V}) = \text{cone}(\chi_1, \chi_2)$ neither contains or is contained in the first quadrant. That is, we have that χ_1 and χ_2 are either of the form $(> 0, > 0)$ and $(\mathbb{Z}, \leq 0)$ (Fig. 1d), or of the form $(> 0, > 0)$ and $(\leq 0, \mathbb{Z})$ (Fig. 1c).

We observe that these cases are symmetric in the sense that swapping the roles of the x and y axes interchanges between them. Therefore, it suffices to analyze subcase 1c, i.e., where $\text{cone}(\mathcal{V})$ contains the y -axis. We denote the extremal vectors as $\chi_{\nearrow} = (x_1, y_1)$ with $x_1, y_1 > 0$ and $\chi_{\nwarrow} = (x_2, y_2)$ with $x_2 \leq 0, y_2 \in \mathbb{Z}$. The respective H-representation is then $\mathcal{F} = \{f_{\nearrow}, f_{\nwarrow}\}$ with $f_{\nearrow} = (-y_1, x_1)$ and $f_{\nwarrow} = (y_2, -x_2)$. We again sketch the proof, with the details in Appendix A.4.

Set W large enough, and consider a vector $v \in \text{Reach}(\mathcal{V}) \cap \mathbb{L}_W$. We need to prove that $v \in \text{BoxReach}(\mathcal{V})$. As before, we focus on $v - 2s_{\nearrow}$.

If we are lucky, then $v - 2s_{\nearrow}$ is M -deep-in-the-cone (spanned by \mathcal{V}). In this case we apply the same reasoning as in the first case: we first use the lattice-reachability of $v - 2s_{\nearrow}$ to conclude that $v - 2s_{\nearrow} \in \text{intCone}(\mathcal{V})$. Then, we build

the Steinitz path ρ' from \mathbf{s}_{\nearrow} to $\mathbf{v} - \mathbf{s}_{\nearrow}$, and finally show that the path $\mathbf{s}_{\nearrow} \cdot \rho' \cdot \mathbf{s}_{\nearrow}$ box-reaches \mathbf{v} .

Unfortunately, unlike the first case, $\mathbf{v} - 2\mathbf{s}_{\nearrow}$ is not necessarily M -deep-in-the-cone. Indeed, the facet of the cone defined by χ_{\nearrow} intersects $\bar{\mathbb{L}}_W$, so there are reachable vectors that are on the facet itself, and are therefore not at all deep in the cone. Thus, we take a different approach (see Fig. 3 for a depiction).

If $\mathbf{v} - 2\mathbf{s}_{\nearrow}$ is not deep in the cone, we start by showing that it is close to the facet χ_{\nearrow} (which is not completely trivial, since the depiction in Fig. 1c is misleading, in that χ_{\searrow} could be in the negative quadrant). We then notice that all vectors in \mathcal{V} are either parallel to χ_{\nearrow} , or increase the inner product with \mathbf{f}_{\searrow} by at least 1 (due to the integer coordinates). Thus, if $\mathbf{v} - 2\mathbf{s}_{\nearrow}$ is far enough in the quadrant but close to χ_{\nearrow} , reaching it requires a lot of vectors parallel to χ_{\nearrow} (otherwise the path strays too far from χ_{\nearrow} , and cannot come back). We can use these vectors as a “box-safe padding”, and use a Steinitz path in the middle, to obtain an overall box-reaching path. More precisely, we first advance along χ_{\nearrow} until we are far enough above the x-axis, and far enough below \mathbf{v}_y . We then use a Steinitz path to simulate most of the original path to \mathbf{v} apart from some more vectors parallel to χ_{\nearrow} , while staying well below \mathbf{v}_y . We then complete the path by staying parallel to χ_{\nearrow} until reaching \mathbf{v} . \square

5 On the Semilinearity of Box Reachability

5.1 From Box Reachability in d -VAS to Reachability in $2d$ -VAS

Having established the eventual-equivalence of $\text{BoxReach}(\mathcal{V})$ and $\text{Reach}(\mathcal{V})$ for 2-VAS in $\bar{\mathbb{L}}_W$, it is natural to ask what happens in \mathbb{L}_W , where the two sets do not coincide. In the following, we show that $\text{BoxReach}(\mathcal{V})$ is semilinear and in particular is semilinear in the restriction to \mathbb{L}_W . In fact, we show a more general result, linking box-reachability to standard reachability, at the cost of doubling the dimension (see Appendix A.6).

Theorem 2. *Consider a d -VAS \mathcal{V} , and define the $2d$ -VAS \mathcal{V}' as*

$$\mathcal{V}' = \{(x_1, \dots, x_d, -x_1, \dots, -x_d) \mid (x_1, \dots, x_d) \in \mathcal{V}\} \cup \{\mathbf{e}_{d+i} \mid 1 \leq i \leq d\}$$

where \mathbf{e}_{d+i} is the unit vector with 1 at coordinate $d+i$. Then

$$\text{BoxReach}(\mathcal{V}) = \{(v_1, \dots, v_d) \in \mathbb{N}^d \mid (v_1, \dots, v_d, 0, \dots, 0) \in \text{Reach}(\mathcal{V}')\}.$$

By [10], the reachability set of 4-VAS is semilinear, and in particular the box-reachability set is also semilinear as a projection. By Theorem 2 we therefore have:

Corollary 1. *For a 2-VAS \mathcal{V} , the set $\text{BoxReach}(\mathcal{V})$ is semilinear.*

5.2 Box Reachability in 1-VASS is Semilinear

As demonstrated in Example 2, Theorem 1 cannot be extended to either 1-VASS or 3-VAS. Still, it is desirable to reason about box-reachability in VASS. In this section, we show that the box-reachable set in 1-VASS is semilinear.

The precise definitions and proofs are in Appendix A.7. We sketch the main idea. The fundamental tool we rely on is that for 1-VASS, reachability can be characterized by *Linear Path Schemes with One Cycle* (1-LPS). These are path schemes of the form $\alpha\beta^*\gamma$, where α, γ are paths, and β is a cycle. We observe that crucially, while paths of this form might not be box-reaching, they cannot exceed their box by too much. Indeed, they can go outside their box only as much as γ or β do.

We therefore define the notion of a *closing suffix* – a (box reaching) path that can be concatenated after $\alpha\beta^*\gamma$ to make it box reaching (see Fig. 4), and prove that we can characterize box reachability using 1-LPS with closing suffixes. We remark that this technique fails when LPS with more than one cycle are needed, e.g., for 2-VASS. We remark that the above also gives an alternative proof of

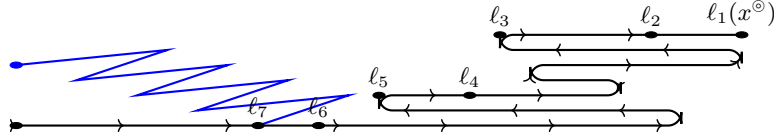


Fig. 4: The black path is a box-reaching path to x^{\odot} (the y axis is only for readability). Each ℓ_i is the beginning of a possible closing suffix (and in particular these suffixes are box-reaching paths). The blue zig-zag is an LPS replacing the prefix up to ℓ_m . Note that the LPS is not box-reaching itself, but its “overshoot” is covered by the long closing suffix.

Corollary 1 – indeed, in \mathbb{L}_W we can cast the 2-VAS to a 1-VASS by using the state space to capture the bounded coordinates.

6 Discussion and Future Work

In this work we define the notion of box-reachability. Intuitively, the set of box-reachable vectors exhibit a “bounded” behavior that is more relaxed than a fixed, or even an existentially-quantified bound on some of the coordinates [7]. Conceptually, this allows us to capture models where one wishes to reach a target without using more resources than the end goal.

We prove that despite the restriction this places on reachability, for 2-VAS the set of box-reachable configurations coincides with standard reachability for all configurations beyond some threshold. As demonstrated in Example 2, extending Theorem 1 is impossible for 3-VAS and 1-VASS.

We also show that box-reachability is semilinear for 2-VAS and 1-VASS. We leave open the question of whether this can be extended to d -VAS for $3 \leq d \leq 5$ and 2-VASS, for which standard reachability is semilinear.

The introduction of box-reachability gives rise to several other natural definitions: one could consider *approximate* box reachability, where the box is allowed to be greater than the target by some fixed (additive or multiplicative) constant. Naive definitions of such extensions turn out to be not very interesting, in the sense that using the Steinitz path, even without our tools in Section 4, suffices to show that they coincide with reachability (since the Steinitz path already exceeds the target only by a little bit). Nonetheless, it is possible that specific modelling needs may require some novel tweaks of box-reachability notions, and we hope this research serves as a basis for reasoning about such extensions.

Acknowledgments: We thank an anonymous referee for suggesting Theorem 2, which greatly simplified our previous proof of Corollary 1.

S. Almagor is supported by the ISRAEL SCIENCE FOUNDATION (grant No. 989/22)

References

1. Almagor, S., Cohen, N., Pérez, G.A., Shirmohammadi, M., Worrell, J.: Coverability in 1-VASS with disequality tests. In: 31st International Conference on Concurrency Theory (CONCUR 2020). Schloss-Dagstuhl-Leibniz Zentrum für Informatik (2020)
2. Almagor, S., Ghosh, A., Leys, T., Pérez, G.A.: The geometry of reachability in continuous vector addition systems with states. In: 48th International Symposium on Mathematical Foundations of Computer Science (MFCS 2023). Schloss Dagstuhl-Leibniz-Zentrum für Informatik (2023)
3. Blondin, M., Englert, M., Finkel, A., Göller, S., Haase, C., Lazić, R., McKenzie, P., Totzke, P.: The reachability problem for two-dimensional vector addition systems with states. *Journal of the ACM (JACM)* **68**(5), 1–43 (2021)
4. Blondin, M., Haase, C.: Logics for continuous reachability in petri nets and vector addition systems with states. In: 32nd Annual ACM/IEEE Symposium on Logic in Computer Science (LICS 2017). pp. 1–12. IEEE (2017)
5. Cslovjcek, J., Koutecký, M., Lassota, A., Pilipczuk, M., Polak, A.: Parameterized algorithms for block-structured integer programs with large entries. *TheoretiCS* **4** (2025)
6. Czerwiński, W., Orlikowski, Ł.: Reachability in vector addition systems is Ackermann-complete. In: IEEE 62nd Annual Symposium on Foundations of Computer Science (FOCS 2021). pp. 1229–1240. IEEE (2022)
7. Demri, S.: On selective unboundedness of VASS. *Journal of Computer and System Sciences* **79**(5), 689–713 (2013)
8. Grinberg, V.S., Sevast'yanov, S.V.: Value of the Steinitz constant. *Functional Analysis and Its Applications* **14**(2), 125–126 (1980)
9. Guttenberg, R., Raskin, M., Esparza, J.: Geometry of reachability sets of vector addition systems. In: 34th International Conference on Concurrency Theory (CONCUR 2023). Schloss Dagstuhl-Leibniz-Zentrum für Informatik (2023)

10. Hopcroft, J., Pansiot, J.J.: On the reachability problem for 5-dimensional vector addition systems. *Theoretical Computer Science* **8**(2), 135–159 (1979)
11. Karp, R.M., Miller, R.E.: Parallel program schemata. *Journal of Computer and system Sciences* **3**(2), 147–195 (1969)
12. Künnemann, M., Mazowiecki, F., Schütze, L., Sinclair-Banks, H., Węgrzycki, K.: Coverability in VASS revisited: Improving Rackoff’s bound to obtain conditional optimality. In: 50th International Colloquium on Automata, Languages, and Programming (ICALP 2023). Schloss Dagstuhl-Leibniz-Zentrum für Informatik (2023)
13. Leroux, J.: The reachability problem for Petri nets is not primitive recursive. In: IEEE 62nd Annual Symposium on Foundations of Computer Science (FOCS 2021). pp. 1241–1252. IEEE (2022)
14. Leroux, J., Sutre, G.: On flatness for 2-dimensional vector addition systems with states. In: 15th International Conference on Concurrency Theory (CONCUR 2004). pp. 402–416. Springer (2004)
15. Rackoff, C.: The covering and boundedness problems for vector addition systems. *Theoretical Computer Science* **6**(2), 223–231 (1978)
16. Rosier, L.E., Yen, H.C.: A multiparameter analysis of the boundedness problem for vector addition systems. *Journal of Computer and System Sciences* **32**(1), 105–135 (1986)
17. Schmitz, S.: The complexity of reachability in vector addition systems. *ACM SigLog News* **3**(1), 4–21 (2016)
18. Weyl, H.: Elementare Theorie der konvexen Polyeder. *Commentarii Mathematici Helvetici* **7**(1), 290–306 (1934)

A Proofs

A.1 Proof of Lemma 3

Let π be a Steinitz path with $\text{eff}(\pi) = (x, y)$. We prove the bounds for x , the bounds for y are obtained identically.

We start with $\text{drop}_x(\pi)$. Note that $\text{eff}_x(\pi[1]) \geq -2\|\mathcal{V}\|$, since the maximal effect of a single transition is $\|\mathcal{V}\|$. Consider $2 \leq i \leq |\pi|$, then we can use the properties of π as a Steinitz path.

First, if $\text{eff}_x(\pi[1, i]) \geq \frac{i-2}{|\pi|}x$, then in particular $\text{eff}_x(\pi[1, i]) \geq 0 \geq -2\|\mathcal{V}\|$ and we are done. Otherwise, we have

$$\frac{i-2}{|\pi|}x - \text{eff}_x(\pi[1, i]) \leq 2\|\mathcal{V}\| \implies \text{eff}_x(\pi[1, i]) \geq -2\|\mathcal{V}\|.$$

so we have $\text{drop}_x(\pi) \leq 2\|\mathcal{V}\|$.

We proceed with $\text{peak}_x(\pi)$. Let $1 \leq i \leq |\pi|$. Note that for $i = 1$ we have $\text{eff}_x(\pi[1, 1]) \leq \|\mathcal{V}\| \leq x + 2\|\mathcal{V}\|$. Thus, we can focus on $i \geq 2$. If $\text{eff}_x(\pi[1, i]) \leq \frac{i-2}{\pi}x$, then $\text{eff}_x(\pi[1, i]) \leq x \leq x + 2\|\mathcal{V}\|$ and we are done. Otherwise, we use the Steinitz property:

$$\text{eff}_x(\pi[1, i]) - \frac{i-2}{\pi}x \leq 2\|\mathcal{V}\| \implies \text{eff}_x(\pi[1, i]) \leq 2\|\mathcal{V}\| + \frac{i-2}{\pi}x \leq x + 2\|\mathcal{V}\|$$

so we have $\text{peak}_x(\pi) \leq x + 2\|\mathcal{V}\|$. □

A.2 The Case of 1-VAS

Theorem 3. *Consider a 1-VAS $\mathcal{V} = \{a_1, \dots, a_k\} \subseteq \mathbb{Z}$. There exists $M_1 \in \mathbb{N}$ (polynomial in $\|\mathcal{V}\|$) such that $\text{Reach}(\mathcal{V}) \cap [M_1, \infty] = \text{BoxReach}(\mathcal{V}) \cap [M_1, \infty]$.*

Proof. We consider the setting of a 1-VAS $\mathcal{V} = \{a_1, \dots, a_k\} \subseteq \mathbb{Z}$. We show that there exists $M \in \mathbb{N}$ (polynomial in $\|\mathcal{V}\|$) such that for every $n \geq M$ we have that $n \in \text{Reach}(\mathcal{V})$ if and only if $0 \xrightarrow{\pi}_{\square} n$.

Let $d = \min\{a \in \mathcal{V} \mid a > 0\}$. If there are no positive numbers in \mathcal{V} then $\text{Reach}(\mathcal{V}) = \{0\}$. Thus, we can assume $d > 0$. Intuitively, we claim that if n is large enough, then it can be reached by a short path to some small k with $k \equiv n \pmod{d}$, followed by enough additions of d , and such a path is box-reaching.

Let $M = 2\|\mathcal{V}\|^3$, and consider a reachable $n > M$ with a path $0 \xrightarrow{\pi}_{\mathbb{N}} n$. Let ρ be the maximal suffix of π that does not go below $\|\mathcal{V}\|^3$, then $\text{eff}(\rho) \geq \|\mathcal{V}\|^3$ (as ρ starts around $\|\mathcal{V}\|^3$ and needs to reach beyond M). Since each transition adds at most $\|\mathcal{V}\|$, we have $|\rho| > \|\mathcal{V}\|^2$. In particular, there is some positive $b \in \mathcal{V}$ such that b appears at least $\|\mathcal{V}\| > d$ times as a transition in ρ . We can remove d occurrences of b to obtain a shorter path that reaches a value with the same modulo d as n .

By repeating this argument, we have that for $n > M$ it holds that n is reachable if and only if there exists $k \leq \|\mathcal{V}\|^3$ such that k is reachable and $k \equiv n \pmod{d}$.

For each reachable $k \leq \|\mathcal{V}\|^3$, we can find a path ρ_k such that $0 \xrightarrow{\rho_k}_{\mathbb{N}} k$ and moreover, $\text{peak}(\rho_k)$ is polynomial in $\|\mathcal{V}\|$ (by Lemma 4, although a direct proof in this naive case is easy).

Let M_1 be the maximum among these $\text{peak}(\rho_k)$, then for every $n \geq M_1$, if $n \in \text{Reach}(\mathcal{V})$ then there exists a reachable $k < \|\mathcal{V}\|^3$ such that $k \equiv n \pmod{d}$. We then box-reach n by reaching k via a path ρ_k that stays lower than M_1 , and then taking d repeatedly until reaching n . Thus, $n \in \text{BoxReach}(\mathcal{V})$. \square

A.3 Proof of First Case – The Cone Contains the Positive Quadrant

Set $W = 16\|\mathcal{V}\|^3 + M$, and note that indeed W is polynomial in $\|\mathcal{V}\|$ since M is polynomial in $\|\mathcal{V}\|$ (see remark after Lemma 1). Consider $\mathbf{v} \in \mathbb{L}_W \cap \text{Reach}(\mathcal{V})$. Our goal is to show that $\mathbf{v} \in \text{BoxReach}(\mathcal{V})$. Since $\mathbf{v} \in \mathbb{L}_W$, then $\mathbf{v} \geq (W, W)$. By Observation 1 we have $\|\mathbf{s}_{\nearrow}\| \leq 8\|\mathcal{V}\|^3$ and $W = 16\|\mathcal{V}\|^3 + M$, it follows that $\mathbf{v} - 2\mathbf{s}_{\nearrow} \geq (M, M)$.

We claim that $\mathbf{v} - 2\mathbf{s}_{\nearrow}$ is M -deep-in-the-cone. Indeed, Consider the H-representation $\mathcal{F} = \{\mathbf{f}_1, \mathbf{f}_2\}$ of $\text{cone}(\mathcal{V})$, then we need to show that $\langle \mathbf{v} - 2\mathbf{s}_{\nearrow}, \mathbf{f}_i \rangle \geq M$ for $i \in \{1, 2\}$.

As discussed above, since $\text{cone}(\mathcal{V})$ contains $\mathbb{R}_{\geq 0}^2$, then each extremal vector of $\text{cone}(\mathbf{x}_1, \mathbf{x}_2)$ is of the form $(\geq 0, \leq 0)$ or $(\leq 0, \geq 0)$. Specifically, we can write $\mathbf{x}_1 = (x_1, y_1)$ with $x_1 \geq 0$ and $y_1 \leq 0$. Then, we have $\mathbf{f}_1 = (-y_1, x_1)$, and in particular $\mathbf{f}_1 \geq \mathbf{0}$. Since $\mathbf{f}_1 \neq \mathbf{0}$ has integer coordinates, we have $-y_1 + x_1 \geq 1$. By identical reasoning, writing $\mathbf{x}_2 = (x_2, y_2)$ with $x_2 \leq 0$ and $y_2 \geq 0$, we have $\mathbf{f}_2 = (y_2, -x_2)$ and $y_2 - x_2 \geq 1$.

Since $\mathbf{v} - 2\mathbf{s}_{\nearrow} \geq (M, M)$ we can write $\mathbf{v} - 2\mathbf{s}_{\nearrow} = (z_1, z_2)$ with $z_1, z_2 \geq M$. We then have

$$\langle \mathbf{v} - 2\mathbf{s}_{\nearrow}, \mathbf{f}_1 \rangle = z_1 \cdot (-y_1) + z_2 \cdot x_1 \geq M(-y_1 + x_1) \geq M$$

and similarly $\langle \mathbf{v} - 2\mathbf{s}_{\nearrow}, \mathbf{f}_2 \rangle \geq M$, concluding that $\mathbf{v} - 2\mathbf{s}_{\nearrow}$ is M -deep in the cone.

As our target $\mathbf{v} \in \text{Reach}(\mathcal{V})$, then in particular $\mathbf{v} \in \text{intCone}(\mathcal{V})$, i.e., there are $\alpha_1, \dots, \alpha_k \in \mathbb{N}$ such that $\mathbf{v} = \alpha_1 \mathbf{v}_1 + \dots + \alpha_k \mathbf{v}_k$. Then we can write $\mathbf{v} - 2\mathbf{s}_{\nearrow} = \alpha_1 \mathbf{v}_1 + \dots + \alpha_k \mathbf{v}_k - 2\mathbf{s}_{\nearrow}$. Recall that \mathbf{s}_{\nearrow} is also an integer combination of vectors from \mathcal{V} , so in particular $\mathbf{v} - 2\mathbf{s}_{\nearrow} \in \text{lattice}(\mathcal{V})$. We now invoke the powerful Deep-in-the-Cone argument (Lemma 1): since $\mathbf{v} - 2\mathbf{s}_{\nearrow}$ is both M -deep-in-the-cone and in $\text{lattice}(\mathcal{V})$, then $\mathbf{v} - 2\mathbf{s}_{\nearrow} \in \text{intCone}(\mathcal{V})$. That is, $\mathbf{0} \xrightarrow{\rho} \mathbf{v} - 2\mathbf{s}_{\nearrow}$ for some \mathbb{Z} -path ρ . However, ρ is not necessarily an \mathbb{N} -path in \mathcal{V} , as the counters may become negative along it.

Our next powerful tool is the Steinitz path. We apply Lemma 2 to obtain from ρ a \mathbb{Z} -path ρ' that, intuitively, does not stray too far from the line connecting $\mathbf{0}$ to $\mathbf{v} - 2\mathbf{s}_{\nearrow}$ (see Fig. 2). More precisely, for every $2 \leq i \leq |\rho'|$ we have $\|\text{eff}(\rho'[1, i]) - \frac{i-2}{|\rho'|}(\mathbf{v} - 2\mathbf{s}_{\nearrow})\| \leq 2\|\mathcal{V}\|$.

Recall (from Observation 1) that \mathbf{s}_{\nearrow} is box-reachable in \mathcal{V} , and let θ be a path such that $\mathbf{0} \xrightarrow{\theta} \square \mathbf{s}_{\nearrow}$. We now consider the path $\pi = \theta, \rho', \theta$. We claim that $\mathbf{0} \xrightarrow{\pi} \square \mathbf{v}$. Indeed, first note that $\text{eff}(\pi) = 2\text{eff}(\theta) + \text{eff}(\rho') = 2\mathbf{s}_{\nearrow} + \mathbf{v} - 2\mathbf{s}_{\nearrow} = \mathbf{v}$. It remains to show that π is non-negative and in the \mathbf{v} -box.

π is non-negative. Since $\mathbf{0} \xrightarrow{\theta} \square \mathbf{s}_{\nearrow}$, then up to the prefix θ , the path π remains non-negative. Moreover, from θ, ρ' (i.e. after reaching $\mathbf{v} - \mathbf{s}_{\nearrow}$), the suffix is θ , which remains non-negative even from $\mathbf{0}$, let alone from $\mathbf{v} - \mathbf{s}_{\nearrow}$. It remains to check the infix ρ' . Recall from Observation 1 that $\mathbf{s}_{\nearrow} \geq (2\|\mathcal{V}\|, 2\|\mathcal{V}\|)$. It is therefore enough to show that $\text{drop}_x(\rho') \leq 2\|\mathcal{V}\|$ and $\text{drop}_y(\rho') \leq 2\|\mathcal{V}\|$. Since $\text{eff}(\rho') = \mathbf{v} - 2\mathbf{s}_{\nearrow} \geq (M, M)$, then this is precisely guaranteed by Lemma 3.

π remains in the \mathbf{v} box. Since \mathbf{s}_{\nearrow} is box-reachable via θ , then the θ prefix of π cannot violate box-reachability. Similarly, the θ suffix cannot cause a box-reachability violation. Therefore, the only possible violation is if either $\text{peak}_x(\theta \cdot \rho') > \mathbf{v}_x$ or $\text{peak}_y(\theta \cdot \rho') > \mathbf{v}_y$, where $\mathbf{v} = (\mathbf{v}_x, \mathbf{v}_y)$. Equivalently, if $\text{peak}_x(\rho') > \mathbf{v}_x - \mathbf{s}_{\nearrow_x}$ or $\text{peak}_y(\rho') > \mathbf{v}_y - \mathbf{s}_{\nearrow_y}$. However, again by Lemma 3 we have $\text{peak}_x(\rho') \leq (\mathbf{v}_x - 2\mathbf{s}_{\nearrow_x}) + 2\|\mathcal{V}\| \leq \mathbf{v}_x$ and similarly $\text{peak}_y(\rho') \leq (\mathbf{v}_y - 2\mathbf{s}_{\nearrow_y}) + 2\|\mathcal{V}\| \leq \mathbf{v}_y$, so the entire path is box-reaching.

We conclude that in this case $\mathbf{v} \in \text{BoxReach}(\mathcal{V})$, so we are done.

A.4 Proof of Second Case – The Cone Does not contain the Positive Quadrant

Set $W = 16\|\mathcal{V}\|^4 + 4\|\mathcal{V}\| + \|\mathcal{V}\| M$. If $\mathbf{v} - 2\mathbf{s}_{\nearrow}$ is not M -deep in the cone, there exists $\mathbf{f} \in \mathcal{F}$ such that $\langle \mathbf{f}, \mathbf{v} \rangle < M$. Intuitively, it may seem necessary that $\mathbf{f} = \mathbf{f}_{\nearrow}$ (since \mathbf{x}_{\nearrow} is “closer” to all vectors in the positive quadrant). However, this is not necessarily the case: it could be that \mathbf{x}_{\nwarrow} is almost 180° from \mathbf{x}_{\nearrow} (in which

case Fig. 1c is misleading), but has smaller magnitude, and thus has smaller inner products. E.g., if $\chi_{\nearrow} = (100, 100)$ and $\chi_{\nwarrow} = (-2, -1)$.

However, we claim that even in this case, $\langle \mathbf{f}_{\nearrow}, \mathbf{v} - 2\mathbf{s}_{\nearrow} \rangle$ is not too large. Indeed, if χ_{\nwarrow} is in the second quadrant, i.e., of the form $(< 0, \geq 0)$ then by similar considerations to the first case we have $\langle \mathbf{f}_{\nwarrow}, \mathbf{v} - 2\mathbf{s}_{\nearrow} \rangle > M$, so $\mathbf{f} = \mathbf{f}_{\nearrow}$ and we are done.

Otherwise, \mathbf{f}_{\nwarrow} is of the form $(< 0, < 0)$. In Appendix A.5 we show that in this case, if $\langle \mathbf{f}_{\nwarrow}, \mathbf{v} - 2\mathbf{s}_{\nearrow} \rangle \leq M$ then $\langle \mathbf{f}_{\nearrow}, \mathbf{v} - 2\mathbf{s}_{\nearrow} \rangle \leq \|\mathcal{V}\| M$. Thus, in both cases we can assume $\langle \mathbf{f}_{\nearrow}, \mathbf{v} - 2\mathbf{s}_{\nearrow} \rangle \leq \|\mathcal{V}\| M$, which we do henceforth.

By Observation 1 and since $\|\mathbf{f}_{\nearrow}\| \leq \|\mathcal{V}\|$ we have:

$$\langle \mathbf{v}, \mathbf{f}_{\nearrow} \rangle \leq \|\mathcal{V}\| M + 2\langle \mathbf{s}_{\nearrow}, \mathbf{f}_{\nearrow} \rangle \leq \|\mathcal{V}\| M + 2\|\mathbf{s}_{\nearrow}\| \|\mathbf{f}_{\nearrow}\| \leq \|\mathcal{V}\| M + 16\|\mathcal{V}\|^3 \|\mathcal{V}\| = \|\mathcal{V}\| M + 16\|\mathcal{V}\|^4$$

Consider some vector $\mathbf{u} \in \mathcal{V}$. We claim that $\langle \mathbf{u}, \mathbf{f}_{\nearrow} \rangle \geq 0$. Indeed, otherwise \mathbf{u} points at the negative halfspace defined by \mathbf{f}_{\nearrow} , which is a contradiction to χ_{\nearrow} being the extremal vector of $\text{cone}(\mathcal{V})$. Since all our vectors are integers, it follows that for every $\mathbf{u} \in \mathcal{V}$, either $\langle \mathbf{u}, \mathbf{f}_{\nearrow} \rangle = 0$ or $\langle \mathbf{u}, \mathbf{f}_{\nearrow} \rangle \geq 1$.

Since $\mathbf{v} \in \text{Reach}(\mathcal{V})$, there is a path $\mathbf{0} \xrightarrow{\pi} \mathbf{v}$ with $\pi = \mathbf{u}_1 \mathbf{u}_2 \cdots \mathbf{u}_k$. By the above, each step \mathbf{u}_i of π either maintains the inner product with \mathbf{f}_{\nearrow} , or increases it by at least 1, but the sum of these products is $\langle \mathbf{v}, \mathbf{f}_{\nearrow} \rangle$. By the upper bound above, we have $\langle \text{eff}(\pi), \mathbf{f}_{\nearrow} \rangle = \sum_{i=1}^k \langle \mathbf{u}_i, \mathbf{f}_{\nearrow} \rangle \leq \|\mathcal{V}\| M + 16\|\mathcal{V}\|^4$. In particular, we have $|\{i \mid \langle \mathbf{u}_i, \mathbf{f}_{\nearrow} \rangle > 0\}| \leq \|\mathcal{V}\| M + 16\|\mathcal{V}\|^4$.

Since $\mathbf{v} \geq (W, W)$, and the maximal effect of each transition is $\|\mathcal{V}\|$, we have $|\pi| \geq W / \|\mathcal{V}\| \geq 16\|\mathcal{V}\|^3$. Moreover, the number of vectors \mathbf{u}_i with $\text{eff}_x(\mathbf{u}_i) > 0$ is at least $W / \|\mathcal{V}\| \geq 16\|\mathcal{V}\|^3$. In the following we refer to this as $|\pi|$ for brevity (instead of defining a cumbersome increasing subsequence of indices).

Thus, in order for the inner products to remain low enough, we must have $|\{i \mid \langle \mathbf{u}_i, \mathbf{f}_{\nearrow} \rangle = 0 \wedge \text{eff}_x(\mathbf{u}_i) > 0\}| \geq 16\|\mathcal{V}\|^4 + 4\|\mathcal{V}\| + \|\mathcal{V}\| M - (\|\mathcal{V}\| M + 16\|\mathcal{V}\|^4) = 4\|\mathcal{V}\|$. That is, there are many vectors in π that are parallel to the lower facet χ_{\nearrow} of the cone. Intuitively, we now construct a box-reaching path from $\mathbf{0}$ to \mathbf{v} as follows: we start by staying parallel to χ_{\nearrow} until we reach beyond $(2\|\mathcal{V}\|, 2\|\mathcal{V}\|)$ (which is the Steinitz constant), we then take a Steinitz path (Lemma 2) to reach a vector whose inner product with \mathbf{f}_{\nearrow} is the same as that of \mathbf{v} . Finally, we traverse the remainder of the path using more parallel vectors to χ_{\nearrow} .

By guaranteeing that the effect of the prefix and suffix are large enough, we can ensure the Steinitz path does not exceed the \mathbf{v} box using Lemma 3.

We give the precise details of the latter part. Let $\mathbf{p}_1, \dots, \mathbf{p}_{2\|\mathcal{V}\|}, \mathbf{q}_1, \dots, \mathbf{q}_{2\|\mathcal{V}\|}$ be $4\|\mathcal{V}\|$ vectors occurring in distinct indices of π such that all of them are orthogonal to \mathbf{f}_{\nearrow} and have positive eff_x . Construct paths $\mu = \mathbf{p}_1, \dots, \mathbf{p}_{2\|\mathcal{V}\|}$ and $\eta = \mathbf{q}_1, \dots, \mathbf{q}_{2\|\mathcal{V}\|}$, then since all the vectors are parallel to χ_{\nearrow} and have positive eff_x , then all the vectors are positive scalar products of χ_{\nearrow} and in particular also have positive eff_y . It follows that both μ and η are box-reaching, and that $\text{eff}(\mu), \text{eff}(\eta) \geq (2\|\mathcal{V}\|, 2\|\mathcal{V}\|)$.

Let ξ be a path constructed by the remaining vectors of π , after removing μ and η . Since $\text{eff}(\mu\xi\eta) = \text{eff}(\pi)$, we have $\mathbf{0} \xrightarrow{\mu\xi\eta}_{\mathbb{Z}} \mathbf{v}$. Let $\mathbf{p} = \text{eff}(\mu)$ and $\mathbf{q} = \text{eff}(\eta)$, then $\mathbf{p} \xrightarrow{\xi}_{\mathbb{Z}} \mathbf{v} - \mathbf{q}$. We now apply Lemma 2 to obtain a Steinitz path ξ' such that $\mathbf{p} \xrightarrow{\xi'}_{\mathbb{Z}} \mathbf{q}$. In particular we have $\text{eff}(\xi') = \mathbf{v} - \mathbf{q} - \mathbf{p}$. We claim that $\mathbf{0} \xrightarrow{\mu\xi'\eta}_{\square} \mathbf{v}$. Clearly $\mathbf{0} \xrightarrow{\mu\xi'\eta}_{\mathbb{Z}} \mathbf{v}$, it remains to show that the path remains positive and within the \mathbf{v} box.

$\mu\xi'\eta$ is non-negative. Since $\mathbf{0} \xrightarrow{\mu}_{\square} \mathbf{p}$, then up to the prefix μ , the path $\mu\xi'\eta$ remains non-negative. Moreover, from $\mu\xi'$ (i.e. after reaching $\mathbf{v} - \mathbf{q}$), the suffix is η , which remains non-negative even from $\mathbf{0}$, let alone from $\mathbf{v} - \mathbf{q}$. It remains to check the infix ξ' . Recall that $\text{eff}(\mu) \geq (2\|\mathcal{V}\|, 2\|\mathcal{V}\|)$. It is therefore enough to show that $\text{drop}_x(\xi') \leq 2\|\mathcal{V}\|$ and $\text{drop}_y(\xi') \leq 2\|\mathcal{V}\|$. This would readily follow from Lemma 3, provided $\text{eff}(\xi') \geq \mathbf{0}$.

To show the latter, observe that $\text{eff}(\mu) \leq |\mu|(\|\mathcal{V}\|, \|\mathcal{V}\|) = (2\|\mathcal{V}\|^2, 2\|\mathcal{V}\|^2)$, and similarly $\text{eff}(\eta) \leq (2\|\mathcal{V}\|^2, 2\|\mathcal{V}\|^2)$. It therefore follows that $\text{eff}(\xi) \geq \text{eff}(\pi) - (2\|\mathcal{V}\|^2, 2\|\mathcal{V}\|^2) \geq \mathbf{0}$ (since $\text{eff}(\pi) \geq (W, W)$ and $W \geq 16\|\mathcal{V}\|^3$).

π remains in the \mathbf{v} box. Since μ and η are box-reaching, the only possible violation is if $\text{peak}_x(\xi') > (\mathbf{v} - \mathbf{p})_x \geq v_x - 2\|\mathcal{V}\|$ or $\text{peak}_y(\xi') > (\mathbf{v} - \mathbf{p})_y \geq v_y - 2\|\mathcal{V}\|$. This, however, is not the case by Lemma 3.

We conclude that $\mathbf{0} \xrightarrow{\mu\xi'\eta}_{\square} \mathbf{v}$, so $\mathbf{v} \in \text{BoxReach}(\mathcal{V})$ and we are done.

A.5 Vectors in $\overline{\mathbb{L}}_W$ are Close to χ_{\star} .

Proposition 1. *Let $C = \text{cone}(\{\mathbf{v}_1, \mathbf{v}_2\})$ where $\mathbf{v}_1 = (x_1, y_1)$ is $(> 0, > 0)$ and $\mathbf{v}_2 = (-x_2, y_2)$ is $(< 0, < 0)$ (and the angle between them is less than 180 counter-clockwise). If the normals of \mathbf{v}_1 and \mathbf{v}_2 that define the cone are \mathbf{f}_1 and \mathbf{f}_2 , then $\langle \mathbf{v}, \mathbf{f}_1 \rangle \leq \|\mathcal{V}\| \langle \mathbf{v}, \mathbf{f}_2 \rangle$.*

Proof. Due to the angle between the vertices, their respective normals defining the cone are $\mathbf{f}_1 = (-y_1, x_1)$ and $\mathbf{f}_2 = (y_2, x_2)$. It holds that $\langle \mathbf{v}, \mathbf{f}_2 \rangle = xy_2 + yx_2$.

We examine the angles of the vectors: the angles that \mathbf{v}_1 and \mathbf{v}_2 induce are $\alpha = \arctan(\frac{y_1}{x_1})$ and $\beta = \arctan(\frac{-y_2}{x_2}) + \pi$, respectively. We know that $\alpha < \beta < \alpha + \pi$. The latter gives us $\arctan(\frac{-y_2}{x_2}) + \pi < \arctan(\frac{y_1}{x_1}) + \pi$. By monotonicity, $\frac{-y_2}{x_2} < \frac{y_1}{x_1}$. Therefore, $y_2 > -\frac{y_1}{x_1}x_2$. We get that

$$\langle \mathbf{v}, \mathbf{f}_2 \rangle = xy_2 + yx_2 > -x\frac{y_1}{x_1}x_2 + yx_2 = \frac{x_2}{x_1}(yx_1 - xy_1) = \frac{x_2}{x_1}\langle \mathbf{v}, \mathbf{f}_1 \rangle \geq \frac{1}{\|\mathcal{V}\|}\langle \mathbf{v}, \mathbf{f}_1 \rangle$$

where the last inequality follows since $1 \leq x_1, x_2 \leq \|\mathcal{V}\|$, so the ratio is bounded.

We now have $\langle \mathbf{v}, \mathbf{f}_1 \rangle \leq \|\mathcal{V}\| \langle \mathbf{v}, \mathbf{f}_2 \rangle$, so we are done. \square

A.6 Proof of Theorem 2

Denote

$$R = \{(v_1, \dots, v_d) \in \mathbb{N}^d \mid (v_1, \dots, v_d, 0, \dots, 0) \in \text{Reach}(\mathcal{V}')\}.$$

Then we need to prove that $\text{BoxReach}(\mathcal{V}) = R$.

For the first inclusion, take $\mathbf{v} = (v_1, \dots, v_d) \in \text{BoxReach}(\mathcal{V})$ via path π in \mathcal{V} with $\mathbf{0} \xrightarrow{\pi}_{\square} \mathbf{v}$. Construct π' in \mathcal{V}' by first taking v_i copies of e_{d+i} for each $1 \leq i \leq d$, reaching $(0, \dots, 0, v_1, \dots, v_d)$. Then apply each $\mathbf{w}_i = (w_i^{(1)}, \dots, w_i^{(d)})$ in π as $(w_i^{(1)}, \dots, w_i^{(d)}, -w_i^{(1)}, \dots, -w_i^{(d)})$.

After processing k vectors of π , the configuration is

$$\left(\sum_{i=1}^k w_i^{(1)}, \dots, \sum_{i=1}^k w_i^{(d)}, v_1 - \sum_{i=1}^k w_i^{(1)}, \dots, v_d - \sum_{i=1}^k w_i^{(d)} \right)$$

Since π is box-reaching, each partial sum satisfies $0 \leq \sum_{i=1}^k w_i^{(j)} \leq v_j$ for $1 \leq j \leq d$, ensuring all coordinates remain non-negative. The final state is $(v_1, \dots, v_d, 0, \dots, 0)$, proving $\mathbf{v} \in R$.

For the converse inclusion, take $\mathbf{v} = (v_1, \dots, v_d) \in R$ via path π in \mathcal{V}' with $\mathbf{0} \xrightarrow{\pi}_{\mathbb{N}} (v_1, \dots, v_d, 0, \dots, 0)$. We first notice that we can safely rearrange π to apply all e_{d+j} vectors first, reaching $(0, \dots, 0, \alpha_1, \dots, \alpha_d)$, then apply all vectors of the form $(w_i^{(1)}, \dots, w_i^{(d)}, -w_i^{(1)}, \dots, -w_i^{(d)})$. Indeed, since e_{d+j} has only non-negative coordinates, it can be taken earlier without violating the VAS semantics (i.e., without causing a counter to become negative).

The final configuration therefore implies for each $1 \leq j \leq d$ that:

$$\sum_i w_i^{(j)} = v_j$$

$$\alpha_j = v_j$$

Now consider the projection ρ of π to the first d coordinates gives a \mathcal{V} -path to \mathbf{v} . After m steps, the configuration of ρ is

$$\left(\sum_{i=1}^m w_i^{(1)}, \dots, \sum_{i=1}^m w_i^{(d)}, v^{(1)} - \sum_{i=1}^m w_i^{(1)}, \dots, v^{(d)} - \sum_{i=1}^m w_i^{(d)} \right)$$

Non-negativity of coordinates $d+1$ to $2d$ in π implies $\sum_{i=1}^m w_i^{(j)} \leq v_j$ for each j , so ρ stays within the box induced by \mathbf{v} , proving $\mathbf{v} \in \text{BoxReach}(\mathcal{V})$.

A.7 Box Reachability in 1-VASS is Semilinear

Formally, a 1-VASS is $\mathcal{A} = \langle Q, T \rangle$ where Q is a finite set of states, and $T \subseteq Q \times \mathbb{Z} \times Q$ is a transition relation. A *configuration* of \mathcal{A} is $(x, q) \in \mathbb{Z} \times Q$ where x is the counter value and q is a state. A path is a sequence of configurations $\pi = (x_1, q_1), \dots, (x_n, q_n)$ where $((x_i, q_i), (x_{i+1} - x_i, q_{i+1})) \in T$ for every $1 \leq i < n$. An \mathbb{N} -path is a path where the counter value remains in \mathbb{N} . A configuration (x, q) is *reachable* from (x', q') if there is an \mathbb{N} -path from (x', q') to (x, q) .

We can fit our definition of box reachability to 1-VASS as follows: we say that a configuration (x^\odot, q^\odot) is *box-reachable from* $q_0 \in Q$ if there is a path

$(0, q_0) \xrightarrow{\pi}_{\mathbb{N}} (x^{\odot}, q^{\odot})$ such that $\text{eff}(\pi[1, i]) \leq x^{\odot}$ for all $i \leq |\pi|$. Note that the states do not restrict box-reachability. For a 1-VASS $\langle Q, T \rangle$ and state $q_0 \in Q$, we then denote by $\text{BoxReach}(\langle Q, T \rangle, q_0 \rightarrow q^{\odot})$ the set of values $x^{\odot} \in \mathbb{N}$ such that (x^{\odot}, q^{\odot}) is box-reachable from $(0, q_0)$. We use the definitions of **drop**, **peak**, **eff** by referring only to the counter, disregarding the state.

Example 3 (Box Reachability in 1-VASS). Consider the 2-VAS $\mathcal{V} = \{(1, 7), (3, -6)(-2, 6)\}$ and the target vector $\mathbf{t} = (6, 8)$. It is box-reachable via the path depicted in Fig. 5.

We view this 2-VAS as a 1-VASS by restricting the y coordinate to be at most 8, and treating $\{0, \dots, 8\}$ as the state space, and x as the 1-dimensional vectors. Thus, state 8 with vector 6 is box-reachable.

Observe that the initial $(1, 7)$ enables the $(3, -6), (-2, 6)$ cycle to be taken initially (and repeatedly). The final $(1, 7)$ “closes” this path so that it is within its box.

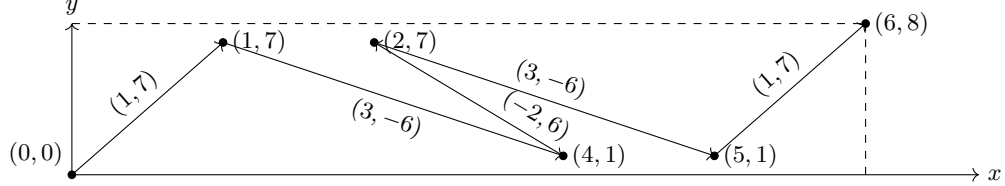


Fig. 5: A zig-zag box-reaching path of Example 3.

Fix an 1-VASS $\langle Q, T \rangle$ for the remainder of the section.

We first recall a fundamental result about reachability in 1-VASS from [14,3], which intuitively states that reachability can be characterized using *Linear Path Schemes* with one cycle. A *Linear Path Scheme*⁶ (LPS, for short) is an expression of the form $\alpha\beta^*\gamma$ where α, β, γ are paths and $(x, q) \xrightarrow{\alpha}_{\mathbb{N}} (x_1, q_1)$, $(0, q_1) \xrightarrow{\beta}_{\mathbb{Z}} (\Delta_x, q_1)$, $(x'_1, q_1) \xrightarrow{\gamma}_{\mathbb{N}} (x', q')$ for some x_1, q_1, Δ_x and x'_1 . Note that β is a *cycle* on the state q_1 . A path is *induced* by an LPS $\alpha\beta^*\gamma$ is of the form $\alpha\beta^k\gamma$ for some $k \in \mathbb{N}$.

Lemma 4 (Proposition 4.3 of [3]). *Let $\langle Q, T \rangle$ be a 1-VASS and $(x, q), (x', q')$ configurations. Then (x', q') is reachable from (x, q) if and only if there exists an LPS $\alpha\beta^*\gamma$ such that the following hold:*

- *There exists some $k \in \mathbb{N}$ such that $(x, q) \xrightarrow{\alpha\beta^k\gamma}_{\mathbb{N}} (x', q')$.*
- *$|\alpha|, |\beta|, |\gamma| \leq p_1(|Q|, \|T\|)$ where p_1 is a fixed polynomial,⁷ independent of $\langle Q, T \rangle$.*

⁶ Usually LPS can have more than one cycle, but for 1-VASS this is unnecessary.

⁷ The proof in [3] in fact shows p_1 is of degree at most 3.

For our fixed 1-VASS $\langle Q, T \rangle$, let $B_{\text{LPS}} = p_1(|Q|, \|T\|)$. In light of Lemma 4, we define the set of *short LPS* of $\langle Q, T \rangle$ as $\text{LPS}(|Q|, \|T\|) = \{\alpha\beta^*\gamma \mid |\alpha|, |\beta|, |\gamma| \leq B_{\text{LPS}}\}$, and observe that the lemma states that the reachability relation of $\langle Q, T \rangle$ is in fact captured by paths induced by an LPS in $\text{LPS}(|Q|, \|T\|)$.

In general, paths induced by an LPS are not box-reaching. Moreover, in general it might not be possible to permute the order of transitions of such a path so that it becomes box-reachable. Despite this, we show that even when box reachability is concerned, “most” of the path can be taken via an LPS, and only some additions may be needed at the end to “close” the box.

Consider a path π . We define its *overshoot* as $\text{over}(\pi) = \text{peak}(\pi) - \text{eff}(\pi)$. Thus, the overshoot measures by how much π violates box-reachability. Consider an LPS $\alpha\beta^*\gamma$ with $\text{eff}(\beta) > 0$ and an induced path $\alpha\beta^k\gamma$ with a very large k , specifically such that $k \cdot \text{eff}(\beta) > \text{peak}(\alpha)$. That is, a path that takes a positive cycle enough times to go well beyond the configurations reached by α . We notice the following.

- $\text{eff}(\alpha\beta^k\gamma) = \text{eff}(\alpha) + k \cdot \text{eff}(\beta) + \text{eff}(\gamma)$ (simply a sum of the effects).
- $\text{peak}(\alpha\beta^k\gamma) = \max\{\text{eff}(\alpha) + k \cdot \text{eff}(\beta) + \text{peak}(\gamma), \text{eff}(\alpha) + (k-1)\text{eff}(\beta) + \text{peak}(\beta)\}$ where the maximum depends on whether the last iteration of β peaks further than γ .

Therefore, we have $\text{over}(\alpha\beta^k\gamma) = \max\{\text{over}(\gamma), \text{over}(\beta) - \text{eff}(\gamma)\}$. In particular, observe that this is independent of k . We therefore define this value as the overshoot of the LPS, i.e., $\text{over}(\alpha\beta^*\gamma) = \max\{\text{over}(\gamma), \text{over}(\beta) - \text{eff}(\gamma)\}$. Note that for small values of k (i.e., those where $\text{peak}(\alpha)$ might be beyond $\text{peak}(\beta^k)$), the equality above does not hold, and the value may depend on α , but this does not concern us in the following.

Example 4. Recall the 2-VAS of Example 3, and view it as a 1-VASS where the y coordinate is the state. Consider the LPS $\alpha\beta^*\gamma$ with $\alpha = (1, 7)$, $\beta = (3, -6)$, $(-2, 6)$ and empty γ . We have $\text{eff}(\alpha\beta^k\gamma) = 1 + 1 \cdot k$ (on the x axis) and $\text{peak}(\alpha\beta^k\gamma) = 1 + 1 \cdot k + 2$ (since $\text{peak}(\beta) = 3$) and therefore $\text{over}(\alpha\beta^k\gamma) = 2$.

Also observe that the suffix $(3, -6)(1, 7)$ “overcomes” this *over*. Below we define it as a *closing* suffix.

Recall that for every $\alpha\beta^*\gamma \in \text{LPS}(|Q|, \|T\|)$ we have $|\alpha|, |\beta|, |\gamma| \leq B_{\text{LPS}}$, and that for every path π we have $\text{eff}(\pi) \leq \|T\| \cdot |\pi|$. We can thus *define* $\text{maxover} = \max\{\text{over}(\alpha\beta^*\gamma) \mid \alpha\beta^*\gamma \in \text{LPS}(|Q|, \|T\|)\}$, and we have $\text{maxover} \leq p_2(|Q|, \|T\|)$ for some fixed polynomial p_2 .

Let q_γ be the last state reached by γ . Consider a path θ starting at q_γ such that $\text{drop}(\theta) = 0$ and $\text{peak}(\theta) = \text{eff}(\theta)$. We say that θ *closes* the LPS $\alpha\beta^*\gamma$ if $\text{eff}(\theta) \geq \text{over}(\alpha\beta^*\gamma)$.

Notice that if θ closes $\alpha\beta^*\gamma$, then for large enough k the path $\alpha\beta^k\gamma\theta$ is box-reaching, since $\text{eff}(\theta)$ is large enough for the counter to go above $\text{peak}(\alpha\beta^k\gamma)$, and θ itself is box-safe, i.e., $\text{peak}(\theta) = \text{eff}(\theta)$.

Remark 2. We remark that our definition of closing suffix, as well as the rest of the proof, crucially relies on the fact that the schemes in the LPS we consider have a *single* cycle. This prevents us from extending our methods to e.g., 2-VASS.

Using the bounds in Lemma 4, we can now characterize box reachability by means of closing paths, as follows.

Lemma 5. *Let $(0, q_0), (x^\odot, q^\odot)$ be configurations such that $x^\odot \geq p_3(|Q|, \|T\|)$ (where p_3 is some fixed polynomial). Then (x^\odot, q^\odot) is box-reachable from $(0, q_0)$ if and only if there exists $\alpha\beta^*\gamma \in \text{LPS}(|Q|, \|T\|)$ and a path θ such that the following hold.*

- There exists some $k \in \mathbb{N}$ such that $(0, q_0) \xrightarrow{\alpha\beta^k\gamma\theta}_{\mathbb{N}} (x^\odot, q^\odot)$.
- θ closes $\alpha\beta^*\gamma$.
- $|\theta| \leq \|T\| \cdot \text{maxover} \cdot |Q|$.

Proof (Sketch). The complete proof is delegated to Appendix A.8. Fix $p_3(|Q|, \|T\|)$ much larger than B_{LPS} and maxover . The “if” direction is fairly straightforward. Intuitively, since x^\odot is large enough, then the number of repetitions of β (namely k) is also large, and therefore the concatenation of θ actually yields a box-reaching path.

The converse direction is more involved. We start with a high-level sketch of the proof, depicted in Fig. 6. Since (x^\odot, q) is box reachable, there exists a box

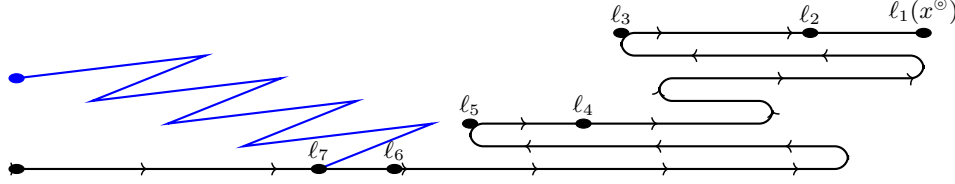


Fig. 6: The sequence of indices defining box-safe suffixes. The y axis is only for readability. The black path is a box-reaching path to x^\odot , the blue zig-zag is an LPS replacing the prefix up to ℓ_m . Note that the LPS is not box-reaching itself, but its overshoot is covered by the path suffix

reaching path $(x_0, q_0) \xrightarrow{\pi}_{\mathbb{N}} (x^\odot, q^\odot)$. Since x^\odot is very large, then π must be long, and in particular traverse many large x values.

Starting from x^\odot and working backwards along π , we identify indices $\ell_m < \ell_{m-1} < \dots < \ell_1$ such that the suffix $\pi[\ell_i + 1, \dots]$ remains entirely “to the right” of $\text{eff}(\pi[1, \ell_i])$. That is, these suffixes are box reaching paths. By working backwards enough, we can reach ℓ_m such that $\text{eff}(\pi[1, \ell_m])$ is far enough from x^\odot so that the overshoot of any linear path scheme in $\text{LPS}(|Q|, \|T\|)$ is smaller than $x^\odot - \text{eff}(\pi[1, \ell_m])$. This guarantees that we can use a linear path scheme to reach the ℓ_m configuration, and continue from there with a box reaching suffix to (x^\odot, q^\odot) . Moreover, we can bound the length of this suffix to satisfy the conditions in the lemma. \square

We can now characterize the box-reachability set for 1-VASS.

Theorem 4. *For every 1-VASS $\langle Q, T \rangle$ and states $q_0, q^\odot \in Q$, the set $\text{BoxReach}(\langle Q, T \rangle, q_0 \rightarrow q^\odot)$ is effectively semilinear.*

Proof. Consider the finite set $S = \{x^\odot \mid x^\odot \leq p_3(|Q|, \|T\|) \wedge \exists \pi. (0, q_0) \xrightarrow{\pi} \square (x^\odot, q^\odot)\}$ of box-reachable configurations below $p_3(|Q|, \|T\|)$.

By Lemma 5 we have that (x^\odot, y^\odot) is box reachable from $(0, q_0)$ if and only if either $x^\odot \in S$, or there exists $\alpha\beta^*\gamma \in \text{LPS}(|Q|, \|T\|)$ and θ with $|\theta| \leq \|T\| \cdot \text{maxover} \cdot |Q|$ such that θ closes $\alpha\beta^*\gamma$ and $(0, q_0) \xrightarrow{\alpha\beta^k\gamma\theta} \mathbb{N} (x^\odot, q^\odot)$.

For every $\alpha\beta^*\gamma \in \text{LPS}(|Q|, \|T\|)$, let q' be the last state in γ and define $\Theta(\alpha\beta^*\gamma) = \{\theta \mid (0, q') \xrightarrow{\theta} \mathbb{N} (\text{eff}(\theta), q^\odot) \text{ closes } \alpha\beta^*\gamma\}$. Note that $\Theta(\alpha\beta^*\gamma)$ and $\text{LPS}(|Q|, \|T\|)$ are both finite and effectively computable. Rephrasing the above, we have that $x^\odot \in \text{BoxReach}(\langle Q, T \rangle, q_0 \rightarrow q^\odot)$ if and only if $x^\odot \in S$ or there exists $\alpha\beta^*\gamma \in \text{LPS}(|Q|, \|T\|)$ and $\theta \in \Theta(\alpha\beta^*\gamma)$ such that $x^\odot = \text{eff}(\alpha\beta^k\gamma\theta)$ for some $k > \text{peak}(\alpha)$.

Thus, we have

$$\text{BoxReach}(\langle Q, T \rangle, q_0 \rightarrow q^\odot) = S \cup \{\text{eff}(\alpha\beta^k\gamma\theta) \mid \alpha\beta^*\gamma \in \text{LPS}(|Q|, \|T\|), \theta \in \Theta(\alpha\beta^*\gamma), k \in \mathbb{N}\}$$

which is a finite union (over $\text{LPS}(|Q|, \|T\|)$ and Θ) of the linear sets $\{\text{eff}(\alpha\beta^k\gamma\theta) \mid k > \text{peak}(\alpha)\}$. \square

A.8 Proof of Lemma 5

Fix $p_3(|Q|, \|T\|) = \|T\| \cdot (B_{\text{LPS}}^2 \cdot \|T\| + 2B_{\text{LPS}} + 2\|T\| \cdot \text{maxover} \cdot |Q|)$ (recall that B_{LPS} and maxover are also polynomials in $|Q|, \|T\|$).

The “if” direction is fairly straightforward. Intuitively, since x^\odot is large enough, then the number of repetitions of β (namely k) is also large, and therefore the concatenation of θ actually yields a box-reaching path.

Formally, assume the conditions of the lemma hold. Since $\alpha\beta^*\gamma \in \text{LPS}(|Q|, \|T\|)$, then $|\alpha|, |\beta|, |\gamma| \leq B_{\text{LPS}}$. Also recall that $|\theta| \leq \|T\| \cdot \text{maxover} \cdot |Q|$. Therefore, we have $\text{eff}(\alpha\beta^k\gamma\theta) \leq \|T\| ((k+2)B_{\text{LPS}} + \|T\| \cdot \text{maxover} \cdot |Q|)$. We also have $\text{eff}(\alpha\beta^k\gamma\theta) = x^\odot$ and $x^\odot \geq p_3(|Q|, \|T\|) \geq \|T\| \cdot (B_{\text{LPS}}^2 \cdot \|T\| + 2B_{\text{LPS}} + \|T\| \cdot \text{maxover} \cdot |Q|)$ (this lower bound is essentially $p_3(|Q|, \|T\|) \geq p_3(|Q|, \|T\|) - \|T\| \text{maxover}$, the actual bound described by p_3 is tighter in the second part of this proof), it follows that

$$\begin{aligned} \|T\| ((k+2)B_{\text{LPS}} + \|T\| \cdot \text{maxover} \cdot |Q|) &\geq \|T\| \cdot (B_{\text{LPS}}^2 \cdot \|T\| + 2B_{\text{LPS}} + \|T\| \cdot \text{maxover} \cdot |Q|) \implies \\ (k+2)B_{\text{LPS}} + \|T\| \cdot \text{maxover} \cdot |Q| &\geq B_{\text{LPS}}^2 \cdot \|T\| + 2B_{\text{LPS}} + \|T\| \cdot \text{maxover} \cdot |Q| \implies \\ (k+2)B_{\text{LPS}} &\geq B_{\text{LPS}}^2 \cdot \|T\| + 2B_{\text{LPS}} \implies k \geq \|T\| B_{\text{LPS}} \end{aligned}$$

And in particular, $k > B_{\text{LPS}} \|V\| \geq \text{peak}(\alpha)$ since $|\alpha| \leq B_{\text{LPS}}$.

Thus, since θ closes $\alpha\beta^*\gamma$ and k is large enough, we have that $\alpha\beta^k\gamma\theta$ is a box-reaching path, and therefore x^\odot is box-reachable.

The converse direction is more involved. We start with a high-level sketch of the proof, depicted in Fig. 6.

Since (x^\odot, q) is box reachable, there exists a box reaching path $(x_0, q_0) \xrightarrow{\pi}_{\mathbb{N}} (x^\odot, q^\odot)$. Since x^\odot is very large, then π must be long, and in particular traverse many large x values.

Starting from x^\odot and working backwards along π , we identify indices $\ell_m < \ell_{m-1} < \dots < \ell_1$ such that the suffix $\pi[\ell_i + 1, \dots]$ remains entirely “to the right” of $\text{eff}(\pi[1, \ell_i])$. That is, these suffixes are box reaching the paths. By working backwards enough, we can reach ℓ_m such that $\text{eff}(\pi[1, \ell_m])$ is far enough from x^\odot so that the overshoot of any linear path scheme in $\text{LPS}(|Q|, \|T\|)$ is smaller than $x^\odot - \text{eff}(\pi[1, \ell_m])$. This guarantees that we can use a linear path scheme to reach the ℓ_m configuration, and continue from there with a box reaching suffix to (x^\odot, q^\odot) . Moreover, we can bound the length of this suffix to satisfy the conditions in the lemma.

We proceed with the details. Let π be a box-reaching path such that $(x_0, q_0) \xrightarrow{\pi}_{\mathbb{N}} (x^\odot, q^\odot)$. Since $x^\odot \geq p_3(|Q|, \|T\|)$, then π visits large x coordinates. Fix some $m \in \mathbb{N}$, we define a sequence of indices $\ell_m < \dots < \ell_1$ by setting $\ell_1 = |\pi|$, and for every $1 < j \leq m$ define ℓ_j to be the maximal index where π is to the left of its location at ℓ_{j-1} . That is, $\ell_j = \max\{i \mid \text{eff}(\pi[1, i]) < \text{eff}(\pi[1, \ell_{j-1}])\}$.

Observe that for every $1 < j < m$ we have by definition that $\text{eff}(\pi[\ell_j, \ell_{j-1}]) > 0$ and for every $i > \ell_j$ we have $\text{eff}(\pi[1, i]) \geq \text{eff}(\pi[1, \ell_j])$ (otherwise ℓ_j would not be maximal).

Recall that $\|T\|$ is the maximal entry in any transition of $\langle Q, T \rangle$. In particular, $\text{eff}(\pi[\ell_j, \ell_{j-1}]) \leq \|T\|$ (otherwise ℓ_j is not maximal) and thus $\text{eff}(\pi[\ell_m, \ell_1]) \leq m \|T\|$. That is, the entire suffix of π within this sequence is “near” x^\odot . However by the strict inequality of the ℓ_j we have $\text{eff}(\pi[\ell_m, \ell_1]) \geq m$.

Take $m = \text{maxover}$. Since $x^\odot > p_3(|Q|, \|T\|) > \text{maxover} \cdot \|T\|$ it follows that ℓ_m is well-defined (in that the max in the definition of ℓ_j is over a nonempty set – we do not reach the “beginning” of π).

Note that $\text{eff}(\pi[1, \ell_m]) + \text{eff}(\pi[\ell_m + 1, \dots]) = x^\odot$, so by the above we have the following properties:

1. $\text{eff}(\pi[\ell_m, \ell_1]) \leq \|T\| \text{maxover}$.
2. $\text{eff}(\pi[\ell_m, \ell_1]) \geq \text{maxover}$.
3. $\text{eff}(\pi[1, \ell_m]) \leq x^\odot - \text{maxover}$.
4. $\text{eff}(\pi[1, \ell_m]) \geq x^\odot - \|T\| \text{maxover}$.

Consider the configuration (x', q') reached by $\pi[1, \ell_m]$ from $(0, q_0)$, then $x' \geq p_3(|Q|, \|T\|) - \|T\| \text{maxover}$ by Property 4 above. By the exact same analysis as the “if” direction (here we used p_3 in a tight manner, since we “lose” $\|T\| \text{maxover}$), any induced path $\alpha\beta^k\gamma$ of $\alpha\beta^*\gamma \in \text{LPS}(|Q|, \|T\|)$ that reaches (x', q') must satisfy $k \geq \text{peak}(\alpha)$, and therefore $\text{over}(\alpha\beta^k\gamma) \leq \text{maxover}$. Thus, by Property 3, we have

$$\begin{aligned} \text{peak}(\alpha\beta^k\gamma) &= \text{over}(\alpha\beta^k\gamma) + \text{eff}(\alpha\beta^k\gamma) \\ &\leq \text{maxover} + \text{eff}(\pi[1, \ell_m]) \leq \text{maxover} + x^\odot - \text{maxover} = x^\odot \end{aligned}$$

Denote $\theta = \pi[\ell_m, \ell_1]$, then θ is a box-safe suffix of π (by the construction of the ℓ_i). We can assume without loss of generality that the trace $(x', q') \xrightarrow{\theta} (x^\odot, q^\odot)$

does not repeat a configuration, otherwise an infix can be removed. All the configurations along this trace are in $[x^\odot - \text{eff}(\theta), x^\odot] \times Q$ (since θ is box safe, and by the construction of the ℓ_j), and by Property 1 we have $\text{eff}(\theta) \leq \|T\| \cdot \text{maxover}$. By the pigeonhole principle, it follows that $|\theta| \leq \|T\| \cdot \text{maxover} \cdot |Q|$, satisfying the length constraints.

Finally, observe that θ closes $\alpha\beta^k\gamma$, since by Property 2 we have $\text{eff}(\theta) \geq \text{maxover} \geq \text{over}(\alpha\beta^k\gamma)$. Thus, $(0, q_0) \xrightarrow{\alpha\beta^k\gamma\theta}_{\mathbb{N}} (x^\odot, q^\odot)$. \square