

On computing and the complexity of computing higher-order U -statistics, exactly

Xingyu Chen ^{*1}, Ruiqi Zhang ^{†2}, and Lin Liu ^{‡1, 3}

¹School of Mathematical Sciences, CMA-Shanghai, Shanghai Jiao Tong University, China

²School of Mathematical Sciences, East China Normal University, China

³Institute of Natural Sciences, MOE-LSC, SJTU-Yale Joint Center for Biostatistics and Data Science, Shanghai Jiao Tong University, China

August 19, 2025

Abstract

Higher-order U -statistics abound in fields such as statistics, machine learning, and computer science, but are known to be highly time-consuming to compute in practice. Despite their widespread appearance, a comprehensive study of their computational complexity is surprisingly lacking. This paper aims to fill that gap by presenting several results related to the computational aspect of U -statistics. First, we derive a useful decomposition from an m -th order U -statistic to a linear combination of V -statistics with orders not exceeding m , which are generally more feasible to compute. Second, we explore the connection between exactly computing V -statistics and Einstein summation, a tool often used in computational mathematics, quantum computing, and quantum information sciences for accelerating tensor computations. Third, we provide an optimistic estimate of the time complexity for exactly computing U -statistics, based on the treewidth of a particular graph associated with the U -statistic kernel. The above ingredients lead to a new, much more runtime-efficient algorithm of exactly computing general higher-order U -statistics. We also wrap our new algorithm into an open-source Python package called `u-stats`. We demonstrate via three statistical applications that `u-stats` achieves impressive runtime performance compared to existing benchmarks. This paper aspires to achieve two goals: (1) to capture the interest of researchers in both statistics and other related areas further to advance the algorithmic development of U -statistics, and (2) to offer the package `u-stats` as a valuable tool for practitioners, making the implementation of methods based on higher-order U -statistics a more delightful experience.

Keywords: U -statistics, Statistical/Scientific Computing, Tensors, Einstein summation, Treewidth

*E-mail: xingyuchen0714@sjtu.edu.cn

†E-mail: zrq1706@gmail.com X. Chen and R. Zhang are co-first authors and alphabetically ordered.

‡E-mail: linliu@sjtu.edu.cn. Corresponding author. The authors would like to thank Shan Luo, Rajarshi Mukherjee, Jamie Robins, and participants of the 2025 Pacific Causal Inference Conference (PCIC) and the 2025 Annual Causal Inference Meeting in China for their invaluable feedback. This research is funded by NSFC Grant No. 12471274 and 12090024.

1 Introduction

Higher-order U -statistics are prevalent in various disciplines, including statistics (Robins et al., 2008; Bonvini and Kennedy, 2022; Bonvini et al., 2024; Neykov et al., 2021; Yao et al., 2018; Breunig and Chen, 2024; Shao et al., 2025), machine learning (Cléménçon et al., 2008, 2013; Shen and Meinshausen, 2025), random graphs (Chatterjee et al., 2024), Bayesian networks and statistical physics (Pearl, 1988; Koller and Friedman, 2009; Shpitser et al., 2011; Li et al., 2020), just to name a few. It is well-known in the statistical community that U -statistics are highly time-consuming to compute at large. In the worst-case, an m -th order U -statistic over a sample of size n takes roughly $O(n^m)$ steps to compute, because by definition (see Definition 1) one needs to sum over all m -out-of- n permutations (resp. over n^m terms). If $n = 10^4$ and $m = 7$, $n^m \approx 10^{28}$!

More specifically, in causal inference, Robins et al. (2008, 2016, 2017) developed a so-called “higher-order influence function (HOIF)” framework for constructing nearly rate-optimal estimators of average treatment effects under ignorability (Hernán and Robins, 2023) under various structural assumptions, using higher-order U -statistics with order roughly of $\sqrt{\log n}$. Despite their appealing statistical properties, implementing such complex estimators remains challenging in practice and computational complexity is one important bottleneck. Here we quote a sentence from a recent graduate-level textbook on causal inference by Wager (2024) (page 44) to highlight such a quandary:

One challenge with the HOIF estimator of Robins et al. (2017), however, is that to date it has been challenging to implement in practical applications ...

This paper was initially motivated by (at least partially) addressing the computational aspect of this challenge, but we will present general-purpose theory and algorithm for computing general higher-order U -statistics beyond those for HOIF estimators. We will revisit HOIF estimators in Section 4.1.

To tackle the difficulty of computing higher-order U -statistics, statisticians and computer scientists have long considered the so-called “incomplete U -statistics”, where one sums over only a random subset of all m -out-of- n permutations (Blom, 1976; Janson, 1984; Nowicki and Wierman, 1988; Shao et al., 2025). Another natural approach is to choose a subsample of size $n' < n$ from the whole sample and then compute a complete U -statistic from that subsample. Both strategies are akin to randomized or sketching algorithms in the theoretical computer science literature (Mahoney, 2011). The randomization approach certainly injects extra randomness in the final statistical results, which may result in inconsistent statistical conclusions across different randomly selected permutations/subsamples (Guo and Shah, 2025). For a restricted class of higher-order U -statistics with decomposable and symmetric (or more precisely permutation-invariant) kernels, Kong and Valiant (2018) cleverly recognize that exact computation can be accomplished by repeated matrix multiplications. A somewhat similar strategy has also been considered in Zhang et al. (2025), in which an incomplete U -statistic with a special kernel structure is computed more efficiently via

dynamic programming. For asymmetric kernels, their strategy essentially computes an incomplete U -statistic instead. All the above approaches may suffer from efficiency loss by not using all the available information.

The literature on (the complexity of) exactly computing higher-order U -statistics is rather scarce. This is hardly surprising because the exact time complexity of computing higher-order U -statistics seems to simply equal the total number of summations. However, as we will demonstrate in the paper, exactly computing U -statistics can be improved compared to a brute-force summation over all summands (using for-loops) when the kernel enjoys a particular decomposable structure specified in Definition 9 later. Interestingly, as we will exhibit in Section 4, such a structure holds in many statistical applications. It will also be clear later that it is helpful to bring in tools such as the Einstein summation from the computational mathematics community to obtain improved algorithms of computing U -statistics by leveraging such a structure. It is worth noting that Section 3 of Liu et al. (2024) considered to use di-graphs to represent the structure of a class of U -statistics, a strategy conceptually similar to ours. Yet our new algorithm is designed to cover general higher-order U -statistics.

Main contributions

The main contributions of our paper can be summarized as below.

- We design a new algorithmic framework for exactly computing higher-order U -statistics and another closely related objects called V -statistics by leveraging the Einstein summation operation and related concepts from combinatorics and graph theory. Thanks to the connection with graph theory, we can provide an optimistic estimate of the time complexity of exactly computing U -statistics (see Section 3.3 for details). Although the idea is conceptually simple, to the best of our knowledge, it has not been thoroughly explored in the existing statistical literature.
- Despite the ubiquity of U -statistics (see later this section), a dedicated, general-purpose software package for computing them seems to be lacking. To fill in this void, we developed a Python package called `u-stats`, which implemented the aforementioned algorithm. We demonstrate that the runtime of `u-stats` achieves the state-of-the-art performance in various examples, including computing HOIF estimators, motif counts of networks, and the distance covariance in the independence testing problem. In fact, as will be clear in Section 4, `u-stats` can dramatically improve the runtime compared to popular benchmarks. `u-stats` currently supports both CPU and GPU infrastructure. Having access to GPU can further improve the runtime because our algorithm heavily utilizes tensor operations such as the Einstein summation. We envision that the package `u-stats` can be a valuable tool for practitioners.

Remark 1. We focus on scalar-valued U -statistics in this paper, but we plan to upgrade our package `u-stats` to handle vector- or matrix-valued cases in its next version. In this paper, one floating point operation is considered as the basic computation unit.

Related Literature

In this part, we provide an incomplete survey on the related literature of U -statistics, and the relevant techniques/tools for developing our new algorithm.

Statistics and machine learning

U -statistics are frequently found in statistics and machine learning. For example, in certain machine learning tasks (Cl  men  on et al., 2008, 2013; Shen and Meinshausen, 2025), the empirical training risk can be written as a U -statistic instead of a sample mean. Various (conditional) dependence measures can also be represented as U -statistics (Yao et al., 2018; Neykov et al., 2021; Chatterjee, 2021; Azadkia and Chatterjee, 2021; Shao et al., 2025; Zhang et al., 2025); see Section 4.3 for an example. As mentioned before, in causal inference, HOIF has been shown to be a theoretically appealing framework for constructing nearly rate-optimal estimators for various causal effect parameters. Estimators based on HOIF are higher-order U -statistics; see Section 4.1 for concrete forms. As mentioned, due to the computational difficulty, HOIF estimators have not been comprehensively applied in real-life applications.

Motif counts in random graphs

Higher-order U -statistics also appear very often in statistical inference over networks, often modeled as random graphs (Chatterjee et al., 2024; Jin et al., 2025). For instance, Chatterjee et al. (2024) estimate motif counts (such as triangles, 4-cliques, and etc.) by higher-order U -statistics and use these estimated motif counts to test certain properties of the underlying network. Motif counts also have widespread applications in bioinformatics (Wernicke and Rasche, 2006). As will be shown in Section 4.2, using the state-of-the-art software package `igraph`, for a moderately dense network, computing motif counts can be quite time consuming, necessitating the development of new algorithmic tools for U -statistics.

Tensor operations

Since computing U/V -statistic is closely related to numerical integration using Monte Carlo sampling for which tensor operations are quite useful, our work is inspired by related techniques developed in the computational mathematics and physics communities. In particular, our algorithm utilizes the Einstein summation operation, an important tool for tensor computations. For example, in quantum computing/information, tensor networks are often used to describe many-body quantum systems

and a very useful operation called tensor contraction is implemented by the Einstein summation in practice (Markov and Shi, 2008; Stoudenmire, 2018). As will be seen later, our proposed algorithm is similar to tensor contraction in spirit.

Probabilistic graphical models and statistical physics

Our work is also related to the literature on probabilistic graphical models (Pearl, 1988; Shpitser et al., 2011), in which a common problem is to compute certain marginal distributions from the joint distribution, (nested) factorized according to Bayesian network. It can be reduced to computing U -statistics with kernels satisfying the decomposable structure to be defined later. Similarly, in both classical (Edwards and Anderson, 1975; Li et al., 2020) and quantum many-body systems (Bernaschi et al., 2024), the corresponding log-Gibbs measure can often be written as a multi-linear sum over all particles. The summation is taken over all possible configurations of each particle. Thus the log-Gibbs measure can be viewed as (a linear combination of) higher-order U -statistics.

Notation and organization

In this section, we first collect some frequently used notation. We adopt the following convention: we use the demarcation $\{\}$ for a set, representing an unordered collection of distinct elements; whereas we use the demarcation $()$ for a tuple, meaning an ordered collection of elements which may contain duplicates. Given a positive integer m , we let $[m] := \{1, 2, \dots, m\}$. To reduce clutter, we write $\bar{i}_m \equiv (i_1, \dots, i_m)$ for short. \mathbb{N} denotes the set of natural numbers including zero, while \mathbb{N}^+ denotes the set of all positive integers. Given a tuple \mathbf{s} , we let $\text{set}(\mathbf{s}) := \{s_k \mid k \in [m]\}$ denote the set containing all elements appear in \mathbf{s} . Given a non-empty and finite set S and a positive integer m , all m -permutations of elements in S is denoted by $\text{Perm}(S, m)$. All partitions of S is denoted by Π_S . If S happens to be integer set $[m]$, Π_S is simplified to Π_m . Given sets S_1, \dots, S_m , $\times_{i=1}^m S_i$ denotes their Cartesian product. When $S_1 = \dots = S_m = S$, we simply write $S^m \equiv \times_{i=1}^m S_i$. $S^* := \cup_{m \in \mathbb{N}^+} S^m$ denotes all tuples possibly generated by S . Given a tuple $\mathbf{s} \in S^m$ and a tuple $\alpha \in [m]^*$, we let $\mathbf{s}[\alpha] := (s_{\alpha_k})_{k=1}^{|\alpha|}$.

Terminologies from graph theory will be frequently encountered. Throughout this paper, all graphs are assumed to be finite and undirected without self-loops, but are allowed to have isolated vertices, unless stated otherwise. A graph G is denoted by a pair (V, E) , where $V \equiv V(G)$ is the finite vertex set, and $E \equiv E(G)$ is the edge set of G . Two vertices u and v are said to be adjacent if $\{u, v\} \in E$. For any vertex $v \in V$, its neighbor set is denoted as $N_G(v) := \{u \in V \mid \{u, v\} \in E\}$, and the degree of v is defined as $\deg(v, G) := |N_G(v)|$. A graph G' is a subgraph of graph G , if $V(G') \subseteq V(G)$ and $E(G') \subseteq E(G)$. For any subset $V' \subseteq V$, the induced subgraph $G_{V'}$ has vertex set V' and edge set $E_{V'} := E(G_{V'}) \equiv \{\{u, v\} \in E \mid \forall u, v \in V'\}$. A subset of vertices $C \subseteq V$ is said to be a clique if G_C is complete, where a complete graph is simply a graph with every pair of vertices connected by an edge.

The remainder of our paper is structured as follows. Section 2 introduces and reviews several concepts central to the paper, including U/V -statistics and tensors (Section 2.1), the Einstein summation (Section 2.2), and notions (including vertex elimination, treewidth, and quotient graphs) from graph theory (Section 2.3). Readers who are familiar with related materials are recommended to skip the relevant subsections. In Section 3, the new algorithm for exactly computing U -statistics is presented. We also illustrate how the algorithm proceeds using concrete examples to facilitate understanding. We then demonstrate the utility of our algorithm using three examples in Section 4, including computing HOIF estimators, motif counts in networks (Section 4.2), and computing distance covariances (Section 4.3). In our own opinion, Section 4 is the most important part of this paper. Section 5 concludes the paper with a discussion of future directions.

2 Preliminaries

In this section, we will review concepts important for later development, including U/V -statistics and tensors (Section 2.1), the Einstein summation operation (Section 2.2), and useful notions from graph theory (Section 2.3). The way that we define U - or V -statistics may look strange to statisticians, but we find such definitions more convenient to work with when combined with the Einstein summation formulation.

2.1 U/V -Statistics and Tensors

We define U -statistics and V -statistics as follows. As we just focus on computation, the sample space is regarded as a non-empty set.

Definition 1 (U -statistics). Let \mathbb{X} be a non-empty set, m, n be positive integers satisfying $m \leq n$, and $h : \mathbb{X}^m \rightarrow \mathbb{R}$ be a function. Given a tuple $\mathbf{X} \in \mathbb{X}^n$, any U -statistic of order m with kernel h takes the following form

$$\mathbb{U}(h, \mathbf{X}) := \sum_{\alpha \in \text{Perm}([n], m)} h(\mathbf{X}[\alpha]).$$

Definition 2 (V -statistics). Let \mathbb{X} be a non-empty set, m, n be positive integers and $h : \mathbb{X}^m \rightarrow \mathbb{R}$ be a function. Given a tuple $\mathbf{X} \in \mathbb{X}^n$, any V -statistic of order m with kernel h takes the following form

$$\mathbb{V}(h, \mathbf{X}) := \sum_{\alpha \in [n]^m} h(\mathbf{X}[\alpha]).$$

Definition 3 (Tensors). Given positive integers $m, n > 0$, an m -th order tensor (i.e. an m -dimensional array) T of size n is defined as a map from $[n]^m$ to \mathbb{R} : for any $\alpha \in [n]^m$, $T(\alpha) \in \mathbb{R}$; and there is no time complexity to access an entry in T , i.e. to evaluate T on α , for any $\alpha \in [n]^m$. Here

we can safely assume that each dimension of a tensor has the same size (i.e. number of entries in each dimension) unless explicitly mentioned otherwise.

In statistical applications, \mathbb{X} and the tuple \mathbf{X} , respectively, correspond to the sample space and the observed data sample of size n . Unlike U -statistics, computing V -statistics amounts to summing over all $[n]^m$ without being restricted to permutations. As will be clear later in this paper, V -statistics can be represented as summations over higher-order tensors. This unique property renders computing V -statistics, but not U -statistics, amenable for tensor operations such as the Einstein summation (Einstein, 1916). In particular, if the kernel function h satisfies certain decomposable structure (see Definition 9 later), the computational complexity of V -statistics can be notably reduced. Our algorithmic framework is thus to first turn a U -statistic into a linear combination of V -statistics and then compute each individual V -statistic via the Einstein summation.

2.2 The Einsum Notation and Einsum Operation

As mentioned, our algorithm to be revealed will rely on the Einstein summation operation (abbreviated as the Einsum operation) over tensors. In this section, we give a brief but (hopefully) pedagogical overview for readers unfamiliar with these related concepts. We also steer readers to Klaus et al. (2023) or Blacher et al. (2024) for more details.

The Einsum operation to be defined serves as a fundamental computational primitive in our proposed algorithm for efficiently and exactly computing U/V -statistics. The Einsum operation generalizes the classical Einstein summation convention introduced in Einstein (1916). The modern Einsum operation, now implemented in popular Python packages such as `numpy` and `pytorch`, can be used for efficient tensor computation. To explain the Einsum operation, we first introduce a concept called the Einsum notation.

Definition 4 (The Einsum Notation). Let m and K be two positive integers. An Einsum notation with respect to [w.r.t.] $[m]$ is a pair

$$\mathcal{N} = (\mathcal{A}; B) \quad \text{with} \quad \mathcal{A} := (A_1, \dots, A_K), A_k, B \in [m]^*, k \in [K],$$

where we recall that $[m]^*$ denotes all tuples possibly generated by elements in $[m]$, and B needs to satisfy the following constraint:

- $B[i] \neq B[j]$, for any $i, j \in [|B|]$ such that $i \neq j$,
- $\text{set}(B) \subseteq \bigcup_{k \in [K]} \text{set}(A_k)$.

$\mathcal{A} := (A_k)_{k=1}^K$ is referred to as the input tuple list of \mathcal{N} and B is referred as the output tuple. The index set of \mathcal{N} is the set of all indices appearing in the input tuple list, and is denoted by $\text{Indices}(\mathcal{N})$. Without loss of generality, we always take m to be the smallest m such that $[m] = \text{Indices}(\mathcal{N})$. If $B = \emptyset$, we then simply write \mathcal{A} as $\mathcal{N} = (\mathcal{A}; \emptyset)$ and call \mathcal{A} as the Einsum notation.

It is noteworthy that in the above definition, the index set $[m]$ is simply chosen for notational convenience and in principle the indices do not have to be integers or even numbers. We now define the Einsum operation based on the Einsum notation.

Definition 5 (The Einsum Operation). Let $\mathcal{N} = (\mathcal{A}; B)$ be an Einsum notation w.r.t. the index set $I = [m]$. Suppose that a set of tensors $\mathcal{T} := (T_k)_{k=1}^K$, each of size n and of order $(m_k)_{k=1}^K$, can be represented by \mathcal{N} , i.e. $m_k = |A_k|$ for any $k \in [K]$. An Einsum operation, denoted as $\text{Einsum}(\mathcal{T}, \mathcal{N})$, takes \mathcal{T} and \mathcal{N} as inputs and outputs another tensor $T^{\text{out}} : [n]^{|B|} \rightarrow \mathbb{R}$ as follows: for any $\alpha \in [n]^{|B|}$,

$$T^{\text{out}}(\alpha) = \sum_{\substack{\alpha' \in [n]^m \\ \alpha'[B] = \alpha}} \prod_{k=1}^K T_k(\alpha'[A_k]).$$

As a special case, if $B = \emptyset$, then $T^{\text{out}}(\alpha)$ reduces to the following scalar:

$$T^{\text{out}} = \sum_{\alpha' \in [n]^m} \prod_{k=1}^K T_k(\alpha'[A_k]).$$

We now use several concrete examples to illustrate the above definitions.

Example 1. We take matrix multiplication as an example to illustrate the Einsum operation just defined. Let T_1, T_2 be two input matrices, which are also 2nd-order tensors. Therefore $\mathcal{T} = (T_1, T_2)$. Suppose we are interested in multiplying T_1 and T_2 , denoted as T^{out} : for any $i, j \in [n]$,

$$T^{\text{out}}(i, j) = \sum_{k=1}^n T_1(i, k) T_2(k, j).$$

The matrix multiplication corresponds to the Einsum operation with Einsum notation $\mathcal{N} = (\mathcal{A}; B)$, with input tuple list $\mathcal{A} = ((1, 2), (2, 3))$ and output tuple $B = (1, 3)$ and $|B| = 2$. The index set is simply $I = [3]$. This means that the operation sums over the dimensions of T_1 and T_2 corresponding to index 2 and reserves indices 1 and 3. $T^{\text{out}}(\alpha)$ for any $\alpha = (i, j) \in [n]^2$ can be written in the Einsum operation form $\text{Einsum}(\mathcal{T}, \mathcal{N})$ because by definition:

$$\begin{aligned} \text{Einsum}(\mathcal{T}, \mathcal{N}) &\equiv \sum_{\alpha' \in [n]^3: \alpha'[1,3] = \alpha} \prod_{k=1}^2 T_k(\alpha'[A_k]) \\ &= \sum_{\alpha' \in [n]^3: \alpha'[1,3] = \alpha} T_1(\alpha'[A_1]) T_2(\alpha'[A_2]) \\ &= \sum_{\alpha' \in [n]^3: \alpha'[1,3] = \alpha} T_1(\alpha'[1, 2]) T_2(\alpha'[2, 3]) \\ &= \sum_{\alpha' \in [n]^3: \alpha'[1,3] = \alpha} T_1(\alpha'[1], \alpha'[2]) T_2(\alpha'[2], \alpha'[3]) \end{aligned}$$

$$\begin{aligned}
&= \sum_{\alpha'[2]=1}^n T_1(\alpha[1], \alpha'[2]) T_2(\alpha'[2], \alpha[3]) \\
&= \sum_{\alpha'[2]=1}^n T_1(i, \alpha'[2]) T_2(\alpha'[2], j),
\end{aligned}$$

so the claim holds by identifying $\alpha'[2] = k$.

Example 2. Here we consider an example involving higher-order tensors. Given three tensors $\mathcal{T} = (T_1, T_2, T_3)$, each of size n , where T_1 and T_2 are 3rd-order tensors while T_3 is a matrix, suppose that we are interested in computing the following 3rd-order tensor: for any $(i, j, k) \in [n]^3$

$$T^{\text{out}}(i, j, k) = \sum_{a=1}^n \sum_{b=1}^n \sum_{c=1}^n T_1(i, a, b) T_2(a, c, j) T_3(b, k).$$

$T^{\text{out}}(i, j, k)$ is in fact a partial trace, a common operation taken in quantum mechanics. The corresponding Einsum notation is $\mathcal{N} = (\mathcal{A}; B)$ with $\mathcal{A} = (A_1 = (1, 2, 3), A_2 = (2, 4, 5), A_3 = (3, 6))$ with $B = (1, 5, 6)$ and the index set $I = [6]$. $T^{\text{out}}(\alpha)$ for any $\alpha = (i, j, k) \in [n]^3$ can be written in the Einsum operation form $\text{Einsum}(\mathcal{T}, \mathcal{N})$ because by definition:

$$\begin{aligned}
\text{Einsum}(\mathcal{T}, \mathcal{N}) &\equiv \sum_{\alpha' \in [n]^4: \alpha'[1, 5, 6] = \alpha} T_1(\alpha'[A_1]) T_2(\alpha'[A_2]) T_3(\alpha'[A_3]) \\
&= \sum_{\alpha' \in [n]^4: \alpha'[1, 5, 6] = \alpha} T_1(\alpha'[1, 2, 3]) T_2(\alpha'[2, 4, 5]) T_3(\alpha'[3, 6]) \\
&= \sum_{\alpha' \in [n]^4: \alpha'[1, 5, 6] = \alpha} T_1(\alpha'[1, 2, 3]) T_2(\alpha'[2, 4, 5]) T_3(\alpha'[3, 6]) \\
&= \sum_{\alpha'[2]=1}^n \sum_{\alpha'[3]=1}^n \sum_{\alpha'[4]=1}^n T_1(\alpha[1], \alpha'[2], \alpha'[3]) T_2(\alpha'[2], \alpha'[4], \alpha[5]) T_3(\alpha'[3], \alpha[6]),
\end{aligned}$$

so the claim holds by identifying $\alpha'[2] = a$, $\alpha'[3] = b$, and $\alpha'[4] = c$.

Example 3. The last example that we consider will also be used in Section 3 at various stages. Given three second-order tensors (matrices) $\mathcal{T} = (T_1, T_2, T_3)$, suppose we are interested in computing a scalar T^{out} :

$$T^{\text{out}} = \sum_{i=1}^n \sum_{j=1}^n \sum_{k=1}^n \sum_{l=1}^n T_1(i, j) T_2(j, k) T_3(k, l).$$

The corresponding Einsum notation is $\mathcal{A} = (A_1 = (1, 2), A_2 = (2, 3), A_3 = (3, 4))$ with $B = \emptyset$ and the index set $I = [4]$. T^{out} can be written in the Einsum operation form $\text{Einsum}(\mathcal{T}, \mathcal{A})$ because by

definition:

$$\begin{aligned}
\text{Einsum}(\mathcal{T}, \mathcal{A}) &\equiv \sum_{\alpha \in [n]^4} \prod_{k=1}^3 T_k(\alpha[A_k]) = \sum_{\alpha \in [n]^4} T_1(\alpha[A_1])T_2(\alpha[A_2])T_3(\alpha[A_3]) \\
&= \sum_{\alpha \in [n]^4} T_1(\alpha[1, 2])T_2(\alpha[2, 3])T_3(\alpha[3, 4]) \\
&= \sum_{\alpha \in [n]^4} T_1(\alpha[1], \alpha[2])T_2(\alpha[2], \alpha[3])T_3(\alpha[3], \alpha[4]),
\end{aligned}$$

so the claim holds by identifying $\alpha[1] = i, \alpha[2] = j, \alpha[3] = k, \alpha[4] = l$.

Remark 2. The Einsum operation has been implemented in highly optimized Python libraries such as `numpy.einsum` and `pytorch.einsum`. These efficient algorithmic subroutines, enabling efficient Einsum operation in practice, serve as the building blocks for our algorithm. Notably, developed for training large overparameterized neural networks in tensor forms, `pytorch.einsum` is also designed to leverage GPU computing to further enhance the scalability and speed of the Einsum operation, as we will demonstrate using an example from statistics in Section 4.1.

Remark 3. The Einsum operation is frequently employed in scientific computing problems. For example, the Einsum operation serves as a basic algorithmic subroutine for computation over tensor (hyper)networks, a useful mathematical language adopted by the quantum computing and quantum information community (Markov and Shi, 2008; Stoudenmire, 2018). Although we do not directly adopt the tensor network formulation, our strategy is quite similar in that we also establish a correspondence between the Einsum operation and operations on graphs – see Section 3.2 for more details.

2.3 Useful Concepts from Graph Theory

In this section, we recall three key concepts from graph theory that are central to our complexity-theoretic characterization: *vertex elimination* and *treewidth*, which captures the dominant computational complexity; and *quotient graph*, which is related to the decomposition of a U -statistic into a linear combination of V -statistics. Here we adopt the terminologies from Bodlaender and Koster (2010).

Definition 6 (Vertex Elimination). Let $G = (V, E)$ be a graph and $v \in V$. We define the operation of eliminating v from V as first connecting $N_G(v)$ (the neighbor of v w.r.t. G) by edges to form a clique and then removing the vertex v and all edges incident to v . The resulting graph is denoted by $\text{elim}_v(G)$.

Definition 7 (Treewidth). Let $G = (V, E)$ be a graph with $|V| = n$. For $\sigma \in \text{Perm}(V)$, $(G_i^\sigma)_{i=1}^n$ is a sequence of graphs recursively defined as $G_i^\sigma = \text{elim}_{\sigma[i]}(G_{i-1}^\sigma)$ with $G_0^\sigma = G$. Then the treewidth

of the graph G is defined as

$$\text{tw}(G) := \min_{\sigma \in \text{Perm}(V)} \max_{i \in [n]} \deg(\sigma[i], G_{i-1}^\sigma).$$

Definition 8 (Quotient Graph). Let $G = (V, E)$ be a graph. A quotient graph associated with G w.r.t. a partition π of V is defined as $G/\pi := (\pi, E_\pi)$, where

$$E_\pi = \{\{B_i, B_j\} \subseteq \pi \mid \exists v_1 \in B_i, v_2 \in B_j, \text{ such that } \{v_1, v_2\} \in E\}.$$

3 A New Algorithm of Exactly Computing U -Statistics

We are ready to present our new algorithm for exactly computing U -statistics, along with an analysis of the time complexity. Our algorithm has been implemented in an open source Python package [u-stats](#).

We begin by introducing the *multiplicative-decomposable* (MD) structure of the U/V -statistic kernel in Section 3.1. We then describe our algorithm and the complexity analysis for V -statistics in Section 3.2, followed by those for U -statistics in Section 3.3.

3.1 The Multiplicative-Decomposable Kernels

The *multiplicative-decomposable* (MD) structure is the key assumption we impose on the kernel of the U -statistic to be computed. Such a structure is essential for developing more efficient algorithms for exactly computing U/V -statistics than trivially summing over all m -out-of- n permutations/ $[n]^m$. Similar concepts are commonly exploited in developing numerical algorithms for solving ordinary or partial differential equations in the scientific computing literature.

Definition 9 (Multiplicative Decomposition of a Function). Let \mathbb{X} be a non-empty set, m a positive integer, and $h : \mathbb{X}^m \rightarrow \mathbb{R}$. Suppose $\mathcal{A} := (A_k)_{k=1}^K \in [m]^{**}$ satisfies $\bigcup_{k=1}^K \text{set}(A_k) = [m]$, and let $\mathcal{H} := (h_k)_{k=1}^K$ be a tuple of functions where each h_k is defined on $\mathbb{X}^{|A_k|}$. $\mathcal{H} \times \mathcal{A}$, comprised of ordered pairs of the form (h_k, A_k) for $k \in [K]$, is called a multiplicative decomposition of the function h , if for any $\mathbf{x} \in \mathbb{X}^m$,

$$h(\mathbf{x}) = \prod_{k=1}^K h_k(\mathbf{x}[A_k]).$$

In the sequel, we refer to the function tuple \mathcal{H} as the kernel components and the index tuple \mathcal{A} as the decomposition signature. For convenience, we say that a kernel h permits a (nontrivial) MD structure $\mathcal{H} \times \mathcal{A}$ when $K > 1$.

U -statistic kernels with MD structures are pervasive in statistical applications. We will provide three examples in Section 4.

To utilize Einsum operation to compute U/V -statistics, we need to store pieces of the underlying statistics in tensor format. We term this step as *tensorization*. Let h be the kernel of some U/V -statistic permitting a MD structure $\mathcal{H} \times \mathcal{A}$, where $\mathcal{H} := (h_k)_{k=1}^K$ and $\mathcal{A} := (A_k)_{k=1}^K$. Given a sample $\mathbf{X} \in \mathbb{X}^n$, the tensorization step constructs a tuple of tensors $\mathcal{T} := (T_k)_{k=1}^K$ as follows:

$$T_k(\alpha_k) = h_k(\mathbf{X}[\alpha_k]), \quad \forall \alpha_k \in [n]^{|A_k|}, \forall k \in [K].$$

Then following Definition 2 and Definition 9, we have

$$\mathbb{V}(h, \mathbf{X}) = \sum_{\alpha \in [n]^m} h(\mathbf{X}[\alpha]) \equiv \sum_{\alpha \in [n]^m} \prod_{k=1}^K h_k(\mathbf{X}[\alpha[A_k]]) \equiv \sum_{\alpha \in [n]^m} \prod_{k=1}^K T_k(\alpha[A_k]), \quad (1)$$

which implies that the V -statistic $\mathbb{V}(h, \mathbf{X})$ can be equivalently expressed by using the tuple of tensors \mathcal{T} and the decomposition signature \mathcal{A} . As will be seen in Section 3.3, we can also use \mathcal{T} and \mathcal{A} to represent U -statistics. Hence $\mathbb{V}(h, \mathbf{X})$ and $\mathbb{U}(h, \mathbf{X})$ can be equivalently denoted as $\mathbb{U}(\mathcal{T}, \mathcal{A})$ and $\mathbb{V}(\mathcal{T}, \mathcal{A})$, respectively. We summarize the tensorization step in Algorithm 1 below, which constitutes the first step of our new algorithm for exactly computing a V -statistic.

Algorithm 1 Tensorization of Kernel Function

Require:

A kernel h with decomposition components $\mathcal{H} := (h_k : \mathbb{X}^{m_k} \rightarrow \mathbb{R})_{k=1}^K$

A sample $\mathbf{X} = (X_1, \dots, X_n) \in \mathbb{X}^n$ from a non-empty set \mathbb{X}

Ensure: A tuple of tensors $\mathcal{T} := (T_k : [n]^{m_k} \rightarrow \mathbb{R})_{k=1}^K$, where T_k is the tensorized version of h_k

```

1: function TENSORIZATION( $\mathcal{H}, \mathbf{X}$ )
2:   for  $k \in [K]$  do                                     ▷ Iterate over each factor of kernel  $h$ 
3:     for  $\alpha \in [n]^{m_k}$  do                               ▷ Iterate over all  $m_k$ -dimensional indices
4:        $T_k(\alpha) \leftarrow h_k(\mathbf{X}[\alpha])$                  ▷ Evaluate  $h_k$  on  $\mathbf{X}[\alpha]$ 
5:     end for
6:   end for
7:   return  $\mathcal{T} := (T_k)_{k=1}^K$ 
8: end function
```

The MD structure plays an essential role in reducing the complexity of exactly computing V -statistics. Without a (nontrivial) MD structure, the time complexity of computing an m -th order V -statistic is generally $O(n^m)$ as we need to evaluate a function of m arguments on all tuples of $[n]^m$. But if a particular MD structure holds, the time complexity may scale with $O(n^{m_{\max}})$ where $m_{\max} := \max_{k \in [K]} |A_k|$ since we just need to evaluate each h_k on all tuples of $[n]^{|A_k|}$ for $k \in [K]$. As m_{\max} can be smaller than m , it is possible to improve the time complexity dramatically in practice. More details on the complexity analysis and intuition can be found in Section 3.2 below.

Example 3(a). Recalling Example 3. The Einsum operation can be seen as a V -statistic whose kernel function h has a MD structure $\mathcal{H} \times \mathcal{A}$ with $\mathcal{H} = (h_1, h_2, h_3)$, signature $\mathcal{A} = ((1, 2), (2, 3), (3, 4))$

and n sample points $\mathbf{X} \in \mathbb{X}^n$. Tensorization of \mathcal{H} outputs tensors $\mathcal{T} = (T_1, T_2, T_3)$ such that:

$$T_i(j, k) = h_i(\mathbf{X}_j, \mathbf{X}_k), (j, k) \in [n]^2, i = 1, 2, 3.$$

The V -statistic and U -statistic with kernel h are respectively:

$$\mathbb{V}(h, \mathbf{X}) = \mathbb{V}(\mathcal{T}, \mathcal{A}) = \text{Einsum}(\mathcal{T}, \mathcal{A}), \quad \mathbb{U}(h, \mathbf{X}) = \mathbb{U}(\mathcal{T}, \mathcal{A}).$$

3.2 The Algorithm and Time Complexity of Computing V -Statistics

In this section, we show that V -statistics can be computed via the **Einsum** operation. Let $\mathbb{V}(h, \mathbf{X})$ be an m -th order V -statistic with kernel h and sample \mathbf{X} of size n . Suppose that the kernel h satisfies MD structure ($\mathcal{H} := (h_k)_{k=1}^K \times (\mathcal{A} := (A_k)_{k=1}^K$). As we have seen, $\mathbb{V}(h, \mathbf{X})$ has an equivalent tensorized form $\mathbb{V}(\mathcal{T}, \mathcal{A})$, where \mathcal{T} is the output of Algorithm 1.

By definition, \mathcal{A} constitutes an **Einsum** notation and \mathcal{T} can be represented by \mathcal{A} (see Definition 5), then we have

$$\text{Einsum}(\mathcal{T}, \mathcal{A}) = \sum_{\alpha \in [n]^m} \prod_{k=1}^K T_k(\alpha[A_k]).$$

Comparing the above equation with (1), we immediately have

$$\mathbb{V}(h, \mathbf{X}) = \text{Einsum}(\mathcal{T}, \mathcal{A}),$$

i.e. computing a V -statistic is the same as performing an **Einsum** operation. Algorithm 2 describes how V -statistics can be computed by the **Einsum** operation.

Algorithm 2 Tensorization Algorithm of V -statistics

Require:

- A kernel function $h : \mathbb{X}^m \rightarrow \mathbb{R}$ permitting a MD structure $\mathcal{H} \times \mathcal{A}$
- A sample $\mathbf{X} \in \mathbb{X}^n$ from a non-empty set \mathbb{X}

Ensure: V -statistic $\mathbb{V}(h, \mathbf{X})$

- 1: **function** VSTATS($\mathcal{H}, \mathcal{A}; \mathbf{X}$)
 - 2: $\mathcal{T} \leftarrow \text{Tensorization}(\mathcal{H}, \mathbf{X})$ ▷ see Algorithm 1
 - 3: $v \leftarrow \text{Einsum}(\mathcal{T}, \mathcal{A})$ ¹
 - 4: **return** v
 - 5: **end function**
-

The time complexity of computing a V -statistic can obviously be characterized by that of the **Einsum** operation. The essential idea is to establish a correspondence between the **Einsum** operation and the vertex elimination operation (Definition 6) over a graph associated with the **Einsum** notation.

¹In our implementation of **u-stats**, we directly call `numpy.einsum` or `pytorch.einsum`, with the summation ordering optimized by `opt-einsum`.

The time complexity can in turn be characterized by the treewidth (Definition 7) of that graph. Similar idea has also been exploited in Markov and Shi (2008), in which the time complexity of as the so-called tensor contraction operation (a special case of the Einsum operation) is also characterized via the treewidth of the underlying tensor network.

To facilitate presentation, we first introduce the notion of “decomposition graph” associated with a given Einsum notation, which captures all the information needed to establish the time complexity of computing a particular V -statistic.

Definition 10 (The Decomposition Graph Associated with an Einsum Notation). Let \mathcal{A} be an Einsum notation with no output. The decomposition graph associated with \mathcal{A} (or equivalently the decomposition signature \mathcal{A}) is a graph $G_{\mathcal{A}} = (V_{\mathcal{A}}, E_{\mathcal{A}})$ where

- $V_{\mathcal{A}} = \text{Indices}(\mathcal{A})$,
- $E_{\mathcal{A}} = \{\{i, j\} \subseteq V_{\mathcal{A}} \mid \exists A \in \mathcal{A}; \text{ such that } i, j \in \text{set}(A)\}$.

We use several concrete examples to illustrate the above definition.

Example 4 (Correspondence between the Einsum notation and the decomposition graph). Figure 1 below illustrates several examples of decomposition graphs associated with different decomposition signatures. The underlying idea is to treat each index in \mathcal{A} as a vertex and to add an edge between two vertices whenever the corresponding indices co-occur in the same tuple. Repeated tuples do not create multiple edges (see Figures 1b and 1e). Moreover, different decomposition signatures can yield the same decomposition graph (see Figures 1f and 1h).

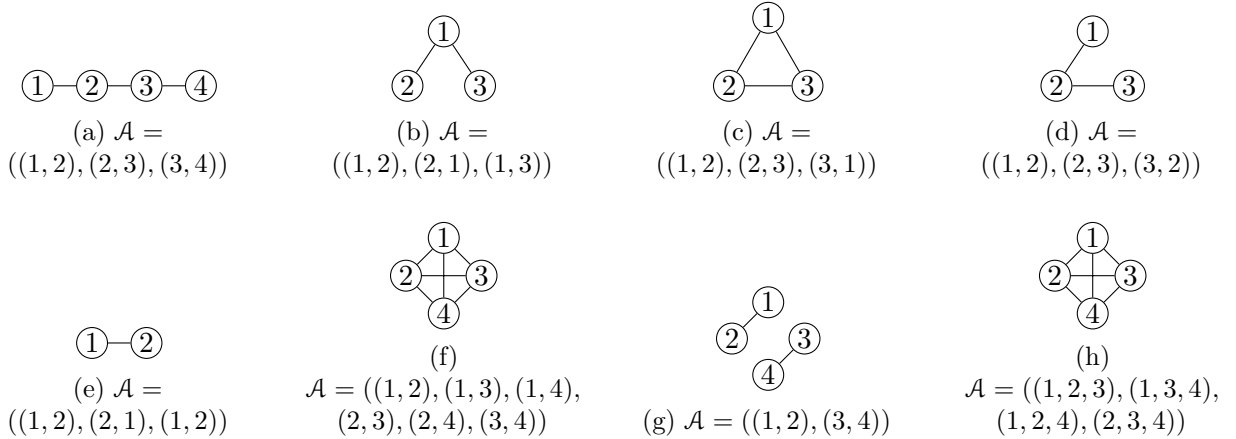


Figure 1: Examples of decomposition graphs associated with different decomposition signatures.

We are ready to present the following “optimistic” estimate of the time complexity of the Einsum operation. The proof of the proposition below is deferred to Appendix A.

Proposition 1. *Let \mathcal{A} be an Einsum notation with no output, and $G_{\mathcal{A}}$ be the corresponding decomposition graph of \mathcal{A} . Then there exists an algorithm with a particular Einsum ordering such that for any set of tensors \mathcal{T} that can be represented by the Einsum notation \mathcal{A} , the time complexity of $\text{Einsum}(\mathcal{T}, \mathcal{A})$ is $O(|\mathcal{A}|n^{\text{tw}(G_{\mathcal{A}})+1})$.*

Remark 4 (The Einsum ordering in practice). We say that the time complexity given in the above proposition is only an optimistic estimate, because although it can be achieved with the optimal Einsum ordering corresponding to the treewidth (Definition 7), this particular ordering is usually difficult to find in practice. Arnborg et al. (1987) have shown that finding the ordering that gives rise to the treewidth is an NP-complete problem. While it is ideal to evaluate $\text{Einsum}(\mathcal{T}, \mathcal{A})$ in Algorithm 2 using this optimal ordering, we decide to directly plug in the Python library `opt-einsum` (Smith and Gray, 2018) to find the ordering in practice, because such a preexisting library has been optimized and stabilized over the years. `opt-einsum` offers both heuristic strategies such as greedy algorithms or exhaustive search such as dynamic programming, but the latter can be time-consuming when dealing with large-scale problems. As mentioned in the Introduction, dynamic programming is also used in Zhang et al. (2025) for a special class of U -statistics. Since the ordering only depends on the MD structure of the kernel h , for commonly encountered kernels, one could in principle find the optimal ordering via exhaustive search without accessing the data sample and re-use this ordering whenever the same type of kernel appears. Finally, we briefly remark that `opt-einsum` uses a different scheme to describe the summation ordering from the one used in this paper. We will not describe such a difference in any detail as doing so will necessarily introduce extra notations and definitions that are only tangential to the main theme of the paper.

With Proposition 1, we immediately obtain the following optimistic estimate of the time complexity of exactly computing a V -statistic.

Corollary 1. *Let \mathbb{X} be a non-empty set, m, n be positive integers and $\mathbf{X} \in \mathbb{X}^n$. Suppose that $h : \mathbb{X}^m \rightarrow \mathbb{R}$ be a kernel that permits a MD structure $\mathcal{H} \times \mathcal{A}$ and for each $h_k \in \mathcal{H} = (h_k)_{k=1}^K$, the time complexity of evaluating h_k is of $O(1)$ and does not depend on n . Let \mathcal{T} be the tuple of tensors after applying the tensorization algorithm (Algorithm 1) to \mathcal{H} and $G_{\mathcal{A}}$ be the decomposition graph of \mathcal{A} . Then there exists an algorithm such that its time complexity of computing $\mathbb{V}(h, \mathbf{X})$ exactly is $O(|\mathcal{A}|n^{\text{tw}(G_{\mathcal{A}})+1})$.*

3.3 The Algorithm and Time Complexity of Computing U -Statistics

As discussed in Section 2.1, unlike V -statistics, U -statistics cannot be directly computed via the Einsum operation. Therefore, we first decompose a given U -statistic into a linear combination of V -statistics. Each of the V -statistic terms can then be efficiently computed through Einsum, and finally recombined to recover the original U -statistic.

To present how to decompose a U -statistic into V -statistics, several notions need to be introduced. Recall that Π_m denotes all partitions of $[m]$.

Definition 11 (V-set). Let m, n be positive integers satisfying $m \leq n$ and π be a partition of the set $[m]$. A V-set of size n w.r.t. partition π is defined as

$$\mathcal{V}(n, \pi) := \{\bar{s}_m \in [n]^m \mid \text{where for any } i, j \in [m], i, j \in Q \text{ for some } Q \in \pi \implies s_i = s_j\}.$$

If π happens to be the finest partition of $[m]$, i.e. $\pi = \{\{1\}, \{2\}, \dots, \{m\}\}$, the corresponding V-set is denoted by $\mathcal{V}(n, m)$ and in fact, $\mathcal{V}(n, m) = [n]^m$. The cardinality of the given partition π is referred to as the order of $\mathcal{V}(n, \pi)$.

Definition 12 (Restricted V -statistics). Let \mathbb{X} be a non-empty set, m, n be positive integers, π be a partition of set $[m]$ and $h : \mathbb{X}^m \rightarrow \mathbb{R}$ be a function defined on \mathbb{X}^m . For any tuple $\mathbf{X} \in \mathbb{X}^n$, the V -statistic with kernel h restricted by partition π takes the following form

$$\mathbb{V}[\pi](h, \mathbf{X}) := \sum_{\alpha \in \mathcal{V}(n, \pi)} h(\mathbf{X}[\alpha]).$$

Having introduced the above concepts, we state the following lemma that describes how to decompose a U -statistic into a linear combination of V -statistics.

Lemma 1 (Decomposition of U -statistics into V -statistics). *Let \mathbb{X} be a non-empty set and $h : \mathbb{X}^m \rightarrow \mathbb{R}$ be a kernel function. Then for any tuple $\mathbf{X} \in \mathbb{X}^n$ with $n \geq m$,*

$$\mathbb{U}(h, \mathbf{X}) = \sum_{\pi \in \Pi_m} \mu_\pi \mathbb{V}[\pi](h, \mathbf{X}),$$

where

$$\mu_\pi = (-1)^{(m-|\pi|)} \prod_{C \in \pi} (|C| - 1)!.$$

The proof of the above lemma can be found in Appendix B and leverages Möbius inversion from combinatorics. We now discuss how to extend the tensorization algorithm from V -statistics (Algorithm 1) to U -statistics. Let $\mathbb{U}(h, \mathbf{X})$ be an m -th order U -statistic with kernel function h and sample $\mathbf{X} \in \mathbb{X}^n$, where h permits a MD structure $\mathcal{H} \times \mathcal{A}$. On the surface, it seems that we have to apply Algorithm 2 to each resulting V -statistics in the decomposition given in Lemma 1. But in fact, we only need to apply Algorithm 2 once since all the resulting V -statistics can be tensorized by the same tensor tuple $\mathcal{T} = \text{TENSORIZAION}(\mathcal{H}, \mathbf{X})$.

Given any $\pi \in \Pi_m$, we can also compute the restricted V -statistic $\mathbb{V}[\pi](h, \mathbf{X})$ by turning it into a new Einsum notation \mathcal{A}_π constructed from \mathcal{A} based on π . \mathcal{A}_π simply identifies all the indices that happen to belong to the same subset of the partition π . The procedure is presented in Algorithm 3.

We then have the following identity that relates the restricted V -statistic by the partition π and the Einsum operation under the induced decomposition signature \mathcal{A}_π :

$$\mathbb{V}[\pi](h, \mathbf{X}) = \text{Einsum}(\mathcal{T}, \mathcal{A}_\pi). \quad (2)$$

One can immediately realize that (2) holds because, by Definitions 11 and 12, $\mathbb{V}[\pi](h, \mathbf{X})$ is a summation over all tuples of $[n]^m$, under the restriction that indices belonging to the same subset of the partition π need to be identified.

Algorithm 3 Induced Einsum Notation via Partition

Require:

An Einsum notation $\mathcal{A} = (A_k)_{k=1}^K$ with index set $[m]$

A partition $\pi \in \Pi_m$ of size J

Ensure: The Einsum notation \mathcal{A}_π induced by π on \mathcal{A}

```

1: function INDUCEDNOTATION( $\mathcal{A}; \pi$ )
2:   Let  $(Q_j)_{j=1}^J$  be a permutation of  $[m]$                                  $\triangleright$  Label subsets by  $j \in [J]$ 
3:   Define  $\psi: [m] \rightarrow [J]$  as the subset assignment map:
4:   function  $\psi(i)$ 
5:     return  $j$  if  $i \in Q_j$                                                  $\triangleright$  Map all indices in  $Q_j$  to  $j$ 
6:   end function
7:   Initialize  $\mathcal{A}_\pi \leftarrow \mathcal{A}$ 
8:   for  $k \in [K]$  do
9:     for  $i \in [A_k]$  do
10:       $\mathcal{A}_\pi[k][i] \leftarrow \psi(A_k[i])$                                  $\triangleright$  Replace index with its subset label
11:    end for
12:  end for
13:  return  $\mathcal{A}_\pi$ 
14: end function

```

According to Lemma 1, when computing an m -th order U -statistic, the number of V -statistics that we need to compute is the same as the total number of partitions of $[m]$, or equivalently the Bell number \mathcal{B}_m . Bell number \mathcal{B}_m grows super-exponentially with m . As a result, when the order m increases, the number of V -statistics that needs to be computed grows rapidly. Fortunately, we discover a sparsification trick to reduce the number of V -statistics in the decomposition when possible. To this end, we first introduce the following sparsified tensor list $\tilde{\mathcal{T}}$, which gives the same U -statistic as the original tensor list \mathcal{T} .

Lemma 2. *Let h be a kernel function that permits a MD structure $(\mathcal{H} = (h_k)_{k=1}^K) \times (\mathcal{A} = (A_k)_{k=1}^K)$. A tensor tuple $\mathcal{T} = (T_k)_{k=1}^K$ is constructed from \mathcal{H} as in Algorithm 1. Let $\tilde{\mathcal{T}} := (\tilde{T}_k)_{k=1}^K$ be constructed*

as follows:

$$\tilde{T}_k(\alpha) = \begin{cases} h_k(\mathbf{X}[\alpha]) & \text{if } \forall i, j \in [|A_k|] : i \neq j, \alpha[i] \neq \alpha[j] \\ 0 & \text{otherwise,} \end{cases} \quad \forall \alpha \in [n]^{|A_k|}, \forall k \in [K]. \quad (3)$$

Then it holds that

$$\mathbb{U}(\mathcal{T}, \mathcal{A}) = \mathbb{U}(\tilde{\mathcal{T}}, \mathcal{A}).$$

The proof of Lemma 2 is straightforward as none of the indices α such that $\tilde{T}_k(\alpha) \neq T_k(\alpha)$ (when the second case of (3) holds) contributes to the value of the underlying U -statistic, because by definition U -statistic sums over distinct indices. Lemma 2 suggests that some Einsum operations can be skipped when computing U -statistics.

Remark 5. After applying the sparsification trick, the only remaining terms required to compute the U -statistic $\mathbb{U}(\tilde{\mathcal{T}}, \mathcal{A})$ are the restricted V -statistics $\mathbb{V}[\pi](\tilde{\mathcal{T}}, \mathcal{A})$ associated with partitions in the set

$$\Pi_m^{\mathcal{A}} := \{\pi \in \Pi_m \mid \forall Q \in \pi, \forall A \in \mathcal{A}, |Q \cap \text{set}(A)| < 2\}. \quad (4)$$

That is, only the Einsum operations with notation \mathcal{A}_π , for which any $Q \in \pi$ contains ≤ 1 index from $\text{set}(A)$ for any $A \in \mathcal{A}$, need to be evaluated when computing $\mathbb{U}(h, \mathcal{A})$. To be more concrete, under a given partition π , if some indices are in the same component of the decomposition signature \mathcal{A} , the corresponding Einsum operation can be skipped because the result must be zero. Example 3(b) will illustrate this sparsification trick using a toy example. In Table 1 of Section 4.1, we use higher-order influence functions (HOIFs) mentioned in the beginning of this paper as a realistic example to also exhibit the effectiveness of this sparsification trick in reducing the number of V -statistics needed to compute.

With the sparsification trick, the final algorithm of computing U -statistics is displayed in Algorithm 4 below.

Example 3(b). To illustrate how the above sparsification trick manifests in concrete examples, we consider a 4-th order U -statistics, with a kernel function h has a decomposition signature $\mathcal{A} = ((1, 2), (2, 3), (3, 4))$ as in Example 3(a). This U -statistic can be decomposed into a linear combination of V -statistics as follows:

$$\begin{aligned} \mathbb{U}(\tilde{\mathcal{T}}, \mathcal{A}) &= \mathbb{V}[\{1\}\{2\}\{3\}\{4\}](\tilde{\mathcal{T}}, \mathcal{A}) - \cancel{\mathbb{V}[\{1, 2\}\{3\}\{4\}](\tilde{\mathcal{T}}, \mathcal{A})} - \mathbb{V}[\{1, 3\}\{2\}\{4\}](\tilde{\mathcal{T}}, \mathcal{A}) \\ &- \mathbb{V}[\{1, 4\}\{2\}\{3\}](\tilde{\mathcal{T}}, \mathcal{A}) - \cancel{\mathbb{V}[\{2, 3\}\{1\}\{4\}](\tilde{\mathcal{T}}, \mathcal{A})} - \mathbb{V}[\{2, 4\}\{1\}\{3\}](\tilde{\mathcal{T}}, \mathcal{A}) - \cancel{\mathbb{V}[\{3, 4\}\{1\}\{2\}](\tilde{\mathcal{T}}, \mathcal{A})} \\ &+ \cancel{\mathbb{V}[\{1, 2\}\{3, 4\}](\tilde{\mathcal{T}}, \mathcal{A})} + \mathbb{V}[\{1, 3\}\{2, 4\}](\tilde{\mathcal{T}}, \mathcal{A}) + \cancel{\mathbb{V}[\{1, 4\}\{2, 3\}](\tilde{\mathcal{T}}, \mathcal{A})} \\ &+ \cancel{2\mathbb{V}[\{1, 2, 3\}\{4\}](\tilde{\mathcal{T}}, \mathcal{A})} + \cancel{2\mathbb{V}[\{1, 2, 4\}\{3\}](\tilde{\mathcal{T}}, \mathcal{A})} + \cancel{2\mathbb{V}[\{1, 3, 4\}\{2\}](\tilde{\mathcal{T}}, \mathcal{A})} \\ &+ \cancel{2\mathbb{V}[\{2, 3, 4\}\{1\}](\tilde{\mathcal{T}}, \mathcal{A})} - \cancel{\mathbb{V}[\{1, 2, 3, 4\}](\tilde{\mathcal{T}}, \mathcal{A})}. \end{aligned}$$

Algorithm 4 Computation of U -statistics via Tensorization

Require:

A kernel function $h : \mathbb{X}^m \rightarrow \mathbb{R}$ satisfying MD $\mathcal{T} \times \mathcal{A}$

A sample $\mathbf{X} = (X_1, \dots, X_n) \in \mathbb{X}^n$

Ensure: The U -statistic $\mathbb{U}(h, \mathbf{X})$

```

1: function USTATS( $\mathcal{T}, \mathcal{A}; \mathbf{X}$ )
2:   Let  $\tilde{\mathcal{T}}$  be constructed as in Lemma 2
3:   Initialize  $u \leftarrow 0$ 
4:   for  $\pi \in \Pi_m$  do
5:     if  $\forall Q \in \pi, \forall A \in \mathcal{A}; |Q \cap \text{set}(A)| < 2$  then
6:        $\mu_\pi \leftarrow (-1)^{m-|\pi|} \prod_{C \in \pi} (|C| - 1)!$  ▷ See Lemma 1
7:        $\mathcal{A}_\pi \leftarrow \text{INDUCEDNOTATION}(\mathcal{A}; \pi)$  ▷ See Algorithm 3
8:        $v_\pi \leftarrow \text{Einsum}(\tilde{\mathcal{T}}, \mathcal{A}_\pi)$  (see footnote 1)
9:        $u \leftarrow u + \mu_\pi v_\pi$ 
10:    end if
11:  end for
12:  return  $u$ 
13: end function

```

As shown in the above display, there were originally 15 V -statistics in total, whereas only 5 V -statistics are left after applying the sparsification trick! Taking the second term $\mathbb{V}[\{1, 2\}\{3\}\{4\}](\tilde{\mathcal{T}}, \mathcal{A})$ on the RHS of the above display as an example: $\mathbb{V}[\{1, 2\}\{3\}\{4\}](\tilde{\mathcal{T}}, \mathcal{A}) \equiv 0$ because the intersection between $Q = \{1, 2\}$ and $A_1 = (1, 2)$ is 2, violating the criterion described in (4).

Armed with the above preparations, we can bound the time complexity of exactly computing U -statistics using Proposition 1. Given a partition π and the decomposition signature \mathcal{A} , the decomposition graph corresponding to induced Einsum notation \mathcal{A}_π can be characterized by the quotient graph $G_{\mathcal{A}}/\pi$ (see Definition 8) of the decomposition graph $G_{\mathcal{A}}$ induced by π .

Corollary 2. *Let $G_{\mathcal{A}}$ be the decomposition graph of \mathcal{A} . Under the same conditions of Corollary 1, there exists an algorithm such that the time complexity of computing the U -statistic $\mathbb{U}(h, \mathbf{X})$ is $O(|\mathcal{A}| \sum_{l=1}^M N_l n^{l+1})$, where*

$$M := \max\{\text{tw}(G_{\mathcal{A}}/\pi) \mid \pi \in \Pi_m^{\mathcal{A}}\},$$

$$N_l := |\{\pi \in \Pi_m^{\mathcal{A}} \mid \text{tw}(G_{\mathcal{A}}/\pi) = l\}|, \forall l \in [M].$$

and $\Pi_m^{\mathcal{A}}$ is defined in (4).

Remark 6. In the above result, quantities N_l and M are introduced. N_l is the number of partitions in $\Pi_m^{\mathcal{A}}$ such that the treewidth of the decomposition graph $G_{\mathcal{A}}$ quotient by π is l , is defined. Although abstract, N_l and M can in principle be computed for concrete examples. For instance, in Section 4.1, we report the values of M for HOIF estimators between orders 2 to 12; see the last column of

Table 1. At this moment, we are not yet aware of a good strategy to count N_l , except a loose upper bound by the total number of V -statistics in the decomposition; see the third column of Table 1.

Remark 7. In this paper, we have used the treewidth of the decomposition graph (or its quotient as in Corollary 2) to characterize the optimistic time-complexity of exactly computing U/V -statistics, and the Einsum operation. Although treewidth has been a widely used concept for establishing the time-complexity of algorithms on graphs (Dong et al., 2021), it is in general nontrivial to compute or derive a tight bound. To our knowledge, Theorem 4.7 in Kneis et al. (2009) proved a bound for treewidth linear in the edge size. We do not know if this bound can be further improved. We will discuss this as an open problem at the end of this paper (Section 5).

Before moving on to applications of our algorithm in the next section, we summarize the steps of exactly computing a U -statistic using our proposed algorithm. Given a U -statistic kernel h and a sample \mathbf{X} :

- (1) tensorize h into \mathcal{T} (Algorithm 1) and construct $\tilde{\mathcal{T}}$ as in Lemma 2;
- (2) for each possible partition π in Π_m , obtain the corresponding Einsum notation \mathcal{A}_π (Algorithm 3) and evaluate the corresponding V -statistic using the Einsum operation;
- (3) add all evaluated V -statistics together sequentially as in Algorithm 4.

4 Examples and Numerical Results

In this section, we evaluate the performance of our new algorithm for computing U/V -statistics exactly in three concrete statistical applications, including computing higher-order influence functions (Section 4.1), computing motif counts in random graphs (Section 4.2) and computing distance covariance measures (Section 4.3).

As mentioned, we have made our algorithm available for public use as a Python package `u-stats`, which is available to download from either its GitHub repository (clicking `u-stats`) or the Python package index `PyPi` by typing the following on the command line:

```
pip install u-stats
```

We also refer interested readers to the GitHub link for how to implement `u-stats` in practice.

4.1 Application 1: Higher-Order Influence Functions

As mentioned in the Introduction, Higher-Order Influence Functions (HOIFs) (Robins et al., 2008, 2016) can help construct rate-optimal estimators for important parameters such as the treatment-specific mean under ignorability under certain complexity-reducing assumptions on the data generating mechanism. However, estimators constructed via HOIFs are high-order U -statistics,

which are time-consuming to compute in practice. Fortunately, the HOIF estimator of ATE is a sum of U -statistics, each of which has kernel satisfying the MD structure as in Definition 9. In the setting of an unconfounded observational study, we often have access to a sample tuple $\mathbf{X} \equiv (X_i \equiv (Z_i, A_i, Y_i))_{i=1}^n$ of size n , where $Z \in \mathbb{R}^d$ denotes the baseline covariates, $A \in \{0, 1\}$ denotes a binary treatment variable and Y denotes the outcome of interest. According to Robins et al. (2008), with a k -dimensional dictionary $\phi : \mathbb{R}^d \rightarrow \mathbb{R}^k$, an m -th order influence function estimator of the treatment-specific mean reads as

$$\hat{\tau}_m = \sum_{j=2}^m (-1)^j \mathbb{U}(h^{(j)}, \mathbf{X}),$$

where for every $j = 2, \dots, m$, given $\bar{i}_j \in [n]^j$,

$$h^{(j)}(\mathbf{X}[\bar{i}_j]) = A_{i_1} \phi(Z_{i_1})^\top \left\{ \prod_{s=3}^j \left(A_{i_s} \phi(Z_{i_s}) A_{i_s} \phi(Z_{i_s})^\top - \mathbb{I} \right) \right\} \phi(Z_{i_2}) Y_{i_2}$$

and we assume for simplicity that the population mean of $A\phi(Z)\phi(Z)^\top$ is \mathbb{I} .

$\hat{\tau}_m$ can be rewritten as a sum over j -th order U -statistic with kernel $h^{(j)}$ satisfying the MD structure, for $j = 2, \dots, m$. To see this, without loss of generality we consider $j = m$ and rewrite $\mathbb{U}(h^{(m)}, \mathbf{X})$ as

$$\mathbb{U}(h^{(m)}, \mathbf{X}) = \sum_{j=0}^{m-2} \binom{m-2}{j} \frac{1}{\binom{n}{j} j!} \mathbb{U}(h_j^{(m)}, \mathbf{X}).$$

where for any $\bar{i}_j \in [n]^j$,

$$h_j^{(m)}(\mathbf{X}[\bar{i}_j]) := A_{i_1} \phi(Z_{i_1})^\top \left\{ \prod_{s=3}^j A_{i_s} \phi(Z_{i_s}) A_{i_s} \phi(Z_{i_s})^\top \right\} \phi(Z_{i_2}) Y_{i_2}. \quad (5)$$

Then obviously $h_j^{(m)}$ permits a MD structure by letting $f_l(X_1, X_2) := A_1 \phi(Z_1)^\top A_2 \phi(Z_2)$ for $l < j$ and $f_j(X_1, X_2) := A_1 \phi(Z_1)^\top \phi(Z_2) Y_2$. The corresponding decomposition signature of $h_j^{(m)}$ is $((i, i+1))_{i=1}^{j-1}$, which is denoted by $\mathcal{A}_{\text{HOIF}, j}$, so the decomposition graph of $\mathcal{A}_{\text{HOIF}, j}$ is a chain graph with $e = j - 1$ edges.

We also demonstrate the effectiveness of the sparsification trick using the HOIF example (see Lemma 2). The following table enlists the total number of V -statistics and the number of floating-point operations (FLOPs) that need to be computed before and after applying the sparsification trick when the sample size is 10^4 . The rightmost column of Table 1 also records the value of M defined in Corollary 2. The derivation of this column can be found in Appendix C.2 (and unfortunately we do not know a more systematic way of deriving these).

In Tables 2 and 3, we report the average runtime over 3 runs when computing the U -statistic

Table 1: Exact number of floating-point operations (FLOPs), V -statistic decompositions, and intermediate tensor sizes across HOIF orders from 2 to 12, with and without the sparsification trick, where the Einsum ordering is found by applying `opt-einsum` with optimization scheme `greedy`. Sample size is fixed at $n = 10000$.

| Order (m) | V-stat terms (Bell number) | V-stat terms (sparsification) | FLOPs (initial) | FLOPs (sparsification) | M |
|---------------|-------------------------------|----------------------------------|--------------------------|---------------------------|-----|
| 2 | 2 | 1 | 2.00020×10^8 | 2.00000×10^8 | 1 |
| 3 | 5 | 2 | 2.00060×10^{12} | 2.00020×10^{12} | 1 |
| 4 | 15 | 5 | 8.00310×10^{12} | 4.00150×10^{12} | 2 |
| 5 | 52 | 15 | 5.20133×10^{13} | 2.60045×10^{13} | 2 |
| 6 | 203 | 52 | 2.94069×10^{14} | 1.20020×10^{14} | 2 |
| 7 | 877 | 203 | 1.78236×10^{15} | 6.32091×10^{14} | 2 |
| 8 | 4140 | 877 | 2.31054×10^{17} | 2.23430×10^{17} | 3 |
| 9 | 21147 | 4140 | 5.29126×10^{18} | 3.47959×10^{18} | 3 |
| 10 | 115975 | 21147 | 2.07990×10^{21} | 2.04048×10^{21} | 3 |
| 11 | 678570 | 115975 | 5.50026×10^{22} | 3.72144×10^{22} | 4 |
| 12 | 4213597 | 678570 | 1.13401×10^{24} | 6.62181×10^{23} | 4 |

$\mathbb{U}(h_j^{(m)}, \mathbf{X})$ where kernel function $h_j^{(m)}$ is as in (5) with $m = 7$ and $j \in \{2, 3, \dots, 7\}$ and sample size $n \in \{1000, 2000, 4000, 8000, 10000\}$, respectively using CPU parallel computation and using a single GPU. We would like to highlight that even when $m = 7$, $n = 10000$, it only takes about 5 minutes using our new package `u-stats`, with CPU parallel computation. If one instead has access to a single GPU, the runtime even reduces to about 12 seconds, a substantial speedup! We remark in passing that all the runtime reported in Table 2 and Table 3 excludes the time of kernel evaluation and tensorization.

Table 2: Average runtime (in seconds) using CPU parallel computation. Experiments were conducted on Intel Xeon ICX Platinum 8358 CPUs (2.6GHz, 64 total cores) with memory of 512 GB, evaluated across varying sample sizes and orders of HOIF-type U -statistics.

| Order | 1000 | 2000 | 4000 | 8000 | 10000 |
|-------|---------|---------|----------|-----------|-----------|
| 2 | 0.64 | 0.00141 | 0.01298 | 0.03174 | 0.04746 |
| 3 | 0.00396 | 0.01518 | 0.07392 | 0.26849 | 0.45976 |
| 4 | 0.02321 | 0.07313 | 0.32765 | 2.09545 | 2.36766 |
| 5 | 0.09853 | 0.36239 | 1.71419 | 9.11349 | 14.21350 |
| 6 | 0.38878 | 1.47719 | 7.44444 | 40.22143 | 58.85063 |
| 7 | 1.91677 | 6.75947 | 34.08805 | 195.31414 | 290.54295 |

Table 3: Average runtime (in seconds) using a single GPU (NVIDIA RTX 4090, 24GB) with parallel computation, across varying sample sizes and orders of HOIF-type U -statistics.

| Order | 1000 | 2000 | 4000 | 8000 | 10000 |
|-------|---------|---------|---------|---------|----------|
| 2 | 0.00184 | 0.00151 | 0.00155 | 0.00238 | 0.00339 |
| 3 | 0.00172 | 0.00147 | 0.00193 | 0.00577 | 0.00745 |
| 4 | 0.00305 | 0.00353 | 0.00707 | 0.03612 | 0.06245 |
| 5 | 0.00835 | 0.01089 | 0.03456 | 0.19807 | 0.36160 |
| 6 | 0.02608 | 0.03906 | 0.16981 | 1.12072 | 2.13328 |
| 7 | 0.12031 | 0.19132 | 0.91884 | 6.45225 | 12.21350 |

4.2 Application 2: Motif Counts in Random Graph Models and Networks

Motif (or subgraph) counts refer to the number of occurrences of a particular subgraph type r within a larger graph G , denoted by $C(r, G)$. These counts, also known as network moments, are crucial for understanding the structural properties of random graph models often used to model real-world networks. Interestingly, motif counts can be equivalently represented as U -statistics. Leveraging this observation, we show that various motif counts can be computed using a single Einsum operation. While this approach may not capture fine-grained structural information such as sparsity of the adjacency matrix, it is highly efficient in the context of dense graphs, significantly outperforming a popular software called `igraph` designed for computing motif counts.

Motif counts in a simple graph G with n vertices and the adjacency matrix $A \in \{0, 1\}^{n \times n}$ can be represented as U -statistics of the following form:

$$C(r, G) = \frac{1}{|\text{Aut}(r)|} \sum_{\bar{i}_m \in \text{Perm}(n, m)} h_r(\bar{i}_m; A),$$

where the kernel function h_r encodes the motif structure, and $|\text{Aut}(r)|$ denotes the number of automorphisms of motif r , which counts the number of symmetric repetitions.

To be concrete, letting $B \equiv 1 - A$, the corresponding U -statistics for motif counts for specific 3-vertex motifs and 4-vertex motifs (see Figure 2 for which motifs r_1 to r_8 encode) read as follows:

$$\begin{aligned} C(r_1, G) &= \frac{1}{2} \sum_{\bar{i}_3 \in \text{Perm}(n, 3)} A_{i_1, i_2} A_{i_2, i_3} B_{i_3, i_1}, \\ C(r_2, G) &= \frac{1}{6} \sum_{\bar{i}_3 \in \text{Perm}(n, 3)} A_{i_1, i_2} A_{i_2, i_3} A_{i_3, i_1}, \\ C(r_3, G) &= \frac{1}{6} \sum_{\bar{i}_4 \in \text{Perm}(n, 4)} A_{i_1, i_2} A_{i_1, i_3} A_{i_1, i_4} B_{i_2, i_3} B_{i_2, i_4} B_{i_3, i_4}, \\ C(r_4, G) &= \frac{1}{2} \sum_{\bar{i}_4 \in \text{Perm}(n, 4)} A_{i_1, i_2} B_{i_1, i_3} B_{i_1, i_4} A_{i_2, i_3} B_{i_2, i_4} A_{i_3, i_4}, \end{aligned}$$

$$\begin{aligned}
C(r_5, G) &= \frac{1}{2} \sum_{\bar{i}_4 \in \text{Perm}(n,4)} A_{i_1,i_2} A_{i_1,i_3} B_{i_1,i_4} A_{i_2,i_3} B_{i_2,i_4} A_{i_3,i_4}, \\
C(r_6, G) &= \frac{1}{8} \sum_{\bar{i}_4 \in \text{Perm}(n,4)} A_{i_1,i_2} B_{i_1,i_3} A_{i_1,i_4} A_{i_2,i_3} B_{i_2,i_4} A_{i_3,i_4}, \\
C(r_7, G) &= \frac{1}{4} \sum_{\bar{i}_4 \in \text{Perm}(n,4)} A_{i_1,i_2} A_{i_1,i_3} A_{i_1,i_4} A_{i_2,i_3} A_{i_2,i_4} B_{i_3,i_4}, \\
C(r_8, G) &= \frac{1}{24} \sum_{\bar{i}_4 \in \text{Perm}(n,4)} A_{i_1,i_2} A_{i_1,i_3} A_{i_1,i_4} A_{i_2,i_3} A_{i_2,i_4} A_{i_3,i_4}.
\end{aligned}$$

We compare our package **u-stats** with **igraph** (Csardi and Nepusz, 2006) on exactly computing all 3-vertex and all 4-vertex motif counts. **igraph** computes motif counts by using a highly optimized algorithm based on Wernicke and Rasche (2006).

We generate random graphs using the classical Erdős-Rényi model $G(n, p)$, where each of the $\binom{n}{2}$ possible edges between n vertices is present independently with probability p . We report the runtime comparisons in Table 4 and Table 5. All experiments were conducted on a server equipped with Intel Xeon Platinum 8358 CPUs (2.6GHz, 64 cores) and memory of 512 GB. Our implementation makes full use of all 64 CPU cores via multiprocessing, while **igraph** runs in a single-threaded setting, due to its current implementation limitation.

To quantify the performance, we consider two metrics:

- **Speedup**: the ratio of **igraph** runtime to the runtime of **u-stats** with parallel computation;
- **Single-core speedup**: a very rough estimate of per-core speedup, computed as the speedup divided by the number of cores (i.e. 64).

As shown in Table 4 and Table 5, **igraph** has better runtime performance than **u-stats** when p is small, corresponding to a sparse graph. Because **u-stats** is designed as a general purpose package for computing U -statistics, we do not further take into account the potential sparsity of the adjacency matrix. When p increases (i.e., as the graph becomes denser), the runtime of **igraph** grows considerably even when p is as low as 0.1. Yet **u-stats** still maintains roughly the same runtime throughout, which is much faster than that of **igraph** when p grows.

4.3 Application 3: Distance Covariance Measures for Independence Testing

In the last example, we revisit the problem considered in Section 5.1 of Shao et al. (2025), which concerns the problem of computing the squared distance covariance dCov^2 , a recently proposed dependence measure between two random vectors (Székely et al., 2007; Yao et al., 2018). In particular, let $O_i := (X_i, Y_i), i \in [n]$ be the observed sample. $\text{dCov}^2(X, Y)$ can then be written as a

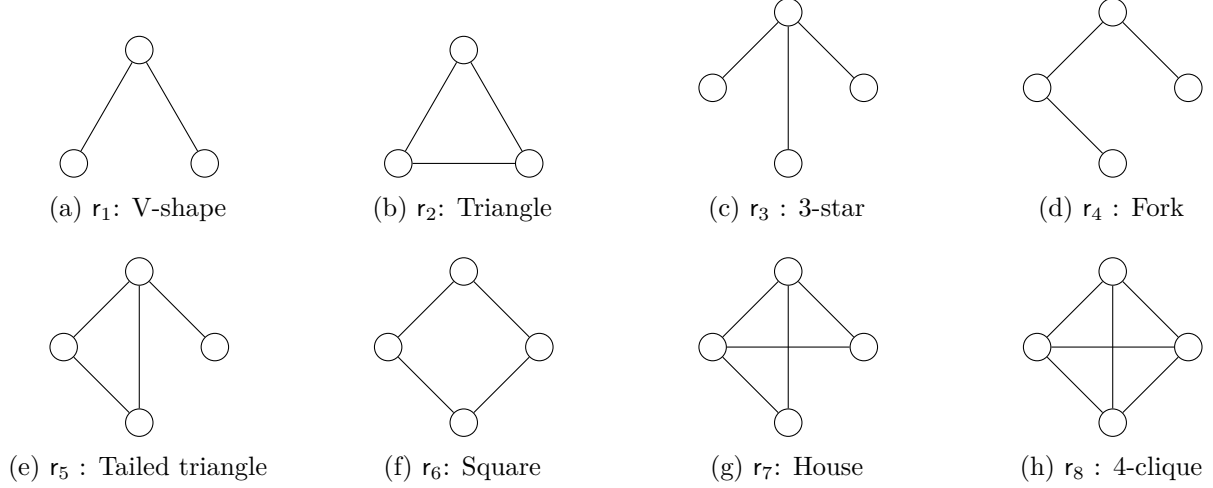


Figure 2: All non-degenerate isomorphism classes of 3-vertex and 4-vertex simple undirected graphs.

Table 4: Runtime comparison of exact all 3-vertex motif counts using **u-stats** and **igraph** on Erdős-Rényi graphs $G(n, p)$ with $n = 5623$. Experiments were run on Intel Xeon ICX Platinum 8358 CPUs (2.6GHz, 64 total cores) with memory of 512 GB. “Speedup ratio” compares **igraph** to our parallel method; “single core speedup” assumes single-core execution.

| Edge Prob. p | u-stats Time (s) | igraph Time (s) | Speedup Ratio | Single-Core Speedup |
|-------------------|----------------------------|---------------------------|------------------|------------------------|
| 0.001 | 0.617 | 0.025 | 0.040 | 0.001 |
| 0.005 | 0.649 | 0.353 | 0.544 | 0.008 |
| 0.010 | 0.692 | 1.795 | 2.595 | 0.041 |
| 0.020 | 0.783 | 10.594 | 13.529 | 0.211 |
| 0.050 | 1.038 | 136.272 | 131.288 | 2.051 |
| 0.080 | 1.298 | 514.702 | 396.415 | 6.194 |
| 0.100 | 1.453 | 960.299 | 660.690 | 10.323 |
| 0.150 | 1.864 | 3003.490 | 1611.389 | 25.178 |
| 0.200 | 2.275 | 6725.515 | 2955.656 | 46.182 |

4-th order U -statistic

$$\text{dCov}^2(X, Y) = \frac{(n-4)!}{n!} \sum_{\bar{i}_4 \in \text{Perm}([n], 4)} \left(h_1(O_{i_1}, O_{i_2})h_2(O_{i_3}, O_{i_4}) + h_1(O_{i_1}, O_{i_2})h_2(O_{i_1}, O_{i_2}) \right. \\ \left. - h_1(O_{i_1}, O_{i_2})h_2(O_{i_1}, O_{i_3}) - h_1(O_{i_1}, O_{i_2})h_2(O_{i_2}, O_{i_4}) \right),$$

where $h_1(O_i, O_j) := \|X_i - X_j\|_2$ and $h_2(O_i, O_j) := \|Y_i - Y_j\|_2$ for $i, j \in [n]$. Here $\|\cdot\|_2$ denotes the vector ℓ_2 -norm.

Quoting from Table 5 of [Shao et al. \(2025\)](#), it takes “8099.73 seconds” to compute dCov^2 with

Table 5: Runtime comparison of exact all 4-vertex motif counts using **u-stats** and **igraph** on Erdős-Rényi graphs $G(n, p)$ with $n = 2000$. Experiments were run on Intel Xeon ICX Platinum 8358 CPUs (2.6GHz, 64 total cores) with memory of 512 GB. “Speedup ratio” compares **igraph** to our parallel method; “single core speedup” assumes single-core execution.

| Edge Prob. p | u-stats Time (s) | igraph Time (s) | Speedup Ratio | Single-Core Speedup |
|-------------------|----------------------------|---------------------------|------------------|------------------------|
| 0.001 | 70.959 | 0.004 | 0. | 0. |
| 0.005 | 71.947 | 0.168 | 0.002 | 0. |
| 0.010 | 68.463 | 1.453 | 0.021 | 0. |
| 0.020 | 65.634 | 15.573 | 0.237 | 0.004 |
| 0.050 | 65.786 | 394.532 | 5.997 | 0.094 |
| 0.080 | 66.866 | 2371.373 | 35.465 | 0.554 |
| 0.100 | 68.219 | 5396.057 | 79.099 | 1.236 |
| 0.150 | 65.969 | 23003.041 | 348.692 | 5.448 |
| 0.200 | 65.259 | 61796.760 | 946.940 | 14.796 |

$n = 138$ among 11 random vectors. Each vector corresponds to a different stock sector—such as Health Care or Industrials—and its components represent the monthly log-returns of individual stocks within that sector, using historical S&P 500 data. To bypass such a high computational burden, [Shao et al. \(2025\)](#) resort to computing a randomized incomplete U -statistic instead. In the same Table 5, [Shao et al. \(2025\)](#) demonstrated that there is indeed a significant speedup when using randomized incomplete U -statistics. It is noteworthy that another motivation of [Shao et al. \(2025\)](#) to use randomized incomplete U -statistic is due to its asymptotic normality ([Chen and Kato, 2019](#)) even when the original complete U -statistic has a Gaussian chaos limiting distribution. But we will not further discuss this issue as it is not directly relevant to the main theme of our paper.

In Table 6, we display the average runtime over 10 runs of exactly computing dCov^2 using our package **u-stats**, or computing dCov^2 exactly or approximately with the randomized incomplete U -statistic using the MATLAB code attached in the supplementary materials of [Shao et al. \(2025\)](#). We rerun the code of [Shao et al. \(2025\)](#) together with **u-stats** on the same computing platform to ensure a fair comparison. In particular, the algorithm proposed in [Shao et al. \(2025\)](#) will randomly choose $O(n^\alpha)$ permutations, with $\alpha > 0$ a tuning parameter determined by the available computation budget. By choosing $\alpha < 4$, the running time will be reduced compared to $O(n^4)$. We vary the tuning parameter α within the set $\{1.5, 2, 2.5\}$. Our package **u-stats** again exhibits quite impressive runtime performance: **u-stats** without parallel computation takes slightly shorter time than the randomized incomplete U -statistic when $\alpha = 2$, whereas **u-stats** with parallel computation takes less than half of the time as the case when $\alpha = 1.5$!

Table 6: Runtime (in seconds) comparison of various methods for computing dCov^2 . Experiments were run on Intel Xeon ICX Platinum 8358 CPUs (2.6GHz, 64 total cores) with memory of 512 GB.

| <code>u-stats</code> | | Shao et al. (2025)’s MATLAB code | | | |
|----------------------|----------|----------------------------------|------------------------------|------------------------------|-----------|
| No Parallel | Parallel | Randomized $\alpha = 1.5$ | Randomized $\alpha = 2.0$ | Randomized $\alpha = 2.5$ | Complete |
| 4.0928 | 0.1847 | 0.4211 | 4.5744 | 53.0265 | 3395.4001 |

5 Concluding Remarks

In this paper, we have conducted a delicate and systematic study on computing and the complexity of computing higher-order U -statistics (and also V -statistics), exactly. Explicit connections between the complexity of computing higher-order U/V -statistics and concepts from tensor computation and graph theory are established. An accompanying Python package `u-stats` is provided to help practitioners compute U/V -statistics more efficiently in applications. Although Python becomes more and more popular among statisticians (Dai and Qiu, 2023), an R interface of `u-stats` will also be available in due course. It will also be interesting to test `u-stats` on other problems involving U -statistics (Qiu et al., 2024; Shen and Meinshausen, 2025).

One limitation of our work is that we prioritize time complexity over space complexity. As a result, when we need to store a very high-order tensor, the sample size n cannot be too large – this is why we have only evaluated the performance of `u-stats` on computing HOIF estimators with order $m \leq 7$ when $n = 10000$. An important future direction is thus to explore how to balance the time-complexity and space-complexity when the sample size n is large.

Finally, we conclude our paper with an open problem that we ourselves find intriguing. As we indicated in Remark 7 at the end of Section 3, the treewidth of the decomposition graph associated with the Einsum notation of the underlying V -statistic relates to its time complexity. But the treewidth of a graph is not easy to compute either analytically (Harvey and Wood, 2018) or numerically (Arnborg et al., 1987). It will be interesting to get a sharp bound on treewidth using the number of vertices or edges of the graph. As mentioned in Remark 7, Kneis et al. (2009) has proved that the treewidth is bounded at most linearly by the edge size, or more precisely bounded by $e/5.769 + O(\log n)$ where $n := |V|$ denotes the number of vertices in G . Yet we do not know if this bound can be further improved. Below we provide the maximum tree-width possible for edge size no greater than 15, to hopefully serve as a starting point of fully addressing this problem.

Observation 1 (Treewidth of Graphs with a Given Number of Edges). *Let*

$$t(e) := \max \{ \text{tw}(G) \mid G \text{ is a graph where } |E(G)| = e \}.$$

We have computed the exact values of $t(e)$ for all $1 \leq e \leq 15$ as follows:

$$t(e) = \begin{cases} 1 & e \in \{1, 2\}, \\ 2 & e \in \{3, 4, 5\}, \\ 3 & e \in \{6, 7, 8, 9\}, \\ 4 & e \in \{10, 11, 12, 13, 14\}, \\ 5 & e = 15. \end{cases}$$

The proof can be found in Appendix C.1. However, extending the above result to $e > 15$ is currently beyond our reach.

References

- Stefan Arnborg, Derek G Corneil, and Andrzej Proskurowski. Complexity of finding embeddings in a k -tree. *SIAM Journal on Algebraic Discrete Methods*, 8(2):277–284, 1987.
- Mona Azadkia and Sourav Chatterjee. A simple measure of conditional dependence. *The Annals of Statistics*, 49(6):3070–3102, 2021.
- Massimo Bernaschi, Isidoro González-Adalid Pemartín, Víctor Martín-Mayor, and Giorgio Parisi. The quantum transition of the two-dimensional Ising spin glass. *Nature*, 631:749–754, 2024.
- Mark Blacher, Christoph Staudt, Julien Klaus, Maurice Wenig, Niklas Merk, Alexander Breuer, Max Engel, Sören Laue, and Joachim Giesen. Einsum benchmark: Enabling the development of next-generation tensor execution engines. In *Proceedings of the 38th International Conference on Neural Information Processing Systems*, pages 98033–98048, 2024.
- Gunnar Blom. Some properties of incomplete U -statistics. *Biometrika*, 63(3):573–580, 1976.
- Hans L Bodlaender and Arie MCA Koster. Treewidth computations I. Upper bounds. *Information and Computation*, 208(3):259–275, 2010.
- Matteo Bonvini and Edward H Kennedy. Fast convergence rates for dose-response estimation. *arXiv preprint arXiv:2207.11825*, 2022.
- Matteo Bonvini, Edward H Kennedy, Oliver Dukes, and Sivaraman Balakrishnan. Doubly-robust inference and optimality in structure-agnostic models with smoothness. *arXiv preprint arXiv:2405.08525*, 2024.
- Christoph Breunig and Xiaohong Chen. Adaptive, rate-optimal hypothesis testing in nonparametric IV models. *Econometrica*, 92(6):2027–2067, 2024.

- Anirban Chatterjee, Soham Dan, and Bhaswar B Bhattacharya. Higher-order graphon theory: Fluctuations, degeneracies, and inference. *arXiv preprint arXiv:2404.13822*, 2024.
- Sourav Chatterjee. A new coefficient of correlation. *Journal of the American Statistical Association*, 116(536):2009–2022, 2021.
- Xiaohui Chen and Kengo Kato. Randomized incomplete U -statistics in high dimensions. *The Annals of Statistics*, 47(6):3127–3156, 2019.
- Stéphan Cléménçon, Gábor Lugosi, and Nicolas Vayatis. Ranking and empirical minimization of U -statistics. *The Annals of Statistics*, 36(2):844–874, 2008.
- Stéphan Cléménçon, Sylvain Robbiano, and Jessica Tressou. Maximal deviations of incomplete U -statistics with applications to empirical risk sampling. In *Proceedings of the 2013 SIAM International Conference on Data Mining*, pages 19–27. SIAM, 2013.
- Gabor Csardi and Tamas Nepusz. The **igraph** software package for complex network research. *InterJournal, Complex Systems*:1695, 2006.
- Ben Dai and Yixuan Qiu. ReHLine: regularized composite ReLU-ReHU loss minimization with linear computation and linear convergence. In *Proceedings of the 37th International Conference on Neural Information Processing Systems*, pages 14366–14386, 2023.
- Sally Dong, Yin Tat Lee, and Guanghai Ye. A nearly-linear time algorithm for linear programs with small treewidth: A multiscale representation of robust central path. In *Proceedings of the 53rd Annual ACM SIGACT Symposium on Theory of Computing (STOC)*, pages 1784–1797, 2021.
- Samuel Frederick Edwards and Phil W Anderson. Theory of spin glasses. *Journal of Physics F: Metal Physics*, 5(5):965, 1975.
- Albert Einstein. Die Grundlage der allgemeinen Relativitätstheorie. *Annalen der Physik*, 354(7):769–822, 1916.
- F Richard Guo and Rajen D Shah. Rank-transformed subsampling: Inference for multiple data splitting and exchangeable p-values. *Journal of the Royal Statistical Society Series B: Statistical Methodology*, 87(1):256–286, 2025.
- Daniel J Harvey and David R Wood. The treewidth of line graphs. *Journal of Combinatorial Theory, Series B*, 132:157–179, 2018.
- Miguel A Hernán and James M Robins. *Causal Inference: What If*. Boca Raton: Chapman & Hall/CRC, 2023.

- Svante Janson. The asymptotic distributions of incomplete U -statistics. *Zeitschrift für Wahrscheinlichkeitstheorie und Verwandte Gebiete*, 66(4):495–505, 1984.
- Jiashun Jin, Tracy Ke, Bingcheng Sui, and Zhenggang Wang. Counting cycles with DeepSeek. *arXiv preprint arXiv:2505.17964*, 2025.
- Julien Klaus, Mark Blacher, and Joachim Giesen. Compiling tensor expressions into Einsum. In *International Conference on Computational Science*, pages 129–136. Springer, 2023.
- Joachim Kneis, Daniel Mölle, Stefan Richter, and Peter Rossmanith. A bound on the pathwidth of sparse graphs with applications to exact algorithms. *SIAM Journal on Discrete Mathematics*, 23(1):407–427, 2009.
- Daphne Koller and Nir Friedman. *Probabilistic graphical models: Principles and techniques*. MIT Press, 2009.
- Weihaio Kong and Gregory Valiant. Estimating learnability in the sublinear data regime. In *Proceedings of the 32nd International Conference on Neural Information Processing Systems*, pages 5460–5469, 2018.
- Lei Li, Zhenli Xu, and Yue Zhao. A random-batch Monte Carlo method for many-body systems with singular kernels. *SIAM Journal on Scientific Computing*, 42(3):A1486–A1509, 2020.
- Yuyang Liu, Shan Luo, and Jialiang Li. Hypothesis tests in ordinal predictive models with optimal accuracy. *Biometrics*, 80(3):ujae079, 2024.
- Michael W Mahoney. Randomized algorithms for matrices and data. *Foundations and Trends® in Machine Learning*, 3(2):123–224, 2011.
- Igor L Markov and Yaoyun Shi. Simulating quantum computation by contracting tensor networks. *SIAM Journal on Computing*, 38(3):963–981, 2008.
- Matey Neykov, Sivaraman Balakrishnan, and Larry Wasserman. Minimax optimal conditional independence testing. *The Annals of Statistics*, 49(4):2151–2177, 2021.
- Krzysztof Nowicki and John C Wierman. Subgraph counts in random graphs using incomplete U -statistics methods. *Discrete Mathematics*, 72(1-3):299–310, 1988.
- Judea Pearl. *Probabilistic reasoning in intelligent systems: networks of plausible inference*. Morgan Kaufmann, 1988.
- Rui Qiu, Shuntuo Xu, and Zhou Yu. Neural networks meet random forests. *Journal of the Royal Statistical Society Series B: Statistical Methodology*, 86(5):1435–1454, 2024.

- James Robins, Lingling Li, Eric Tchetgen Tchetgen, and Aad van der Vaart. Higher order influence functions and minimax estimation of nonlinear functionals. In *Probability and Statistics: Essays in Honor of David A. Freedman*, pages 335–421. Institute of Mathematical Statistics, 2008.
- James Robins, Lingling Li, Eric Tchetgen Tchetgen, and Aad van der Vaart. Technical report: Higher order influence functions and minimax estimation of nonlinear functionals. *arXiv preprint arXiv:1601.05820*, 2016.
- James M Robins, Lingling Li, Rajarshi Mukherjee, Eric Tchetgen Tchetgen, and Aad van der Vaart. Minimax estimation of a functional on a structured high-dimensional model. *The Annals of Statistics*, 45(5):1951–1987, 2017.
- Meijia Shao, Dong Xia, and Yuan Zhang. U-statistic reduction: Higher-order accurate risk control and statistical-computational trade-off. *Journal of the American Statistical Association*, pages 1–14, 2025.
- Xinwei Shen and Nicolai Meinshausen. Engression: Extrapolation through the lens of distributional regression. *Journal of the Royal Statistical Society Series B: Statistical Methodology*, 87(3):653–677, 2025.
- Ilya Shpitser, Thomas S Richardson, and James M Robins. An efficient algorithm for computing interventional distributions in latent variable causal models. In *Proceedings of the Twenty-Seventh Conference on Uncertainty in Artificial Intelligence*, pages 661–670, 2011.
- Daniel G A Smith and Johnnie Gray. `opt_einsum` – A Python package for optimizing contraction order for einsum-like expressions. *Journal of Open Source Software*, 3(26):753, 2018.
- E Miles Stoudenmire. Learning relevant features of data with multi-scale tensor networks. *Quantum Science and Technology*, 3(3):034003, 2018.
- Gábor J Székely, Maria L Rizzo, and Nail K Bakirov. Measuring and testing dependence by correlation of distances. *The Annals of Statistics*, 35(6):2769–2794, 2007.
- Stefan Wager. Causal inference: A statistical learning approach, 2024.
- Sebastian Wernicke and Florian Rasche. Fanmod: a tool for fast network motif detection. *Bioinformatics*, 22(9):1152–1153, 2006.
- Shun Yao, Xianyang Zhang, and Xiaofeng Shao. Testing mutual independence in high dimension via distance covariance. *Journal of the Royal Statistical Society Series B: Statistical Methodology*, 80(3):455–480, 2018.
- Yangfan Zhang, Runmin Wang, and Xiaofeng Shao. Adaptive testing for high-dimensional data. *Journal of the American Statistical Association*, pages 1–14, 2025.

A Proof of Proposition 1

Our proposed algorithm for computing a tensor \mathcal{T} is based on iterating the **Einsum** operation w.r.t. the corresponding **Einsum** notation \mathcal{A} , summing over one index at a time. We refer readers to Definition 4 in the main text for the meaning of the index set of an **Einsum** notation.

On a high level, the proof proceeds by establishing a correspondence between the **Einsum** notation and the associated decomposition graph (Definition 10). With the latter, we can leverage concepts from graph theory and combinatorics to obtain a time complexity upper bound of computing \mathcal{T} . In particular, we will demonstrate that the summation over each index in the **Einsum** notation corresponds to eliminating one vertex of the decomposition graph following Definition 6. This characterization can help demonstrate that the treewidth of (Definition 7) the decomposition graph gives an optimistic estimate of the time complexity of the **Einsum** operation.

To ease exposition, we decide to present the proof in a slow pace. The roadmap of the proof is as follows. We first construct a sequence of **Einsum** notations, described in Definition 13 and Lemma 3, to mimic the computation procedure presented in Section 3.2. Next, in Lemma 4, we obtain the computational complexity of summing over an index, which corresponds to the degree of the associated vertex in the decomposition graph. Finally, we complete the proof by showing that the optimal ordering of summation over indices is equivalent to identifying the best vertex elimination order of the decomposition graph. This is why the treewidth of the decomposition graph can be used to give an optimistic estimate of the time complexity.

Definition 13 (Einsum Notation Sequence under a Particular Summation Ordering). Let $\mathcal{A} = (A_1, \dots, A_K)$ be an **Einsum** notation (recall from Definition 4) with no output of. Let $I = [m]$ be the index set of \mathcal{A} and σ be a permutation over I . The **Einsum** notation sequence of \mathcal{N} under σ is the sequence $\mathcal{A}_0^\sigma, \mathcal{A}_1^\sigma, \dots, \mathcal{A}_m^\sigma$ defined recursively as follows:

- $\mathcal{A}_0^\sigma = \mathcal{A}$.
- For each $i \in I$, let $s_{\sigma[i]}$ be a permutation of the following set

$$\bigcup_{\substack{A \in \mathcal{A}_{i-1}^\sigma \\ \sigma[i] \in A}} (\text{set}(A) \setminus \{\sigma[i]\}).$$

- Then \mathcal{A}_i^σ is obtained from \mathcal{A}_{i-1}^σ by:
 - Removing tuples in \mathcal{A}_{i-1}^σ containing $\sigma[i]$.
 - Inserting $s_{\sigma[i]}$ as the last tuple into the tuple list if $s_j \neq \emptyset$.
 - Denoting the new tuple list as \mathcal{A}_i^σ .

We use the following concrete example to further illustrate the above definition.

Example 4. Let $\mathcal{A} = ((1, 2), (1, 3), (1, 4), (2, 3), (2, 4), (3, 4))$ and $\sigma = (1, 2, 3, 4)$. Then the Einsum notation sequence of $(\mathcal{A}; \emptyset)$ under σ is comprised of:

$$\begin{aligned}\mathcal{A}_0^\sigma &= ((1, 2), (1, 3), (1, 4), (2, 3), (2, 4), (3, 4)), \\ \mathcal{A}_1^\sigma &= ((2, 3), (2, 4), (3, 4), (2, 3, 4)), \\ \mathcal{A}_2^\sigma &= ((3, 4), (3, 4)), \\ \mathcal{A}_3^\sigma &= ((4)), \\ \mathcal{A}_4^\sigma &= ().\end{aligned}$$

The following lemma establishes a one-to-one correspondence between the Einsum notation sequence under a particular summation ordering σ defined in Definition 13 and vertex elimination given in Definition 6.

Lemma 3 (The Einsum Notation Sequence, Vertex Elimination Correspondence). *Let \mathcal{A} be an Einsum notation with index set $I = [m]$ and σ be a permutation of I . Let the sequence $\mathcal{A}_0^\sigma, \mathcal{A}_1^\sigma, \dots, \mathcal{A}_m^\sigma$ be the Einsum notation sequence w.r.t. \mathcal{A} under permutation σ (see Definition 13) and $G_{\mathcal{A}_0^\sigma}, G_{\mathcal{A}_1^\sigma}, \dots, G_{\mathcal{A}_m^\sigma}$ be the corresponding decomposition graphs. Then for each $i \in [m]$, it holds that*

$$G_{\mathcal{A}_i^\sigma} = \text{elim}_{\sigma[i]}(G_{\mathcal{A}_{i-1}^\sigma}).$$

Proof. Recalling from Definition 6 about the vertex elimination operation over a graph and Definition 10 about the decomposition graph associated with a tuple list \mathcal{A} and let $s_{\sigma[i]}$ be a permutation of the following set

$$\bigcup_{\substack{A \in \mathcal{A}_{i-1}^\sigma \\ \sigma[i] \in A}} (\text{set}(A) \setminus \{\sigma[i]\}),$$

we then recognize that removing all tuples containing $\sigma[i]$ from the tuple list \mathcal{A}_{i-1}^σ corresponds to removing the vertex $\sigma[i]$ and all edges incident to $\sigma[i]$ in the decomposition graph $G_{\mathcal{A}_{i-1}^\sigma}$ associated with \mathcal{A}_{i-1}^σ (some edges connected neighbors of $\sigma[i]$ may also be removed but will be re-added latter), while inserting the tuple $s_{\sigma[i]}$ into \mathcal{A}_{i-1}^σ corresponds connecting the neighbors of $\sigma[i]$ into a clique, which completes the proof. \square

Lemma 4. *Let $\mathcal{N} = (\mathcal{A}; B)$ be an Einsum notation. Let $I = \text{Indices}(\mathcal{N})$ and $m := |I|$. Suppose that there is at least one common index i in each A_k and B is a permutation of $I \setminus \{i\}$. Then for any tensors \mathcal{T} that can be represented by \mathcal{N} with each tensor of size n , the time complexity of computing $\text{Einsum}(\mathcal{T}, \mathcal{N})$ is $\Theta(|\mathcal{A}|n^d)$.*

Proof. We immediately have $|B| = d - 1$, which implies that the result of $\text{Einsum}(\mathcal{T}, \mathcal{N})$ has n^{d-1} entries. For each entry, as one index is summed over, it takes $n - 1$ summation operations and

$(|\mathcal{A}| - 1)n$ multiplication operations. Therefore, the total time complexity of computing $\text{Einsum}(\mathcal{T}, \mathcal{N})$ is $((n - 1)n^{d-1} + (|\mathcal{A}| - 1)n^d)$, which is $\Theta(|\mathcal{A}|n^d)$. \square

We need to introduce another notation before presenting the final proof: given two lists of tuples \mathcal{A} and \mathcal{B} , we write $\mathcal{A} \subseteq \mathcal{B}$ to mean that \mathcal{A} is a sublist of \mathcal{B} .

Proof of Proposition 1. Let $m := |V(G_{\mathcal{A}})|$. Let σ be a permutation of $[m]$, and $G_{\mathcal{A}_0^\sigma}, G_{\mathcal{A}_1^\sigma}, \dots, G_{\mathcal{A}_m^\sigma}$ be the corresponding decomposition graphs. We define the $\mathcal{A}_0^\sigma, \mathcal{A}_1^\sigma, \dots, \mathcal{A}_m^\sigma$ be the Einsum notation sequence under σ as in Definition 13.

We first show that there is an algorithm such that the time complexity of computing $\text{Einsum}(\mathcal{T}, \mathcal{A})$ is $O(n^{C_\sigma+1})$ where

$$C_\sigma := \max_{i \in [m]} \deg(\sigma[i], G_{\mathcal{A}_{i-1}^\sigma}).$$

To see this, we use Einsum notation to characterize this procedure. First, for $i \in [m] \cup 0$, we define the tensor tuple \mathcal{T}_i^σ corresponding to the Einsum notation sequence \mathcal{A}_i^σ as follows: $\mathcal{T}_0^\sigma := \mathcal{T}$ and for each $i \in [m]$:

- $\sigma[i]$ is the index to be eliminated at the i -th step;
- Let $\mathcal{A}_i^{\sigma, \text{in}} \subseteq \mathcal{A}_{i-1}^\sigma$ be the sublist of \mathcal{A}_{i-1}^σ that contains $\sigma[i]$, i.e.

$$A \in \mathcal{A}_i^{\sigma, \text{in}} \iff \sigma[i] \in A,$$

and similarly let $\mathcal{T}_i^{\sigma, \text{in}} \subseteq \mathcal{T}_{i-1}^\sigma$ be the tensor tuple corresponding to $\mathcal{A}_i^{\sigma, \text{in}}$;

- Let $B_i^{\sigma, \text{out}}$ be a permutation of the set $\bigcup_{\substack{A \in \mathcal{A}_{i-1}^\sigma \\ \sigma[i] \in A}} (\text{set}(A) \setminus \{\sigma[i]\})$ as the output tuple and $T_i^{\sigma, \text{out}} := \text{Einsum}(\mathcal{T}_i^{\sigma, \text{in}}, (\mathcal{A}_i^{\sigma, \text{in}}, B_i^{\sigma, \text{out}}))$;
- Update the tensor tuple \mathcal{T}_i^σ from \mathcal{T}_{i-1}^σ by
 - removing all tensors in $\mathcal{T}_i^{\sigma, \text{in}}$ from \mathcal{T}_{i-1}^σ , and then
 - inserting $T_i^{\sigma, \text{out}}$ to the end of \mathcal{T}_{i-1}^σ to form \mathcal{T}_i^σ .

According to the distributive property of multiplication over summation, it holds that for any $i, j \in [m]$,

$$\text{Einsum}(\mathcal{T}_i^\sigma, \mathcal{A}_i^\sigma) \equiv \text{Einsum}(\mathcal{T}_j^\sigma, \mathcal{A}_j^\sigma) \equiv \text{Einsum}(\mathcal{T}, \mathcal{A}).$$

Thus the time complexity of computing $\text{Einsum}(\mathcal{T}, \mathcal{A})$ just comes from transferring from one step to the next step, which is $\text{Einsum}(\mathcal{T}_i^{\sigma, \text{in}}, (\mathcal{A}_i^{\sigma, \text{in}}, B_i^{\sigma, \text{out}}))$. Following Lemma 4, we obtain that the time complexity of computing $\text{Einsum}(\mathcal{T}_i^{\sigma, \text{in}}, (\mathcal{A}_i^{\sigma, \text{in}}, B_i^{\sigma, \text{out}}))$ is $\Theta(|\mathcal{A}_i^{\sigma, \text{in}}| n^{\deg(x, G_{\mathcal{A}_{i-1}^\sigma})})$, which is

also $\Theta(|\mathcal{A}|n^{\deg(\sigma[i], G_{\mathcal{A}_{i-1}^\sigma})})$ as $|\mathcal{A}_i^{\sigma, \text{in}}| \leq |\mathcal{A}|$. By taking maximum over i , the overall time complexity is thus $O(|\mathcal{A}|n^{C_\sigma+1})$.

Finally, following Lemma 3, we have

$$G_{\mathcal{A}_i^\sigma} = \text{elim}_{\sigma[i]}(G_{\mathcal{A}_{i-1}^\sigma}),$$

and by finding the permutation σ^* minimizing C_σ and recalling Definition 7, we can conclude that there exists an algorithm such that the time complexity of $\text{Einsum}(\mathcal{T}, \mathcal{A})$ is $O(|\mathcal{A}|n^{\text{tw}(G_{\mathcal{A}})+1})$, which completes the proof. \square

B Proof of Lemma 1

Here we prove an extended version of Lemma 1, as shown in Lemma 5 below. Lemma 1 then becomes a simple corollary of Lemma 5. We begin by introducing the following definitions.

Definition 14 (Refinement of partitions). Let π and ρ be two partitions of a non-empty set S . π is said to be finer than ρ , if for any $A \in \pi$, there exists $B \in \rho$ such that $A \subseteq B$, denoted by $\pi \preceq \rho$. Additionally, π is strictly finer than ρ if $\pi \neq \rho$, denoted by $\rho \prec \pi$.

Remark 8. Refinement defines a partial order on partitions of a set and in fact forms a *partition lattice*, a classical result in lattice theory (Birkhoff, 1940).

Similar to restricted V -statistics defined in Definition 12, we define U-set and restricted U -statistics as follows.

Definition 15 (U-set). Let m, n be positive integers satisfying $m \leq n$ and π be a partition of the set $[m]$. A U-set of size n w.r.t. the partition π is defined as

$$\mathcal{U}(n, \pi) := \{(s_1, s_2, \dots, s_m) \in [n]^m \mid \text{where for any } i, j \in [m], i, j \in Q \text{ for some } Q \in \pi \iff s_i = s_j\}.$$

If π happens to be the finest partition of $[m]$, i.e. $\pi = \{\{1\}, \{2\}, \dots, \{m\}\}$, the corresponding U-set is denoted by $\mathcal{U}(n, m)$ and in fact, $\mathcal{U}(n, m) \equiv \text{Perm}(n, m)$. The cardinality of the given partition π is referred to as the order of $\mathcal{U}(n, \pi)$.

Definition 16 (Restricted U -statistics). Let \mathbb{X} be a non-empty set, m, n be positive integers satisfying $m \leq n$, π be a partition of set $[m]$ and $h : \mathbb{X}^m \rightarrow \mathbb{R}$ be a function defined on \mathbb{X}^m . For any tuple $\mathbf{X} \in \mathbb{X}^n : n \geq m$, the U -statistic with kernel h restricted by partition π takes the following form

$$\mathcal{U}[\pi](h, \mathbf{X}) := \sum_{\alpha \in \mathcal{U}(n, \pi)} h(\mathbf{X}[\alpha]).$$

Armed with Definitions 14 – 16, we are ready to present the following extended form of Lemma 1.

Lemma 5 (Extended Form of Lemma 1). *Let*

- \mathbb{X} be a non-empty set,
- m, n be integers satisfying $m \leq n$,
- h be a function defined on \mathbb{X}^m ,
- $\mathbf{X} \in \mathbb{X}^n$.

Then for any $\pi \in \Pi_m$, it holds that

$$\mathbb{U}[\pi](h, \mathbf{X}) = \sum_{\substack{\rho \in \Pi_m \\ \pi \preceq \rho}} \mu(\pi, \rho) \mathbb{V}[\rho](h, \mathbf{X}),$$

where the coefficients $\mu(\pi, \rho)$ are given by

$$\mu(\pi, \rho) = (-1)^{|\pi| - |\rho|} \prod_{C \in \rho} (\kappa_{\pi, C} - 1)!, \text{ and } \kappa_{\pi, C} := |\{Q \in \pi \mid Q \subseteq C\}|.$$

In particular, if π happens to be $\{\{k\} \mid k \in [m]\}$, the above result reduces to Lemma 1.

The proof of Lemma 5 can be found in Appendix B.2.

B.1 Preparatory Materials

Before presenting the proof in the next section, we introduce some useful preparatory materials, including: (1) the decomposition of a V -statistic into U -statistics and (2) a dual form of Möbius inversion formula (Stanley, 2011). We first state the following technical result of decomposing a V -statistic into a linear combination of U -statistics.

Lemma 6 (Decomposition of a V -statistic into U -statistics). *Let*

- \mathbb{X} be a non-empty set,
- m, n be positive integers satisfying $m \leq n$,
- h be a function defined on \mathbb{X}^m ,
- $\mathbf{X} \in \mathbb{X}^n$.

Then for any $\pi \in \Pi_m$, it holds that

$$\mathbb{V}[\pi](h, \mathbf{X}) = \sum_{\substack{\rho \in \Pi_m \\ \pi \preceq \rho}} \mathbb{U}[\rho](h, \mathbf{X}),$$

where

$$\mathbb{U}[\rho](h, \mathbf{X}) = \sum_{\alpha \in \mathcal{U}(n, \rho)} h(\mathbf{X}[\alpha]).$$

Proof. It is equivalent to prove that $\{\mathcal{U}(n, \rho) \mid \rho \in \Pi_m : \pi \preceq \rho\}$ forms a partition (i.e. disjoint union) of $\mathcal{V}(n, \pi)$, i.e.

$$\mathcal{V}(n, \pi) = \bigsqcup_{\substack{\rho \in \Pi_m \\ \pi \preceq \rho}} \mathcal{U}(n, \rho).$$

Part 1: Disjointness

We first prove that for any $\pi_1, \pi_2 \in \{\rho \in \Pi_m \mid \pi \preceq \rho\} : \pi_1 \neq \pi_2$, it holds that

$$\mathcal{U}(n, \pi_1) \cap \mathcal{U}(n, \pi_2) = \emptyset.$$

Since $\pi_1 \neq \pi_2$, there must exist $i_1, i_2 \in [m]$ such that either

- $\exists Q_1 \in \pi_1$, such that $i_1, i_2 \in Q_1$, and
- $\forall Q_2 \in \pi_2, i_1, i_2 \notin Q_2$,

or

- $\forall Q_1 \in \pi_1, i_1, i_2 \notin Q_1$,
- $\exists Q_2 \in \pi_2$, such that $i_1, i_2 \in Q_2$.

Without loss of generality, we assume that the former holds. Following Definition 15, we have for any $\alpha_1 \in \mathcal{U}(n, \pi_1)$, $\alpha_1[i_1] = \alpha_1[i_2]$, but for any $\alpha_2 \in \mathcal{U}(n, \pi_2)$, $\alpha_2[i_1] \neq \alpha_2[i_2]$, which implies that $\mathcal{U}(n, \pi_1) \cap \mathcal{U}(n, \pi_2) = \emptyset$.

Part 2: Coverage

We are left to prove that for any $\alpha \in \mathcal{V}(n, \pi)$, there exists $\rho \in \Pi_m : \pi \preceq \rho$, such that $\alpha \in \mathcal{U}(n, \rho)$. We first construct a candidate ρ as follows. For each $j \in \text{set}(\alpha)$, let

$$Q_j := \{i \in [m] \mid \alpha[i] = j\},$$

and then let $\rho := \{Q_j \mid j \in \text{set}(\alpha)\}$. It is straightforward to verify that ρ is a partition of $[m]$.

Then we prove that ρ is the partition satisfying the desiderata. Following Definition 15, we have $\alpha \in \mathcal{U}(n, \rho)$. Following Definition 11, we have for any $Q \in \pi$ and any $i_1, i_2 \in Q$, $\alpha[i_1] = \alpha[i_2]$, which implies that for any $Q \in \pi$, $Q \subseteq B_{j_Q} \in \rho$, for some j_Q such that

$$\alpha[j_Q] = \alpha[i], \quad \forall i \in Q,$$

We then obtain that $\pi \preceq \rho$ following Definition 14, which complete the proof of coverage.

Combining Part 1 and Part 2, we complete the proof of this lemma. \square

Next, we introduce the notion of Möbius inversion formula, which is used to reverse the decomposition from a V -statistic into U -statistics in Lemma 6 to obtain the decomposition from a U -statistic into V -statistics.

Definition 17 (Möbius Function, Stanley (2011)). Let (P, \preceq) be a finite poset and, a function $\mu : P^2 \rightarrow \mathbb{R}$ is said to be a Möbius function on (P, \preceq) , if

$$\begin{aligned} \mu(s, s) &= 1, \quad \forall s \in P, \text{ and} \\ \mu(s, u) &= - \sum_{\substack{t \in P \\ s \preceq t \prec u}} \mu(s, t), \quad \forall s, u \in P : s \prec u. \end{aligned}$$

Lemma 7 (Möbius Function on Partition Lattices, Stanley (2011)). *Let S be a non-empty set. Then the Möbius function on (Π_S, \preceq) takes the following form*

$$\mu(\pi, \rho) = (-1)^{|\pi| - |\rho|} \prod_{C \in \rho} (\kappa_{\pi, C} - 1)!, \quad \forall \pi, \rho \in \Pi_S : \pi \preceq \rho \text{ and } \kappa_{\pi, C} = |\{A \in \pi \mid A \subseteq C\}|.$$

Lemma 8 (Möbius Inversion Formula, Dual Form, Stanley (2011)). *Let (P, \preceq) be a finite poset and f, g be functions defined on P . Then*

$$g(s) = \sum_{\substack{t \in P \\ s \preceq t}} f(t), \quad \forall s \in P,$$

if and only if

$$f(s) = \sum_{\substack{t \in P \\ s \preceq t}} \mu(s, t) g(t), \quad \forall s \in P,$$

where μ is the Möbius function on (P, \preceq) .

B.2 Proof of Lemma 5

In this section, we prove Lemma 5. The argument is straightforward given the preparations in the previous section.

Proof of Lemma 5. If we fix h and \mathbf{X} , $f(\pi) := \mathbb{U}[\pi](h, \mathbf{X})$ and $g(\rho) := \mathbb{V}[\rho](h, \mathbf{X})$ are functions defined on Π_m .

Since Π_m is finite and the refinement defined in Definition 14 defines a partial order on Π_m , we can apply Lemma 8 to functions f and g .

Combining the Möbius function on Π_m as stated in Lemma 7, the dual form of Möbius inversion formula given in Lemma 8 and the relationship between f and g as stated in Lemma 6, we immediately complete the proof. \square

C Proof of Observation 1 and Results in Section 4.1

C.1 Proof of Observation 1

We begin by recalling some well-known bounds on treewidth. We then restrict our attention to simple graphs without isolated vertices and derive recurrence relations in several basic cases. The final proof proceeds by carefully verifying the conditions of Lemma 10 to be stated below.

Definition 18 (Degeneracy). The *degeneracy* of a graph G , denoted by $D(G)$, is defined as the maximum value of the minimum degree $\delta(H)$ over all subgraphs H of G .

Lemma 9 (Bounds on Treewidth). *Let $G = (V, E)$ be a graph. Then*

1. $D(G) \leq \text{tw}(G)$,
2. if H is a subgraph of G , then $\text{tw}(H) \leq \text{tw}(G)$,
3. for any vertex $v \in V$, it holds that $\text{tw}(G) \leq \max\{\deg(v, G), \text{tw}(\text{elim}_v(G))\}$.

Proof. The first inequality $D(G) \leq \text{tw}(G)$ is established in Lemma 11 of Bodlaender and Koster (2011).

The second inequality is stated as Lemma 8 in the same reference.

The final claim follows directly from Definition 7: treewidth is defined as the minimum over all possible vertex elimination orderings, whereas the right-hand side corresponds to the class of orderings in which the vertex v is eliminated first. \square

Lemma 10 (Maximum Treewidth under Vertex and Edge Constraints). *Let $\mathcal{G}_{n,e}$ be the set of all simple graphs with n vertices, e edges, and no isolated vertices, and let $\mathcal{G}_{n,e} = \emptyset$ if no such graphs exist. Let $\text{tt}(n, e)$ denote the maximum treewidth of the graphs in $\mathcal{G}_{n,e}$:*

$$\text{tt}(n, e) := \max \{ \text{tw}(G) \mid G \in \mathcal{G}_{n,e} \}.$$

The following properties hold:

1. **Support set:** For any fixed $e \in \mathbb{N}^+$, $\mathcal{G}_{n,e}$ is nonempty iff $n \in \mathbf{n}(e) := \{n \in \mathbb{N}^+ \mid \binom{n}{2} \geq e, n \leq 2e\}$.
2. **Representation of $\mathbf{t}(e)$:** $\mathbf{t}(e) = \max_{n \in \mathbf{n}(e)} \text{tt}(n, e)$.
3. **Monotonicity in edge counts:** For any fixed $n : n \in \mathbf{n}(e+1)$, the function $\text{tt}(n, e)$ is non-decreasing w.r.t. e .

4. **Complete-graph treewidth:** $\text{tt}(n, \binom{n}{2}) = n - 1$, $\text{tt}(n, \binom{n}{2} - 1) = n - 2$.

5. **Recurrence relations in simple cases:** recall that $\frac{2e}{n}$ is in fact the average degree of the graph and when $e > 2$ and $n \in \mathbf{n}(e)$:

- (1) If $1 \leq \frac{2e}{n} < 2$, then $\text{tt}(n, e) \leq \max\{1, t(e - 1)\}$;
- (2) If $1 \leq \frac{2e}{n} < 3$, then $\text{tt}(n, e) \leq \max\{2, t(e - 1)\}$;
- (3) If $1 \leq \frac{2e}{n} < 4$, then $\text{tt}(n, e) \leq \max\{3, \text{tt}(n - 1, e), t(e - 1)\}$.
- (4) $\text{tt}(7, 14) \leq \max\{4, t(13)\}$.

Proof. We prove the lemma in the following steps.

1. Since a simple graph with n vertices and no isolated vertices can have at most $\binom{n}{2}$ edges, we must have $e \leq \binom{n}{2}$. Moreover, as isolated vertices are not allowed, every vertex must have degree at least one. In particular, the average degree satisfies $\frac{2e}{n} \geq 1$, which implies $n \leq 2e$.
2. The definition of $t(e)$ does not exclude graphs with isolated vertices. However, for any graph G with e edges and isolated vertices, eliminating those vertices (with degree 0) does not affect the number of edges or the treewidth. Therefore, it suffices to take the maximum over all graphs in $\mathcal{G}_{n,e}$ for $n \in \mathbf{n}(e)$, i.e. taking the maximum over $\text{tt}(n, e)$ for $n \in \mathbf{n}(e)$.
3. We observe that any graph $G \in \mathcal{G}_{n,e}$ can be extended to a graph $G' \in \mathcal{G}_{n,e+1}$ by adding an edge, since $n \in \mathbf{n}(e + 1)$. By the subgraph monotonicity of treewidth stated in Lemma 9, it follows that $\text{tw}(G) \leq \text{tw}(G')$. Therefore, we have $t(e) \leq t(e + 1)$.
4. First, consider the case where $e = \binom{n}{2}$. The only graph (up to isomorphism) with n vertices and $\binom{n}{2}$ edges is the complete graph K_n . Since the degeneracy of K_n is $n - 1$, we have $\text{tw}(K_n) \geq n - 1$. To show the upper bound, note that eliminating any vertex in K_n removes a vertex of degree $n - 1$ and yields K_{n-1} . By the third bound in Lemma 9, we get $\text{tw}(K_n) \leq \max\{n - 1, \text{tw}(K_{n-1})\}$. Repeating this process down to K_2 , we have $\text{tw}(K_n) \leq \max\{n - 1, \dots, \text{tw}(K_2)\} = n - 1$, since $\text{tw}(K_2) = 1$ is easy to verify. Therefore, $\text{tt}(n, \binom{n}{2}) = n - 1$.

Next, consider $e = \binom{n}{2} - 1$. There is still only one graph in this case (up to isomorphism), obtained by deleting one edge from K_n . In this graph, two vertices have degree $n - 2$ and the rest have degree $n - 1$. Since it contains K_{n-1} as a subgraph, we have a lower bound $\text{tw} \geq n - 2$ by the degeneracy. For the upper bound, eliminating one of the vertices with degree $n - 2$ yields K_{n-2} . Thus, $\text{tw} \leq \max\{n - 2, \text{tw}(K_{n-2})\} = n - 2$. Therefore, $\text{tt}(n, \binom{n}{2} - 1) = n - 2$.

5. Let us introduce another notation: let $\mathcal{G}_e := \bigcup_{n \in \mathbf{n}(e)} \mathcal{G}_{n,e}$.

Case (1): $1 \leq \frac{2e}{n} < 2$, the minimum degree in any graph in $\mathcal{G}_{n,e}$ must be exactly 1. Eliminating such a vertex removes exactly one edge and yields a graph in \mathcal{G}_{e-1} . Therefore, by the third bound in Lemma 9, we have $\text{tt}(n, e) \leq \max\{1, t(e - 1)\}$.

Case (2): $1 \leq \frac{2e}{n} < 3$, the minimum degree in any graph from $\mathcal{G}_{n,e}$ must be either 1 or 2. If the minimum degree is 2, eliminating such a vertex removes two edges (if its neighbors are adjacent) or one edge (if they are not, in which case we need to add one edge to connect them), and in both cases, one vertex is removed. The resulting graph lies in either $\mathcal{G}_{n-1,e-1}$ or $\mathcal{G}_{n-1,e-2}$. On the other hand, if the minimum degree is 1, then as in the previous case, eliminating that vertex removes one edge and results in a graph in \mathcal{G}_{e-1} . Therefore, by the vertex elimination bound (Lemma 9), we have $\text{tt}(n, e) \leq \max\{2, t(e-1), \text{tt}(n-1, e-1), \text{tt}(n-1, e-2)\}$. Since $\text{tt}(n-1, e-2) \leq \text{tt}(n-1, e-1) \leq t(e-1)$, we conclude $\text{tt}(n, e) \leq \max\{2, t(e-1)\}$.

Case (3): $1 \leq \frac{2e}{n} < 4$. The minimum degree in any graph from $\mathcal{G}_{n,e}$ must be either 1, 2, or 3. If the minimum degree is 3, then eliminating such a vertex removes between 0 and 3 edges, depending on the connectivity of its neighbors, but in all cases it only removes exactly one vertex. Therefore, the resulting graph lies in $\mathcal{G}_{n-1,e}$, $\mathcal{G}_{n-1,e-1}$, $\mathcal{G}_{n-1,e-2}$, or $\mathcal{G}_{n-1,e-3}$. Combining this with the previous cases for minimum degree 1 and 2, we obtain the recurrence relation: $\text{tt}(n, e) \leq \max\{3, \text{tt}(n-1, e), \text{tt}(n-1, e-1), \text{tt}(n-1, e-2), \text{tt}(n-1, e-3), t(e-1)\} \leq \max\{3, \text{tt}(n-1, e), t(e-1)\}$.

Case (4): $n = 7, e = 14$. First we observe that $\frac{2e}{n} = 4$, so the minimum degree in any graph $G = (V, E)$ from $\mathcal{G}_{n,e}$ must be 1, 2, 3, or 4.

We focus on the case where the minimum degree is 4, and argue that in this case, there must exist a vertex v_1 of degree exactly 4 such that eliminating v_1 does not increase the number of edges.

In general, eliminating a vertex of degree 4 may remove 4 edges and add up to $\binom{4}{2} = 6$ fill-in edges among its neighbors, so the net change in edge counts, denoted by Δ_e , ranges from -4 to $+2$. We now show that in our setting, increasing the number of edges (i.e., $\Delta_e > 0$) is impossible.

Let v_1 be a vertex of degree 4, and denote its neighborhood as $\{v_2, v_3, v_4, v_5\} = N_G(v_1)$. Partition the vertex set as $V = \{v_1\} \cup \{v_2, v_3, v_4, v_5\} \cup \{v_6, v_7\}$.

Suppose that eliminating v_1 leads to $\Delta_e = 2$. This implies that $N_G(v_1)$ contains no edges, so 6 fill-in edges are added, making the neighborhood a clique. Now we count the maximum possible number of edges under this configuration: the 4 edges incident to v_1 , no edges inside $\{v_2, v_3, v_4, v_5\}$, up to 1 edge inside $\{v_6, v_7\}$, and at most $2 \cdot 4 = 8$ edges between $\{v_6, v_7\}$ and $\{v_2, v_3, v_4, v_5\}$. Hence, the total number of edges is at most $4 + 0 + 8 + 1 = 13 < 14 = e$, contradicting the assumption. Therefore, $\Delta_e = 2$ is impossible.

Now consider the case where eliminating v_1 leads to $\Delta_e = 1$. Then $N_G(v_1)$ must contain exactly one edge, say connecting v_2 and v_3 , and the edges between $\{v_6, v_7\}$ and $\{v_2, v_3, v_4, v_5\}$ and inside $\{v_6, v_7\}$ all appear. This allows a maximum of $4 + 1 + 8 + 1 = 14$ edges. However, in this setting, v_4 and v_5 are not adjacent to each other or to v_2 or v_3 , and their neighbors are

only in $\{v_1, v_6, v_7\}$. Thus, each of them has degree at most 3, contradicting the assumption that the minimum degree is 4.

Combining the above arguments, we conclude that eliminating v_1 does not increase the number of edges. Hence, if the minimum degree is 4, then there exists a vertex of degree 4 such that eliminating this vertex yields a graph in $\mathcal{G}_{n-1, e'}$ with $e' \leq e$.

Now combining this with previous arguments for when the minimum degree is 1, 2, or 3, we obtain the recurrence relation: $\text{tt}(n, e) \leq \max\{4, \text{tt}(n-1, e), \text{tt}(n-1, e-1), \text{tt}(n-1, e-2), \text{tt}(n-1, e-3), \text{tt}(n-1, e-4), t(e-1)\} \leq \max\{4, \text{tt}(n-1, e), t(e-1)\}$.

Since $\text{tt}(n-1, e) = \text{tt}(6, 14) = 4$ by Property 4 shown earlier, we conclude: $\text{tt}(7, 14) \leq \max\{4, t(13)\}$.

□

Armed with the above results on treewidth, we prove Observation 1.

Proof of Observation 1. We verify the values of $t(e)$ for each $1 \leq e \leq 15$ by analyzing the sets $\mathcal{G}_{n, e}$ and showing that the lower and upper bounds coincide. Let $u(e)$ (resp. $l(e)$) denote the target upper (resp. lower) bound of $t(e)$ for each e . Our goal is to prove that $t(e) = l(e) = u(e)$ for all $e \in \{1, 2, \dots, 15\}$.

Lower bound. For each e , a specific graph G_e is provided in Figure 3. Each G_e is a simple graph with e edges and contains a clique $K_{l(e)+1}$ as a subgraph. By the definition of degeneracy and Lemma 9, we have:

$$l(e) \leq D(G_e) \leq \text{tw}(G_e) \leq t(e).$$

Upper bound. We now show that $t(e) \leq u(e)$ by bounding $\text{tt}(n, e)$ for all $n \in n(e)$, using the properties in Lemma 10.

From Property 4, we obtain:

$$\begin{aligned} \text{tt}(2, 1) &= 1, \text{tt}(3, 3) = 2, \text{tt}(4, 6) = 3, \\ \text{tt}(5, 10) &= 4, \text{tt}(6, 15) = 5, \text{tt}(5, 9) = 3, \text{tt}(6, 14) = 4. \end{aligned}$$

Case $e = 1, 2$:

We have $n(1) = \{2\}$ and $n(2) = \{3, 4\}$, so:

$$t(1) = \text{tt}(2, 1) = 1.$$

For $e = 2$, both $n = 3$ and $n = 4$ satisfy $1 \leq \frac{2e}{n} < 2$. By Property 5:

$$\text{tt}(3, 2) \leq \max\{1, t(1)\} = 1,$$

$$\text{tt}(4, 2) \leq \max\{1, t(1)\} = 1,$$

and hence,

$$t(2) = 1.$$

Case $e = 3, 4, 5$:

The support sets are:

$$\begin{aligned} n(3) &= \{3, 4, 5, 6\}, \\ n(4) &= \{4, 5, 6, 7, 8\}, \\ n(5) &= \{4, 5, \dots, 10\}. \end{aligned}$$

Observe that

$$n(3) \setminus \{3\} \subseteq n(4) \subseteq n(5).$$

By monotonicity (Part 3 in Lemma 10), we have:

$$\max_{n \in n(3) \setminus \{3\}} \text{tt}(n, 3) \leq t(4) \leq t(5).$$

Since $\text{tt}(3, 3) = 2$ and the lower bound is 2, it follows that:

$$2 \leq t(3) \leq t(4) \leq t(5).$$

Now, for each $e \in \{3, 4, 5\}$ and all $n \in n(e)$, we have $1 \leq \frac{2e}{n} < 3$. By Property 5:

$$t(5) \leq \max\{2, t(4)\} \leq \max\{2, t(3)\} \leq \max\{2, t(2)\} = 2,$$

and thus:

$$t(3) = t(4) = t(5) = 2.$$

Case $e = 6, 7, 8, 9$:

The support sets are:

$$\begin{aligned} n(6) &= \{4, 5, \dots, 12\}, \\ n(7) &= \{5, 6, \dots, 14\}, \\ n(8) &= \{5, 6, \dots, 16\}, \\ n(9) &= \{5, 6, \dots, 18\}. \end{aligned}$$

We see that $\text{tt}(4, 6) = 3$, and that

$$n(6) \setminus \{4\} \subseteq n(7) \subseteq n(8) \subseteq n(9),$$

the lower bound is 3. Therefore, by monotonicity:

$$3 \leq t(6) \leq t(7) \leq t(8) \leq t(9).$$

More specifically, note that

$$\text{tt}(5, 6) \leq \text{tt}(5, 7) \leq \text{tt}(5, 8) \leq \text{tt}(5, 9) = 3.$$

For all $e \in \{6, 7, 8, 9\}$ and $n \in n(e) \setminus \{4, 5\}$, we have $1 \leq \frac{2e}{n} < 4$, so by Property 5:

$$\text{tt}(n, e) \leq \max\{3, t(e-1), \text{tt}(5, e)\} \leq \max\{3, t(e-1)\}.$$

Hence,

$$t(9) \leq \max\{3, t(8)\} \leq \max\{3, t(7)\} \leq \max\{3, t(6)\} \leq \max\{3, t(5)\} = 3,$$

and therefore,

$$t(6) = t(7) = t(8) = t(9) = 3.$$

Case $e = 10, 11, 12, 13, 14$:

The support sets are:

$$n(10) = \{5, 6, \dots, 20\},$$

$$n(11) = \{6, 7, \dots, 22\},$$

$$n(12) = \{6, 7, \dots, 24\},$$

$$n(13) = \{6, 7, \dots, 26\},$$

$$n(14) = \{6, 7, \dots, 28\}.$$

We know that $\text{tt}(5, 10) = 4$, the lower bound is 4, and

$$n(10) \setminus \{5\} \subseteq n(11) \subseteq n(12) \subseteq n(13) \subseteq n(14),$$

Thus, by monotonicity:

$$4 \leq t(10) \leq t(11) \leq t(12) \leq t(13) \leq t(14).$$

From Property 5 of Lemma 10 (Case (4)), we obtain:

$$\text{tt}(7, 14) \leq \max\{4, t(13)\}.$$

And by monotonicity:

$$\text{tt}(6, 10) \leq \text{tt}(6, 11) \leq \text{tt}(6, 12) \leq \text{tt}(6, 13) \leq \text{tt}(6, 14) = 4,$$

For $e = 14$ and $n \in n(14) \setminus \{5, 6, 7\}$, we have $1 \leq \frac{2e}{n} < 4$, so:

$$\text{tt}(n, 14) \leq \max\{3, \text{tt}(7, 14), t(13)\} \leq \max\{4, t(13)\},$$

and hence $t(14) \leq t(13)$.

For $e \in \{10, 11, 12, 13\}$ and $n \in n(e) \setminus \{5, 6\}$, Property 5 gives:

$$\text{tt}(n, e) \leq \max\{3, t(e-1), \text{tt}(6, e)\} \leq \max\{4, t(e-1)\}.$$

Thus, we obtain:

$$t(14) \leq t(13) \leq \max\{4, t(12)\} \leq \max\{4, t(11)\} \leq \max\{4, t(10)\} \leq \max\{4, t(9)\} = 4,$$

and therefore,

$$t(10) = t(11) = t(12) = t(13) = t(14) = 4.$$

Case $e = 15$:

The support set is $n(15) = \{6, 7, \dots, 30\}$.

We have $\text{tt}(6, 15) = 5$, and $\text{tt}(7, 15) \leq \text{tt}(7, 20) = 5$. For all other $n \in n(15) \setminus \{6, 7\}$, since $1 \leq \frac{2e}{n} < 4$, they are bounded by $\max\{3, \text{tt}(7, 15), t(14)\} = 5$. Thus we conclude $t(15) = 5$. \square

C.2 Proof of Results in the Rightmost Column of Table 1

We can derive the sharp treewidth bounds presented in Table 1 using similar techniques to the above. For each $m \in \{2, 3, \dots, 12\}$, the corresponding decomposition signature takes the following form: $\mathcal{A}_m = ((1, 2), \dots, (m-1, m))$. Hence by Definition 10, the corresponding decomposition graph $G_{\mathcal{A}_m}$ is the graph with $V(G_{\mathcal{A}_m}) = [m]$, $E(G_{\mathcal{A}_m}) = \{\{i, i+1\}\}_{i=1}^{m-1}$, whose structure is illustrated in Figure 4a.

The result is formally stated in the following observation.

Observation 2. For $m = 2, 3, \dots, 12$, let $\mathcal{A}_m = ((1, 2), \dots, (m-1, m))$, and $G_{\mathcal{A}_m}$ be the corre-

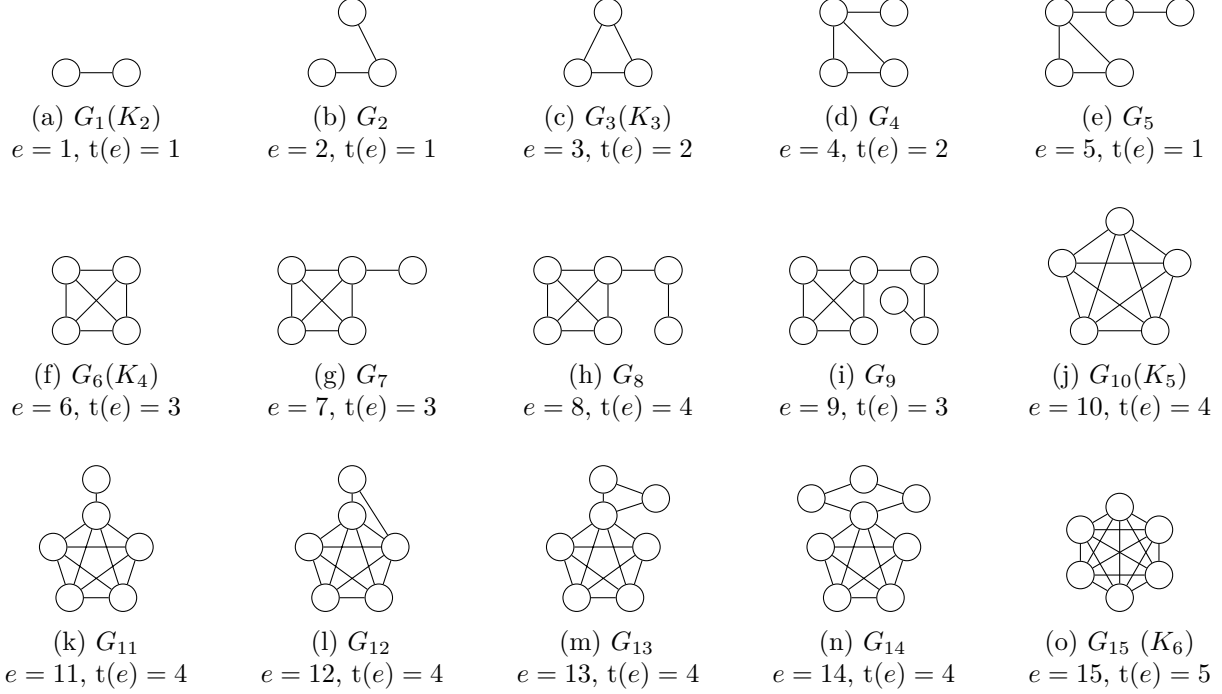


Figure 3: Graphs G_1 to G_{15} with increasing edges and maximum treewidth.

sponding decomposition graph. Similar to Corollary 2, $M(m)$ is defined as

$$M(m) := \max\{\text{tw}(G_{\mathcal{A}_m}/\pi) \mid \pi \in \Pi_m^{\mathcal{A}_m}\}.$$

Then the following hold:

$$M(m) = \begin{cases} 1, & m \in \{2, 3\}, \\ 2, & m \in \{4, 5, 6, 7\}, \\ 3, & m \in \{8, 9, 10\}, \\ 4, & m \in \{11, 12\}. \end{cases} \quad (6)$$

Proof. Let $\mathcal{G}_m^{\text{HOIF}} := \{G_{\mathcal{A}_m}/\pi \mid \pi \in \Pi_m^{\mathcal{A}_m}\}$ then $M(m) \equiv \max\{\text{tw}(G) \mid G \in \mathcal{G}_m^{\text{HOIF}}\}$ and it holds that

$$|E(G)| \leq m - 1, \quad \forall G \in \mathcal{G}_m^{\text{HOIF}}.$$

A direct application of Observation 1 gives us the following upper bounds: $M(m) \leq t(m - 1)$, summarized in Table 7. The desired result then follows from a characterization of the lower bound of $M(m)$.

We observe that except for $m = 7$, the upper bounds match the claimed results in (6). The lower bounds of $M(m)$ can be obtained by enlisting some concrete examples, which are given in Table 8.

Table 7: Upper bounds of $M(m)$ at different m 's.

| m | e | $t(e)$ |
|-------------|------------|--------|
| 2, 3 | 1 | 1 |
| 4, 5, 6 | 3, 4, 5 | 2 |
| 7, 8, 9, 10 | 6, 7, 8, 9 | 3 |
| 11, 12 | 10, 11 | 4 |

Table 8: Lower bound of $M(m)$: the exemplified graph whose treewidth reaches the lower bound of $M(m)$ at different m 's.

| m | π | Graph $G_{\mathcal{A}_m}/\pi$ | $\text{tw}(G_{\mathcal{A}_m}/\pi)$ |
|-----|---|-------------------------------|------------------------------------|
| 2 | $\{\{1\}, \{2\}\}$ | Figure 3a: G_1 | 1 |
| 3 | $\{\{1\}, \{2\}, \{3\}\}$ | Figure 3b: G_2 | 1 |
| 4 | $\{\{1, 4\}, \{2\}, \{3\}\}$ | Figure 3c: G_3 | 2 |
| 5 | $\{\{1, 4\}, \{2\}, \{3\}, \{5\}\}$ | Figure 3d: G_4 | 2 |
| 6 | $\{\{1, 4\}, \{2\}, \{3\}, \{5\}, \{6\}\}$ | Figure 3e: G_5 | 2 |
| 7 | $\{\{1, 4\}, \{2\}, \{3\}, \{5\}, \{6\}, \{7\}\}$ | Figure 4b: G'_6 | 2 |
| 8 | $\{\{1, 4\}, \{2, 6\}, \{3, 7\}, \{5, 8\}\}$ | Figure 3g: G_7 | 3 |
| 9 | $\{\{1, 4\}, \{2, 6\}, \{3, 7\}, \{5, 8\}, \{9\}\}$ | Figure 3h: G_8 | 3 |
| 10 | $\{\{1, 4\}, \{2, 6\}, \{3, 7\}, \{5, 8\}, \{9\}, \{10\}\}$ | Figure 3i: G_9 | 3 |
| 11 | $\{\{1, 6, 11\}, \{2, 9\}, \{3, 7\}, \{4, 10\}, \{5, 8\}\}$ | Figure 3j: G_{10} | 4 |
| 12 | $\{\{1, 6, 11\}, \{2, 9\}, \{3, 7\}, \{4, 10\}, \{5, 8\}, \{12\}\}$ | Figure 3k: G_{11} | 4 |

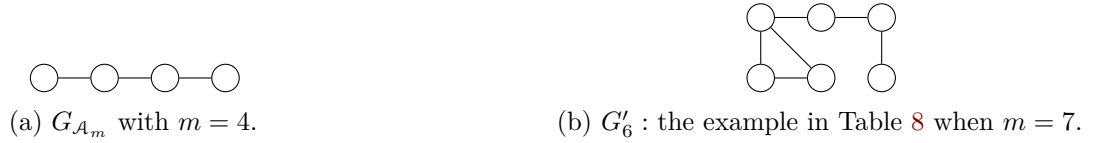


Figure 4: Two decomposition graphs used in Appendix C.2.

Combining Table 7 and Table 8, we can conclude that, except for $m = 7$, the upper bound (given in Table 7) and the lower bound (given in Table 8) of $M(m)$ agree. For $m = 7$, we have $M(7) \in \{2, 3\}$. In the sequel, we will show that $M(7) < 3$ so the claim (6) in Observation 2 holds.

To this end, we will first establish a lemma (Lemma 11) stating that a simple graph with at most 6 edges has treewidth 3 if and only if it is K_4 (i.e. the complete graph with 4 vertices). Then, another lemma (Lemma 12) will show that the set of all quotient graphs of $G_{\mathcal{A}_7}$ does not contain K_4 . The proof is now complete. \square

We first state and prove Lemma 11.

Lemma 11. *Recall the definitions of $\text{tt}(n, e)$ and $\mathcal{G}_{n, e}$ in Lemma 10. When $1 \leq e \leq 6$, $\text{tt}(n, e) = 3$ if and only if $n = 4, e = 6$, and otherwise $\text{tt}(n, e) < 3$. Moreover, $\mathcal{G}_{4, 6} = \{K_4\}$ up to isomorphism.*

Proof. We adopt the same notation as in Lemma 10.

First, by Observation 1, we know $t(e) < 3$ when $1 \leq e \leq 5$, and $t(6) = 3$. Thus we only need to consider the case $e = 6$. Note that the support set of $\mathcal{G}_{n,6}$ is $n(6) = \{4, 5, \dots, 12\}$.

For $n = 4$, we have $\binom{4}{2} = 6$, and by Property 4 in Lemma 10, $tt(4, 6) = 3$ directly follows.

For any $n \in n(6) \setminus \{4\}$, we have $1 \leq \frac{2 \cdot 6}{n} < 3$. Therefore, $tt(n, 6) \leq \max\{2, t(5)\} < 3$. This proves the first claim.

For the second claim, note that any simple graph with 4 vertices can have at most $\binom{4}{2} = 6$ edges, and the only such graph (up to isomorphism) is K_4 . \square

Lastly, we state and prove Lemma 12.

Lemma 12. *Let $G_{\mathcal{A}_7}$ be the decomposition graph of decomposition signature $\mathcal{A}_7 = ((i, i+1))_{i=1}^6$. Then no quotient graph of $G_{\mathcal{A}_7}$ is K_4 or contains K_4 as a subgraph.*

Proof. Consider a partition $\pi = \{Q_1, Q_2, \dots, Q_K\} \in \Pi_7$ of the vertex set of $G_{\mathcal{A}_7}$, as defined in Definition 8. The quotient graph $G_{\mathcal{A}_7}/\pi$ has $|\pi| = K \leq 7$ vertices, with each vertex corresponding to a subset Q_k for $k \in [K]$ of the partition π . An edge exists between Q_i and Q_j ($i \neq j$) in the quotient graph if and only if there is at least one edge in $G_{\mathcal{A}_7}$ connecting a vertex in Q_i to a vertex in Q_j .

We observe that $|E(G_{\mathcal{A}_7}/\pi)| \leq |E(G_{\mathcal{A}_7})| = 6$ for all $\pi \in \Pi_7$, and the inequality is strict whenever any subset Q_k contains adjacent vertices in $G_{\mathcal{A}_7}$.

Since $|E(G_{\mathcal{A}_7})| = 6$ and $|E(K_4)| = \binom{4}{2} = 6$, no quotient graph of $G_{\mathcal{A}_7}$ can contain K_4 as a proper subgraph (i.e. a subgraph that is not the original graph). Therefore, it suffices to consider the case where K_4 is isomorphic to a quotient graph of $G_{\mathcal{A}_7}$. For simplicity, we write “=” to denote graph isomorphism.

Suppose that there exists a partition $\pi^* = \{Q_1, Q_2, Q_3, Q_4\} \in \Pi_7$ such that $G_{\mathcal{A}_7}/\pi^* = K_4$. Then, π^* must satisfy the following conditions:

1. No subset Q_i contains adjacent numbers, i.e., $(k, k+1)$ for $k \in \{1, 2, \dots, 6\}$ and $i \in [4]$;
2. For any $i \neq j$, there exist $k \in Q_i$ and $k' \in Q_j$ such that $|k - k'| = 1$.

The first condition ensures that $|E(G_{\mathcal{A}_7}/\pi)| = 6$. The second condition ensures that every pair of subsets is connected by at least one edge in the quotient graph. Since $G_{\mathcal{A}_7}$ has only 6 edges, each edge must correspond uniquely to a distinct pair of subsets, covering all 6 edges of K_4 .

Define a map $c : [7] \rightarrow [4]$ by

$$c(k) = i \quad \text{for all } k \in Q_i.$$

This map can be interpreted as a coloring of the vertices: each vertex k is colored by the index of the subset B_i which it belongs to, so that all vertices in Q_i are dyed by color i . By above analysis,

each pair of adjacent vertices is assigned different colors, thus for each $i \in [6]$, $\{Q_{c(i)}, Q_{c(i+1)}\}$ is an edge in $G_{\mathcal{A}_7}/\pi^*$.

Then, the sequence of edges

$$\{Q_{c(1)}, Q_{c(2)}\}, \{Q_{c(2)}, Q_{c(3)}\}, \{Q_{c(3)}, Q_{c(4)}\}, \{Q_{c(4)}, Q_{c(5)}\}, \{Q_{c(5)}, Q_{c(6)}\}, \{Q_{c(6)}, Q_{c(7)}\}$$

corresponds to an Euler trail (i.e., a sequence of edges in which consecutive edges share a common endpoint, visiting every edge of the graph exactly once without repetition.) in the quotient graph $G_{\mathcal{A}_7}/\pi^* = K_4$.

However, by Corollary 4.1 in [Bondy and Murty \(1976\)](#), a connected undirected graph admits an Euler trail if and only if it has exactly 0 or 2 vertices of odd degree. Since K_4 has 4 vertices, each of degree 3, all vertices have odd degrees, and thus no Euler trail exists. This contradiction shows that no partition π^* can produce K_4 as a quotient graph of $G_{\mathcal{A}_7}$. \square

References

- Garrett Birkhoff. *Lattice theory*, volume 25. American Mathematical Society, 1940.
- Hans L Bodlaender and Arie MCA Koster. Treewidth computations II. Lower bounds. *Information and Computation*, 209(7):1103–1119, 2011.
- John Adrian Bondy and Uppaluri Siva Ramachandra Murty. *Graph theory with applications*, volume 290. Macmillan London, 1976.
- Richard P Stanley. *Enumerative Combinatorics*, volume 1. Cambridge University Press, 2011.