

A Polylogarithmic Algorithm for Stochastic Online Sorting

Dimitris Fotakis^{1,2}, Andreas Kalavas^{* 3}, Charalampos Platanos^{1,2}, and Thanos Tolias^{1,2}

¹National Technical University of Athens, Greece

²Archimedes RU, Athena RC, Greece

³Carnegie Mellon University, Pittsburgh, USA

fotakis@cs.ntua.gr akalavas@andrew.cmu.edu harrisplat@gmail.com
 thanostolias@mail.ntua.gr

Abstract

In the *Online Sorting Problem*, an array of n initially empty cells is given. At each time step t , a real number $x_t \in [0, 1]$ arrives and must be placed immediately and irrevocably into an empty cell. The objective is to minimize the sum of absolute differences between consecutive entries. The problem was introduced by Aamand, Abrahamsen, Beretta, and Kleist (SODA 2023) as a technical tool for proving lower bounds in online geometric packing problems. In follow-up work, Abrahamsen, Bercea, Beretta, Klausen, and Kozma (ESA 2024) studied the *Stochastic Online Sorting Problem*, where each x_t is drawn i.i.d. from $\mathcal{U}(0, 1)$, and presented a $\tilde{O}(n^{1/4})$ -competitive algorithm, showing that stochastic input enables much stronger guarantees than in the adversarial setting. They also introduced the *Online Travelling Salesperson Problem (TSP)* as a multidimensional generalization. More recently, Hu [Hu25], independently and in parallel, obtained a $\log n \cdot 2^{O(\log^* n)}$ -competitive algorithm together with a logarithmic lower bound for the *Stochastic Online Sorting Problem*.

We give an $O(\log^2 n)$ -competitive algorithm for the *Stochastic Online Sorting Problem* that succeeds w.h.p., achieving an exponential improvement over the $\tilde{O}(n^{1/4})$ bound of Abrahamsen et al. (ESA 2024). Our approach further extends to the *Stochastic Online TSP* in fixed dimension d , where it achieves an $O(\log^2 n)$ -competitive ratio.

1 Introduction

Online decision-making under uncertainty is a central theme in algorithm design, capturing the tension between irrevocable actions and incomplete information. In many applications, elements must be assigned to positions or resources immediately upon arrival, before future inputs are known. Examples include packet placement in memory buffers, layout problems in VLSI design, and dynamic task scheduling. The cost incurred often depends not just on individual assignments, but on the global structure of the final configuration.

The *Online Sorting Problem*, introduced by Aamand, Abrahamsen, Beretta, and Kleist [AABK23] (SODA 2023), offers a minimalist abstraction of such scenarios: real-valued elements arrive one

^{*}The majority of this work was carried out while the author was an intern at the Archimedes Research Unit.

This work has been partially supported by project MIS 5154714 of the National Recovery and Resilience Plan Greece 2.0, funded by the European Union under the NextGenerationEU Program.

The authors would like to thank Marina Kontalexi for the valuable discussions.

by one and must be irrevocably placed into an array, with the goal of minimizing the sum of absolute differences between consecutive entries. Despite its simplicity, the model captures the core algorithmic difficulty of a variety of geometric online problems. Aamand et al. used it as a technical foundation to derive lower bounds for online strip packing, bin packing, and perimeter packing, and provided a tight $O(\sqrt{n})$ -competitive algorithm in the adversarial setting. Their lower bound applied to deterministic algorithms; subsequently, Abrahamsen, Bercea, Beretta, Klausen, and Kozma [ABB⁺24] (ESA 2024) showed that even randomized algorithms cannot beat this guarantee in the worst case.

The connection to geometric optimization extends further: Online Sorting can be seen as a special case of the *Online Travelling Salesperson Problem (Online TSP)*, where arriving points must be irrevocably inserted into a growing tour. This generalization was introduced in the same ESA 2024 paper by Abrahamsen et al., who gave a dimension-dependent algorithm for the adversarial Online TSP. Soon after, Bertram [Ber25] (ESA 2025) demonstrated that dimension-independent bounds are possible in the adversarial model, further highlighting the richness of the problem space.

Motivated by the large $\Theta(\sqrt{n})$ lower bound in the adversarial setting, Abrahamsen et al. [ABB⁺24] initiated the study of a stochastic variant of Online Sorting, where each input value is drawn i.i.d. from a known distribution. Their goal was to leverage stochasticity to obtain qualitatively stronger guarantees, by exploiting typical-case structure rather than defending against worst-case inputs. Focusing on the uniform distribution, they designed a $\tilde{O}(n^{1/4})$ -competitive algorithm, demonstrating that even mild probabilistic assumptions can lead to exponential improvements over the adversarial baseline.

In this work, we present an $O(\log^2 n)$ -competitive algorithm for stochastic online sorting, achieving an exponential improvement over the $\tilde{O}(n^{1/4})$ bound of Abrahamsen et al. [ABB⁺24]. Furthermore, we show that our approach extends naturally to the multidimensional setting of stochastic Online TSP with (asymptotically) the same competitive ratio. In recent parallel and independent work, Hu [Hu25] obtained a $\log n \cdot 2^{O(\log^* n)}$ -competitive algorithm along with a nearly matching lower bound of $\Omega(\log n)$ for the stochastic version of Online Sorting.

Remark 1.1. To the best of our understanding, Hu’s $O(\log^{20} n)$ high-probability algorithm [Hu25] can be extended to the multidimensional setting using techniques similar to those developed in Section 3. By contrast, whether his recursive $\log n \cdot 2^{O(\log^* n)}$ -competitive algorithm extends beyond the one-dimensional case remains unclear.

1.1 Formal Problem Definition

We study the *Online Sorting Problem*, introduced by Aamand et al. [AABK23]. The input consists of a sequence of n real numbers $x_1, x_2, \dots, x_n \in [0, 1]$, which arrive one at a time in an online fashion. There is an array A of length n with initially empty cells $A[1], A[2], \dots, A[n]$. Upon the arrival of each number x_j , an online algorithm must immediately and irrevocably assign x_j to an empty cell of the array. After all n numbers have been placed, the algorithm incurs a total cost equal to the sum of absolute differences between consecutive entries in the array:

$$\text{Cost}(A) = \sum_{i=1}^{n-1} |A[i+1] - A[i]|.$$

The objective is to minimize this cost.

Aamand et al. [AABK23] first considered the *adversarial model*, where the input sequence x_1, x_2, \dots, x_n is selected by an adaptive adversary with full knowledge of the algorithm. The performance of an

algorithm ALG is measured by its competitive ratio:

$$\max_{\mathcal{I}} \frac{\text{ALG}(\mathcal{I})}{\text{OPT}(\mathcal{I})},$$

where $\text{OPT}(\mathcal{I})$ denotes the cost of the optimal offline algorithm on instance \mathcal{I} , and the maximization is over all valid input sequences.

Abrahamsen et al. [ABB⁺24] later introduced the *stochastic model with known distribution*, in which the inputs x_1, \dots, x_n are drawn i.i.d. from a known distribution with cumulative distribution function (CDF) $F : [0, 1] \rightarrow [0, 1]$. The goal is again to minimize the competitive ratio relative to the optimal offline solution on the realized instance. Formally, the algorithm seeks to minimize:

$$\frac{\text{ALG}(\mathcal{I})}{\text{OPT}(\mathcal{I})}$$

with high probability over the random draw of the instance $\mathcal{I} \sim F^{\otimes n}$.

1.2 Technical Overview and Contributions.

A Polylogarithmic Algorithm for Stochastic Online Sorting. Before describing our algorithm, we will briefly review the previous work on this problem by Abrahamsen et al. [ABB⁺24]. The first main idea is to divide the larger part of the array into buckets, hash elements into them using a standard hash function and solve the problem separately in each bucket. The second main idea is the introduction of a backyard. Since each bucket has a fixed capacity, some elements will not fit in their hashed bucket and so an additional (small) part of the array in the end is used as a place to store this overflow (backyard). Their first algorithm that uses the algorithm for the adversarial algorithm from Aamand et al. [ABK23] in each bucket achieves $\tilde{O}(n^{1/3})$ complexity. When they use a recursive version of their first algorithm inside each bucket they improve the time complexity to $\tilde{O}(n^{1/4})$. We continue by seeing the above algorithm from the lens of the balls-into-bins literature in order to understand its limitations.

Abrahamsen et al.'s algorithm (especially the first version) can be thought an instance of the balls-into-bins problem, since each number is placed in each bucket with the same probability. For their algorithm to work, it is crucial that all the buckets are filled before the backyard is filled. This argument is necessary to show that the numbers in each bucket are only those hashed into them and not leftover numbers that do not fit anywhere else in the array at the end of the algorithm. Then, they argue that the cost of placing numbers into buckets is small, since each bucket contains "close" numbers, while the backyard contains numbers that are placed arbitrarily. The $O(n^{1/3})$ algorithm is obtained by optimizing the size of the buckets and the backyard to balance the aforementioned costs. The main limitation of the above approach is that the balls-into-bins instance is fixed at the start of the algorithm and thus the size of the backyard must be large in order to cover for imbalances in the buckets with high probability.

Main Idea and Intuition. Our main idea is that we can view the online sorting problem as a series of balls-into-bins instances, adjusting the capacities of the buckets dynamically in each new instance to handle previous imbalances. We partition the original array A in a series of (decreasing in length) subarrays A_i and treat filling each subarray as a different instance. More specifically, we start placing numbers into buckets with a hashed-based logic in a subarray A_1 of the original array. This is our first balls-into-bins instance. During the first overflow in our current balls-into-bins

instance we initiate a new one. In this new instance our bins consist of the empty cells of A_1 and subarray A_2 . The size and number of the buckets in the new subarray are selected so that the new balls-into-bins instance can handle previous imbalances.

In order to gain more intuition we consider a small toy example. Suppose for simplicity's sake, that subarray A_1 has 100 cells and is divided into 4 buckets, with capacity 25 each, that handle numbers in $(0, 0.25)$, $(0.25, 0.5)$, $(0.5, 0.75)$, $(0.75, 1)$ respectively. Assume that, the bucket in the first balls-into-bins instance that contains numbers from $(0, 0.25)$ is overflowed and numbers in each bucket are $(25, 20, 10, 15)$ at the time exactly before the overflow. Then, the up to this point empty, subarray A_2 will be brought into action to take care of the overflows of subarray A_1 . Let's assume that A_2 has 50 cells and two buckets that handle numbers $(0, 0.5)$, $(0.5, 1)$. Our goal is to set the lengths of each bucket in A_2 in a way that ensure that an overflow is occurred relatively late, for instance after A_1 is completely filled. If we allocate 25 cells for each bucket in A_2 then we expect the first one to overflow significantly faster than the second one since in A_1 there are less empty cells for elements lying in $(0, 0.5)$ than for elements lying in $(0.5, 1)$. Thus in order to handle the imbalances in A_1 we will allocate more cells in the first bucket in A_2 . More specifically, the total number of empty cells in A_1 is $0 + 5 + 15 + 10 = 30$ and since we add 50 cells with A_2 we have in total 80 cells. If we allocate 35 cells for the first bucket in A_2 and 15 cells for the second one then we can consider a new balls-into-bins instance with 2 bins that handle numbers from $(0, 0.5)$ and $(0.5, 1)$ respectively. The first bin contains the first two buckets of A_1 and the first bucket of A_2 and has 40 empty cells, thus capacity 40. The second bin contains the last two buckets of A_1 and the second bucket of A_2 and has 40 empty cells, thus capacity 40. As a result, we have created a new balanced balls-into-bins instance since the bins have equal capacity and thus we expect that the overflow of this instance occurs later than if we divided A_2 into two equal sized buckets. The balls-into-bins perspective and specifically the power of changing dynamically capacities of the balls-into-bins instances to handle imbalances are the core ideas that let us to make an exponential improvement upon the best-known algorithm.

Uniform Stochastic Online Euclidean TSP. The main challenge when trying to extend this problem to higher dimensions is that we suddenly do not have a trivial offline solution - our optimal solution is the cost of the TSP tour. To address this issue, we divide the space into blocks, and consider the best tour that visits the input points block by block, where consecutive blocks are adjacent. Here, the order of the blocks is inspired by space-filling curves, which have been widely used for the universal TSP problem in the past (see [PB89, BG89, HKL06, CS17]). We show that this special tour is worse only by a constant factor from the TSP tour, and then we adjust our online sorting algorithm to find an approximate solution of this specific high-dimensional tour by utilizing Bertram's [Ber25] algorithm. This way, we manage to maintain the $O(\log^2 n)$ -competitive factor in higher dimensions. Finally, we note that we only consider the uniform distribution.

2 Our algorithm

2.1 Notations

Let $\mathcal{U}(0, 1)$ the uniform distribution in $[0, 1]$. We denote by $[k]$ the set $\{1, 2, \dots, k\}$. For a subarray A , we adopt a slight abuse of notation by using A to refer both to the subarray itself and to its length, with the intended meaning being clear from context. We also denote by \mathcal{A}_{adv} the $O(\sqrt{n})$ algorithm of Aamand et al. [AABK23].

2.2 Algorithm Description

First, we note that, for the sake of clarity of presentation, our analysis does not aim to obtain the tightest possible bounds. In fact, a more favourable competitive ratio can be established with a refined argument. We refer the reader to Remark 2.10, Remark 2.11 and Remark 2.12 at the end of the analysis for further discussion. Our algorithm works in phases, each of which can be described as a balls-into-bins problem as explained below.

Phase 1. First, define ℓ as the unique positive integer such that $\frac{n}{4\log^2 n} < 2^\ell \leq \frac{n}{2\log^2 n}$. Then, let A_1 as the subarray containing the first $\lfloor \frac{n}{2} \rfloor$ elements of the original array. In the first phase we will place elements inside this subarray using a hash-based logic. First, we divide the A_1 elements into $K_1 = 2^\ell$ contiguous sub-subarrays, that we call buckets, of size $C_1 = \frac{A_1}{K_1}$ elements each. Note that C_1 may not be an integer; consequently, some buckets will have capacity $\lfloor C_1 \rfloor$ while others will have capacity $\lfloor C_1 \rfloor + 1$. Either case, the capacity of each bucket is $\Theta(\log^2 n)$. As we receive elements online, we place an element $x \in (\frac{i-1}{K_1}, \frac{i}{K_1}]$ for $i \in [K_1]$ into bucket i (element 0 is placed in bucket 1). Inside each bucket, the placement of the elements is done using \mathcal{A}_{adv} . Since the input is drawn from $\mathcal{U}(0, 1)$ and each bucket has the same mapped-length, each sample has equal probability of being placed into each bucket. Placement of numbers into the buckets of A_1 at the first phase of our algorithm can be thought as a balls-into-bins instance where we throw balls into K_1 bins, uniformly at random. When an element arrives and its designated bucket is full, we say that an overflow has occurred, triggering a transition to Phase 2.

Phase 2. In order to handle overflows from subarray A_1 we allocate a subarray A_2 of size $\lfloor \frac{n}{4} \rfloor$ next to A_1 . Subarray A_2 is divided into $K_2 = K_1/2 = 2^{\ell-1}$ buckets and bucket i handles elements from interval $(\frac{i-1}{K_2}, \frac{i}{K_2}]$. When a number cannot be placed into its designated bucket in A_1 (because the bucket is full) we place it into its designated bucket in A_2 . Inside each bucket, the placement of the elements is done using \mathcal{A}_{adv} . To fully describe A_2 , we must specify the size of each bucket. Crucially, these sizes are not the same for each bucket, as discussed in the introduction.

To gain a better understanding of how we will select the capacities of the buckets, we will define a second balls-into-bins instance, which is created alongside Phase 2. Consider the empty cells of buckets $2i - 1$ and $2i$ of subarray A_1 together with the i -th bucket of subarray A_2 (which is empty and its size will be defined shortly). Together, these 3 buckets create the i -th bin of our second balls-into-bins instance, consisting of K_2 bins. More specifically, bin i receives elements from the intervals that buckets $2i - 1$ and $2i$ of subarray A_1 map, together with the interval of the i -th bucket of subarray A_2 , which are the same: $(\frac{i-1}{K_2}, \frac{i}{K_2}]$. As a result, since the mapped interval in each bin has the same size each sample has equal probability of being placed into each bin, thus letting us use the balls-into-bins modelling.

When a bin overflows in this second balls-into-bins instance, this means a bucket in A_2 has overflowed since even if buckets of A_1 are full we can still place an element in its designated bucket in A_2 . Ideally, we would like the first overflow in subarray A_2 to occur late. To achieve this, we would like the second balls-into-bins instance to be somewhat balanced by forcing bins to have the same capacity. This fact determines the size of each bucket. More specifically, if the overflow in A_1 occurred exactly after N_1 elements, then we have $A_1 - N_1$ empty positions in A_1 and thus together with A_2 we have $A_1 + A_2 - N_1$ total empty positions. This is the total size of the second balls-into-bins instance, i.e. the total number of balls that all bins can collectively hold. Since the number of bins is K_2 , for the capacity of each bin we have $C_2 = \frac{A_1 + A_2 - N_1}{K_2} = \Theta(\log^2 n)$. Note, again, that C_2 may not

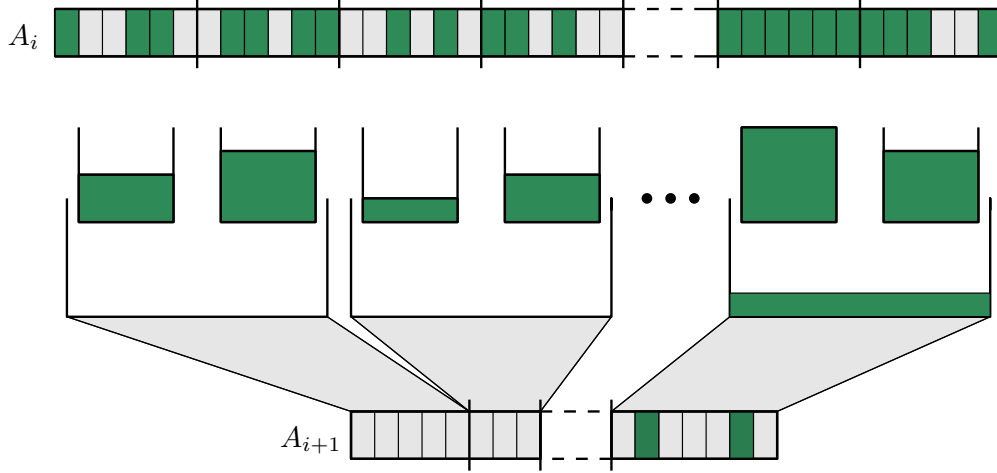


Figure 1: A balls-into-bins instance during the execution of our algorithm. Note how each 2 subarrays of A_i together with one subarray of A_{i+1} create the bins of the instance.

be an integer thus the capacities of the bins in the balls-into-bins instance may differ by at most 1 ($\lfloor C_2 \rfloor$ and $\lfloor C_2 \rfloor + 1$). Using the capacity of each bin we can find the size of each bucket in A_2 . More specifically, for bucket i of A_2 we subtract from the capacity of bin i the remaining empty cells in buckets $2i - 1$ and $2i$ of A_1 . When an element arrives and its designated bucket in A_1 and A_2 is full, we transition to Phase 3.

Phases $3 \dots k$. In Phase 3 we allocate a subarray A_3 next to A_2 to handle overflows of A_2 , and so on until the last Phase $k \leq \ell$ (the ending condition will be defined shortly). Phases i for $3 \leq i \leq k$ are defined similarly to Phase 2. To be more precise, for $3 \leq i \leq k$ we have $K_i = K_{i-1}/2 = 2^{\ell-i+1}$, $A_i = \lfloor \frac{n}{2^i} \rfloor$ and bucket $j \in [K_i]$ receives elements in $(\frac{j-1}{K_i}, \frac{j}{K_i}]$. Note that, by the definition of the sizes of A_i we can always allocate the next subarray, i.e. there exists free space. Similarly to Phase 2, the i -th balls-into-bins instance consists of K_i bins in total. Each bin contains 2 buckets from subarray A_{i-1} and one bucket from subarray A_i exactly (see also Figure 1). Regarding the size of each bucket in the subarrays, we define N_i as the numbers of elements placed into array A_{i-1} until the first overflow occurs in one of its buckets. We will calculate the capacity of each bin in the i -th balls-into-bins instance exactly as in Phase 2. To be more specific we let $C_i = \frac{A_{i-1} + A_i - N_{i-1}}{K_i}$, thus the capacities of the bins are $\lfloor C_i \rfloor$ and (possibly) $\lfloor C_i \rfloor + 1$. Since the capacity of the bins determines the size of each bucket in A_i , Phase i is fully determined. Note that $A_{i-1} + A_i - N_{i-1}$ is the size of the i -th balls-into-bins instance and also again $C_i = \Theta(\log^2 n)$ hold. The above process is continued until the remaining elements in the array are less than $100 \log^2 n$. The ending condition is well defined since $n - \sum_{i=1}^{\ell} A_i \leq n - \sum_{i=1}^{\ell} \frac{n}{2^i} + \ell < 100 \log^2 n$.

Final Phase. When A_k overflows, we place the remaining elements into the final positions at the end of the array. Let this final subarray be denoted by B . We place elements in B using the \mathcal{A}_{adv} . Note that from the definition of k , B has size $< 100 \log^2 n = \Theta(\log^2 n)$.

Note that B may become full before all n elements of the input have been processed. In this case, we must place the remaining elements in arbitrary positions of the array, that remained empty during the algorithm, possibly leading to high cost. Thus, if B overflows before the end of the input, we say that our algorithm has *failed*.

2.3 Analysis

In the following, we will show that our algorithm does not fail with high probability. First, we present the following lemma, which plays a key role in analysing the balls-into-bins instances encountered in our problem.

Lemma 2.1. *Suppose a balls-into-bins instance with K total bins, each with capacity $C = \Theta(\log^2 n)$ and let $M = K \cdot C \leq n$ the total number of balls that all bins can collectively hold. If the probability that an element belongs to each bin is the same, then the first overflow of a bin happens after $M - \frac{M}{\Theta(\log^{1/2} n)}$ balls are thrown w.p. at least $1 - K/n^2$. Also, after throwing $M + \frac{M}{\Theta(\log^{1/2} n)}$ balls, all bins are full w.p. at least $1 - K/n^2$.*

Proof. We will use standard Chernoff bounds along with a union bound over bad events. For each $i \in [K]$, let $L_i^{(t)}$ denote the random variable representing the number of balls in the i -th bin after t balls have been thrown. Note that $\mathbb{E}[L_i^{(t)}] = t/K$. Also, let $X_i^{(t)} \sim \text{Bernoulli}(1/K)$ be the indicator random variable that is equal to 1 if and only if the t -th ball lands in bin i . Thus, $L_i^{(t)} = \sum_{j \in [t]} X_i^{(j)}$, where $X_i^{(j)}$ are independent. First, to bound the time of the first overflow, we apply a standard upper tail Chernoff bound. After throwing $T = M - c \cdot \frac{M}{\log^{1/2} n} = M - \frac{M}{\Theta(\log^{1/2} n)}$ balls for some positive constant c , we obtain that (c is not absorbed into $\Theta(\cdot)$ term):

$$\mathbb{P}[L_i^{(T)} \geq C] \leq \exp\left(-\frac{\left(\frac{M-T}{T}\right)^2 \cdot \frac{T}{K}}{\frac{M-T}{T} + 2}\right) = \exp\left(-\frac{(M-T)^2 C}{(M+T)M}\right) \leq \exp\left(-\frac{c^2}{2} \Theta(\log n)\right) \leq \frac{1}{n^2}$$

for some choice of constant c , depending on $C = \Theta(\log^2 n)$. Taking a union bound over all K bins, we get:

$$\mathbb{P}[\exists i \in [K] : L_i^{(T)} \geq C] \leq \frac{K}{n^2}.$$

This shows that w.p. at least $1 - \frac{K}{n^2}$, no bin has exhibited overflow after $T = M - o(M)$ balls have been thrown, completing the first part of the lemma.

For the second part of the lemma, we want to show that after throwing $T' = M + c \cdot \frac{M}{\log^{1/2} n} = M + \frac{M}{\Theta(\log^{1/2} n)}$ balls for some positive constant c , all bins are full w.p. at least $1 - \frac{K}{n^2}$. From a standard lower tail Chernoff bound we obtain that (again c is not absorbed into $\Theta(\cdot)$ term):

$$\mathbb{P}[L_i^{(T')} < C] \leq \exp\left(-\frac{\left(\frac{T'-M}{T'}\right)^2 \cdot \frac{T'}{K}}{2}\right) = \exp\left(-\frac{(T'-M)^2 C}{2T'M}\right) \leq \exp\left(-\frac{c^2}{4} \Theta(\log n)\right) \leq \frac{1}{n^2}$$

for some choice of constant c , depending on $C = \Theta(\log^2 n)$. Taking a union bound over all K bins, we get:

$$\mathbb{P}[\exists i \in [K] : L_i^{(T')} < C] \leq \frac{K}{n^2},$$

finishing the proof. \square

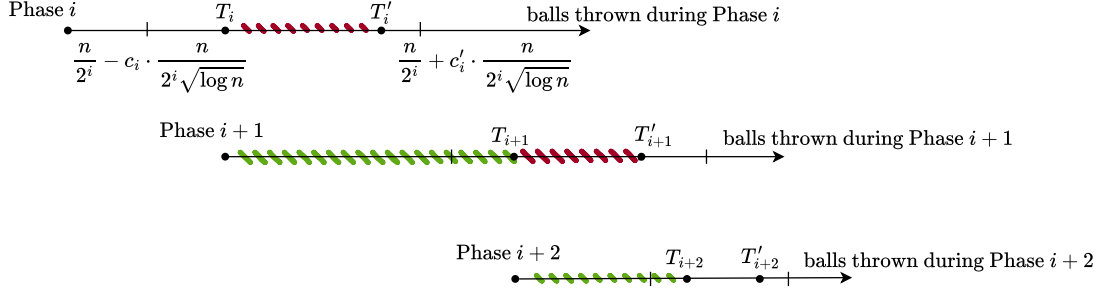


Figure 2: A timeline of the phases of our algorithm during execution. Note how the inequality $T'_i - T_i \leq T_{i+1}$ is preserved.

We proceed by showing that each subarray fills up before an overflow occurs in the next subarray with high probability. Intuitively, this implies that the subarrays fill sequentially, one after another. Before stating the lemma, we first introduce some definitions.

Definition 2.2. For $i \in [k]$, define as T_i the number of elements inserted during Phase i until the first overflow in A_i and T'_i as the number of elements inserted during Phase i until A_i becomes full.

Remark 2.3. Note that T_i and N_i are different numbers since some elements during Phase i will also be inserted into the remaining empty cells of A_{i-1} (the i -th balls-into-bins instance consists of buckets from A_{i-1} and A_i).

We now define a set of events which will be shown to hold w.h.p., as a consequence of Lemma 2.1.

Definition 2.4. Consider the i -th balls-into-bins instance (alone). Let \mathcal{O}_i denote the event that A_i overflows after $A_i + A_{i-1} - N_{i-1} - \frac{A_i + A_{i-1} - N_{i-1}}{\Theta(\log^{1/2} n)}$ balls have been thrown in this instance, and let \mathcal{F}_i denote the event that A_i is fully filled after $A_i + A_{i-1} - N_{i-1} + \frac{A_i + A_{i-1} - N_{i-1}}{\Theta(\log^{1/2} n)}$ insertions in this instance, for $i \in [k-1]$ and setting $N_0 = A_0 = 0$.

Remark 2.5. The quantity $A_i + A_{i-1} - N_{i-1}$ denotes the size of the i -th balls-into-bins instance.

Below we show that Lemma 2.1 still holds even if some bin capacities are $C + 1$ instead of C .

Corollary 2.6. For the probabilities of the events \mathcal{O}_i , \mathcal{F}_i it holds: $\mathbb{P}[\mathcal{O}_i] \geq 1 - \frac{K_i}{n^2}$ and $\mathbb{P}[\mathcal{F}_i] \geq 1 - \frac{K_i}{n^2}$.

Proof. The capacity of each bin in the i -th balls-into-bins instance is at least $\lfloor C_i \rfloor$. Thus for the time of the first overflow, from Lemma 2.1 we get that w.p. $1 - \frac{K_i}{n^2}$: $T_i \geq K_i \lfloor C_i \rfloor - \frac{K_i \lfloor C_i \rfloor}{\Theta(\log^{1/2} n)} \geq K_i C_i - K_i - \frac{K_i C_i}{\Theta(\log^{1/2} n)} \geq A_i + A_{i-1} - N_{i-1} - \frac{A_i + A_{i-1} - N_{i-1}}{\Theta(\log^{1/2} n)}$.

Similarly, for the other event, the capacity of each bin in the i -th balls-into-bins instance is at most $1 + \lfloor C_i \rfloor$. Thus for the time where all buckets are full, from Lemma 2.1 we get that w.p. $1 - \frac{K_i}{n^2}$: $T'_i \leq K_i \lfloor C_i \rfloor + K_i + \frac{K_i \lfloor C_i \rfloor + K_i}{\Theta(\log^{1/2} n)} \leq A_i + A_{i-1} - N_{i-1} + \frac{A_i + A_{i-1} - N_{i-1}}{\Theta(\log^{1/2} n)}$. \square

We are now ready to formally state the main lemma underlying our analysis.

Lemma 2.7. *For each $i \in [k-1]$, conditioned on the event*

$$\mathcal{E}_i = \bigcap_{j \in [i+1]} (\mathcal{O}_j \cap \mathcal{F}_j),$$

every subarray A_j for $j \in [i]$ becomes completely filled before any bucket in A_{j+1} overflows. Moreover,

$$\mathbb{P}[\mathcal{E}_{k-1}] \geq 1 - \frac{1}{n}.$$

Proof. We proceed using strong induction (see also Figure 2 for a visual representation of the proof).

Base case, $i = 1$: We aim to show that the first subarray A_1 is filled before any overflow occurs in the second balls-into-bins instance, that is, $T_2 \geq T'_1 - T_1$, conditioned on \mathcal{E}_1 . For the first Phase, it holds $T_1 = N_1$ (there is no previous phase). Thus, the size of the second balls-into-bins instance is $A_1 + A_2 - T_1$. Now, using Definition 2.4, observe that:

$$\begin{aligned} T_2 - (T'_1 - T_1) &\geq A_1 + A_2 - T_1 - \frac{A_1 + A_2 - T_1}{\Theta(\log^{1/2} n)} - \left(A_1 + \frac{A_1}{\Theta(\log^{1/2} n)} - T_1 \right) \\ &= A_2 - \frac{A_1 + A_2 - T_1}{\Theta(\log^{1/2} n)} - \frac{A_1}{\Theta(\log^{1/2} n)} \\ &> A_1/4 - o(A_1) \geq 0, \end{aligned}$$

since $A_2 > A_1/4$, thus conditioned on \mathcal{E}_1 we obtain the desired result, proving the base case.

Induction step: Assume the statement holds for each $i \in [\ell-1]$. We aim to prove that it also holds for $i = \ell$. Since we condition on \mathcal{E}_ℓ , every subarray A_j for $j \in [\ell-1]$ becomes completely filled before any bucket in A_{j+1} overflows. As a result, when Phase $\ell+1$ starts, every subarray A_j for $j \in [\ell-1]$ is filled, so the number of empty positions in A_ℓ when Phase $\ell+1$ starts is $\sum_{i \in [\ell]} (A_i - T_i)$. Therefore, the size of the balls-into-bins instance of Phase $\ell+1$ is $A_{\ell+1} + \sum_{i \in [\ell]} (A_i - T_i)$, which aligns with Remark 2.5 since $N_\ell = A_\ell - \sum_{i \in [\ell]} (A_i - T_i)$. Naturally, the same reasoning applies to Phase ℓ . We define $\mathcal{S} := \sum_{i \in [\ell-1]} (A_i - T_i)$ and note that \mathcal{S} is the number of empty positions in array $A_{\ell-1}$ before Phase ℓ starts. Now, using Definition 2.4 again, observe that:

$$\begin{aligned} T_{\ell+1} - (T'_\ell - T_\ell) &\geq A_{\ell+1} + \mathcal{S} + A_\ell - T_\ell - \frac{A_{\ell+1} + \mathcal{S} + A_\ell - T_\ell}{\Theta(\log^{1/2} n)} - \left(A_\ell + \mathcal{S} + \frac{A_\ell + \mathcal{S}}{\Theta(\log^{1/2} n)} - T_\ell \right) \\ &= A_{\ell+1} - \frac{A_{\ell+1} + \mathcal{S} + A_\ell - T_\ell}{\Theta(\log^{1/2} n)} - \frac{A_\ell + \mathcal{S}}{\Theta(\log^{1/2} n)} \\ &\geq A_{\ell+1} - \frac{A_{\ell+1} + A_{\ell-1} + A_\ell - T_\ell}{\Theta(\log^{1/2} n)} - \frac{A_\ell + A_{\ell-1}}{\Theta(\log^{1/2} n)} \quad (\text{since } A_{\ell-1} > \mathcal{S}) \\ &\geq A_{\ell-1}/8 - o(A_{\ell-1}) \geq 0, \end{aligned}$$

where we used that $A_i = \Theta(A_{i-1})$, completing the proof of the induction step.

For the second part of the lemma we use Corollary 2.6 to bound the probability of events $\mathcal{O}_i, \mathcal{F}_i$. Applying a union bound over $k-1$ phases, we obtain:

$$\mathbb{P}[\mathcal{E}_{k-1}] = \mathbb{P} \left[\bigcap_{j \in [k]} (\mathcal{O}_j \cap \mathcal{F}_j) \right] \geq 1 - \frac{2 \sum_{i \in [k]} K_i}{n^2} \geq 1 - \frac{1}{n},$$

for large enough n , completing the proof. \square

Using Lemma 2.7 we can now prove the following theorem:

Theorem 2.8. *Our algorithm does not fail with probability at least $1 - 1/n$.*

Proof. From Lemma 2.7, when array A_k overflows then all arrays A_i for $i \in [k - 1]$ are filled w.p. at least $1 - 1/n$. Therefore, the remaining $O(\log^2 n)$ elements are guaranteed to fit into subarray B and A_k , completing the proof. \square

To complete the analysis of our algorithm, we bound its cost with the following theorem.

Theorem 2.9. *Our algorithm incurs $O(\log^2 n)$ cost w.p. $1 - 1/n$.*

Proof. We begin by conditioning on the event \mathcal{E}_{k-1} , which ensures that each bucket in every subarray stores exactly the elements belonging to its designated interval. We decompose the total cost into the following components:

- Buckets: Consider subarray A_i . Since we use \mathcal{A}_{adv} algorithm for placement in each bucket, we incur total cost for the subarray: $\sum_{j=1}^{K_i} \sqrt{C_i} \cdot \frac{1}{K_i} = \Theta(\log n)$ and since we have $k = O(\log n)$ subarrays in total we incur total cost $O(\log^2 n)$
- Between buckets inside a subarray: Consider subarray A_i . Since, by definition, each bucket contains elements strictly smaller than the next, the total cost to "connect them" is at most $\sum_{j=1}^{K_i-1} \frac{j+1}{K_i} - \frac{j-1}{K_i} \leq 2$, thus in total for all subarrays: $O(\log n)$
- Between subarrays: Between subarrays we incur cost at most 1 and since we have $k = O(\log n)$ transitions this cost is $O(\log n)$
- Subarray B : The elements are inserted in B using \mathcal{A}_{adv} thus we incur total cost $O(\log n)$, since B has $O(\log^2 n)$ elements.

As a result, by conditioning on the event \mathcal{E}_{k-1} we obtain total cost $O(\log^2 n)$, thus concluding the proof of the theorem. \square

We conclude this section with two additional remarks.

Remark 2.10. If, in place of $\log^2 n$, we used $\log^{1+\varepsilon} n$ in the analysis, for an arbitrarily small constant $\varepsilon > 0$, the resulting algorithm would achieve a competitive ratio of $O(\log^{1.5+\varepsilon} n)$. With a refined analysis, the dependence on the ε term can be removed.

Remark 2.11. A stronger notion of high probability (e.g., $1 - 1/n^{100}$) can be obtained by choosing an appropriately large constant c in the analysis of Lemma 2.1.

Remark 2.12. Our results naturally extend to general known distributions by partitioning the $[0, 1]$ interval into K_i consecutive subintervals of equal probability mass, at each phase.

3 Uniform Stochastic Online Euclidean TSP

In this section, we extend our ideas for stochastic online sorting to the *Online Euclidean TSP* problem, which arises by increasing the dimensionality of the input. The input sequence consists of d -dimensional vectors x_i (or points) and the cost function becomes the sum of the Euclidean distances (symbolized with $\|\cdot\|$) between vectors in neighbouring cells in array A . As we aim to minimize the length of the total distance between consecutive points, this is the online setting of the

well-studied TSP problem. Interestingly, one can think of the online sorting problem as the online TSP problem in the space $[0, 1]$.

Online Euclidean TSP was introduced by [ABB⁺24] who also showed an $\Omega(\sqrt{n})$ lower bound for the adversarial setting. Recently, Bertram [Ber25] presented an algorithm with $O(\sqrt{n})$ competitive ratio, and thus closed the gap for the adversarial setting. In this paper, we explore what happens in the *Stochastic* setting, where the input is drawn from the *Uniform* distribution in $[0, 1]^d$. Formally, we have:

Definition 3.1 (Uniform Stochastic Online Euclidean TSP). Consider an array A of length n with initially empty cells $A[1], A[2], \dots, A[n]$. An input sequence consisting of n points $x_1, x_2, \dots, x_n \in [0, 1]^d$ drawn i.i.d. from the Uniform Distribution U in $[0, 1]^d$ arrives online one by one. Upon the arrival of each point x_j , an online algorithm must immediately and irrevocably assign x_j to an empty cell in the array. After all n points have been assigned, the algorithm incurs a total cost equal to the sum of euclidean distances between points in consecutive cells:

$$\text{Cost}(A) = \sum_{i=1}^{n-1} \|A[i+1] - A[i]\|.$$

The objective is to minimize the ratio $\frac{\text{ALG}(\mathcal{I})}{\text{OPT}(\mathcal{I})}$ that holds with high probability over the random choice of the instance \mathcal{I} .

As we saw in Section 2, our algorithm for online sorting matches intervals to buckets. In higher dimensions we aim to match blocks to buckets. However, in contrast with the online sorting problem, the cost of the best tour that visits the points block by block (we call this a *block tour*), is not necessarily optimal, whereas in the online sorting problem the best order of numbers when grouped interval by interval equals the optimal. To accommodate this, it suffices to show that the best block tour has constant factor approximation from the optimal tour with high probability. Then, by running a variant of the online sorting problem (that utilizes the adversarial algorithm by Bertram [Ber25] to accommodate higher dimensions), we get an $O(\log^2 n)$ -competitive ratio from the optimal block tour, which is $O(1)$ away from the TSP tour. Consequently, we get a final $O(\log^2 n)$ -competitive ratio.

3.1 Algorithm Description

Once again, our algorithm works in phases. Additionally, there is an initial preprocessing step in which we partition the domain into blocks and determine an order on them.

Preprocessing. Define \mathcal{C} as the set of blocks, initially containing only one block $c = [0, 1]^d$, corresponding to the whole space. Define ℓ as the unique positive integer such that $\frac{n}{4 \log^2 n} < 2^\ell \leq \frac{n}{2 \log^2 n}$. A split procedure is defined in Algorithm 1. As every split doubles the number of blocks in \mathcal{C} , we perform in total ℓ splits, in order for \mathcal{C} to contain $K_1 = 2^\ell$ blocks. The first split is done on the first dimension, the second split on the second dimension, and so on. After d splits, we start again from the first dimension, and repeat this process until we do all the splits. Subsequently, we determine an order for these blocks, such that consecutive blocks are always neighbouring blocks, i.e. they share an edge (or a hyperedge). Algorithm 2 traverses the blocks in such a way, let it be c_1, c_2, \dots, c_ℓ (the coordinates of the blocks are given by array v). The correctness of Algorithm 2 is analysed in Lemma 3.3. We continue to the main algorithm, which is very similar to the online sorting algorithm.

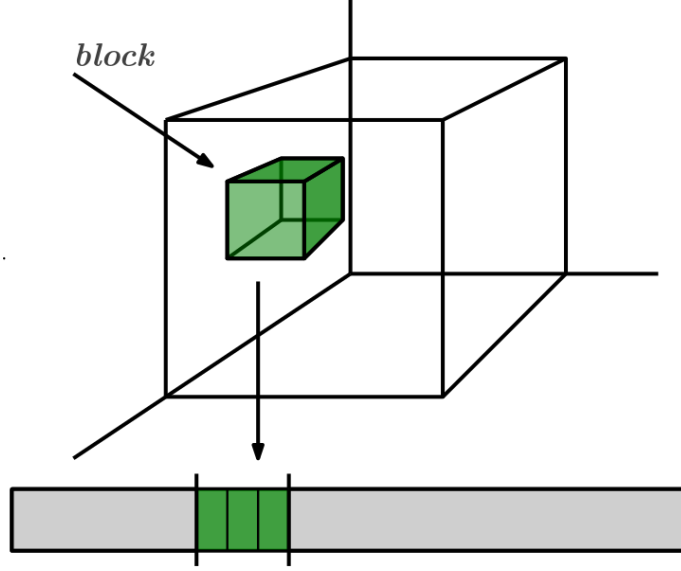


Figure 3: The domain $[0, 1]^d$ is subdivided into blocks. Elements within the same block are treated identically, and each block is mapped to a corresponding bucket of the array.

Phase 1. Define as A_1 as the subarray containing the first $\lfloor \frac{n}{2} \rfloor$ elements of the original array. First, we divide the A_1 elements into $K_1 = 2^\ell$ contiguous sub-subarrays, that we call buckets, of size $C_1 = \frac{A_1}{K_1}$ elements each. Note that C_1 may not be an integer; consequently, some buckets will have capacity $\lfloor C_1 \rfloor$ while others will have capacity $\lfloor C_1 \rfloor + 1$. Either case, the capacity of each bucket is $\Theta(\log^2 n)$. As we receive elements online, we place an element $x \in (\frac{i-1}{K_1}, \frac{i}{K_1}]$ for $i \in [K_1]$ into bucket i (element 0 is placed in bucket 1). Inside each bucket, the placement of the elements is done using \mathcal{A}_{adv} . Since the input is drawn from $\mathcal{U}(0, 1)$ and each bucket has the same mapped-length, each sample has equal probability of being placed into each bucket. Placement of numbers into the buckets of A_1 at the first phase of our algorithm can be thought as a balls-into-bins instance where we throw balls into K_1 bins, uniformly at random. Inside each bucket, the placement of the elements is done using the $O(\sqrt{n})$ algorithm of Bertram [Ber25]. When an element arrives and its designated bucket is full, we say that an overflow has occurred, triggering a transition to Phase 2.

Phase 2. In order to handle overflows from subarray A_1 we allocate a subarray A_2 of size $\lfloor \frac{n}{4} \rfloor$ next to A_1 . Subarray A_2 is divided into $K_2 = K_1/2 = 2^{\ell-1}$ buckets and bucket i handles elements from merged block $[c_{2i-1} \cup c_{2i}]$. When a number cannot be placed into its designated bucket in A_1 (because the bucket is full) we place it into its designated bucket in A_2 . Using similar logic as the one dimensional case, we set the capacity of each bin we have $C_2 = \frac{A_1 + A_2 - N_1}{K_2} = \Theta(\log^2 n)$. Using the capacity of each bin we can find the size of each bucket in A_2 . More specifically, for bucket i of A_2 we subtract from bin i the remaining empty cells in buckets $2i - 1$ and $2i$ of A_1 . Inside each bucket, the placement of the elements is done using Bertram [Ber25] once again. As we will show later, with high probability the first overflow of A_2 occurs after A_1 is filled completely (same with the online sorting algorithm), and thus we transition to the next phase.

Phases $3 \dots k$. In Phase 3 we allocate a subarray A_3 next to A_2 to handle overflows of A_2 , and so on until the last Phase $k \leq \ell$ (the ending condition is the same as in the online sorting algorithm). Phases i for $3 \leq i \leq k$ are defined similarly to Phase 2.

Algorithm 1: Split

Input: \mathcal{C} , dimension i

```
1  $\mathcal{C}' \leftarrow \emptyset$ 

2 for  $c \in \mathcal{C}$  do
3    $c_1, c_2 \leftarrow$  two halves of block  $c$  when split in the middle by a hyperplane perpendicular to
   dimension  $i$ 
4    $\mathcal{C} \leftarrow \mathcal{C} \setminus c$ 
5    $\mathcal{C}' \leftarrow \mathcal{C}' \cup \{c_1, c_2\}$ 
6  $\mathcal{C} \leftarrow \mathcal{C}'$ 
   return
```

Algorithm 2: Order

Input: number of blocks n_i for each dimension $i \in [d]$

```
1  $v \leftarrow [1] * d$  ▷  $d$ -dimensional unit vector - the coordinates of first block

2  $m \leftarrow [1] * d$  ▷ move direction in each dimension

3 while  $\neg(v[i] = 1, \forall i \in [1, d-1] \wedge v[d] = n_d)$  do
4    $j \leftarrow 1$  ▷ initialize dimension of next move
5   while  $v[j] + m[j] > n_j \vee v[j] + m[j] < 1$  do
6      $m[j] \leftarrow -m[j]$  ▷ change direction
      $j \leftarrow j + 1$  ▷ go to next dimension
7    $v[j] \leftarrow v[j] + m[j]$  ▷ make move, now  $v$  contains the coordinates of the next block in the order
8 return
```

Final Phase. When A_k overflows, we place the remaining elements into the final positions at the end of the array. Let this final subarray be denoted by B . We place elements in B using Bertram's algorithm [Ber25]. Note that B has size $< 100 \log^2 n = \Theta(\log^2 n)$.

The main result of this section is captured in the following theorem.

Theorem 3.2. *The described algorithm for Uniform Stochastic Online Euclidean TSP has $O(\log^2 n)$ competitive ratio with probability at least $1 - 1/n$.*

In the following subsection we will analyse the constant approximation of the best block tour and the fact that higher dimensions imply that a random tour is close to the optimal, both of which are essential ingredients to prove Theorem 3.2.

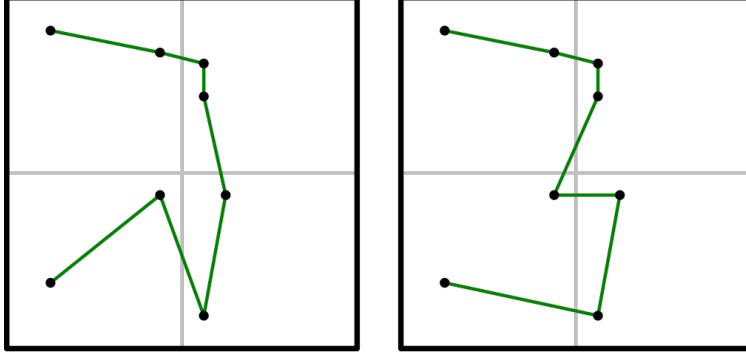


Figure 4: The domain $[0, 1] \times [0, 1]$ is partitioned into four blocks. The left panel shows the block-by-block tour produced by our algorithm, while the right panel shows the optimal TSP tour on the same instance. Although the two tours may differ, our partitioning ensures that their lengths remain close with high probability.

3.2 Approximability of Block Tours

First, we show that the best tour that visits the points block by block is a constant factor away from the optimal TSP, which allows us to run the online sorting algorithm in higher dimensions without losing in competitive ratio.

We assume that the number of dimensions is not very high - specifically we assume $d \leq \ell$. This is needed so that the blocks in the partition have side lengths strictly less than 1. We will see later that this assumption is not strong, as we will show that for greater dimensions the competitive ratio of a random tour is constant w.h.p.. We then bound the cost of subtours of the points in each of the blocks (these correspond to the intra-bucket costs) and the cost of connecting all subtours (this corresponds to the inter-bucket cost).

We start by showing the correctness of Algorithm 2, i.e. that it traverses all the blocks, and that consecutive blocks are all adjacent.

Lemma 3.3. *Algorithm 2 traverses all blocks, and consecutive blocks are adjacent.*

Proof. Let c be a block with coordinates v_1, v_2, \dots, v_d . We will find exactly the order number that it is visited. Let n_1, n_2, \dots, n_d the number of blocks in each dimension. By the algorithm, for each move in dimension i , n_{i-1} moves are required in dimension $i-1$ (if $i \neq 0$). Additionally, we observe that while the algorithm runs, if v_i is increasing, then there is an even number of dimensions among those with index $j > i$ for which v_j is even, and if v_i is decreasing, then there is an odd number of dimensions $j > i$ for which v_j is even. This happens because all n_i are even as they are powers of 2. Thus, we get that the order of the block is:

$$o(v_1, v_2, \dots, v_d) = 1 + \sum_{i \in [d]} \left((\text{num_even}) \cdot (v_i - 1) + (\text{num_even}) \cdot (n_i - v_i) \right) \cdot \prod_{j \in [i-1]} n_j$$

where num_even is 1 if the number of dimensions with even v_j among those with index $j > i$ is even, or 0 otherwise.

Regarding the adjacency of consecutive blocks, this can be seen directly from the algorithm, as we always move one dimension by 1, and in a direction that does not take us off boundary. The

only exception is the first and last block, which are both corner blocks. Therefore, our algorithm is correct. \square

In one dimension, we could relate the cost of a tour in an interval directly to the cost of OPT. In higher dimensions, however, there is no analogous way to compare the cost of a tour confined to a bucket with the global optimum. To make progress, we need a structural guarantee showing that the block-by-block tour is nevertheless a good proxy for OPT. The next lemma provides exactly this, by invoking classical results from the TSP literature to bound the gap between the two tours. We note that this is the only step in our analysis where we exploit the fact that the underlying distribution is uniform; all other parts of the argument extend to arbitrary known distributions.

Lemma 3.4. *The best tour that visits the points block by block has cost at most $O(1)$ times the TSP tour with probability at least $1 - (\frac{1}{n \log^2 n} + 2e^{-c' \cdot d \cdot n})$ when the points are drawn i.i.d. from the Uniform distribution.*

Proof. We will first find the expected cost of the TSP in each block and show that it is concentrated. In [BHH59], Beardwood, Halton and Hammersley show that the expected value of a TSP tour with n points drawn i.i.d from $U[0, \Delta]^d$ is $\beta_d \cdot n^{1-1/d} \cdot \Delta$ as $n \rightarrow \infty$, where $\beta_d \rightarrow \sqrt{\frac{d}{2\pi e}}$ as $n \rightarrow \infty$. We notate this quantity with $\text{TSP}(n, d, \Delta)$. Clearly, $\text{TSP}(n, d, \Delta)$ is also an upper bound for the expected value of a TSP with n points drawn i.i.d from a subspace of $U[0, \Delta]^d$, so we will now find an upper bound for the longest side length of a block. As we split the grid ℓ times, we split at least $\lfloor \frac{\ell}{d} \rfloor$ times in each direction. Thus, the maximum side length is at most $(\frac{1}{2})^{\lfloor \frac{\ell}{d} \rfloor}$. As ℓ and d are both integers then $(\frac{1}{2})^{\lfloor \frac{\ell}{d} \rfloor} \leq (\frac{1}{2})^{\frac{\ell-d}{d}} < (\frac{4 \log^2 n}{n})^{1/d} \cdot 2^{\frac{d}{d}} \leq 4(\frac{\log^2 n}{n})^{1/d}$. Thus, for the cost of each subtour in block C_i , let it be T_i , we get $E[T_i] \leq \text{TSP}(\log^2 n, d, \Delta) \leq \beta_d \cdot (\log^2 n)^{1-1/d} \cdot \Delta < \beta_d \cdot (\log^2 n)^{1-1/d} \cdot 4(\frac{\log^2 n}{n})^{1/d} = 4\beta_d \cdot n^{-1/d} \cdot \log^2 n$.

Furthermore, from Chapter 2 of [Ste97] we get the concentration bound:

$$P(|T - \text{TSP}(n, d, \Delta)| \geq t) \leq 2e^{-\frac{ct^2}{n^{1-2/d}\Delta^2}}$$

where T is the cost of the actual TSP tour and c is a constant. For a block C_i in our grid this becomes

$P(|T_i - E[T_i]| \geq t) \leq 2e^{-\frac{ct^2}{(\log^2 n)^{1-2/d} (4(\frac{\log^2 n}{n})^{1/d})^2}} = 2e^{-\frac{c't^2 n^{2/d}}{\log^{1+\varepsilon} n}}$. By setting $t = 8\beta_d \cdot n^{-1/d} \cdot \log^2 n \geq E[T_i]$ we get the probability that the TSP has cost more than 3 times the expected (if $E[T_i]$ is minimum). This probability is at most $2e^{-\frac{c'd \cdot n^{-2/d} \cdot (\log^2 n)^2 \cdot n^{2/d}}{\log^2 n}} \leq \frac{2}{n^2}$. By applying a union bound over all $2^\ell \leq \frac{n}{2 \log^2 n}$ blocks, we get that with probability $1 - \frac{1}{n \log^2 n}$ all block subtours are at most $12\beta_d \cdot n^{-1/d} \cdot \log^2 n$ each (when $E[T_i]$ is maximum).

Now, we will bound the cost of connecting the block subtours. As we connect only neighbouring blocks, the cost of the edge that connects the blocks is at most twice the diagonal of a block. The diagonal of a block is the maximum side length times \sqrt{d} , which is at most $2\sqrt{d} \cdot 4(\frac{\log^2 n}{n})^{1/d}$. This is less than $2\beta_d \cdot n^{-1/d} \cdot \log^2 n$ and thus we can charge each connecting edge to the block it starts from, making now the attributed cost of each block at most $14\beta_d \cdot n^{-1/d} \cdot \log^2 n$ with the same probability as before. When connecting the last block to the first, we can bound the length of this edge with the TSP tour length (and thus yield $+1$ in the approximation factor).

By summing over all blocks we get that the best tour over all points, when the tour visits them block by block is at most the number of blocks times the attributed cost of each block, which is at most:

$$\frac{n}{2 \log^2 n} \cdot 14 \beta_d \cdot n^{-1/d} \cdot \log^2 n = 7 \beta_d \cdot n^{1-1/d}$$

Using the same tools, we get that the expected TSP tour over n points in $[0, 1]^d$ (without the block order condition) is $E[T] = \text{TSP}(n, d, 1) = \beta_d \cdot n^{1-1/d}$, and is additionally well concentrated. Using the previous bound we get:

$$P(E[T] - T > \frac{1}{2} \beta_d \cdot n^{1-1/d}) \leq 2e^{-\frac{c' \cdot d \cdot n^{2-2/d}}{n^{1-2/d}}} \leq 2e^{-c' \cdot d \cdot n}$$

Therefore, the best tour that visits the points block by block has cost at most 15 times the TSP tour (14 by dividing the upper bound for the block tour with the lower bound for the TSP tour, +1 for connecting the last to the first block). The probability is at least $1 - (\frac{1}{n \log^2 n} + 2e^{-c' \cdot d \cdot n})$. \square

Next, we show that in higher dimensions, the cost of a random tour over the points is close to the expected TSP tour cost. As the points arrive independently from the uniform distribution, we place them in A in the order they arrive, i.e. the first point in $A[1]$, the second in $A[2]$ and so on.

Lemma 3.5. *When $d \geq \ell$ and the points are drawn i.i.d. from the Uniform distribution, the cost of the tour that visits the points in the order they arrive is at most $O(1)$ times the TSP tour cost with probability $1 - 1/n$.*

Proof. Let $C_n := \sum_{i=1}^n \|x_i - x_{i+1}\|$, where $x_{n+1} = x_1$. As the points are independently drawn, the expected cost of the tour is approximately:

$$\mathbb{E}[C_n] \approx n \cdot \mu_d, \quad \text{where } \mu_d := \mathbb{E}_{X, Y \sim \mathcal{U}([0, 1]^d)}[\|X - Y\|].$$

Anderssen et al. [ABDM76] showed that:

$$\frac{\sqrt{d}}{3} \leq \mu_d \leq \sqrt{\frac{d}{6}}.$$

Therefore:

$$n \cdot \frac{\sqrt{d}}{3} \leq \mathbb{E}[C_n] \leq n \cdot \sqrt{\frac{d}{6}}.$$

Changing any one point x_i in the tour affects at most two distances in the cost function. Since the maximum distance between any two points in $[0, 1]^d$ is \sqrt{d} , changing one point can affect the total cost by at most $2\sqrt{d}$. Applying McDiarmid's inequality yields the following concentration bound:

$$\mathbb{P}(|C_n - \mathbb{E}[C_n]| > \varepsilon) \leq 2e^{-\frac{\varepsilon^2}{2dn}}.$$

By plugging $\varepsilon = n\sqrt{d/6}$ we get that the random tour is at most $(1 + \sqrt{3/2})$ times the expected with probability at least $1 - 2e^{-n/12}$.

As in the proof of the Lemma 3.4, we use the fact that the TSP tour has cost at least $\frac{1}{2} \cdot \beta_d \cdot n^{1-1/d}$ with probability at least $1 - 2e^{-c' \cdot d \cdot n}$. Therefore, the cost of a random tour over the points divided by the TSP tour cost is at most

$$\frac{(1 + \sqrt{3/2}) \cdot n \sqrt{\frac{d}{6}}}{\frac{1}{2} \cdot \sqrt{\frac{d}{2\pi e}} \cdot n^{1-1/d}} = c \cdot n^{1/d} \leq c \cdot n^{1/\ell} = O(1)$$

with probability at least $1 - (2e^{-n/12} + 2e^{-c' \cdot d \cdot n})$. The lemma follows. \square

Now we are ready to prove Theorem 3.2.

3.3 An $O(\log^2 n)$ Algorithm for USOE TSP

As our algorithm for the TSP is very similar to the algorithm for online sorting, the proof of Theorem 3.2 will focus on the key element that is needed in order for the algorithm to work: we show that the cost of the best block tour in every phase is good enough (as the geometry of the regions that correspond to buckets and the distribution over them changes, it is not trivial that block tours remain good).

Proof of Theorem 3.2. Let T_b be the best tour that visits the points block by block and OPT_b be its cost. By Lemma 3.4 we know that $\text{OPT}_b = O(1)\text{OPT}$ with high probability. We start by showing that the optimal possible cost in every subarray A_i is at most T_b .

Claim 3.6. *The cost of the TSP tour of points in each subarray A_i is at most OPT_b .*

Proof. Let T_i be the best tour of the points in subarray A_i that visits them bucket by bucket. The difference between T_i and T_b is that T_i has less points, as well as some of the blocks might be merged (in order to correspond to a smaller number of buckets). Additionally, the distribution of arrivals in the merged blocks is no longer uniform, as if the buckets of some corresponding blocks in the previous subarray are fully filled, there is greater probability to put a point in that bucket. Surprisingly, this will not affect us, as we will see.

Consider the blocks that correspond to a bucket in A_i . Let S_i^c be the best tour that visits the points of bucket c block by block (primitive block, not merged). In each block the distribution is uniform (by the algorithm) and the number of points in each one is at most $\log^2 n$ (as in total they are $\log^2 n$). Therefore, by knowing that each block follows the uniform distribution and that they have at most $\log^2 n$ points, the cost of S_i^c is at most T_b^c , where T_b^c is the fraction of the cost of T_b that corresponds to bucket c . Additionally, the best subtour in the $\log^2 n$ points of the merged blocks has at most cost S_i^c . Tour T_i consists of the aforementioned sections which have at most cost S_i^c , which gives us that T_i has cost at most OPT_b (the cost of tour T_b). \triangleleft

Claim 3.6 was the main part of the proof. The rest of the claims follow directly from previous lemmas.

Claim 3.7. *The first overflow of phase i happens after the arrival of $\frac{n}{2^i}(1 - 1/\Theta(\sqrt{\log n}))$ points with probability at least $1 - \frac{\log^2 n}{n}$. Additionally, after the arrival of $\frac{N}{2^i}(1 + 1/\Theta(\sqrt{\log n}))$ points, all buckets become full with probability at least $1 - \frac{\log^2 n}{n}$.*

Proof. As our buckets have size $\Theta(\log^2 n)$, they can collectively hold $n/2^i$ points and the probability that a point belongs to each bucket is the same, then we get the result directly from Lemma 2.1. \triangleleft

Claim 3.8. *Let $k = \log \frac{n}{\log^2 n}$. For each $i \in [k - 1]$, conditioned on the event that Claim 3.7 holds for every A_y for $y \in [i + 1]$, every subarray A_j for $j \in [i]$ becomes completely filled before any bucket in A_{j+1} overflows. Moreover, Claim 3.7 holds for A_i for $i \in [k]$ with probability at least $1 - \frac{1}{n}$.*

Proof. Directly from Lemma 2.7. \triangleleft

Claim 3.9. *Our algorithm does not fail with probability at least $1 - 1/n$.*

Proof. By Claim 3.8, when array A_k is filled, then all arrays A_i for $i \in [k - 1]$ are filled w.p. at least $1 - 1/n$. Therefore, the remaining $O(\log^2 n)$ are guaranteed to fit into subarray B , completing the proof. \triangleleft

Finally, we find the cost incurred by decomposing it into the following components:

- Buckets: Consider subarray A_i . Since we use Bertram's algorithm [Ber25] for placement in each bucket, we incur total cost for the subarray: $\sum_{j=1}^{K_i} \sqrt{C_i} \cdot T_i = \Theta(\log n) \text{OPT}$ and since we have $k = O(\log n)$ subarrays in total we incur total cost $O(\log^2 n) \text{OPT}$.
- Between buckets inside a subarray: Consider subarray A_i . By Lemma 3.4 and Claim 3.6, the total cost to "connect them" is at most $O(1) \text{OPT}$, as this cost is included in the cost of subarray A_i . Thus, in total for all subarrays: $O(\log n) \text{OPT}$.
- Between subarrays: Between subarrays we incur cost at most OPT and since we have $k = O(\log n)$ transitions this cost is $O(\log n) \text{OPT}$.
- Subarray B : The elements are inserted in B using [Ber25] thus we incur total cost $O(\log^2 n)$, since B has $O(\log^2 n)$ elements.

As a result, by conditioning on the event that Claim 3.7 holds for all A_i for $i \in [k]$ we obtain total cost $O(\log^2 n) \text{OPT}$. This concludes the proof of Theorem 3.2. \square

4 Conclusion

In this work, we studied the stochastic versions of the Online Sorting and Online TSP problems. Together with the recent independent work of Hu [Hu25], our results establish that polylogarithmic competitiveness is achievable for stochastic online sorting under the uniform distribution, leaving little room for improvement in this setting. In one dimension, both algorithms naturally extend to general known distributions, but in higher dimensions such an extension is far from obvious. A natural follow-up question is therefore whether our bounds can be extended to general known distributions in the multidimensional case.

At the same time, the current model crucially relies on full knowledge of the distribution. Relaxing this assumption raises several compelling directions for future work. What guarantees can be obtained when points are drawn i.i.d. from an *unknown* distribution, or when they arrive in uniformly random order without distributional assumptions? More broadly, it would be interesting to explore whether our dynamic balls-into-bins perspective can be applied to other online problems beyond sorting and TSP.

References

- [AABK23] Anders Aamand, Mikkel Abrahamsen, Lorenzo Beretta, and Linda Kleist. Online Sorting and Translational Packing of Convex Polygons. In Nikhil Bansal and Viswanath Nagarajan, editors, *Proceedings of the 2023 ACM-SIAM Symposium on Discrete Algorithms, SODA 2023, Florence, Italy, January 22-25, 2023*, pages 1806–1833. SIAM, 2023.
- [ABB⁺24] Mikkel Abrahamsen, Ioana O. Bercea, Lorenzo Beretta, Jonas Klausen, and László Kozma. Online Sorting and Online TSP: Randomized, Stochastic, and High-Dimensional. In Timothy M. Chan, Johannes Fischer, John Iacono, and Grzegorz Herman, editors, *32nd Annual European Symposium on Algorithms, ESA 2024, September 2-4, 2024, Royal Holloway, London, United Kingdom*, volume 308 of *LIPIcs*, pages 5:1–5:15. Schloss Dagstuhl - Leibniz-Zentrum für Informatik, 2024.
- [ABDM76] R. S. Anderssen, R. P. Brent, D. J. Daley, and P. A. P. Moran. Concerning $\int_0^1 \cdots \int_0^1 (x_{21} + \cdots + x_{2k})^{1/2} dx_1 \cdots dx_k$ and a taylor series method. *SIAM Journal on Applied Mathematics*, 30(1):22–30, 1976.
- [Ber25] Christian Bertram. Online Metric TSP, 2025.
- [BG89] Dimitris Bertsimas and Michelangelo Grigni. Worst-case examples for the spacefilling curve heuristic for the euclidean traveling salesman problem. *Operations Research Letters*, 8(5):241–244, 1989.
- [BHH59] Jillian Beardwood, J. H. Halton, and J. M. Hammersley. The shortest path through many points. *Mathematical Proceedings of the Cambridge Philosophical Society*, 55(4):299–327, 1959.
- [CS17] George Christodoulou and Alkmini Sgouritsa. An improved upper bound for the universal TSP on the grid. In Philip N. Klein, editor, *Proceedings of the Twenty-Eighth Annual ACM-SIAM Symposium on Discrete Algorithms, SODA 2017, Barcelona, Spain, Hotel Porta Fira, January 16-19*, pages 1006–1021. SIAM, 2017.
- [HKL06] Mohammad T. Hajiaghayi, Robert Kleinberg, and Tom Leighton. Improved lower and upper bounds for universal tsp in planar metrics. In *Proceedings of the Seventeenth Annual ACM-SIAM Symposium on Discrete Algorithm*, SODA '06, page 649–658, USA, 2006. Society for Industrial and Applied Mathematics.
- [Hu25] Yang Hu. Nearly optimal bounds for stochastic online sorting, 2025.
- [PB89] Loren K. Platzman and John J. Bartholdi. Spacefilling curves and the planar travelling salesman problem. *J. ACM*, 36(4):719–737, October 1989.
- [Ste97] J. Michael Steele. *Probability Theory and Combinatorial Optimization*. Society for Industrial and Applied Mathematics, 1997.