

# Virtual Trading in Multi-Settlement Electricity Markets

Agostino Capponi

Department of Industrial Engineering and Operations Research, Columbia University, New York, NY USA  
ac3827@columbia.edu

Garud Iyengar

Department of Industrial Engineering and Operations Research, Columbia University, New York, NY USA  
garud@ieor.columbia.edu

Bo Yang

Department of Industrial Engineering and Decision Analytics, The Hong Kong University of Science and Technology  
Hong Kong SAR, China  
yangb@ust.hk

Daniel Bienstock

Department of Industrial Engineering and Operations Research, Columbia University, New York, NY USA  
Department of Applied Mathematics, Columbia University, New York, NY USA  
dano@ieor.columbia.edu

## Abstract

In the Day-Ahead (DA) market, suppliers sell and load-serving entities (LSEs) purchase energy commitments, with both sides adjusting for imbalances between contracted and actual deliveries in the Real-Time (RT) market. We develop a supply function equilibrium model to study how virtual trading—speculating on DA–RT price spreads without physical delivery—affects market efficiency. Without virtual trading, LSEs underbid relative to actual demand in the DA market, pushing DA prices below expected RT prices. Virtual trading narrows, and in the limit of large number traders can eliminate, this price gap. However, it does not induce quantity alignment: DA-cleared demand remains below true expected demand, as price alignment makes the LSE indifferent between markets and prompts it to reduce DA bids to avoid over-purchasing. Renewable energy suppliers cannot offset these strategic distortions. We provide empirical support to our main model implications using data from the California and New York Independent System Operators.

**Keywords:** Virtual trading, electricity market, renewable energy, supply function equilibrium, market design

## 1. Introduction

The U.S. electricity markets utilize a dual settlement system consisting of a day-ahead (DA) and real-time (RT) markets for the procurement and transaction of electricity. Market participants,

including suppliers and load-serving entities (LSEs), make electricity reservations in the DA market based on anticipated conditions in the RT market. Their planning takes into account expected demand and the projected availability of renewable energy sources. Any differences between the reserved amounts and the actual electricity deliveries are adjusted in the RT market. This structure is designed to accommodate the diverse startup and response times of generation resources, and offer participants the possibility to hedge against fluctuations in prices.

However, despite its advantages, this two settlement structure can introduce inefficiencies into the market. One common problem is the strategic price manipulation by LSEs, particularly those holding significant market shares at specific grid nodes. These large LSEs might alter their bid quantities in the DA market to lower DA prices (see, e.g., New England ISO 2004, pages 115 and 121, and Jha and Wolak 2023). This tactic, while advantageous for the manipulating LSEs, is considered “extremely detrimental” to the overall market’s long-term vitality as it hinders other participants’ capacity to effectively hedge risks (PJM 2015, page 26).

*Virtual trading* was implemented in electricity markets to mitigate market inefficiencies, specifically the disparity between DA and RT prices (see, e.g., PJM 2015 and Hogan 2016). Virtual bids, purely financial in nature, allow participants to assume financial positions in the DA market, which are subsequently cash settled or reversed in the RT market. The term “virtual” indicates that no physical delivery or consumption of electricity is required. There are two major types of virtual bids: increment (INC) offers and decrement (DEC) bids.<sup>1</sup> INC bids involve a virtual sale of electricity in the DA market, followed by a virtual purchase of the same amount in the RT market. Hence, the INC bidder competes with the suppliers in the DA market. In contrast, a DEC bidder competes with LSEs by virtually purchasing electricity in the DA market and then selling this amount in the RT market. The importance of virtual bidding in mitigating market power, especially that of LSEs, has been highlighted by PJM, an independent system operator (ISO) that coordinates the movement of wholesale electricity for 13 states and the District of Columbia. In their report (see PJM 2015, page 31), they write:

*“The opportunities for INCs to mitigate supply-side market power are few, whereas the market design features of the Day-Ahead Market that result in persistent underbidding of load in the Day-Ahead Market provide opportunities for DEC bids to mitigate demand side market power much more often. This is likely a primary driver in the reason*

---

<sup>1</sup>Electricity markets also allow Up-to-Congestion transactions. This transaction is economically equivalent to INC and DEC bids submitted simultaneously at two different power grid nodes.

*cleared DEC volume exceeds cleared INC volume over the previous three planning years by a ratio of 1.5 to 1.”*

Empirical evidence indicates that virtual trading has been effective in narrowing the price gap between DA and RT markets (Jha and Wolak 2023, Li et al. 2015). Despite this, a detailed theoretical examination of the mechanisms leading to this price convergence is lacking. We introduce the first comprehensive framework aimed at explaining how virtual bidding contributes to narrowing the price differences between the DA and RT markets, as well as to aligning the trading quantities within these markets. Our model accounts for the growing penetration of wind and solar power—now supplying 30% of California’s electricity (California Energy Commission 2022)—by explicitly incorporating renewable energy suppliers and their influence on market dynamics. With the flexibility to adjust output in response to weather conditions, renewable providers hold strategic advantages over traditional fossil fuel suppliers, influencing their market participation and behavior.

We model the two-settlement market as a two stage game involving renewable and conventional suppliers, load serving entities, and virtual traders.<sup>2</sup> In the first stage, which we refer to as the *DA market stage*, both demand and the capacity of renewable suppliers are uncertain. However, the probability distributions governing these uncertainties are assumed to be common knowledge among all participants.<sup>3</sup> The participants submit supply and demand bids, anticipating that they will be able to adjust their bids in the second stage, i.e., *RT market stage*, when the realized demand and capacity becomes common knowledge.<sup>4</sup>

In our model, both renewable and conventional suppliers submit supply function bids (referred to as cost curves in industry parlance) both in the DA and RT markets. These bids specify the quantities they seek to produce as a function of the market price.

Renewable suppliers—whose capacities are subject to weather-driven uncertainty—have the opportunity to revise their supply functions in the RT market. In contrast, the DA supply functions submitted by conventional suppliers are fully observable to all market participants and are treated as binding. As a result, conventional suppliers are not permitted to revise their bids in the RT market. The assumption reflects the fact that the ISO can readily ascertain the marginal costs and capacities

---

<sup>2</sup>Our model is stylized, and in practice, markets are subject to numerous ad hoc adjustments and interventions. For example, bilateral agreements between generators, loads, and reserves are beyond the scope of this study and are therefore omitted.

<sup>3</sup>In practice, electricity markets have 24 hourly DA markets per day. Participants submit bids for each hour, and repeat this decision making process 24 times during the day. We consider one of these periods, consistently with standard modeling approaches in the literature (see, e.g., Sunar and Birge 2019 and references therein).

<sup>4</sup>At the commencement of the RT market, the estimates for demand and capacities within the RT market period are highly accurate. In our model, we make the assumption that these quantities are perfectly known.

of the conventional suppliers using historical data (see, e.g., NYISO 2019, page 30). In addition, we assume that the conventional supplier is uncapacitated, consistent with data from the California Independent System Operator (CAISO) on power outages (see, e.g., CAISO 2023b, page 2).

Virtual bidders participate exclusively in the DA market. If they expect the RT market price to fall below the DA market price, they take a short position by submitting a supply function. Conversely, if they anticipate the RT market price will exceed the DA price, they take a long position by submitting a negative supply function. In both cases, their bids are settled at RT market prices.

We characterize the *supply function equilibria* (SFEs) in the DA and RT markets. Our equilibrium analysis reveals that, in the absence of virtual trading and renewable suppliers, LSE strategically bids to push the price in the DA market below the expected RT price. By strategically underbidding—contrary to the truthful bidding expected by the ISO—LSEs can procure part of their demand at prices below those implied by truthful bids, effectively shifting surplus from conventional suppliers to themselves. We show that the presence of virtual trading in the market reduces the price gap between the two markets, and leads to a *full alignment* of DA and RT prices in the limit when there is a large number of virtual traders. By contrast, without virtual bidders, the presence of strategic renewable suppliers alone is insufficient to eliminate the LSE’s market power: the DA price remains below the expected RT price. Perfect competition among virtual traders closes the gap even when strategic renewable suppliers are active.

While virtual trading facilitates convergence between the DA and RT prices, it does *not* imply that there is quantity alignment, i.e., the demand cleared in the DA market need *not* match the true expected demand. With virtual bidders present, the cleared DA demand is *lower* than in the absence of virtual bidding. Once DA and RT prices align, the LSE becomes indifferent between sourcing electricity in either market and reduces its DA bid to avoid over-reserving relative to actual demand. In this case, virtual traders offset the LSE’s shortfall in the DA market through DEC bids.

We provide empirical support for some of our model implications using historical market data from the California ISO (CAISO) and the New York ISO (NYISO), leveraging the availability of data from periods both before and after the implementation of virtual trading. Consistent with the theoretical implications of the model, our findings reveal that virtual trading narrows the price gap between the DA and RT markets in both CAISO and NYISO. The average price gap experiences significant reductions throughout the day, with CAISO and NYISO observing average decreases of 313% and 240% respectively. Additionally, virtual trading leads LSEs to reduce their bid quantities in the DA market, lowering the average cleared demand across all hours of the day by 25% in the

DA market and 33% in the RT market.

## 1.1 Literature Review

Our work contributes to the body of literature on virtual trading in the electricity market. Previous studies, such as Mather et al. (2017) and Tang et al. (2016), have demonstrated that as the number of virtual traders increases, the quantity of electricity cleared in the DA market approaches the socially optimal DA schedule. Mather et al. (2017) focus on conventional suppliers, virtual traders, and the ISO, with the latter two acting strategically. Tang et al. (2016) consider strategic virtual traders, assuming that suppliers and LSEs submit truthful bids for their supply and demand offers and attribute price discrepancies to estimation errors. Unlike these studies, in our model renewable suppliers, LSEs, and virtual traders are all strategic agents, and the LSE’s market power is identified as the primary factor behind the deviation of DA from RT prices. Moreover, we show that while virtual trading aligns prices, it can also cause quantity misalignment by reducing the LSE’s exposure to overbidding risk. In contrast to Mather et al. (2017) and Tang et al. (2016), who model the electricity market as a quantity game, we develop a supply function equilibrium framework that endogenizes both prices and quantities. Rather than imposing quadratic supply functions for conventional suppliers, we derive them endogenously.

A related study by You et al. (2019) finds that virtual trading can eliminate DA–RT price discrepancies with sufficient traders. Our work extends theirs by embedding the analysis in a broader framework that incorporates stochastic demand and strategic renewable suppliers with random capacities, alongside a strategic LSE. In contrast, You et al. (2019) assume deterministic demand and model only the LSE as strategic. We further adopt a supply function equilibrium framework that endogenously derives supply functions, rather than a quantity competition model with quadratic costs. This richer setting illustrates the mechanism through which virtual trading can induce strategic quantity misalignment between DA bids and true demand. Table 1 summarizes how our work relates to the existing literature on virtual trading.

Paper\Feature	Supply Function Equilibrium	General Function Form	Random Demand	Renewable Supplier	Strategic LSE	Capacity Constraint
Mather et al. (2017)	✗	✗	✓	✗	✗	✗
You et al. (2019)	✗	✗	✗	✗	✓	✗
Tang et al. (2016)	✗	✗	✗	✗	✗	✗
Our paper	✓	✓	✓	✓	✓	✓

Table 1: Position of our paper with respect to literature on virtual trading

A few studies have analyzed virtual trading from an empirical perspective. Jha and Wolak (2023) examine the DA and RT prices from California ISO before and after the implementation of virtual trading in 2011. They empirically demonstrate that virtual trading narrows the price discrepancy between these two markets. They also find that virtual trading effectively reduces trading costs in the electricity market and improves operating efficiency. Li et al. (2015) assess the performance of virtual traders' trading strategies in the California electric power market. Their work shows that virtual trading has become less profitable since its initiation, proving its effectiveness in the electricity market. Birge et al. (2018) investigate the limit of virtual trading, noting that financial institutions may use it to manipulate market prices via betting in the opposite direction of the pricing gap. As a result, they may incur losses in virtual trading, which are hedged through positions in other derivatives, such as financial transmission rights. Hopkins (2020) finds that financial institutions can also use congestion revenue rights, another kind of financial derivative, to achieve similar effects. Our work provides a theoretical interpretation of the results in Jha and Wolak (2023) and Li et al. (2015).<sup>5</sup>

Our paper also contributes to the stream of research on renewable energy markets. Peura and Bunn (2021) investigate the impact of wind power generation on electricity prices. Sunar and Birge (2019) examine the strategic commitments of renewable energy suppliers to their production schedules. Al-Gwaiz et al. (2017) explore the effects of different levels of production flexibility on supply function competition and market prices.<sup>6</sup> In contrast, our paper focuses on how renewable suppliers influence the LSE's bidding behavior in the DA market in the presence of virtual traders.

On the methodological side, we contribute to the supply function equilibrium literature. Klemperer and Meyer (1989) introduce a supply function competition model with demand uncertainty and convex production cost. Johari and Tsitsiklis (2011) study the SFE in a deterministic context. They find that restricting the strategy space of participants to choose their supply functions can improve market efficiency. Green and Newbery (1992) and Green (1996) apply SFE models in electricity markets, considering a deterministic but time dependent demand. Holmberg (2007, 2008) studies supply function equilibrium with symmetric and asymmetric capacity constraints. Our paper differs from these studies in that we analyze SFE in a two stage game, featuring the

---

<sup>5</sup>A separate stream of literature has studied energy commodity trading (Wu and Kleindorfer 2005, Secomandi and Kekre 2014, Trivella et al. 2023, Dong and Liu 2007, Mendelson and Tunca 2007, Pei et al. 2011). These studies do not examine the effects of virtual trading and the integration of renewable energy suppliers on price dynamics as well as DA demand of LSEs in the electricity market.

<sup>6</sup>Other related studies include Wu and Kapuscinski (2013), Zhou et al. (2019), Sunar and Swaminathan (2021), Aflaki and Netessine (2017), Hu et al. (2015), Murali et al. (2015), K  k et al. (2018), Lobel and Perakis (2011), which analyze the optimal renewable energy operations and investments.

interaction of DA and RT markets. Table 2 summarizes existing literature on supply function equilibrium models.

Paper\Feature	Two stage SFE	General Function Form	Random Demand	Renewable Supplier	Capacity Constraint	Time varying Demand
Klemperer and Meyer (1989)	✗	✗	✓	✗	✗	✗
Johari and Tsitsiklis (2011)	✗	✗	✗	✗	✗	✗
Holmberg (2007, 2008)	✗	✓	✓	✗	✓	✗
Sunar and Birge (2019)	✗	✓	✓	✓	✗	✗
Green and Newbery (1992)	✗	✓	✗	✗	✗	✓
Our paper	✓	✓	✓	✓	✓	✓

Table 2: Comparison with existing literature on supply function equilibrium models.

Lastly, our study is related to studies on energy commodity trading as explored by (Wu and Kleindorfer 2005, Secomandi and Kekre 2014, Trivella et al. 2023, Dong and Liu 2007, Mendelson and Tunca 2007, Pei et al. 2011). Our unique contribution is the investigation of how virtual trading and renewable energy suppliers influence price dynamics and DA demand of LSEs.

The rest of this paper is organized as follows. We provide institutional details on the U.S. multi-settlement electricity market in §2. We develop the model in §3 and construct the supply function equilibrium in §4. We analyze the impact of virtual traders on the two settlement market in §5. We provide empirical support to our main theoretical predictions using historical ISO data in §6. We conclude in §7. All derivations and proofs are delegated to appendices.

## 2. Institutional Details

The multi-settlement electricity market in the U.S. typically operates as follows. In the DA market, which takes place one day prior to the RT market<sup>7</sup>, participants submit their supply and demand bids. These bids, also known as supply and demand curves, specify the quantities and prices they are willing to trade. An ISO collects this data and sets market clearing prices by matching supply and demand. Hence, suppliers and LSEs effectively enter into forward contracts. Within these contracts, LSEs commit to consuming specified quantities of electricity, while suppliers commit to delivering these agreed-upon amounts at predetermined market prices for the next day.

Between the DA and RT markets, suppliers can adjust their offers to reflect updated conditions, submitting new supply curves based on residual capacity—estimated after meeting DA commitments. This adjustment window is typically close to RT operations; for example, in California it closes 75 minutes before the RT market begins.<sup>8</sup>

<sup>7</sup>The DA market covers an entire day, segmented into individual hours, whereas each execution of the RT market covers a shorter time segment; typically five minutes.

<sup>8</sup>See <http://www.caiso.com/market/Pages/MarketProcesses.aspx> for details on California’s market procedures.

The RT market begins after the adjustment period closes. At this stage, actual demand and available capacities are realized, but participants must honor their DA market commitments. If actual demand exceeds the DA-cleared quantity, LSEs meet the shortfall by purchasing additional electricity in the RT market. Conversely, renewable suppliers with surplus capacity can offer extra supply in the RT market. Suppliers unable to fulfill their DA obligations—due to capacity shortfalls—must procure power in the RT market, potentially incurring penalties. The ISO allocates residual demand among suppliers, curtails excess supply in the event of a shortfall, and clears the RT market at prices determined by submitted curves and contracted quantities from both the DA market and the adjustment period.

### 3. Model

We study a two-settlement electricity market with day-ahead (DA) and real-time (RT) trading for consumption over a finite time interval  $\mathcal{T}$ . The market participants include an aggregated LSE, an aggregated conventional supplier, a set  $\mathcal{S} := \{1, \dots, N_S\}$  of  $N_S$  ( $\geq 2$ ) renewable suppliers, and a set  $\mathcal{V} := \{1, \dots, N_V\}$  of  $N_V$  ( $\geq 2$ ) virtual traders. All market participants know the distribution of the demand and renewable capacities when submitting their bids in the DA market. They subsequently refine their bids in the RT market after observing the realized demand and capacities. During the consumption period  $\mathcal{T}$ , physical exchange of electricity takes place based on the contracts entered in both the DA and RT markets.

Demand  $\{\tilde{D}(t) : t \in \mathcal{T}\}$  is assumed to be a bounded continuous stochastic process over time  $t$ , where  $\tilde{D}(t) \in [\underline{D}, \overline{D}]$  for known constants  $\overline{D} > \underline{D} \geq 0$ . In the DA market, all participants only know the distribution of the stochastic process  $\{\tilde{D}(t) : t \in \mathcal{T}\}$  together with the upper and lower bounds. The realized demand  $\{D(t) : t \in \mathcal{T}\}$  becomes known before the participants bid in the RT market (Green and Newbery 1992, Green 1996).

We assume the capacity  $\{\tilde{Q}_i(t) : t \in \mathcal{T}\}$  to be a stochastic process that is continuous over time  $t$ , (weakly) stationary, and independent and identically distributed for all  $i \in \mathcal{S}$ . The range of  $\tilde{Q}_i(t)$  is  $[0, \overline{Q}]$ , where  $\overline{Q} > 0$  is a known constant. As with demand, the participants only know the distributions of  $\{\tilde{Q}_i(t) : i \in \mathcal{S}, t \in \mathcal{T}\}$  when bidding in the DA market. The realized values  $Q_i(t) : i \in \mathcal{S}, t \in \mathcal{T}$  become known before bids are updated in the RT market. We further assume that the conventional supplier faces no capacity constraints—a reasonable assumption given that, as noted earlier, blackouts are rare events (CAISO 2023b, page 2).

Participants engage in the DA and RT markets as follows (see Figure 1 for a schematic rep-



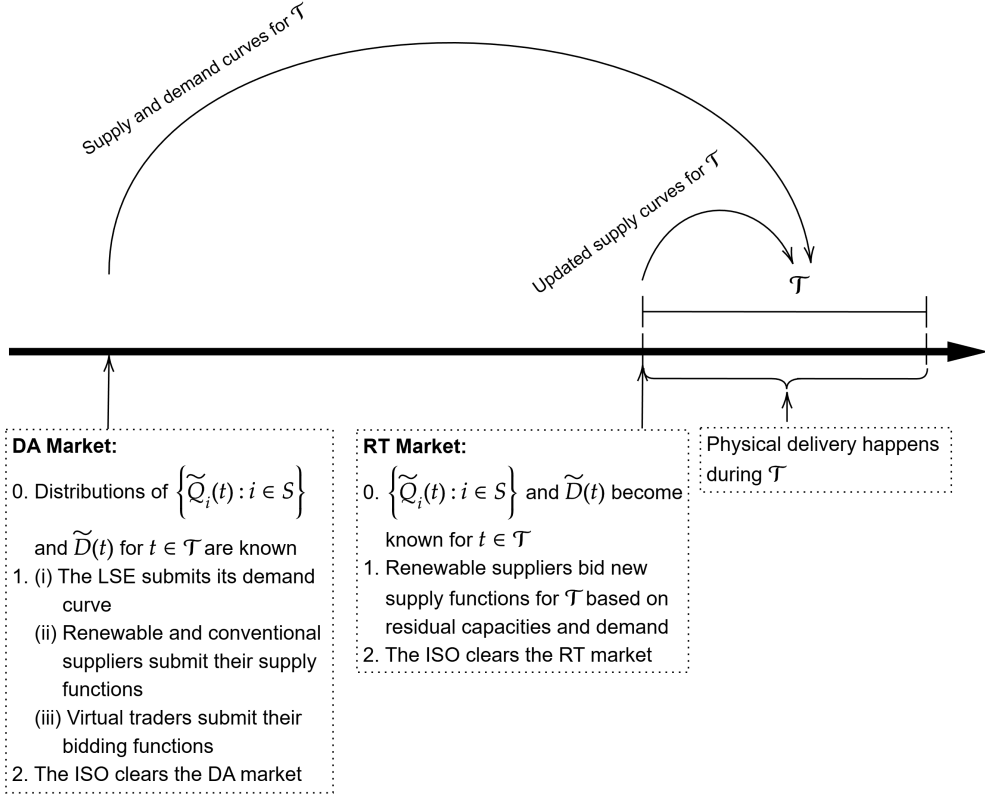


Figure 1: Model Timeline

resentation of the timeline). In the DA market, the LSE submits a continuous demand curve  $D_l := \{D_l(t) : t \in \mathcal{T}\}$ . This curve indicates the LSE's planned electricity purchase to meet the demand requirements throughout the time period  $\mathcal{T}$ . If  $D(t) > D_l(t)$  for some  $t \in \mathcal{T}$ , the LSE balances the shortfall by purchasing additional electricity from the RT market at the prevailing RT price. Both DA and RT demand from the LSE is treated as inelastic to reflect the common LSE practice of selling electricity to retailers at fixed prices through short-term contracts (see, e.g., Csereklyei 2020, Burke and Abayasekara 2018).<sup>9,10</sup> Renewable and conventional suppliers submit their supply functions in both markets. Virtual traders only participate in the DA market by submitting their bidding functions. The ISO determines market clearing prices for the DA and RT markets separately, ensuring that supply and demand are balanced within each period.

<sup>9</sup>We assume the LSE's demand to be inelastic, and therefore independent of prices, as commonly done in literature (see, e.g., Johari and Tsitsiklis 2011, Holmberg 2007, 2009, Xu et al. 2015 and references therein). In practice, LSEs are allowed to submit elastic demand curves, which are functions of both price and time.

<sup>10</sup>Because of the inelastic nature of demand, each LSE's demand is expected to be fulfilled without competitive interactions among them, and thus we model the LSEs collectively as a single entity.

### 3.1 DA Market

Let  $S_i : \mathbb{R}^+ \rightarrow \mathbb{R}^+$  denote the DA supply function of supplier  $i \in \mathcal{S}$ , where  $\mathbb{R}^+ := [0, +\infty)$ . For a given DA price  $p_f(t) \in \mathbb{R}^+$  at time  $t \in \mathcal{T}$ ,  $S_i(p_f(t))$  denotes the quantity of electricity that supplier  $i$  is willing to provide.<sup>11</sup> In our setting, the  $i$ -th renewable supplier submits a single supply function  $S_i$  for the entire consumption period. The supply function starts at the minimum supply level mandated by ISO guidelines (see, e.g., CAISO 2023a, page 59). Given the negligible production costs of renewable suppliers, we set  $S(0) = 0$ . We also assume that  $S_i$  is differentiable and monotonically increasing in price, consistent with standard assumptions in the literature (Klemperer and Meyer 1989, Green and Newbery 1992, Holmberg and Newbery 2010, Sunar and Birge 2019). In addition, since the capacity distribution is assumed to be symmetric across renewable suppliers, we posit the following equations for the supply functions:

$$S_1 = S_2 = \dots = S_{N_S} = S. \quad (1)$$

The supply function  $C : \mathbb{R}^+ \rightarrow \mathbb{R}^+$  of the conventional supplier is known to every participant, including the ISO (reflecting existing practices, e.g., NYISO 2019, page 30). We denote by  $\underline{p}_c$  the minimum price the conventional supplier is willing to supply, i.e.,  $C(p) = 0$  for  $p \in [0, \underline{p}_c]$ . For  $p > \underline{p}_c$ , we assume that  $C$  is differentiable, (weakly) concave, and (strictly) increasing in price, in line with existing literature. The concavity of the supply function implies diminishing supply rates (or equivalently, an increasing marginal cost) of the conventional supplier as the price increases.<sup>12</sup>

The virtual bidder  $v \in \mathcal{V}$  participates in the DA market by submitting a differentiable and (strictly) decreasing bid function  $B_v : \mathbb{R}^+ \rightarrow \mathbb{R}^+$ . We interpret  $B_v$  as the quantity of electricity that the virtual trader is willing to buy (i.e., take a long position) at a given price when acting as a DEC bidder. For an INC bidder, we interpret  $-B_v$  as the quantity the trader is willing to sell (i.e., take a short position) in the DA market. Virtual traders do not participate in the RT market; instead, their positions will be automatically cash settled at the RT price. We consider the net effect of virtual trading, assuming that all virtual traders are either INC or DEC bidders. For clarity of exposition, we model them as DEC bidders; analogous results hold when all virtual traders are INC bidders.

The ISO clears the DA market by choosing a price  $p_f^*(t)$  that equates the total supply from the renewable and conventional suppliers to the demand from the LSE and virtual DEC traders for

<sup>11</sup>We do not consider negative prices in this paper, although it may occur in real markets.

<sup>12</sup>We do not consider the minimum production quantity of the conventional supplier. This quantity is typically set to reflect substantial operational costs associated with production resumption in practice. In recent years, the minimum production quantity has been decreasing (see, e.g., Denholm and Hand 2011, and CAISO 2017, page 2) due to the ISO's efforts to incorporate more clean energy into the grid.

time  $t \in \mathcal{T}$ , i.e.,<sup>13</sup>

$$\sum_{i \in \mathcal{S}} S_i(p_f^*(t)) + C(p_f^*(t)) = D_l(t) + \sum_{v \in \mathcal{V}} B_v(p_f^*(t)). \quad (2)$$

The market clearing process sets up a forward contract among market participants. It gives the LSE the right (and the obligation) to receive  $D_l(t)$  units of electricity at the predetermined price  $p_f^*(t)$  to fulfill the demand  $D(t)$  at time  $t \in \mathcal{T}$ . The virtual DEC bidders purchase  $\sum_{v \in \mathcal{V}} B_v(p_f^*(t))$  units at this price, anticipating to resell them at the RT price  $p_s^*(t)$  for  $t \in \mathcal{T}$ . Meanwhile, renewable suppliers (resp. conventional supplier) commit to delivering  $\sum_{i \in \mathcal{S}} S_i(p_f^*(t))$  (resp.  $C(p_f^*(t))$ ) units of electricity at time  $t \in \mathcal{T}$ .

### 3.2 RT Market

In the RT market, the realized values of the demand  $D(t)$  and the capacity  $Q_i(t)$  for  $t \in \mathcal{T}$  become known to all participants. Let  $D_r(t) := D(t) - \sum_{i \in \mathcal{S}} \min\{S_i(p_f^*(t)), Q_i(t)\} - C(p_f^*(t))$  denote the residual demand for  $t \in \mathcal{T}$ , where the minimization reflects the fact that the actual renewable supply is subject to the capacity. Define  $\underline{D}_r := \min_{t \in \mathcal{T}} \{D_r(t)\}$  and  $\overline{D}_r := \max_{t \in \mathcal{T}} \{D_r(t)\}$ , respectively. Then based on these realized values, we need to consider the following two different cases in the RT market.

**Case 1:**  $D_r(t) \leq 0$

When the residual demand is non-positive, the LSE does not need to purchase additional electricity from the RT market, as the supply reserved in the DA market exceeds the actual demand for time  $t \in \mathcal{T}$ . In such case, the ISO reduces the excess supply to align with the actual demand, typically by curtailing the conventional supplier first, given its higher production costs compared to renewable suppliers. The LSE is not eligible for refunds for any surplus reserved in the DA market since these funds have been used to prepare generator resources. Suppliers can produce less than their DA commitments without facing penalties, as the underproduction does not incur additional costs.

**Case 2:**  $D_r(t) > 0$

In this case, the LSE needs to purchase electricity from the RT market to satisfy the positive residual demand for time  $t \in \mathcal{T}$ . Let  $\bar{S}_i : \mathbb{R}^+ \rightarrow \mathbb{R}^+$  denote the supply function of the  $i$ -th supplier in the RT market. We interpret  $\bar{S}_i(p)$  as the incremental supply above the committed supply  $\min\{S_i(p_f^*(t)), Q_i(t)\}$  at price  $p \in \mathbb{R}^+$ . We need to ensure that

$$\bar{S}_i(p) + S_i(p_f^*(t)) \leq Q_i(t), \quad t \in \mathcal{T}.$$

---

<sup>13</sup>Similar market clearing conditions have been widely used in the literature (see the studies of Klemperer and Meyer 1989, Green and Newbery 1992, Anderson and Philpott 2002, Sunar and Birge 2019 and references therein).

Thus, the residual capacity  $Q_i^r$  that can be offered in the RT market is given by

$$Q_i^r = \min\{\max\{Q_i(t) - S_i(p_f^*(t)), 0\} : t \in \mathcal{T}\} = \min\{\max\{Q_i(t) - S(p_f^*(t)), 0\} : t \in \mathcal{T}\}, \quad (3)$$

where the second equality in (3) holds due to (1). The outer minimization reflects that renewable suppliers must preserve sufficient residual capacity for every  $t \in \mathcal{T}$ , as they are restricted to bidding a single supply function in the real-time market.

Since renewable suppliers have extra supply available in all periods  $t \in \mathcal{T}$ , if and only if, their residual capacities are positive, we allow the  $i$ -th renewable supplier to bid in the RT market only when  $Q_i^r > 0$ . Suppliers with zero residual capacities cannot be strategic in the RT market. Let  $\mathcal{S}_r \subseteq \mathcal{S}$  be the set of strategic suppliers, i.e., the set of renewable suppliers with positive residual capacities. A non-strategic supplier  $j \in \mathcal{S} \setminus \mathcal{S}_r$  must still fulfill its DA commitment  $S_j(p_f^*(t))$ . If its realized capacity  $Q_j(t) < S_j(p_f^*(t))$ , the renewable supplier incurs a shortfall penalty in that it must purchase the shortfall  $S_j(p_f^*(t)) - Q_j(t)$  from the RT market at the RT market clearing price  $p_s^*(t)$ .

We assume that  $\bar{S}_i$  is continuous, monotonically increasing, and piecewise differentiable until it reaches the capacity bound

$$\bar{S}_i(p) \leq Q_i^r, \quad \forall p \in \mathbb{R}^+, \quad (4)$$

Thus, it follows that  $\bar{S}_i(p) = Q_i^r$  for all  $p \geq \inf\{y : \bar{S}_i(y) \geq Q_i^r\}$ , i.e. on reaching the upper bound,  $\bar{S}_i$  becomes constant.

As in the DA market, the ISO chooses a RT market clearing price  $p_s^*(t)$  to balance the supply and the demand for  $t \in \mathcal{T}$ :

$$\sum_{i \in \mathcal{S}} \min\{S(p_f^*(t)), Q_i(t)\} + \sum_{i \in \mathcal{S}_r} \bar{S}_i(p_s^*(t)) + \max\{C(p_s^*(t)), C(p_f^*(t))\} = D(t),$$

where the supply from the conventional supplier is set to  $\max\{C(p_s^*(t)), C(p_f^*(t))\}$ . This is because the ISO is not allowed to curtail the conventional supplier when the residual demand is positive. Rearranging terms, we get:

$$\sum_{i \in \mathcal{S}_r} \bar{S}_i(p_s^*(t)) + \bar{C}(p_s^*(t)) - C(p_f^*(t)) = D_r(t), \quad (5)$$

where we use the notation  $\bar{C}(p_s^*(t)) := \max\{C(p_s^*(t)), C(p_f^*(t))\}$ .

In Case 2, the ISO does not penalize renewable suppliers for overproduction, i.e., produce more than their DA commitments, because the usage of clean energy would improve social welfare, through reducing the pollution and greenhouse gas emission from thermal plants using fossil fuels.

### 3.3 Participants' Decision Problems and Equilibrium Definition

The objective of the  $i$ -th renewable supplier is to maximize its total profit by selecting a supply function  $S_i$  in the DA market and then refining it to  $\bar{S}_i$  in the RT market (if possible). The  $v$ -th virtual trader, restricted to a single bidding opportunity in the DA market, maximizes its profit by choosing the bidding function  $B_v$  in the DA market. The aggregated LSE minimizes costs by allocating its demand between the two markets: purchasing  $D_l(t)$  in the DA market and  $\max\{D(t) - D_l(t), 0\}$  in the RT market for each delivery time  $t \in \mathcal{T}$ . Our analysis of this two stage game employs backward induction, starting with the decision problem of the renewable supplier in the RT market, where it operates as the sole strategic player.

In the RT market, renewable suppliers have knowledge about the decision outcomes in the DA market and the realized demand and capacities. Let  $D := \{D(t) : t \in \mathcal{T}\}$  denote the realized demand curve, and  $\mathbb{Q} := \{Q_i(t) : t \in \mathcal{T}, i \in \mathcal{S}\}$ , denote the collective capacity profile of all renewable suppliers. Recall that the set of strategic suppliers  $\mathcal{S}_r$  in the RT market are those with positive residual supply. Let  $\bar{\mathbb{S}}_{-i}$  represent the RT supply functions of all strategic suppliers except the  $i$ -th one, and  $\mathbb{S}$  denote the collection of DA market supply functions submitted by all renewable suppliers. The payoff  $\bar{\Pi}_{i,t}^{\mathbb{S}}(\bar{S}_i; \bar{\mathbb{S}}_{-i}, \mathbb{S}, \mathbb{Q}, D)$  of the strategic supplier  $i \in \mathcal{S}_r$  using a feasible supply function  $\bar{S}_i$  for time  $t$  is given by

$$\bar{\Pi}_{i,t}^{\mathbb{S}}(\bar{S}_i; \bar{\mathbb{S}}_{-i}, \mathbb{S}, \mathbb{Q}, D) := \bar{S}_i(p_s^*(t))p_s^*(t), \quad (6)$$

where  $p_s^*(t)$  is the RT market clearing price determined by (5), and the notation  $\bar{\Pi}_{i,t}^{\mathbb{S}}(\bar{S}_i; \bar{\mathbb{S}}_{-i}, \mathbb{S}, \mathbb{Q}, D)$  emphasizes that  $\bar{S}_i$  is chosen with the knowledge of  $(\bar{\mathbb{S}}_{-i}, \mathbb{S}, \mathbb{Q}, D)$ . The SFE for the RT market is formally defined as follows.

**Definition 1. (SFE in the RT market)** Given the DA supply function profile  $\mathbb{S}$  of renewable suppliers, their collective capacity profile  $\mathbb{Q}$ , and the actual demand curve  $D$ , a RT supply function profile  $\bar{\mathbb{S}}^* = (\bar{S}_1^*, \dots, \bar{S}_{N_S}^*)$  is an SFE if the following conditions hold for  $i \in \mathcal{S}_r$  and  $t \in \mathcal{T}$ :

- (i)  $\bar{S}_i^* : \mathbb{R}^+ \rightarrow \mathbb{R}^+$  is continuous, increasing, satisfies  $\bar{S}_i^*(0) = 0$ , and (4);
- (ii)  $\bar{\Pi}_{i,t}^{\mathbb{S}}(\bar{S}_i^*; \bar{\mathbb{S}}_{-i}, \mathbb{S}, \mathbb{Q}, D) \geq \bar{\Pi}_{i,t}^{\mathbb{S}}(\bar{S}_i; \bar{\mathbb{S}}_{-i}, \mathbb{S}, \mathbb{Q}, D)$ , for any other feasible supply functions  $\bar{S}_i$  of the renewable supplier  $i$ .

The above equilibrium definition requires at least two strategic renewable suppliers in the RT market. If only one supplier has positive residual capacity, the ISO would require it to bid at a

competitive price—its marginal cost—given the absence of competition. In practice, the ISO may employ various tools to detect and mitigate the supplier's market power (see, e.g., CAISO 2020). We show the presence of such equilibrium in §4.

In the DA market, the  $i$ -th renewable supplier submits its DA supply function  $S_i$  based on the DA supply function profile  $\mathbb{S}_{-i} := (S_1, \dots, S_{i-1}, S_{i+1}, \dots, S_{N_S})$  of other renewable suppliers, the DA demand curve  $D_l$  of the LSE, the decision profile  $\mathbb{B} := (B_1, \dots, B_{N_V})$  of virtual traders, and the RT supply function profile  $\bar{\mathbb{S}}^*$  of all renewable suppliers.<sup>14</sup> The corresponding payoff for the delivery time  $t \in \mathcal{T}$  is given by

$$\Pi_{i,t}^S(S_i; D_l, \mathbb{S}_{-i}, \mathbb{B}, \bar{\mathbb{S}}^*) := S_i(p_f^*(t))p_f^*(t) + \mathbb{E} \left[ \bar{S}_i^*(p_s^*(t))p_s^*(t) + \left( Q_i(t) - S_i(p_f^*(t)) \right)^- p_s^*(t) \right], \quad (7)$$

where  $p_f^*(t)$  denotes the DA market clearing price determined by (2), and the expectation is taken w.r.t. demand and capacities. The notation  $(\cdot)^-$  refers to the negative part of the expression. The  $i$ -th renewable supplier's payoff consists of two parts: the immediate payoff from the DA market and the expected payoff from the RT market. The second term in the expectation indicates the shortfall penalty the supplier must pay when the realized capacity is less than its DA commitment.

The LSE bids a DA demand curve  $D_l$  given the DA supply function profile of renewable suppliers  $\mathbb{S}$ , the DA bidding function profile  $\mathbb{B}$  of virtual traders, and the RT supply function profile of renewable suppliers  $\bar{\mathbb{S}}^*$ . The payoff of the LSE for  $t \in \mathcal{T}$  is expressed as

$$\Pi_t^L(D_l; \mathbb{S}, \mathbb{B}, \bar{\mathbb{S}}^*) := p_f^*(t)D_l(t) + \mathbb{E} \left[ (D(t) - D_l(t))^+ p_s^*(t) \right], \quad (8)$$

where  $(\cdot)^+$  refers to the positive part of the term in parenthesis, and the expectation is taken w.r.t. demand and capacities. In (8), the first term is the cost associated with purchasing  $D_l$  in the DA market, while the second term is the expected cost for purchasing the residual demand in the RT market.

The  $v$ -th virtual trader submits its bidding function  $B_v$  with the knowledge of the renewable suppliers' DA decision profile  $\mathbb{S}$ , the LSE's DA demand curve  $D_l$ , the bidding function profile  $\mathbb{B}_{-v} := (B_1, \dots, B_{v-1}, B_{v+1}, \dots, B_{N_V})$  of the other virtual traders in the DA market, and the RT supply function profile of renewable suppliers  $\bar{\mathbb{S}}^*$ . The payoff of the  $v$ -th virtual trader for  $t \in \mathcal{T}$  is given by

$$\Pi_t^V(B_v; \mathbb{B}_{-v}, \mathbb{S}, D_l, \bar{\mathbb{S}}^*) := \left( \mathbb{E}[p_s^*(t)] - p_f^*(t) \right) B_v(p_f^*(t)), \quad (9)$$

---

<sup>14</sup>The optimal RT supply function profile  $\bar{\mathbb{S}}^*(\mathbb{S}, \mathbb{Q}, D)$  is a function of the DA supply function, and the realized capacities and demands. For simplicity, we suppress the dependence in our notation.

where the expectation is taken w.r.t. demand and capacities. The DA market equilibrium is defined as follows.

**Definition 2. (Equilibrium in the DA Market)** *Given the RT equilibrium solution  $\bar{\mathbb{S}}^*$ , the decision profile  $(\mathbb{S}^*, D_l^*, \mathbb{B}^*)$  is a DA market equilibrium if the following conditions hold:*

(i) *The function  $S_i^* : \mathbb{R}^+ \rightarrow \mathbb{R}^+$  is continuous and increasing, and satisfies  $S_i^*(0) = 0$  and*

$$\Pi_{i,t}^S(S_i^*; \mathbb{S}_{-i}^*, \mathbb{B}^*, \bar{\mathbb{S}}^*, D_l^*) \geq \Pi_{i,t}^S(S_i; \mathbb{S}_{-i}^*, \mathbb{B}^*, \bar{\mathbb{S}}^*, D_l^*), \quad (10)$$

*for all  $t \in \mathcal{T}$ , and all feasible DA supply functions  $S_i$  for supplier  $i \in \mathcal{S}$ .*

(ii) *The function  $B_v^* : \mathbb{R}^+ \rightarrow \mathbb{R}^+$  is continuous and decreasing, and satisfies*

$$\Pi_t^V(B_v^*; \mathbb{B}_{-v}^*, \mathbb{S}^*, D_l^*) \geq \Pi_t^V(B_v; \mathbb{B}_{-v}^*, \mathbb{S}^*, D_l^*), \quad (11)$$

*for all  $t \in \mathcal{T}$ , and feasible bidding functions for virtual bidder  $v \in \mathcal{V}$ .*

(iii)  $\Pi_t^L(D_l^*; \mathbb{S}^*, \mathbb{B}^*) \leq \Pi_t^L(D_l; \mathbb{S}^*, \mathbb{B}^*)$ , *for all times  $t \in \mathcal{T}$ .*

One of the main results of this paper is to show that such equilibrium exists.

## 4. Equilibrium Analysis

This section analyzes the model presented in §3 using backward induction. We establish the equilibrium results for the RT market in §4.1 and derive the DA equilibrium in §4.2.

### 4.1 RT Market

In the RT market, we consider different cases based on the realized values of demand and capacities as discussed in §3. In Case 1, since  $D_r(t) \leq 0$  for all  $t \in \mathcal{T}$ , i.e., the LSE's DA reservation is sufficient to cover its actual demand, there is no RT market activity. Consequently, our analysis primarily focuses on Case 2.

In Case 2, the residual demand  $D_r(t) > 0$  for some  $t \in \mathcal{T}$ . To streamline our discussion, we start from a scenario that satisfies the following assumption.

**Assumption 1.** *The demand and capacity realizations satisfy the following conditions:*

(i) *The minimal residual demand is zero, i.e.,  $\underline{D}_r = 0$ .*

- (ii) All renewable suppliers have sufficient realized capacities to fulfill their DA commitments, i.e., the residual capacity  $Q_i^r > 0$  for all  $i \in \mathcal{S}$ , and therefore,  $\mathcal{S} = \mathcal{S}_r$ .
- (iii) All strategic renewable suppliers can reach their residual capacities at some  $t \in \mathcal{T}$ .

We relax Assumption 1 in Appendix A. From the symmetry condition (1) and the definition (3) of residual capacity, it follows, without loss of generality, that the residual capacities of renewable suppliers can be ordered in a (strictly) ascending order, i.e.,  $0 := Q_0^r < Q_1^r < \dots < Q_{N_S}^r$ , where the first inequality follows from Assumption 1 (iii). Based on this observation, the following lemma shows that in the SFE, a renewable supplier's RT supply function is either the same as other renewable suppliers or equals its residual capacity limit.

**Lemma 1 (Symmetric supply functions).** *Under Assumption 1, any SFE in the RT market is of the form*

$$\bar{S}_i^*(p) = \min\{\bar{S}(p), Q_i^r\}, \quad \forall p \in \mathbb{R}^+, \quad (12)$$

where  $\bar{S} : \mathbb{R}^+ \rightarrow \mathbb{R}^+$  is a continuous and increasing function.

This lemma states that the supply functions  $\bar{S}_i^*$  for all  $i \in \mathcal{S}$  are identical before they reach their residual capacities  $Q_i^r$  for  $i \in \mathcal{S}$ .

Next, we characterize the function  $\bar{S}$  that defines the SFE in the RT market. It follows from Assumption 1 (all residual capacities are attainable) and Lemma 1 ( $\bar{S}$  is a continuous increasing function) that there exists a RT market clearing price  $p_s^*(t)$  that satisfies  $Q_{k-1}^r < \bar{S}(p_s^*(t)) < Q_k^r$  for some  $t \in \mathcal{T}$  and  $k \in \{1, \dots, N_S - 1\}$ . In this case, the first  $k - 1$  suppliers produce at their residual capacities, while the remaining  $N_S - k + 1$  suppliers supply according to  $\bar{S}$ .<sup>15</sup> Then using the market clearing condition (5) and Lemma 1, the payoff (6) of the  $k$ -th renewable supplier may be rewritten as follows:

$$\left( D_r(t) - (\bar{C}(p_s^*(t)) - C(p_f^*(t))) - (N_S - k)\bar{S}(p_s^*(t)) - \sum_{i=0}^{k-1} Q_i^r \right) p_s^*(t), \quad (13)$$

The equilibrium supply function  $\bar{S}$  must satisfy the first order optimality condition (FOC)

$$D_r(t) - (\bar{C}(p_s^*(t)) - C(p_f^*(t))) - (N_S - k)\bar{S}(p_s^*(t)) - \sum_{i=0}^{k-1} Q_i^r + p_s^*(t) \left( -\bar{C}'(p_s^*(t)) - (N_S - k)\bar{S}'(p_s^*(t)) \right) = 0.$$

---

<sup>15</sup>This configuration arises because suppliers are ordered by increasing residual capacities  $Q_i^r$ .



Using again the market clearing condition (5) and rearranging, the FOC can be rewritten as

$$(p_s^*(t)(N_S - k))\bar{S}'(p_s^*(t)) - \bar{S}(p_s^*(t)) = -p_s^*(t)\bar{C}'(p_s^*(t)). \quad (14)$$

We can view (14) as an ordinary differential equation (ODE) for  $\bar{S}$  in terms of the independent variable  $p_s^*(t)$  that satisfies  $Q_{k-1}^r < \bar{S}(p_s^*(t)) < Q_k^r$  for  $t \in \mathcal{T}$ . The entire supply function is then constructed by sequentially solving (14) for  $k = 1, \dots, N_S - 1$ , and “stitching” these solutions together. Specifically, for  $k = 1$ , the solution to (14) is

$$\bar{S}(p; \bar{c}_1) = \begin{cases} 0, & \text{if } p = 0, \\ p^{\frac{1}{N_S-1}} \left( \bar{c}_1 - \frac{1}{N_S-1} F_1(p) \right), & \text{if } p \in (0, \gamma_1(\bar{c}_1)],^{16} \end{cases} \quad (15)$$

where  $\bar{c}_1$  is a constant,  $F_1$  is an antiderivative of  $p^{-1/(N_S-1)}\bar{C}'(p)$  (see detailed derivations in Online Appendix B), and

$$\gamma_1(\bar{c}_1) := \min\{p : \bar{S}(p; \bar{c}_1) = Q_1^r\}.$$

For  $k \in \mathcal{S} \setminus \{1, N_S\}$ , the solutions to (14) can be written as

$$\bar{S}(p; \bar{c}_k) = p^{\frac{1}{N_S-k}} \left( \bar{c}_k - \frac{1}{N_S-k} F_k(p) \right), \quad p \in (\gamma_{k-1}(\bar{c}_{k-1}), \gamma_k(\bar{c}_k)], \quad (16)$$

where  $\bar{c}_k$  is a constant,  $F_k(p)$  an antiderivative of  $\bar{C}'(p)p^{-1/(N_S-k)}$ , and

$$\gamma_k(\bar{c}_k) := \min\{p : \bar{S}(p; \bar{c}_k) = Q_k^r\}.$$

For any value of  $\bar{c}_k$ , equations (15)–(16) define a class of SFE candidates that satisfy the FOC over a corresponding interval. However, we also need to ensure that the function  $\bar{S}$  is continuous and monotonically increasing. The following proposition establishes the existence of constants that ensure continuity and monotonicity of  $\bar{S}$ .

**Proposition 1 (Structure of RT market SFEs).** *A function  $\bar{S}(p)$  defines a RT market SFE candidate (as characterized in (12)) if, and only if, there exist constants  $\bar{\mathbf{c}} = (\bar{c}_1, \dots, \bar{c}_{N_S})$  such that the function  $\bar{S}(p; \bar{\mathbf{c}})$  defined sequentially via (15)–(16), for  $k = 1, \dots, N_S - 1$ , satisfy the following conditions:*

- (i) *The prices  $\gamma_k(\bar{c}_k) := \min\{p : \bar{S}(p; \bar{\mathbf{c}}) = Q_k^r\}$  are in an increasing order, i.e.,  $0 := \gamma_0 < \gamma_1(\bar{c}_1) < \dots < \gamma_{N_S}(\bar{c}_{N_S})$ .*

---

<sup>16</sup>Since there is no need to emphasize the market clearing price  $p_s^*(t)$  for time  $t \in \mathcal{T}$  in the ODE solutions, we replace it with a generic variable  $p \in \mathbb{R}^+$  to ease the notation.

(ii)  $\bar{S}(p; \bar{\mathbf{c}})$  is continuous and monotonically increasing for  $p > 0$ , and satisfies  $\lim_{p \rightarrow 0^+} \bar{S}(p; \bar{\mathbf{c}}) = 0$  and  $\lim_{p \rightarrow 0^+} \bar{S}'(p; \bar{\mathbf{c}}) = 0$ .

Moreover, the set of constants  $\bar{\mathbf{c}}$  satisfying (i) and (ii) is non-empty, and the continuity requirement implies that all the constants  $\bar{c}_k$ ,  $k \geq 2$ , are increasing functions of  $\bar{c}_1$ , and therefore,  $\bar{S}(p; \bar{\mathbf{c}})$  reduces to a 1-dimensional manifold.

The detailed proof of Proposition 1 is in the Appendix; we now describe its main structure. The sufficiency (“if”) direction follows from Lemma 1. That is, a supply function equilibrium (SFE) should be of the form (15)-(16), with constants  $\bar{\mathbf{c}}$  chosen to ensure continuity and monotonicity. For the necessity (“only if”), we first show that  $\bar{S}$  is continuous and increasing within each interval  $(\gamma_{k-1}, \gamma_k)$  if  $\bar{c}_k$  exceeds a certain threshold. We then prove that the continuity at each breakpoint  $\gamma_k$  implies that  $\bar{c}_k$ , for each  $k \in \mathcal{S} \setminus \{1, N_S\}$ , is an increasing function of  $\bar{c}_1$ . The monotonicity is achieved by sufficiently increasing  $\bar{c}_1$  to ensure all constants exceed their respective thresholds. It is worth noting that larger constants imply “steeper” supply functions and therefore, lower RT prices, leading to uniqueness, as formalized in the following proposition.

**Proposition 2 (Uniqueness of the RT market SFE).** *Within the class of SFE candidates identified in Proposition 1, there exists a unique SFE for the RT market.*

The intuition behind Proposition 2 is as follows. A “flatter” supply function means that the quantity offered changes little as the price increases. Renewable suppliers prefer such flatter supply functions because they yield a higher market-clearing price for the same quantity of electricity supplied. Consequently, the SFE corresponds to the smallest value of the constant  $\bar{c}_1$  that still produces a valid  $\bar{S}$  within the candidate set of SFEs.

Appendix A analyzes variants of Case 2 by relaxing Assumption 1 and shows that the main results and insights are robust against those assumptions. Specifically, for a (strictly) positive minimum residual demand  $\underline{D}_r$ , the  $k$ -th renewable supplier adopts one of the two bidding strategies: (i) symmetric supply curves originating from a unique price–quantity pair  $(p_k, \bar{S}(p_k))$ , with  $p_k > 0$  and  $\bar{S}(p_k)$  strictly below the residual capacity; or (ii) full utilization of residual capacity throughout the RT market when  $\bar{S}(p_k)$  exceeds the residual capacity. Moreover, if the maximum residual demand  $\bar{D}_r$  can be met without reaching  $Q_{N_S}^r$ , renewable suppliers would stop increasing  $\bar{c}_1$  when the total supply satisfies  $\bar{D}_r$ .

## 4.2 DA Market

In the DA market, the strategic participants include renewable suppliers, the LSE, and the virtual traders. In this section, we analyze a baseline model featuring strategic renewable suppliers and the LSE only. The impacts of virtual trading are considered in the next section.

Renewable suppliers bid symmetric supply functions as stated in (1). For the  $i$ -th renewable supplier, we can rewrite its payoff (7) using the DA market clearing condition (2) as follows:

$$\left(D_l - C(p_f^*) - S_{-i}(p_f^*)\right)p_f^* + \mathbb{E}\left[\bar{S}_i^*(p_s^*)p_s^* + (Q_i - S_i(p_f^*))^- p_s^*\right], \quad (17)$$

where

$$S_{-i}(x) := \sum_{j \in \mathcal{S} \setminus \{i\}} S_j(x) \quad (18)$$

represents the total supply at price  $x$  from all renewable suppliers except for the  $i$ -th one. As with the RT market, we suppress the time dependence in  $D_l$ ,  $p_f^*$ , and  $p_s^*$ . Similarly, the LSE's payoff (8) can be rewritten as follows using the DA market clearing condition (2):

$$\left(\sum_{i \in \mathcal{S}} S_i(p_f^*) + C(p_f^*)\right)p_f^* + \mathbb{E}\left[\left(D - \sum_{i \in \mathcal{S}} S_i(p_f^*) - C(p_f^*)\right)^+ p_s^*\right]. \quad (19)$$

The equilibrium supply function in the DA market is expected to satisfy the FOCs for (17) and (19) with respect to  $p_f^*$ , while also being continuous and monotonically increasing. These FOCs result in ODEs for  $S_i$  with respect to the independent variable  $p_f^*$ . The following proposition establishes the existence and uniqueness of the SFE.

**Proposition 3 (Existence and uniqueness of SFE in the DA market without virtual trading).** *Consider a market consisting of renewable and conventional suppliers and the LSE. Then there exists a unique SFE for the renewable suppliers in the DA market.*

The existence result follows from identifying a common solution to the FOCs for both the renewable suppliers and the LSE. The proof of uniqueness parallels that of Proposition 2. To ensure the supply function is continuous and increasing, the constant in the solution must be sufficiently large. However, as in the RT market, renewable suppliers maximize their payoffs by adopting relatively flat supply functions—corresponding to small constants. The equilibrium therefore reflects a trade-off, with suppliers selecting the smallest constant that still guarantees continuity and monotonicity.

Based on the equilibrium decisions of renewable suppliers, the LSE can anticipate its procurement cost for a given demand curve  $D_t$  in the DA market. Therefore, the LSE chooses a DA demand curve  $D_t^*$  that minimizes its total cost. However, the optimal demand curve  $D_t^*$  may not be unique, leading to multiple DA equilibria. Note that the above results are established in markets where virtual trading is absent. In the next section, we will see that the optimal demand curve  $D_t^*$  is unique when there is perfect competition among virtual traders.

## 5. Impact of Virtual Trading on the Two Settlement Market

We examine two scenarios: with and without renewable suppliers.<sup>17</sup> We first show that the LSE can exercise market power when the conventional supplier is nonstrategic, and that virtual trading mitigates this power. We then introduce strategic renewable suppliers and analyze how their presence impacts the equilibrium strategy of both the LSE and virtual traders.

In the scenario without renewable suppliers, the demand from the LSE is solely fulfilled by the nonstrategic conventional supplier, i.e. the model is identical to the one in §3 with all renewable supply functions set to zero.

**Proposition 4.** *In a two-settlement electricity market comprising only the LSE and a conventional supplier, the equilibrium features strategic underbidding by the LSE, yielding*

$$p_f^* < \mathbb{E}[p_s^*].$$

Proposition 4 highlights the LSE's market power in a two settlement electricity market without renewable suppliers and virtual traders. In this setting, the LSE can depress the DA market clearing price by bidding below its expected RT demand. This strategic underbidding, which deviates from the truthful bidding expected by the ISO, allows the LSE to secure part of its demand at prices below the marginal cost implied by the conventional supplier's supply function. In effect, the LSE's cost savings come directly at the expense of the conventional supplier.

Figure 2 explains the rationale for Proposition 4. It illustrates the ex-post payoff of an LSE with positive residual demand. The LSE's total payment in Figure 2 equals the sum of its expenditures in the DA and RT markets,

$$p_f^*(t)D_t^*(t) + p_s^*(t)(D(t) - D_t^*(t)),$$

---

<sup>17</sup>Virtual trading was introduced into the wholesale electricity market before the widespread adoption of renewable power.

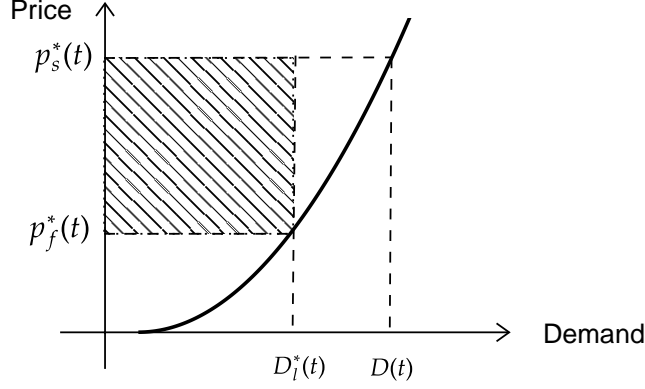


Figure 2: The LSE's underbidding behavior when renewable suppliers and virtual traders are absent.

where  $D(t) > D_l^*(t)$ . This amount is strictly less than  $p_s^*(t)D(t)$ , which the LSE would pay if it procured its entire demand  $D(t)$  directly from the conventional supplier. The difference—shown as the shaded rectangular area—represents the LSE's savings, or equivalently, the conventional supplier's loss. Thus, the LSE profits from exercising market power. In practice, such underbidding causes a price gap between DA and RT markets, which is highly detrimental to the market's long-term efficiency (PJM 2015, page 26).

When  $p_f^* < \mathbb{E}[p_s^*]$ , virtual traders are incentivized to submit DEC bids to take advantage of the arbitrage opportunity between the DA and RT markets, i.e., purchase electricity at the DA price and cash settle the purchased amount at the RT price with an expected profit margin  $\mathbb{E}[p_s^*] - p_f^* > 0$ . The DEC bids are virtual loads, and they push up the DA market clearing price, and pull down the expected price in the RT market. As a result, the profit margin for virtual traders, alongside the marginal saving for the LSE, is reduced. In the limit of an infinite number of traders, virtual trading aligns these two prices, as shown by the following result.

**Proposition 5.** *In a two settlement electricity market with the LSE, the conventional supplier, and an infinite number of virtual traders, the DA market clearing price equals the expected RT market clearing price, i.e.,  $p_f^* = \mathbb{E}[p_s^*]$ .*

The price convergence is driven by perfect competition among an infinite number of virtual traders. With only finitely many traders, the price gap would persist, as each trader balances the size of virtual positions against the price differential to maximize the product of the two. Once DA and RT prices align, both the marginal profit of virtual traders and the marginal savings of the LSE fall to zero.

Next, we introduce renewable suppliers into the market. The following result shows that the LSE maintains its market power when virtual trading is not allowed.

**Proposition 6.** *In a two-settlement electricity market with the LSE, renewable suppliers, and the conventional supplier—but no virtual bidders—the LSE strategically underbids in the DA market at equilibrium, driving the DA clearing price below the expected RT clearing price, i.e.,  $p_f^* < \mathbb{E}[p_s^*]$ .*

Proposition 6 indicates that strategic renewable suppliers cannot mitigate the LSE’s market power that stems from the two settlement structure. As in the case without renewable suppliers, the LSE is able to push down the DA market clearing price through underbidding, which results in cost savings at the expense of the renewable and conventional suppliers. The following result establishes that, in the limit of an infinite number of virtual bidders, the DA market clearing price converges to the expected RT market clearing, as in the case without renewable suppliers.

**Proposition 7.** *In a two settlement electricity market that includes the LSE, the renewable and conventional suppliers, and an infinite number of identical virtual traders, the DA market clearing price equals the expected RT market clearing, i.e.,  $p_f^* = \mathbb{E}[p_s^*]$ .*

The next result shows that, in the limit of infinitely many identical virtual traders, the DA market admits a unique SFE.

**Proposition 8 (Existence and uniqueness of SFE in the DA market with virtual trading).** *Consider a market consisting of renewable and conventional suppliers and the LSE. Then there exists a unique SFE for the renewable suppliers in the DA market. Moreover, the form of the equilibrium supply function for renewable suppliers is identical to that in the case without virtual trading.*

Proposition 8 is the counterpart to Proposition 3 for a market with virtual trading. Interestingly, despite the inclusion of virtual trading, the renewable supplier’s equilibrium supply function remains identical in both scenarios. This arises from the fact that, when prices are aligned, the influence of virtual trading on the equilibrium supply function cancels out entirely.

As mentioned in §4.2, there may be multiple optimal bidding quantities for the LSE in the DA market without price alignment. However, the following result establishes that LSE’s optimal demand in the DA market is unique under the price alignment condition.

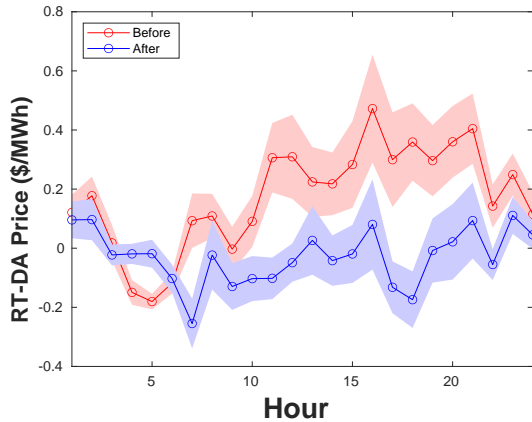
**Proposition 9.** *Suppose there are both renewable and conventional suppliers and an infinite number of virtual traders in the electricity market, then the LSE has a unique optimal DA demand bid.*

## 6. Empirical Evidence on the Impact of Virtual Trading

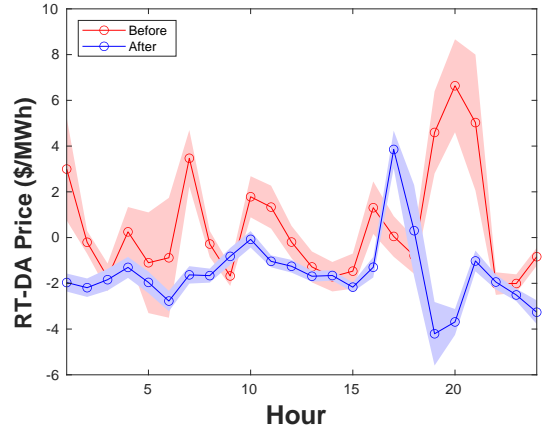
We provide empirical support for the two main model implications: (i) virtual trading narrows the price gap between the DA and RT markets, and (ii) virtual trading leads to a reduction in the LSE’s demand in the DA market.

Using data from the California ISO (CAISO) and New York ISO (NYISO)—both of which offer observations from periods before and after the introduction of virtual trading—we are able to directly assess its market impact.<sup>18</sup>

We begin by examining the impact of virtual trading on the difference between the RT and DA prices in the California and New York electricity markets. For CAISO, which implemented virtual bidding on February 1, 2011, we use daily data from April 2009 to March 2013, comparing the average hourly price gap across two periods: April 2009–January 2011 (pre–virtual trading) and February 2011–March 2013 (post–virtual trading). For NYISO, we analyze data from September 2001 (the earliest available on the NYISO website) through January 2002, capturing the period immediately before and after virtual trading was introduced on November 1, 2001.



(a) Price spreads for CAISO



(b) Price spreads for NYISO

Figure 3: Average hourly price spreads, computed as the difference between RT and DA prices, before and after the introduction of virtual bidding.

Figure 3 plots average price gaps for each hour of the day in both the CAISO and NYISO markets. While NYISO and CAISO calculate the DA price on an hourly basis, they clear the RT market every five minutes. We set the RT hourly price to the average of the twelve RT prices

<sup>18</sup>Other wholesale markets, such as the Electric Reliability Council of Texas (ERCOT), ISO New England (ISO-NE), Midcontinent Independent System Operator (MISO), and Pennsylvania-New Jersey-Maryland Interconnection (PJM), had virtual trading integrated since their opening (see, e.g., Parsons et al. 2015), and thus do not support this comparative analysis.

recorded within that hour. In CAISO, before the introduction of virtual trading, the average price gaps are positive throughout the day, except at 4 am and 5 am, indicating that the DA market clearing price is lower than the RT price. This observation is largely consistent with our model prediction of LSE’s underbidding behavior in the DA market. Implementing virtual trading reduces price gaps in most hours of the day. In NYISO, DA prices were lower than RT prices prior to the introduction of virtual trading, but became higher afterward.<sup>19</sup> However, the average absolute price spread between the two markets decreased following the implementation of virtual bidding.

Next, we compute the ratio of demand cleared in the DA market to that cleared in the RT market. We use this ratio as a surrogate for the extent to which the LSE underbids. We compute average demand ratios for each hour in both markets. As in the case for the market clearing price, we set the hourly demand in the RT market to the average demand over 12 values recorded within each hour.

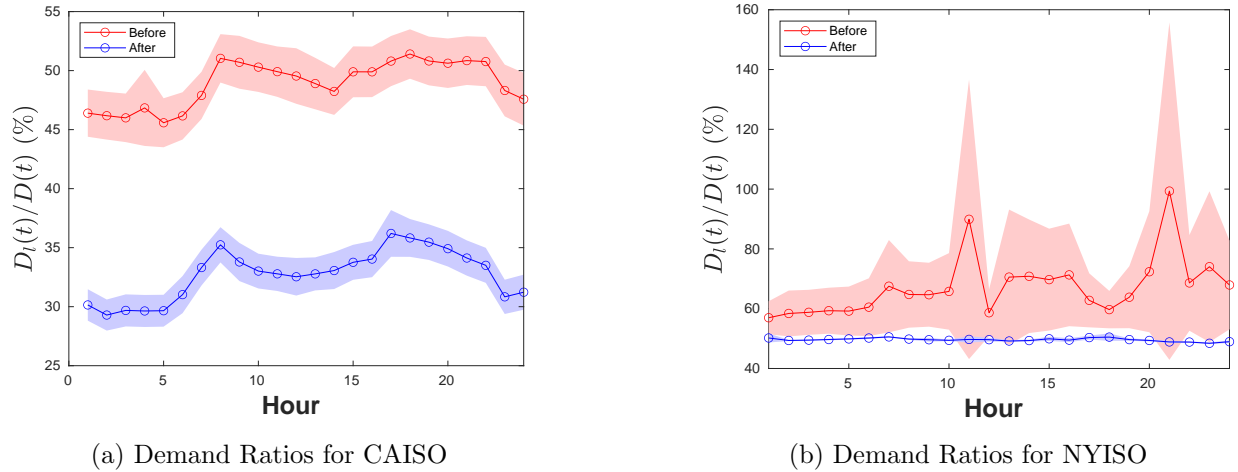


Figure 4: Average hourly ratios of DA demand to RT demand before and after the implementation of virtual bidding.

Figure 4 reports the results for the demand ratio. In CAISO, demand ratios before implementing virtual trading vary between 45% and 53%, which suggests that nearly half of the demand would be cleared in the DA market. However, this ratio declines by 10% to 15% after the implementation of virtual trading. In NYISO, the demand ratios range from 59% to 95% before the introduction of virtual trading and from 53% to 55% afterward. This marked decline confirms our model’s prediction that virtual bidding significantly reduces demand ratios.

<sup>19</sup>A plausible explanation is that virtual bidders take virtual load positions to profit from extreme right-tail events in RT markets, such as price spikes caused by transmission congestion or reserve scarcity. By purchasing electricity in the DA market, they increase DA demand and prices; by closing these positions in the RT market, they increase RT supply and lower RT prices. These trading actions, on average, produce a negative price spread.



## 7. Conclusion

In this study, we investigate the impact of virtual trading in two-settlement wholesale electricity markets. While this two-settlement structure provides hedging opportunities for market participants, it also introduces potential inefficiencies. We have built a game-theoretical framework which accounts for strategic interactions between renewable suppliers, LSEs, and virtual traders. We have analyzed how virtual trades, purely financial electricity transactions without any physical deliveries, can mitigate price inefficiencies by enabling financial institutions to arbitrage between DA and RT markets.

The supply function equilibrium of our framework reveals that, in the absence of virtual trading, LSEs can exploit their market power to underbid in the DA market, leading to lower DA prices compared to those expected in the RT market. Virtual trading narrows, and potentially eliminates, the price spread between the two markets as the presence of virtual traders grows. Nevertheless, this convergence in prices does not necessarily imply a convergence in traded quantities. LSEs may continue to bid below their true demand estimates. Additionally, the inclusion of renewable energy suppliers does not offset the strategic bidding behavior of LSEs. We have provided empirical support for our model predictions, using data from CAISO and NYISO.

## Acknowledgments

This research was developed as a part of the grant “Risk-Aware Power System Control, Market and Market Incentives”. The authors gratefully acknowledge the support of the Department of Energy through an ARPA-E PERFORM program.

## References

- Adkins WA, Davidson MG (2012) *Ordinary Differential Equations* (Springer Science & Business Media).
- Aflaki S, Netessine S (2017) Strategic investment in renewable energy sources: The effect of supply intermittency. *Manufacturing & Service Operations Management* 19(3):489–507.
- Al-Gwaiz M, Chao X, Wu OQ (2017) Understanding how generation flexibility and renewable energy affect power market competition. *Manufacturing & Service Operations Management* 19(1):114–131.
- Anderson EJ, Philpott AB (2002) Using supply functions for offering generation into an electricity market. *Operations Research* 50(3):477–489.
- Birge JR, Hortaçsu A, Mercadal I, Pavlin JM (2018) Limits to arbitrage in electricity markets: A case study of MISO. *Energy Economics* 75:518–533.
- Burke PJ, Abayasekara A (2018) The price elasticity of electricity demand in the United States: A three-dimensional analysis. *The Energy Journal* 39(2).
- CAISO (2017) California ISO Impacts of renewable energy on grid operations. <https://www.caiso.com/documents/curtailmentfastfacts.pdf>.
- CAISO (2020) California ISO System market power mitigation. <https://tinyurl.com/khpcwkc9>.
- CAISO (2023a) California ISO Business practice manual for market instruments. <https://tinyurl.com/4nzb5x9z>.
- CAISO (2023b) California ISO Rotating power outages. <https://tinyurl.com/2wnydfub>.
- California Energy Commission (2022) Total system electric generation. Technical report, California Energy Commission, URL <https://tinyurl.com/3956ckdx>.
- Csereklyei Z (2020) Price and income elasticities of residential and industrial electricity demand in the European Union. *Energy Policy* 137:111079.
- Denholm P, Hand M (2011) Grid flexibility and storage required to achieve very high penetration of variable renewable electricity. *Energy Policy* 39(3):1817–1830.
- Dong L, Liu H (2007) Equilibrium forward contracts on nonstorable commodities in the presence of market power. *Operations Research* 55(1):128–145.
- Green R (1996) Increasing competition in the British electricity spot market. *The Journal of Industrial Economics* 205–216.
- Green RJ, Newbery DM (1992) Competition in the British electricity spot market. *Journal of Political Economy* 100(5):929–953.
- Hogan WW (2016) Virtual bidding and electricity market design. *The Electricity Journal* 29(5):33–47.
- Holmberg P (2007) Supply function equilibrium with asymmetric capacities and constant marginal costs. *The Energy Journal* 28(2).
- Holmberg P (2008) Unique supply function equilibrium with capacity constraints. *Energy Economics* 30(1):148–172.
- Holmberg P (2009) Numerical calculation of an asymmetric supply function equilibrium with capacity constraints. *European Journal of Operational Research* 199(1):285–295.
- Holmberg P, Newbery D (2010) The supply function equilibrium and its policy implications for wholesale electricity auctions. *Utilities Policy* 18(4):209–226.

- Hopkins CA (2020) Convergence bids and market manipulation in the California electricity market. *Energy Economics* 89:104818, ISSN 0140-9883.
- Hu S, Souza GC, Ferguson ME, Wang W (2015) Capacity investment in renewable energy technology with supply intermittency: Data granularity matters! *Manufacturing & Service Operations Management* 17(4):480–494.
- Jha A, Wolak FA (2023) Can forward commodity markets improve spot market performance? Evidence from wholesale electricity. *American Economic Journal: Economic Policy* 15(2):292–330.
- Johari R, Tsitsiklis JN (2011) Parameterized supply function bidding: Equilibrium and efficiency. *Operations Research* 59(5):1079–1089.
- Klemperer PD, Meyer MA (1989) Supply function equilibria in oligopoly under uncertainty. *Econometrica: Journal of the Econometric Society* 1243–1277.
- Kök AG, Shang K, Yücel Ş (2018) Impact of electricity pricing policies on renewable energy investments and carbon emissions. *Management Science* 64(1):131–148.
- Li R, Svoboda AJ, Oren SS (2015) Efficiency impact of convergence bidding in the California electricity market. *Journal of Regulatory Economics* 48:245–284.
- Lobel R, Perakis G (2011) Consumer choice model for forecasting demand and designing incentives for solar technology. *Available at SSRN* 1748424:1–42.
- Mather J, Bitar E, Poolla K (2017) Virtual bidding: Equilibrium, learning, and the wisdom of crowds. *IFAC-PapersOnLine* 50(1):225–232.
- Mendelson H, Tunca TI (2007) Strategic spot trading in supply chains. *Management Science* 53(5):742–759.
- Murali K, Lim MK, Petrucci NC (2015) Municipal groundwater management: Optimal allocation and control of a renewable natural resource. *Production and Operations Management* 24(9):1453–1472.
- New England ISO (2004) Final report on electricity supply conditions in New England during the January 14 - 16, 2004 cold snap. Technical report, ISO New England, URL [https://www.iso-ne.com/static-assets/documents/2017/09/iso-ne\\_final\\_report\\_jan2004\\_cold\\_snap.pdf](https://www.iso-ne.com/static-assets/documents/2017/09/iso-ne_final_report_jan2004_cold_snap.pdf).
- NYISO (2019) New York ISO Manual reference level manual. <https://tinyurl.com/23x3ubyk>.
- Parsons JE, Colbert C, Larrieu J, Martin T, Mastrangelo E (2015) Financial arbitrage and efficient dispatch in wholesale electricity markets. *MIT Center for Energy and Environmental Policy Research* (15-002).
- Pei PPE, Simchi-Levi D, Tunca TI (2011) Sourcing flexibility, spot trading, and procurement contract structure. *Operations Research* 59(3):578–601.
- Peura H, Bunn DW (2021) Renewable power and electricity prices: The impact of forward markets. *Management Science* 67(8):4772–4788.
- PJM (2015) Virtual transactions in the PJM energy markets. Technical report, Pennsylvania-New Jersey-Maryland Interconnection, URL <https://tinyurl.com/4555urw5>.
- Secomandi N, Kekre S (2014) Optimal energy procurement in spot and forward markets. *Manufacturing & Service Operations Management* 16(2):270–282.
- Sunar N, Birge JR (2019) Strategic commitment to a production schedule with uncertain supply and demand: Renewable energy in day-ahead electricity markets. *Management Science* 65(2):714–734.
- Sunar N, Swaminathan JM (2021) Net-metered distributed renewable energy: A peril for utilities? *Management Science* 67(11):6716–6733.

- Tang W, Rajagopal R, Poolla K, Varaiya P (2016) Model and data analysis of two-settlement electricity market with virtual bidding. *2016 IEEE 55th Conference on Decision and Control (CDC)*, 6645–6650 (IEEE).
- Trivella A, Mohseni-Taheri D, Nadarajah S (2023) Meeting corporate renewable power targets. *Management Science* 69(1):491–512.
- Wu DJ, Kleindorfer PR (2005) Competitive options, supply contracting, and electronic markets. *Management Science* 51(3):452–466.
- Wu OQ, Kapuscinski R (2013) Curtailing intermittent generation in electrical systems. *Manufacturing & Service Operations Management* 15(4):578–595.
- Xu Y, Li N, Low SH (2015) Demand response with capacity constrained supply function bidding. *IEEE Transactions on Power Systems* 31(2):1377–1394.
- You P, Gayme DF, Mallada E (2019) The role of strategic load participants in two-stage settlement electricity markets. *2019 IEEE 58th Conference on Decision and Control (CDC)*, 8416–8422 (IEEE).
- Zhou Y, Scheller-Wolf A, Secomandi N, Smith S (2019) Managing wind-based electricity generation in the presence of storage and transmission capacity. *Production and Operations Management* 28(4):970–989.

# Online Appendix

## A. Robustness with respect to Assumption 1

In the following discussion, we relax Assumption 1 to extend our analyses to more general scenarios in Case 2. We first relax Assumption 1-(i) by allowing for a residual demand range  $[\underline{D}_r, \overline{D}_r]$  where  $\overline{D}_r > \underline{D}_r > 0$ . In such case, the initial market clearing price  $\gamma_0$ , at which  $\sum_{i \in \mathcal{S}} \bar{S}_i^*(\gamma_0) + \bar{C}(\gamma_0) - C(p_f^*) = \underline{D}_r$ , may not be zero. To deal with this issue, we first establish the following result.

**Lemma 2 (Relaxation of Assumption 1-(i)).** *Suppose the minimal residual demand  $\underline{D}_r > 0$ . Let  $\{\bar{S}_i^* : i \in \mathcal{S}\}$  denote any SFE for this market, and let  $\gamma_0$  denote the market clearing price at the lowest residual demand, i.e.  $\sum_{i \in \mathcal{S}} \bar{S}_i^*(\gamma_0) + \bar{C}(\gamma_0) - C(p_f^*) = \underline{D}_r$ . Then the following conclusions hold.*

- (i) *All the renewable suppliers submit symmetric equilibrium supply functions until their residual capacities are reached, i.e. the equilibrium supply function for the  $i$ -th renewable supplier is of the form  $\bar{S}_i^*(p) = \min\{\bar{S}(p), Q_i^r\}$ , for  $p \geq \gamma_0$ , where  $\bar{S} : [\gamma_0, \infty) \rightarrow \mathbb{R}^+$  is a continuous and increasing function.*
- (ii) *There is a unique SFE that maximizes the suppliers revenue.*

Lemma 2 extends the existence and uniqueness results in Proposition 1 and 2 by relaxing Assumption 1-(i). Next, we relax Assumption 1-(ii) and consider a scenario where the highest residual capacity  $Q_{N_S}^r$  is never reached in the RT market. Let  $M_S \leq N_S$  denote the index such that the residual capacity  $Q_{M_S-1}^r$  is reached at  $\overline{D}_r$  but  $Q_{M_S}^r$  is not, i.e.  $\sum_{i=1}^{M_S-1} Q_i^r \leq \overline{D}_r < \sum_{i=1}^{M_S} Q_i^r$ . In this case, the symmetry established in Lemma 1 and 2 still holds because we used forward induction in establishing the results; however, the forward induction is terminated at  $M_S - 1$  instead of  $N_S - 1$ . Similarly, the solution (15) of the ODE (14) can be derived for price interval  $[\gamma_{i-1}(\bar{c}_{i-1}), \gamma_i(\bar{c}_i)]$  for  $i \in \{1, \dots, M_S - 1\}$ . Then we can ensure the existence and uniqueness of  $\{\sigma_i(p; \bar{c}_i)\}_{i=1}^{M_S-1}$  by following the same methods in Proposition 1 and 2.

Finally, we relax Assumption 1-(iii) to address scenarios where renewable suppliers may not meet their DA commitments due to the capacity constraints. Let  $N_S^r = \max\{i : Q_i^r = 0\} (\geq 1)$ . Then suppliers  $i \leq N_S^r$  are not strategic – they fulfill their DA commitments whenever feasible to avoid underproduction penalties; otherwise, they would produce up to the residual capacity. The set of strategic renewable suppliers  $\mathcal{S}_r = \mathcal{S} \setminus \{1, \dots, N_S^r\}$ . The only difference here compared to the analysis in §4.1 is that the number of strategic renewable suppliers is  $N_S - N_S^r$  instead of  $N_S$ . By

adjusting the initial index from  $k = 1$  to  $k = N_S^r + 1$ , we can apply the method used to derive (15)-(16) for suppliers indexed from  $(N_S^r + 1)$  to  $N_S$ . To determine the constants in the obtained supply functions and ensure the uniqueness of the SFE, we replicate the SFE analysis outlined in Proposition 1 and 2.

## B. Solution of the ODE (14)

We first replace  $p_s^*(t)$  in (14) with a generic variable  $p \in \mathbb{R}^+$  to ease our notation, as there is no need to emphasize the market clearing price  $p_s^*(t)$  for time  $t \in \mathcal{T}$  when deriving the ODE solutions.

Suppose we denote as  $\sigma_1$  the solution to the ODE (14) when  $k = 1$ , then (14) becomes

$$(p(N_S - 1))\sigma_1'(p) - \sigma_1(p) = -p\bar{C}(p).$$

At  $p = 0$ , the solution of the above ODE is  $\sigma_1(p) = 0$ . Define  $\gamma_1 := \min\{p : \sigma_1(p) = Q_1^r\}$ . For  $p \in (0, \gamma_1]$ , dividing both sides by  $p(N_S - 1)$  we get

$$\sigma_1'(p) - \frac{1}{p(N_S - 1)}\sigma_1(p) = \frac{1}{p(N_S - 1)}(-p\bar{C}(p)).$$

This is a first order (nonhomogeneous) linear differential equation. Its solution is given by (see, e.g., page 47, Adkins and Davidson 2012):

$$\sigma_1(p) = p^{\frac{1}{N_S-1}} \left( \frac{b_1}{N_S} - \frac{1}{N_S-1} \int_{a_1}^p \bar{C}'(x)x^{-1/(N_S-1)}dx \right),$$

where  $p \in (0, \gamma_1]$  and  $b_1 \in \mathbb{R}$  and  $a_1 \in (0, \gamma_1]$  are two constants. The integral exists due to the continuity of the integrand. Define  $F_1(x)$  as the anti-derivative of  $\int \bar{C}'(x)x^{-1/(N_S-1)}dx$ , and  $\bar{c}_1 := b_1/N_S + F_1(a_1)/(N_S - 1)$ . Then

$$\sigma_1(p; \bar{c}_1) = \begin{cases} 0, & \text{if } p = 0; \\ p^{\frac{1}{N_S-1}} \left( \bar{c}_1 - \frac{1}{N_S-1} F_1(p) \right), & \text{if } p \in (0, \gamma_1(\bar{c}_1)], \end{cases}$$

where  $\gamma_1(\bar{c}_1) := \min\{p : \sigma_1(p; \bar{c}_1) = Q_1^r\}$ , and emphasize the dependence of  $\sigma_1$  and  $\gamma_1$  on the constant  $\bar{c}_1$ . Using L'Hopital's rule, we can check that the solution is right continuous at  $p = 0$ , i.e.,

$$\lim_{p \rightarrow 0^+} p^{\frac{1}{N_S-1}} \left( \bar{c}_1 - \frac{1}{N_S-1} F_1(p) \right) = 0. \quad (20)$$

The solutions for  $k = 2, \dots, N_S - 1$  can be derived in a similar way. The ODE (14) can be written

as

$$\sigma'_k(p) - \frac{1}{p(N_S - k)}\sigma_k(p) = \frac{1}{p(N_S - k)}\left(-p\bar{C}(p)\right).$$

The solution to the ODE is

$$\sigma_k(p; \bar{c}_k) = p^{\frac{1}{N_S - k}}\left(\bar{c}_k - \frac{1}{N_S - k}F_k(p)\right),$$

where  $F_k$  is the anti-derivative of  $\bar{C}'(x)x^{-1/(N_S - k)}$ , where  $p \in (\gamma_{k-1}(\bar{c}_{k-1}), \gamma_k(\bar{c}_k)]$ , and  $\gamma_k(c_k) := \operatorname{argmin}\{p : \sigma_k(p; c_k) = Q_k^r\}$  for  $1 < k < N_S$ . We obtain (15)–(16) by combining  $\sigma_1$  and  $\{\sigma_k\}_{k=2}^{N_S-1}$  as  $\bar{S}$ .

## C. Proofs

**Lemma 1 (Symmetric supply functions).** *Under Assumption 1, any SFE in the RT market is of the form*

$$\bar{S}_i^*(p) = \min\{\bar{S}(p), Q_i^r\}, \quad \forall p \in \mathbb{R}^+, \quad (12)$$

where  $\bar{S} : \mathbb{R}^+ \rightarrow \mathbb{R}^+$  is a continuous and increasing function.

*Proof.* Let  $\{\bar{S}_i^*(p) : i = 1, \dots, N_S\}$  denote an SFE for the RT market. We establish the result by iterating over the number of renewable suppliers at their capacity limits.

- (i) Let  $\gamma_1 := \min\{p : \exists i \in \mathcal{S}, \text{ s.t. } \bar{S}_i^*(p) = Q_1^r\}$ . Then  $\bar{S}_i^*(p) < Q_1^r$  for  $p \in [0, \gamma_1)$  and  $i \in \mathcal{S}$ , i.e. no renewable supplier is at its residual capacity for  $p \in [0, \gamma_1)$ . Using the market clearing condition (5), we can rewrite the payoff (6) of the  $i$ -th renewable supplier as

$$(D_r - \bar{C}(p) + C(p_f^*) - \bar{S}_{-i}^*(p))p,$$

where  $\bar{S}_{-i}^*(p) := \sum_{j \in \mathcal{S} \setminus \{i\}} \bar{S}_j^*(p)$ . Note that  $C(p_f^*)$  is a known constant as it is the conventional supplier's DA commitment. Given  $D_r$  and  $\bar{S}_{-i}^*$ , the  $i$ -th renewable supplier maximizes its payoff by selecting an equilibrium supply function  $\bar{S}_i^*$  that satisfies the FOC of the payoff:

$$D_r - \bar{C}(p) + C(p_f^*) - \bar{S}_{-i}^*(p) + p(-\bar{C}'(p) - (\bar{S}_{-i}^*(p))') = 0,$$

which is equivalent to

$$\bar{S}_i^*(p) + p(-\bar{C}'(p) - (\bar{S}_{-i}^*(p))') = 0 \quad (21)$$

because of (5). Substituting

$$(\bar{S}_{-i}^*(p))' = \sum_{j \in \mathcal{S}} (\bar{S}_j^*(p))' - (\bar{S}_i^*(p))'$$

in (21), we obtain

$$\bar{S}_i^*(p) + p \left( -\bar{C}'(p) - \sum_{i \in \mathcal{S}} (\bar{S}_i^*(p))' + (\bar{S}_i^*(p))' \right) = 0,$$

which implies

$$p(\bar{S}_i^*(p))' + \bar{S}_i^*(p) = p \left( \bar{C}'(p) + \sum_{i \in \mathcal{S}} (\bar{S}_i^*(p))' \right); \quad (22)$$

$$(p\bar{S}_i^*(p))' = p\bar{C}'(p) + p \sum_{i \in \mathcal{S}} (\bar{S}_i^*(p))';$$

$$p\bar{S}_i^*(p) = \int_0^p [x\bar{C}'(x) + x \sum_{i \in \mathcal{S}} (\bar{S}_i^*(x))'] dx + c_i, \quad (23)$$

where  $c_i \in \mathbb{R}$  is a heterogeneous constant for the  $i$ -th renewable supplier. Evaluating the above expression at  $p = 0$  implies that  $c_i = 0$  for  $i \in \mathcal{S}$  in (23) and that the renewable suppliers have an identical equilibrium supply function, i.e.,

$$\bar{S}_1^*(p) = \dots = \bar{S}_{N_S}^*(p) = \bar{S}(p), \quad p \in [0, \gamma_1).$$

Note that, by continuity,  $\bar{S}(\gamma_1) = Q_1^r$ , and (21) implies that

$$p(N_S - 1)\bar{S}'(p) - \bar{S}(p) = -p\bar{C}'(p), \quad p \in [0, \gamma_1).$$

Since  $\bar{S}_1^*$  is assumed to be nondecreasing and continuous, it follows that  $\bar{S}_1^*(p) = Q_1^r$  for  $p \geq \gamma_1$ . Moreover,  $\bar{S}_i^*(\gamma_1) = \bar{S}(\gamma_1) < Q_i^r$  for  $i \in \mathcal{S} \setminus \{1\}$ .

- (ii) Let  $\gamma_2 := \min\{p : \exists i \in \mathcal{S} \setminus \{1\}, \text{ s.t. } \bar{S}_i^*(p) = Q_i^r\}$ . Since  $\bar{S}_i^*$  is continuous and nondecreasing and  $\bar{S}_i^*(\gamma_1) < Q_i^r$  for all  $i \in \mathcal{S} \setminus \{1\}$ , it follows that  $\gamma_2 > \gamma_1$ . By repeating the analysis in (i), we obtain

$$\bar{S}_i^*(p)p = \int_{\gamma_1}^p \left[ x\bar{C}'(x) + x \sum_{i=2}^{N_S} (\bar{S}_i^*(x))' \right] dx + c_i, \quad \forall p \in [\gamma_1, \gamma_2), \quad (24)$$

for all  $i \in \mathcal{S} \setminus \{1\}$ . By letting  $p = \gamma_1$ , and using the fact that  $\bar{S}_i^*(\gamma_1) = Q_1^r$  for  $i \in \mathcal{S} \setminus \{1\}$ , we



obtain

$$c_i = \bar{S}_i^*(\gamma_1)\gamma_1 = Q_1^r\gamma_1, \quad \forall i \in \mathcal{S} \setminus \{1\}.$$

Thus, it follows that for  $p \in [\gamma_1, \gamma_2)$ , we have

$$\bar{S}_2^* = \dots = \bar{S}_{N_S}^* = \bar{S}(p),$$

where  $\bar{S}$  is a solution to

$$p(N_S - 2)\bar{S}'(p) - \bar{S}(p) = -p\bar{C}'(p), \quad p \in [\gamma_1, \gamma_2).$$

By continuity, we have that  $\bar{S}(\gamma_2) = Q_2^r$ . Since  $\bar{S}_2^*$  is assumed to be nondecreasing and continuous, it follows that  $\bar{S}_2^*(p) = Q_2^r$  for  $p \geq \gamma_2$ . Moreover,  $\bar{S}_i^*(\gamma_2) = Q_2^r < Q_i^r$  for  $i \in \mathcal{S} \setminus \{1, 2\}$ .

- (iii) More generally, for  $k = 3, \dots, N_S - 1$ , let  $\gamma_k := \min\{p : \exists i \in \mathcal{S} \setminus \{1, \dots, k-1\}, \text{ s.t. } \bar{S}_i^*(p) = Q_i^r\}$ . Since  $\bar{S}_i^*$  is continuous and  $\bar{S}_i^*(\gamma_{k-1}) < Q_i^r$  for all  $i \in \mathcal{S} \setminus \{1, \dots, k-1\}$ , it follows that  $\gamma_k > \gamma_{k-1}$ . Repeating the analysis in (i) and (ii), we get that for  $p \in [\gamma_{k-1}, \gamma_k)$ ,

$$\bar{S}_2^* = \dots = \bar{S}_{N_S}^* = \bar{S}(p),$$

where  $\bar{S}$  satisfies

$$p(N_S - k)\bar{S}'(p) - \bar{S}(p) = -p\bar{C}'(p), \quad p \in [\gamma_{k-1}, \gamma_k).$$

Thus, we have established the symmetry result for the equilibrium supply function. Besides,  $\bar{S}$  is increasing and continuous, with  $\bar{S}(\gamma_0) = 0$  at  $\gamma_0 := 0$ , and  $\bar{S}(\gamma_k) = Q_k^r$  for  $1 \leq k \leq N_S - 1$ .  $\square$

**Proposition 1 (Structure of RT market SFEs).** *A function  $\bar{S}(p)$  defines a RT market SFE candidate (as characterized in (12)) if, and only if, there exist constants  $\bar{\mathbf{c}} = (\bar{c}_1, \dots, \bar{c}_{N_S})$  such that the function  $\bar{S}(p; \bar{\mathbf{c}})$  defined sequentially via (15)–(16), for  $k = 1, \dots, N_S - 1$ , satisfy the following conditions:*

- (i) *The prices  $\gamma_k(\bar{c}_k) := \min\{p : \bar{S}(p; \bar{\mathbf{c}}) = Q_k^r\}$  are in an increasing order, i.e.,  $0 := \gamma_0 < \gamma_1(\bar{c}_1) < \dots < \gamma_{N_S}(\bar{c}_{N_S})$ .*
- (ii)  *$\bar{S}(p; \bar{\mathbf{c}})$  is continuous and monotonically increasing for  $p > 0$ , and satisfies  $\lim_{p \rightarrow 0^+} \bar{S}(p; \bar{\mathbf{c}}) = 0$  and  $\lim_{p \rightarrow 0^+} \bar{S}'(p; \bar{\mathbf{c}}) = 0$ .*

Moreover, the set of constants  $\bar{\mathbf{c}}$  satisfying (i) and (ii) is non-empty, and the continuity requirement implies that all the constants  $\bar{c}_k$ ,  $k \geq 2$ , are increasing functions of  $\bar{c}_1$ , and therefore,  $\bar{S}(p; \bar{\mathbf{c}})$  reduces to a 1-dimensional manifold.

*Proof.* In the proof of Lemma 1, we implicitly show that if  $\bar{S}(p)$  is a SFE, there exist constants  $\bar{\mathbf{c}}$  that satisfy (i) and (ii) above.

Next, suppose the function  $\bar{S}(p; \bar{\mathbf{c}})$  satisfies (i) and (ii). We show that  $\{\bar{S}_i^*(p) = \min\{\bar{S}(p; \bar{\mathbf{c}}), Q_i^r : i \in \mathcal{S}\}$  is an SFE, i.e. the  $i$ -th renewable supplier will not deviate from  $\bar{S}_i^*(p)$  when suppliers  $j \neq i$  bid  $S_j^*$ . Consider the best response for the  $i$ -th supplier when all other renewable suppliers  $j \neq i$  stick to  $\bar{S}_j^*$ . We consider the best response for supplier  $i$  in an expanded set of supply functions, namely continuous functions that satisfy capacity constraints, i.e.  $\bar{S}_i(p) \leq Q_i^r$ . Suppose the best response strategy for supplier  $i$  in this feasible set is  $\Psi_i(p_s^*)$ , where  $p_s^*$  is the market clearing price for residual demand  $D_r$ . Note that since the supply functions of all suppliers (both renewable and conventional) are fixed, supplier  $i$  can control the market clearing price, and impact its payoff. The payoff to supplier  $i$  at the market clearing price  $p_s^*$  is given by

$$g_i(p_s^*) = (D_r - \bar{S}_{-i}^*(p_s^*) - \bar{C}(p_s^*) + C(p_s^*))p_s^*,$$

Note that  $\bar{S}_{-i}$  is smooth except at points  $\gamma_j$  for  $j \in \mathcal{S}$ . Then derivative of the above payoff function is

$$\begin{aligned} g'(p_s^*) &= \left( D_r - \bar{S}_{-i}^*(p_s^*) - \bar{C}(p_s^*) + C(p_s^*) \right) - p_s^* \left( (\bar{S}_{-i}^*(p_s^*))' + \bar{C}'(p_s^*) \right), \\ &= \Psi(p_s^*) - p_s^* \left( (\bar{S}_{-i}^*(p_s^*))' + \bar{C}'(p_s^*) \right), \end{aligned}$$

We slightly abuse our notation by using  $(\bar{S}_{-i}^*)'$  to represent both the left hand derivative of  $\bar{S}_{-i}$  at  $\gamma_j$  and its full derivative at the other smooth points. Then the ODE (14) implies that

$$p_s^* \left( (\bar{S}_{-i}^*(p_s^*))' + \bar{C}'(p_s^*) \right) = \begin{cases} \bar{S}(p_s^*), & \text{if } p_s^* \in (\gamma_0, \gamma_i], \\ \bar{S}(p_s^*) + p_s^* \bar{S}'(p_s^*), & \text{if } p_s^* \in (\gamma_i, \gamma_{N_S}]. \end{cases}$$

Thus, it follows that

$$g'(p_s^*) = \begin{cases} \Psi(p_s^*) - \bar{S}(p_s^*), & \text{if } p_s^* \in (\gamma_0, \gamma_i], \\ \Psi(p_s^*) - \bar{S}(p_s^*) - p_s^* \bar{S}'(p_s^*), & \text{if } p_s^* \in (\gamma_i, \gamma_{N_S}]. \end{cases}$$

Next, we consider the following two cases:

(a)  $p_s^* \in (\gamma_0, \gamma_i]$ : Suppose  $\Psi(p_s^*) = Q_i^r$ , that is, the  $i$ -th supplier produces at its full capacity. In this case, the supplier can only reduce the supply locally, or equivalently increase the market clearing price (because the slack has to be picked up by the other renewable suppliers and the conventional supplier). Since  $\Psi$  is the optimal supply function for the supplier, it follows that  $0 \leq g_i'(p_s^*) = \Psi(p_s^*) - \bar{S}(p_s^*) = Q_i^r - \bar{S}(p_s^*) > 0$ , since  $\bar{S}(p_s^*) < Q_i^r$  for  $p_s^* \in (\gamma_0, \gamma_i]$ . A contradiction. Therefore,  $\Psi(p_s^*) < Q_i^r$ .

Since  $\Psi(p_s^*) < Q_i^r$ , it is possible for the supplier  $i$  to both increase and decrease  $p_s^*$ . Thus, it follows that  $g_i'(p_s^*) = \Psi(p_s^*) - \bar{S}(p_s^*) = 0$ , i.e.,  $\Psi(p_s^*) = \bar{S}(p_s^*)$ , for  $p_s^* \in (\gamma_0, \gamma_i]$ .

(b)  $p_s^* \in (\gamma_i, \gamma_{N_S}]$ . Suppose  $\Psi(p_s^*) < Q_i^r$ . Then following the argument above, we must have  $g_i'(p_s^*) = 0$ , i.e.,  $\Psi(p_s^*) = \bar{S}(p_s^*) + p_s^* \bar{S}'(p_s^*) > \bar{S}(p_s^*) \geq Q_i^r$ , where the strict inequality is due to the fact that  $\bar{S}'(p_s^*) > 0$ . A contradiction. Thus, we must have that  $\Psi(p_s^*) = Q_i^r$ .

Since  $\bar{S}$  is continuous and increasing, with  $\bar{S}(\gamma_i) = Q_i^r$ , it follows that  $\Psi(p_s^*) = \min\{\bar{S}(p_s^*), Q_i^r\}$ .

Next, we show that the constants  $(\bar{c}_2, \dots, \bar{c}_{N_S-1})$  are increasing functions of  $\bar{c}_1$  when the continuity conditions

$$\sigma_k(\gamma_k(\bar{c}_k); \bar{c}_k) = \sigma_{k+1}(\gamma_k(\bar{c}_k); \bar{c}_{k+1}), \quad (25)$$

hold for  $k = 1, \dots, N_S - 2$ . For  $k = 1$ , since  $\sigma_1(\gamma_1(\bar{c}_1); \bar{c}_1) = \sigma_2(\gamma_1(\bar{c}_1); \bar{c}_2)$ , (15)–(16) imply that

$$\gamma_1(\bar{c}_1)^{\frac{1}{N_S-1}} \left( \bar{c}_1 - \frac{1}{N_S-1} F_1(\gamma_1(\bar{c}_1)) \right) = \gamma_1(\bar{c}_1)^{\frac{1}{N_S-2}} \left( \bar{c}_2 + \frac{1}{N_S-2} F_2(\gamma_1(\bar{c}_1)) \right).$$

Rearranging, we obtain

$$\bar{c}_2 = \gamma_1(\bar{c}_1)^{-\frac{1}{(N_S-1)(N_S-2)}} \left( \bar{c}_1 - \frac{1}{N_S-1} F_1(\gamma_1(\bar{c}_1)) \right) - \frac{1}{N_S-2} F_2(\gamma_1(\bar{c}_1)). \quad (26)$$

Thus, (25) implies that  $\bar{c}_2$  is a function of  $\bar{c}_1$ . Furthermore,  $\bar{c}_2$  is an increasing function of  $\bar{c}_1$  because  $(\gamma_1(\bar{c}_1))^{-\frac{1}{(N_S-1)(N_S-2)}}$  is increasing in  $\bar{c}_1$ , and  $F_1(\gamma_1(\bar{c}_1))$  and  $F_2(\gamma_1(\bar{c}_1))$  are decreasing in  $\bar{c}_1$  since  $\gamma_1(\bar{c}_1)$  is decreasing in  $\bar{c}_1$ , as proved previously, and  $F_i'(p) = p^{-1/(N_S-i)} \bar{C}'(p) > 0$  for all  $p$  and  $i = 1, 2$ . Repeating this analysis for  $k = 2, \dots, N_S - 1$ , we establish a recursion that  $\bar{c}_k$  is increasing in  $\bar{c}_{k-1}$ . Thus,  $\bar{c}_k$ ,  $k = 1, \dots, N_S - 1$ , are increasing functions of  $\bar{c}_1$ .

Next, we show that the set of constants  $\bar{c}$  that satisfy (i) and (ii) is not an empty set, i.e., there always exists an SFE. Let  $\sigma_k(p)$  denote the solution of the ODE

$$p(N_S - k) \sigma_k'(p) - \sigma_k(p) = -p \bar{C}'(p), \quad k = 1, \dots, N_S - 1. \quad (27)$$

In Appendix B, we establish that

$$\sigma_k(p; \bar{c}_k) = \begin{cases} 0, & p = 0; \\ p^{\frac{1}{N_S - k}} \left( \bar{c}_k - \frac{1}{N_S - k} F_k(p) \right), & p > 0, \end{cases}$$

where  $\bar{c}_k$  is a constant and  $F_k(p)$  is an antiderivative of  $(p)^{-1/(N_S - k)} \bar{C}'(p)$ . The derivative

$$\sigma'_k(p; \bar{c}_k) = \frac{1}{N_S - k} \left[ p^{\frac{1}{N_S - k} - 1} \left( \bar{c}_k - \frac{1}{N_S - k} F_k(p) \right) - \bar{C}'(p) \right] \quad (28)$$

is an increasing linear function of the constant  $\bar{c}_k$ . So,  $\sigma'_k(p; \bar{c}_k) > 0$ , if and only if,

$$\bar{c}_k > \left( p^{\frac{N_S - (k+1)}{N_S - k}} \bar{C}'(p) + \frac{1}{N_S - k} F_k(p) \right).$$

Thus,  $\sigma'_k(p; \bar{c}_k) > 0$  for all  $p \in [0, p_k]$  and  $p_k > 0$ , if and only if

$$\bar{c}_k > \underline{c}_k(p_k) := \max_{p \in [0, p_k]} \left\{ p^{\frac{N_S - (k+1)}{N_S - k}} \bar{C}'(p) + \frac{1}{N_S - k} F_k(p) \right\}, \quad (29)$$

where  $\underline{c}_k(p_k) < \infty$  because  $F_k$  is bounded as the limit  $\lim_{p \rightarrow 0^+} p^{1/(N_S - k) - 1} F_k(p)$  exists and  $\bar{C}'$  is bounded by assumption. Note that, by definition,  $\underline{c}_k(p_k)$  is a non-decreasing function of  $p_k$ .

According to (29),  $\sigma_k(p; \underline{c}_k(p_k))$  increases on  $[0, p_k]$  and achieves its maximum value at  $p = p_k$ . Choose  $p_k$  such that  $\sigma_k(p_k; \underline{c}_k(p_k)) = Q_k^r$ . Then the monotonicity of  $\sigma_k(p; \underline{c}_k)$  holds for any  $\bar{c}_k > \underline{c}_k(p_k)$  because we have  $\sigma'_k(p; \bar{c}_k) > \sigma'_k(p; \underline{c}_k(p_k)) > 0$  for all  $p \in [0, p_k]$ . In other words, increasing  $\bar{c}_k$  does not change the monotonicity of  $\sigma_k(p; \bar{c}_k)$  as long as  $\bar{c}_k > \underline{c}_k(p_k)$ . In addition,  $\sigma_k(p; \bar{c}_k) > \sigma_k(p; \underline{c}_k(p_k))$  for  $\bar{c}_k > \underline{c}_k(p_k)$ . That is,  $\sigma_k(p; \bar{c}_k)$  increases with  $\bar{c}_k$ .

Let

$$\gamma_k(c) := \min\{p : \sigma_k(p; c) = Q_k^r\} \quad (30)$$

denote the function that defines the price  $p$  at which  $\sigma_k(\cdot; c)$  reaches  $Q_k^r$  as a function of  $c$ . Then, it is clear that  $\gamma_k(\bar{c}_k) < p_k$  for  $\bar{c}_k > \underline{c}_k(p_k)$ , and hence,  $\sigma'_k(p; \bar{c}_k) > 0$  for all  $p \in [0, \gamma_k(\bar{c}_k)]$  and  $k \in \{1, \dots, N_S - 1\}$ . In addition, by definition,  $\gamma_k(\bar{c}_k)$  is continuous and decreases with  $\bar{c}_k$  due to the fact that  $\sigma_k(p; \bar{c}_k)$  becomes “steeper” with larger  $\bar{c}_k$ . In the limit, as  $\bar{c}_k \rightarrow \infty$ , we have  $\sigma'_k(p; \bar{c}_k) \rightarrow \infty$  according to (28) and  $\gamma_k(\bar{c}_k) \rightarrow 0$  by its definition.

Next, we use a forward and backward induction approach to “stitch” the supply functions  $\{\sigma_k(p; \bar{c}_k)\}_{k=1}^{N_S - 1}$  together. In the forward induction, given a set of constants  $(\bar{c}_1, \dots, \bar{c}_{k-1})$  determined by the analysis above, we choose the constant  $\bar{c}_k$  such that the supply function  $\sigma_k(p; \bar{c}_k)$  reaches

$Q_{k-1}^r$  at a price lower than that of the function  $\sigma_{k-1}(p; \bar{c}_{k-1})$ , i.e.,

$$\chi_{k-1}(\bar{c}_k) := \min\{p : \sigma_k(p; \bar{c}_k) = Q_{k-1}^r\} \leq \gamma_{k-1}(\bar{c}_{k-1}). \quad (31)$$

for all  $k \in \mathcal{S} \setminus \{1, N_S\}$ . To this end, for  $k = 1$ , we choose  $\bar{c}_1 > \bar{c}_1(p_1)$ , where  $p_1$  makes  $\sigma_1(p_1; \bar{c}_1(p)_1) = Q_1^r$ . For  $2 \leq k \leq N_S - 1$ , choose

$$\bar{c}_k \geq \min \left\{ c : c \geq \bar{c}_k(p_k) \text{ and } \min\{p : \sigma_k(p; c) = Q_{k-1}^r\} \leq \gamma_{k-1}(\bar{c}_{k-1}) \right\}, \quad (32)$$

where the first condition ensures the monotonicity of the supply function and the second condition is the requirement (31). The constant  $\bar{c}_k$  is iteratively determined because the recursion relies on  $\bar{c}_{k-1}$  and  $\gamma_{k-1}(\bar{c}_{k-1})$  determined in the previous iteration. The right hand side is always nonempty, because, as  $c \rightarrow \infty$ , the first condition is certainly met; the second condition is also satisfied due to

$$\lim_{c \rightarrow \infty} \min\{p : \sigma_k(p; c) = Q_{k-1}^r\} = 0.$$

In the backward induction, we start from  $k = N_S - 1$  and fix  $\bar{c}_{N_S-1}$  as discussed above. Then from  $k = N_S - 2$  to  $k = 1$ , we iteratively set the constant  $\bar{c}_k$  as

$$\bar{c}_k = \min\{c : \sigma_k(\chi_k(\bar{c}_{k+1}); c) = Q_k^r\}, \quad (33)$$

i.e., we require that the supply function  $\sigma_k(p; \bar{c}_k)$  reaches  $Q_k^r$  at  $p = \chi_k(\bar{c}_{k+1})$ . It is important to note that since  $\chi_k(\bar{c}_{k+1}) \leq \gamma_k(\bar{c}_k)$ , we need to further increase  $\bar{c}_k$  determined by (32) to satisfy (33). Thus, the monotonicity of  $\sigma_k(p; \bar{c}_k)$  is preserved. Since the functions  $\{\sigma_k(\cdot; \bar{c}_k)\}_{k=1}^{N_S-1}$  are continuous and increasing, the prices  $\{\gamma_k(\bar{c}_k)\}_{k=1}^{N_S-1}$  follows an increasing order:

$$0 := \gamma_0(\bar{c}_0) < \gamma_1(\bar{c}_1) < \dots < \gamma_{N_S-1}(\bar{c}_{N_S-1}).$$

The “stitched” function is defined as

$$\bar{S}(p) := \sigma_k(p; \bar{c}_k), \quad p \in [\gamma_{k-1}(\bar{c}_{k-1}), \gamma_k(\bar{c}_k)], \quad k = 1, \dots, N_S - 1. \quad (34)$$

Using L’Hopital’s rule, we can check that  $\lim_{p \rightarrow 0^+} \bar{S}(p) = 0$ , and  $\lim_{p \rightarrow 0^+} \bar{S}'(p) = 0$ . Thus, we have established that the set of SFEs is not empty.  $\square$

**Proposition 2 (Uniqueness of the RT market SFE).** *Within the class of SFE candidates identified in Proposition 1, there exists a unique SFE for the RT market.*

*Proof.* Since the derivative

$$\sigma'_k(p; \bar{c}_k) = \frac{1}{N_S - 1} \left[ p^{\frac{1}{N_S - k} - 1} \left( \bar{c}_1 - \frac{1}{N_S - k} F_k(p) \right) - \bar{C}'(p) \right],$$

is a linear function of  $\bar{c}_1$  and  $(p)^{1/(N_S - k) - 1} > 0$ , it follows that the supply function  $\sigma_1(p; \bar{c}_k)$  becomes “steeper” as  $\bar{c}_k$  increases. This, in conjunction with Proposition 1, implies that  $\sigma'_k(p; \bar{c}_k)$  is an increasing function of  $\bar{c}_1$ . That is, if we increase  $\bar{c}_1$ , the entire supply function  $\bar{S}(p)$  becomes “steeper”.

Let  $p_s^*(\bar{c}_1)$  denote the market clearing price as a function of  $\bar{c}_1$ . For a given demand  $D(t)$ , the market clearing condition (5) implies that a steeper  $\bar{S}$  results in a smaller market clearing price, and therefore,  $p_s^*(\bar{c}_1)$  decreases in  $\bar{c}_1$ .

Next, consider the payoff  $\Pi_i^{\text{RT}}(\bar{c}_1)$  of the  $i$ -th renewable supplier  $i$  as a function of  $\bar{c}_1$

$$\Pi_i^{\text{RT}}(\bar{c}_1) = \left( D_r - \bar{C}(p_s^*(\bar{c}_1)) + C(p_f^*) - \bar{S}_{-i}^*(p_s^*(\bar{c}_1); \bar{c}_k(\bar{c}_1)) \right) p_s^*(\bar{c}_1),$$

where we explicitly account for the fact that the equilibrium supply function  $\bar{S}_j^*(\cdot; \bar{c}_k(\bar{c}_1))$  for  $j \in \mathcal{S} \setminus \{i\}$  depends on  $\bar{c}_1$ . Then the derivative w.r.t.  $\bar{c}_1$  is

$$\begin{aligned} \frac{d\Pi_i^{\text{RT}}(\bar{c}_1)}{d\bar{c}_1} &= \frac{dp_s^*(\bar{c}_1)}{d\bar{c}_1} \left( D_r - \bar{C}(p_s^*(\bar{c}_1)) + C(p_f^*) - \bar{S}_{-i}^*(p_s^*(\bar{c}_1); \bar{c}_k(\bar{c}_1)) \right) \\ &\quad - p_s^*(\bar{c}_1) \left( \bar{C}'(p_s^*(\bar{c}_1)) + \left( \bar{S}_{-i}^*(p_s^*(\bar{c}_1); \bar{c}_k(\bar{c}_1)) \right)' \right) \frac{dp_s^*(\bar{c}_1)}{d\bar{c}_1} \\ &\quad - p_s^*(\bar{c}_1) \frac{\partial \bar{S}_{-i}^*(p_s^*(\bar{c}_1); \bar{c}_k(\bar{c}_1))}{\partial \bar{c}_k} \frac{d\bar{c}_k(\bar{c}_1)}{d\bar{c}_1} \\ &= \frac{dp_s^*(\bar{c}_1)}{d\bar{c}_1} \underbrace{\left( D_r - \bar{C}(p_s^*(\bar{c}_1)) + C(p_f^*) - \bar{S}_{-i}^*(p_s^*(\bar{c}_1); \bar{c}_k(\bar{c}_1)) - p_s^*(\bar{c}_1) \left( \bar{C}'(p_s^*(\bar{c}_1)) + \left( \bar{S}_{-i}^*(p_s^*(\bar{c}_1); \bar{c}_k(\bar{c}_1)) \right)' \right) \right)}_{(a)} \\ &\quad - p_s^*(\bar{c}_1) \sum_{j \neq i} \underbrace{\frac{\partial \bar{S}_j^*(p_s^*(\bar{c}_1); \bar{c}_k(\bar{c}_1))}{\partial \bar{c}_k} \frac{d\bar{c}_k(\bar{c}_1)}{d\bar{c}_1}}_{(b)}. \end{aligned} \quad (35)$$

In the above formula,  $\frac{dp_s^*(\bar{c}_1)}{d\bar{c}_1} < 0$  because  $p_s^*(\bar{c}_1)$  is decreasing in  $\bar{c}_1$  as stated earlier. The parenthetical term (a) in the first line of (35) is always non-negative because it is the FOC of the  $i$ -th supplier. Note that the FOC is zero before the  $i$ -th supplier reaches its capacity and nonnegative when the supplier is at the capacity (otherwise the supplier would bid less than  $Q_i^r$  to increase its payoff, which contradicts the result in Proposition 1). Moreover, the term (b) is positive because  $\frac{d\bar{c}_k(\bar{c}_1)}{d\bar{c}_1} > 0$  according to Proposition 1, and  $\frac{\partial \bar{S}_j^*(p_s^*(\bar{c}_1); \bar{c}_k(\bar{c}_1))}{\partial \bar{c}_k} = \frac{1}{N_S - k} (p_s^*(\bar{c}_k))^{1/(N_S - k) - 1} > 0$ , for  $p_s^*(\bar{c}_k) \in [\gamma_{k-1}, \gamma_k]$  and  $k = 1, \dots, N_S - 1$ , due to (16). Hence,  $\frac{d\Pi_i^{\text{RT}}(\bar{c}_1)}{d\bar{c}_1} < 0$ , i.e., the supplier's payoff

is decreasing in  $\bar{c}_1$  and choosing the smallest  $\bar{c}_1$  that guarantees the increasing and continuity of the supply function maximizes the payoff.  $\square$

**Lemma 2 (Relaxation of Assumption 1-(i)).** *Suppose the minimal residual demand  $\underline{D}_r > 0$ . Let  $\{\bar{S}_i^* : i \in \mathcal{S}\}$  denote any SFE for this market, and let  $\gamma_0$  denote the market clearing price at the lowest residual demand, i.e.  $\sum_{i \in \mathcal{S}} \bar{S}_i^*(\gamma_0) + \bar{C}(\gamma_0) - C(p_f^*) = \underline{D}_r$ . Then the following conclusions hold.*

- (i) *All the renewable suppliers submit symmetric equilibrium supply functions until their residual capacities are reached, i.e. the equilibrium supply function for the  $i$ -th renewable supplier is of the form  $\bar{S}_i^*(p) = \min\{\bar{S}(p), Q_i^r\}$ , for  $p \geq \gamma_0$ , where  $\bar{S} : [\gamma_0, \infty) \rightarrow \mathbb{R}^+$  is a continuous and increasing function.*
- (ii) *There is a unique SFE that maximizes the suppliers revenue.*

*Proof.* All the suppliers bid supply functions  $S_i(p)$  that are continuous, piecewise differentiable, and non-decreasing for  $p \in [0, \infty)$ . However, unlike in Lemma 1 the FOC conditions are no longer valid for an interval of the form  $[0, p_{\max}]$  for some  $p_{\max} > 0$ , since the smallest residual demand  $\underline{D}_r > 0$ . We show below that this does not impact that symmetry result.

Let  $\bar{S}_i^*$ ,  $i \in \mathcal{S}$  denote any SFE. Then the FOC for optimality implies that

$$\underline{S}_i^*(p) - p \left( \sum_{j \neq i} (\bar{S}_j^*)'(p) + \bar{C}'(p) \right) \begin{cases} \leq 0, & \bar{S}_i^*(p) = Q_i^r, \\ = 0, & \bar{S}_i^*(p) < Q_i^r, \end{cases}$$

where we abuse notation by using  $(\bar{S}_i^*)'$  to denote the derivative, when it exists, or the correct directional derivative.

Let  $\mathcal{U} = \{i : \bar{S}_i^*(\gamma_0) < Q_i^r\}$  denote the set of suppliers have residual capacity at the price  $\gamma_0$ . By continuity, it follows that  $\gamma_1 := \min\{p : \bar{S}_i^*(p) = Q_i^r, \text{ for some } i \in \mathcal{U}\} > \gamma_0$ . Then, the argument used in Lemma 2 implies that for  $p \in [\gamma_0, \gamma_1]$ , the FOC can be rewritten as

$$(p \bar{S}_i^*(p))' = p \left( \sum_{j \in \mathcal{U}} \bar{S}_j^*(p) + \bar{C}'(p) \right).$$

Thus,  $p \bar{S}_i^*(p) = \gamma_0 S_i^*(\gamma_0) + \int_{\gamma_0}^p x \left( \sum_{j \in \mathcal{U}} (S_j^*)'(x) + \bar{C}'(x) \right) dx$ . Since  $\gamma_0 S_i^*(\gamma_0)$  can be chosen without impacting the FOC, it follows that  $S_i^*(\gamma_0)$  must an equilibrium at the price  $\gamma_0$ , or equivalently,

$$S_i^*(\gamma_0) \in \operatorname{argmax}_q \left\{ q \bar{C}^{-1} \left( \underline{D}_r - \sum_{j \notin \mathcal{U}} Q_j^r - \sum_{j \in \mathcal{U}, j \neq i} \bar{S}_j^*(\gamma_0) - q \right) \right\},$$

where we have used the market clearing condition (5). Setting the first order derivative equal to zero, it follows that the maximum is attained at

$$S_i^*(\gamma_0) = \frac{\bar{C}^{-1}\left(\underline{D}_r - \sum_{j \notin \mathcal{U}} Q_j^r - \sum_{j \in \mathcal{U}, j \neq i} \bar{S}_j^*(\gamma_0)\right)}{(\bar{C}^{-1})'\left(\underline{D}_r - \sum_{j \notin \mathcal{U}} Q_j^r - \sum_{j \in \mathcal{U}, j \neq i} \bar{S}_j^*(\gamma_0)\right)}.$$

Thus, it follows that  $\bar{S}_i^*$  is identical for all  $i \in \mathcal{U}$ . Now, following the argument in Lemma 1 it follows that for  $p \geq \gamma_0$ , we have  $\bar{S}_i^*(p) = \min\{\bar{S}(p), Q_i^r\}$  for some non-decreasing, piecewise differentiable function  $\bar{S}$ .

Recall that in Proposition 2 we establish that the SFE corresponds to the lowest possible supply function. The same is true in the setting here. Thus, we would like  $\gamma_0$ , the price corresponding to  $\underline{D}_r$  to be the largest possible, i.e.,  $\gamma_0 = \bar{C}^{-1}(\underline{D}_r)$ . Note that  $\gamma_0$ , the supply from all the renewable suppliers is zero. Let  $\bar{S}_0^*(p)$  denote the optimal supply function for when the residual demand  $\bar{D}_r = 0$ , i.e., the SFE identified in the proof of Proposition 2. Then, the SFE for the setting considered here is given by  $\bar{S}_i^*(p) = \bar{S}_0^*(\max\{p - \gamma_0, 0\})$ ,  $i \in \mathcal{S}$ .  $\square$

We need the following result to establish Proposition 3.

**Lemma 3.** *Suppose the RT market is active. Then the ex post RT equilibrium price  $p_s^*$  is a decreasing function of the DA price  $p_f$ , and  $-\infty < \frac{\partial p_s^*}{\partial p_f} < 0$ .*

*Proof.* Let  $D$  denote the realized demand. Then the ex post RT market clearing price  $p_s^*$  satisfies the market clearing condition:

$$\sum_{i=1}^{N_S} \min\{S_i(p_f), Q_i\} + \sum_{i \in \mathcal{S}_r} \bar{S}_i^*(p_s^*) + \bar{C}(p_s^*) + C(p_f) = D.$$

For any given  $D$ ,  $\{Q_i\}_{i=1}^{N_S}$ , and  $S_i$  for  $i \in \{1, \dots, N_S\}$ , an increase in  $p_f$  in the DA market leads to an increase in DA supply. Since total demand is fixed, the RT supply must decrease. Consequently,  $p_s^*$  must decrease, implying  $\frac{\partial p_s^*}{\partial p_f} < 0$ . Moreover, note that as the increase in the DA supply is finite,  $\frac{\partial p_s^*}{\partial p_f} \rightarrow -\infty$  can occur only if the aggregated RT supply  $\sum_{i \in \mathcal{S}} \bar{S}_i'(p_s^*) + \bar{C}'(p_s^*) \rightarrow 0$ . However, this is impossible as  $\bar{S}_i'(p_s^*) > 0$  when  $p_s^* > 0$ .  $\square$

**Proposition 3 (Existence and uniqueness of SFE in the DA market without virtual trading).** *Consider a market consisting of renewable and conventional suppliers and the LSE. Then there exists a unique SFE for the renewable suppliers in the DA market.*



*Proof.* The proof consists of two parts. We show the existence of the SFE in part (i), and then prove its uniqueness in part (ii).

- (i) Let  $h(x)$  the density function of the renewable capacity. Then the FOC (w.r.t.  $p_f$ ) of the renewable supplier's payoff (7) is given by

$$\begin{aligned} & (-S'_{-i}(p_f) - C'(p_f))p_f + S_i(p_f) + \mathbb{E}[p_s^*(p_s^*)'(\bar{S}_i^*(p_s^*))'] + \mathbb{E}[(p_s^*)'\bar{S}_i^*(p_s^*)] \\ & + (S'_{-i}(p_f) + C'(p_f)) \int_0^{S_i(p_f)} p_s^* h(x) dx + \int_0^{S_i(p_f)} (x - S_i(p_f))(p_s^*)' h(x) dx = 0. \end{aligned}$$

Using the DA market clearing condition (2) and the symmetry property (1), we can re-write the above FOC as

$$\begin{aligned} S'_i(p_f) &= \frac{-\int_0^{S_i(p_f)} (x - S_i(p_f))(p_s^*)' h(x) dx - S_i(p_f) - \mathbb{E}[p_s^*(p_s^*)'(\bar{S}_i^*(p_s^*))'] - \mathbb{E}[(p_s^*)'\bar{S}_i^*(p_s^*)]}{(N_S - 1)(-p_f + \int_0^{S_i(p_f)} p_s^* h(x) dx)} \\ &\quad - \frac{C'(p_f)}{(N_S - 1)} \end{aligned} \quad (36)$$

Meanwhile, using (2), the LSE's payoff (8) can be expressed as

$$\left[ \sum_{i \in \mathcal{S}} S_i(p_f) + C(p_f) \right] p_f + \mathbb{E} \left[ \left( D - (S_i(p_f) + C(p_f)) \right)^+ p_s^* \right].$$

The corresponding FOC (w.r.t.  $p_f$ ) is

$$\begin{aligned} & \left[ \sum_{i \in \mathcal{S}} S_i(p_f^*) + C(p_f^*) \right] + \left[ \sum_{i \in \mathcal{S}} S'_i(p_f^*) + C'(p_f^*) \right] p_f^* + \mathbb{E} \left[ \left( - \sum_{i \in \mathcal{S}} S'_i(p_f^*) - C'(p_f^*) \right) p_s^* \right] \\ & + \mathbb{E} \left[ \left( \sum_{i \in \mathcal{S}} \bar{S}_i(p_s^*) + \sum_{i \in \mathcal{S}} (Q_i - S_i(p_f^*))^- + \bar{C}(p_s^*) - C(p_f^*) \right)^+ (p_s^*)' \right] = 0, \end{aligned}$$

where the last term is obtained according to (5). We can rearrange the above FOC and obtain

$$\begin{aligned} & \sum_{i \in \mathcal{S}} S_i(p_f^*) + (p_f^* - \mathbb{E}[p_s^*]) \sum_{i \in \mathcal{S}} S'_i(p_f^*) \\ & + \mathbb{E} \left[ (p_s^*)' \sum_{i \in \mathcal{S}} (\bar{S}_i(p_s^*) + (Q_i - S_i(p_f^*))^-) \middle| D > D_l \right] \mathbb{P}(D > D_l) \\ & + C(p_f^*) + (p_f^* - \mathbb{E}[p_s^*]) C'(p_f^*) + \mathbb{E} \left[ (p_s^*)' (\bar{C}(p_s^*) - C(p_f^*)) \middle| D > D_l \right] \mathbb{P}(D > D_l) = 0. \end{aligned} \quad (37)$$

Using renewable suppliers' FOCs to simplify (37), we obtain

$$\begin{aligned}
& \left( p_f^* - \mathbb{E}[p_s^*] \right) \sum_{i \in \mathcal{S}} S'_i(p_f^*) \\
& + \left( p_f^* - \mathbb{E}[p_s^* | Q_i < S_i(p_f^*)] \mathbb{P}(Q_i < S_i(p_f^*)) \right) \left( (N_S - 1) \sum_{i \in \mathcal{S}} S'_i(p_f^*) + N_S C'(p_f^*) \right) \\
& + C(p_f^*) + \left( p_f^* - \mathbb{E}[p_s^*] \right) C'(p_f^*) + \mathbb{E} \left[ (p_s^*)' (\bar{C}(p_s^*) - C(p_f^*)) \middle| D > D_l \right] \mathbb{P}(D > D_l) \\
& - \mathbb{E}[(p_s^*)' \sum_{i \in \mathcal{S}} \bar{S}'_i(p_s^*)] = 0.
\end{aligned} \tag{38}$$

Then an equilibrium supply function  $S_i$  in the DA market should satisfy both (36) and (38).

We prove the existence of such supply function in the following two steps:

**Step 1:** The proof in this step follows using a similar strategy as in Lemma EC. 1 in Sunar and Birge (2019). Suppose  $(p_1, s_1) \in (0, \infty) \times (0, \infty)$  and  $(p_2, s_2) \in (0, \infty) \times (0, \infty)$  are two points that satisfy (36) and (38). We first show that there exists a unique trajectory that passes through each point for  $p \in [p_i - \delta_i, p_i + \delta_i]$ , where  $\delta_i > 0$  is a constant and  $i \in \{1, 2\}$ .

Based on (36), we can define a mapping  $f : (0, \infty) \times (0, \infty) \rightarrow \mathcal{R}^+$  as

$$f(p, u) = \frac{1}{N_S - 1} \left\{ \frac{-\int_0^u (x - u)(p_s^*)' h(x) dx - u - \mathbb{E}[p_s^*(p_s^*)' (\bar{S}_i^*(p_s^*))'] - \mathbb{E}[(p_s^*)' \bar{S}_i^*(p_s^*)]}{-p + \int_0^u p_s^* h(x) dx} - C'(p) \right\}.$$

Then we have

$$\begin{aligned}
\frac{\partial f(p, u)}{\partial u} = & \frac{1}{(N_S - 1)(-p + \int_0^u p_s^* h(x) dx)^2} \left[ \left( \int_0^u (p_s^*)' h(x) dx - 1 \right) \left( -p + \int_0^u p_s^* h(x) dx \right) \right. \\
& \left. - (p_s^* h(u)) \left( -\int_0^u (x - u)(p_s^*)' h(x) dx - u - \mathbb{E}[p_s^*(p_s^*)' (\bar{S}_i^*(p_s^*))'] - \mathbb{E}[(p_s^*)' \bar{S}_i^*(p_s^*)] \right) \right].
\end{aligned}$$

Since  $\partial f(p, u)/\partial u < \infty$  for  $p \neq \int_0^u p_s^* h(x) dx$ ,  $f$  is Lipschitz continuous in  $u$  on  $[u - \hat{\delta}, u + \hat{\delta}]$  for some constant  $\hat{\delta} > 0$ . Then according to the ODE theory, there exists a unique trajectory that satisfies  $S_i(p_1) = s_1$  and (36) for  $p \in [p_1 - \delta_1, p_1 + \delta_1]$ , where  $\delta_1 > 0$  is a constant. If  $p = \int_0^u p_s^* h(x) dx$ , then following a similar argument of Lemma EC. 1 in Sunar and Birge (2019), we can show that  $1/f(p, u)$  is Lipschitz continuous in  $p$ . Therefore, there also exists a unique trajectory that passes through  $(p_1, s_1)$ .

Similarly, based on (38), we have

$$S'_i(p_f) = \frac{1}{N_S(p_f - \mathbb{E}[p_s^*]) + (N_S - 1)(p_f - \mathbb{E}[p_s^*|Q_i < S_i(p_f)]\mathbb{P}(Q_i < S_i(p_f)))} \left\{ N_S \mathbb{E}[p_s^*(p_s^*)'(\bar{S}_i^*(p_s^*))'] \right. \\ \left. - N_S \left( p_f - \mathbb{E}[p_s^*|Q_i < S_i(p_f)]\mathbb{P}(Q_i < S_i(p_f)) \right) C'(p_f) - C(p_f) - (p_f - \mathbb{E}[p_s^*])C'(p_f) \right. \\ \left. - \mathbb{E}[(p_s^*)'(\bar{C}(p_s^*) - C(p_f))] \right\}.$$

We define a mapping  $g : (0, \infty) \times (0, \infty) \rightarrow \mathcal{R}^+$  as

$$g(p, u) = \frac{1}{N_S(p - \mathbb{E}[p_s^*]) + (N_S - 1)(p - \mathbb{E}[p_s^*|Q_i < u]\mathbb{P}(Q_i < u))} \left\{ N_S \mathbb{E}[p_s^*(p_s^*)'(\bar{S}_i^*(p_s^*))'] \right. \\ \left. - N_S \left( p - \mathbb{E}[p_s^*|Q_i < u]\mathbb{P}(Q_i < u) \right) C'(p) - C(p) - (p - \mathbb{E}[p_s^*])C'(p) \right. \\ \left. - \mathbb{E}[(p_s^*)'(\bar{C}(p_s^*) - C(p))] \right\}.$$

The partial derivative  $\partial g(p, u)/\partial u$  is

$$\frac{\partial g(p, u)}{\partial u} = \frac{1}{\left( N_S(p - \mathbb{E}[p_s^*]) + (N_S - 1)(p - \mathbb{E}[p_s^*|Q_i < u]\mathbb{P}(Q_i < u)) \right)^2} \left\{ \right. \\ \left( N_S(p_s^*)h(s)C'(p) \right) \left( N_S(p - \mathbb{E}[p_s^*]) + (N_S - 1)(p - \mathbb{E}[p_s^*|Q_i < u]\mathbb{P}(Q_i < u)) \right) \\ + \left( N_S \mathbb{E}[p_s^*(p_s^*)'(\bar{S}_i^*(p_s^*))'] - N_S(p - \mathbb{E}[p_s^*|Q_i < u]\mathbb{P}(Q_i < u))C'(p) - C(p) - (p - \mathbb{E}[p_s^*])C'(p) \right. \\ \left. - \mathbb{E}[(p_s^*)'(\bar{C}(p_s^*) - C(p))] \right) \left( (N_S - 1)p_s^*h(s) \right) \left. \right\}.$$

Since  $\partial g(p, u)/\partial u < \infty$ ,  $g(p, u)$  is also Lipschitz continuous in  $u$ , if  $N_S(p - \mathbb{E}[p_s^*]) + (N_S - 1)(p - \mathbb{E}[p_s^*|Q_i < u]\mathbb{P}(Q_i < u)) \neq 0$ ; otherwise,  $1/g(p, s)$  is Lipschitz continuous in  $p$ . Therefore, there exists a unique trajectory that passes through the point  $(p_2, s_2)$  for  $p \in [p_2 - \delta_2, p_2 + \delta_2]$ , where  $\delta_2 > 0$  is some constant.

**Step 2:** In this step, we show that, there exists points  $(p, s)$  where the two trajectories described by (36) and (38) intersect. Furthermore, the derivatives of these two trajectories at the intersection are identical.

If we multiply (38) with  $(N_S - 1)(p_f - \mathbb{E}[p_s^*|Q_i < S_i(p_f)]\mathbb{P}(Q_i < S_i(p_f)))$  and (36) with

$(p_f - \mathbb{E}[p_s^*])$  and add them together, we obtain

$$\begin{aligned}
& (N_S - 1)(p_f - \mathbb{E}[p_s^* | Q_i < S_i(p_f)] \mathbb{P}(Q_i < S_i(p_f))) \left( C(p_f) + (p_f - \mathbb{E}[p_s^*]) C'(p_f) + \mathbb{E}[(\bar{C}(p_s^*) - C(p_f))(p_s^*)'] \right) \\
& + (p_f - \mathbb{E}[p_s^*]) \underbrace{\left[ (-p_f + \mathbb{E}[p_s^* | Q_i < S_i(p_f)] \mathbb{P}(Q_i < S_i(p_f))) N_S C'(p_f) + \mathbb{E}[(p_s^*)'(p_s^*) \sum_{i=1}^{N_S} (\bar{S}_i(p_s^*))'] \right]}_{(a)} \\
& + \left( (N_S - 1)(p_f - \mathbb{E}[p_s^* | Q_i < S_i(p_f)] \mathbb{P}(Q_i < S_i(p_f))) + p_f - \mathbb{E}[p_s^*] \right) \left( \sum_{i=1}^{N_S} S_i(p_f) + \mathbb{E}[(p_s^*)' \sum_{i=1}^{N_S} \bar{S}_i(p_s^*) \right. \\
& \left. + (Q_i - S_i(p_f))^- (p_s^*)'] \right) = 0. \tag{39}
\end{aligned}$$

By construction, any solution to (39) satisfies both (36) and (38). Then pick any  $u > 0$ . Consider two values that are below and above  $u$ , respectively, i.e.,  $\underline{u} < u < \bar{u}$ . Denote the respective prices corresponding to these two supplies as  $\underline{p}_f$  and  $\bar{p}_f$ . For  $\underline{u}$ , let  $\underline{p}_f \rightarrow 0^+$  such that  $C'(\underline{p}_f) = C(\underline{p}_f) = 0$  and

$$\underline{p}_f - \mathbb{E}[p_s^* | Q_i < \underline{u}] \mathbb{P}(Q_i < \underline{u}) + \underline{p}_f - \mathbb{E}[p_s^*] < 0.$$

Then if we let  $\underline{u} \rightarrow u^-$ , we have  $(p_s^*)' \rightarrow 0$  according to Lemma 3. With these conditions, (39) reduces to

$$N_S((N_S - 1)(\underline{p}_f - \mathbb{E}[p_s^* | Q_i < \underline{u}] \mathbb{P}(Q_i < \underline{u})) + \underline{p}_f - \mathbb{E}[p_s^*]) \underline{u} < 0.$$

Therefore, we have a negative LHS of (39) in such case. We next show that the LHS can also be positive. For  $\bar{u}$ , we can choose  $\bar{p}_f$  sufficiently close to  $\mathbb{E}[p_s^*]$  such that

$$\bar{p}_f - \mathbb{E}[p_s^* | Q_i < \bar{u}] \mathbb{P}(Q_i < \bar{u}) + \bar{p}_f - \mathbb{E}[p_s^*] > 0.$$

Let  $\bar{u} \rightarrow u^+$ , we have  $(p_s^*)' \rightarrow 0$  according to Lemma 3. Using these results, we can check that the LHS of (39) becomes positive because term (a) in (39) is zero and all other terms are positive.

Combining results for  $\underline{u}$  and  $\bar{u}$ , there must exist a price  $p \in (\underline{p}_f, \bar{p}_f)$  that makes (39) hold. In other words, there exists a point that satisfies both (36) and (38). Moreover,  $S'$  implied by these two ODEs at this point is identical by construction. Together with the results proved in Step 1, this proves the existence of a common solution to both (36) and (38).

In addition,  $S' > 0$  as  $\underline{p}_f \rightarrow 0^+$  and  $\underline{u} \rightarrow u^-$  and  $\bar{p}_f \rightarrow \mathbb{E}[p_s^*]^-$  and  $\bar{u} \rightarrow u^+$ . Also note that

$S(0) = 0$  and  $S'(0) = 0$  satisfy both (36) and (38).

- (ii) The proof in this part follows a similar spirit to Proposition 3 in Sunar and Birge (2019). To show the uniqueness of the SFE, we solve the ODE (36) for specific values of  $p_f$ . Note that  $\mathbb{E}[p_s^*|Q_i < S_i(p_f)]\mathbb{P}(Q_i < S_i(p_f))$  and  $\mathbb{E}[(Q_i - S_i(p_f))^- (p_s^*)']$  are high order infinitesimal of  $p_f$ , i.e., we have

$$\lim_{p_f \rightarrow 0^+} \frac{\mathbb{E}[p_s^*|Q_i < S_i(p_f)]\mathbb{P}(Q_i < S_i(p_f))}{p_f} = 0$$

and

$$\lim_{p_f \rightarrow 0^+} \frac{\mathbb{E}[(Q_i - S_i(p_f))^- (p_s^*)']}{p_f} = 0.$$

Under these conditions, (36) reduces to

$$S'_i(p_f) + \frac{1}{(N_S - 1)p_f} S_i(p_f) = \underbrace{\frac{1}{N_S(N_S - 1)p_f} (-\mathbb{E}[(p_s^*)' \sum_{i \in \mathcal{S}} \bar{S}_i(p_s^*)] - \mathbb{E}[(p_s^*)' p_s^* \sum_{i \in \mathcal{S}} \bar{S}'_i(p_s^*)]) - \frac{1}{N_S - 1} C'(p_f)}_{G(p_f; p_s^*, \bar{S}_i^*)}.$$

The solution to the above linear ODE is

$$S_i(p_f) = (p_f)^{\frac{1}{N_S - 1}} \left( c_s - \int_0^{p_f} (x)^{-\frac{1}{N_S - 1}} G(x) dx \right), \quad (40)$$

where  $c_s \in \mathcal{R}$  is a constant. Based on the solution, the market clearing price  $p_f^*$  depends on  $c_s$ . Let  $p_f^*(c_s)$  denote the DA market clearing price as a function of  $c_s$ . For a given demand  $D_l$ , the market clearing condition (5) implies that a steeper  $S_i$  results in a smaller market clearing price, and therefore,  $p_s^*(c_s)$  is decreasing in  $c_s$ .

Next, consider the payoff of the  $i$ -th renewable supplier as a function of the constant  $c_s$

$$\begin{aligned} \Pi_i^{\text{DA}}(c_s) &= \left( D_l - C(p_f^*(c_s)) - S_{-i}(p_f^*(c_s); c_s) \right) p_f^*(c_s) \\ &\quad + \mathbb{E} \left[ \bar{S}_i^*(p_s^*(p_f^*(c_s))) p_s^*(p_f^*(c_s)) \right] + \mathbb{E} \left[ (Q - S_i(p_f^*(c_s)))^- p_s^*(p_f^*(c_s)) \right]. \end{aligned}$$

Taking derivative w.r.t.  $c_s$ , we obtain

$$\begin{aligned} \frac{d\Pi_i^{\text{DA}}(c_s)}{dc_s} &= \left( D_l - C(p_f^*(c_s)) - S_{-i}(p_f^*(c_s); c_s) \right) \frac{dp_f^*(c_s)}{dc_s} - p_f^*(c_s) \left( C'(p_f^*(c_s)) + S'_{-i}(p_f^*(c_s); c_s) \right) \frac{dp_f^*(c_s)}{dc_s} \\ &\quad - p_f^*(c_s) \frac{\partial S_{-i}^*(p_f^*(c_s); c_s)}{\partial c_s} - \mathbb{E} \left[ \left( \bar{S}_i^*(p_s^*(p_f^*(c_s))) \right)' \left( p_s^*(p_f^*(c_s)) \right)' \frac{dp_f^*(c_s)}{dc_s} p_s^*(p_f^*(c_s)) \right] \\ &\quad + \mathbb{E} \left[ \bar{S}_i^*(p_s^*(p_f^*(c_s))) \left( p_s^*(p_f^*(c_s)) \right)' \frac{dp_f^*(c_s)}{dc_s} \right] \end{aligned}$$

$$+ \mathbb{E}[Q_i(p_s^*(p_f^*(c_s)))' | Q_i < D_l^r(p_f^*)] \mathbb{P}(Q_i < D_l^r(p_f^*)) \frac{dp_f^*(c_s)}{dc_s}$$

Rearranging, we have

$$\begin{aligned} \frac{d\Pi_i^{\text{DA}}(c_s)}{dc_s} &= \frac{dp_f^*(c_s)}{dc_s} \left\{ \left( D_l - C(p_f^*(c_s)) - S_{-i}(p_f^*(c_s); c_s) \right) \right. \\ &\quad - \left( C'(p_f^*(c_s)) + S'_{-i}(p_f^*(c_s); c_s) \right) p_f^*(c_s) \\ &\quad + \mathbb{E} \left[ \left( \bar{S}_i^*(p_s^*(p_f^*(c_s))) \right)' \left( p_s^*(p_f^*(c_s)) \right)' p_s^*(p_f^*(c_s)) \right] \\ &\quad + \mathbb{E} \left[ \bar{S}_i^* \left( p_s^*(p_f^*(c_s)) \right) \left( p_s^*(p_f^*(c_s)) \right)' \right] \\ &\quad + \mathbb{E}[Q_i(p_s^*(p_f^*(c_s)))' | Q_i < D_l^r(p_f^*)] \mathbb{P}(Q_i < D_l^r(p_f^*)) \left. \vphantom{\frac{dp_f^*(c_s)}{dc_s}} \right\} \\ &\quad - p_f^*(c_s) \sum_{j \neq i} \frac{\partial S_j^*(p_f^*(c_s); c_s)}{\partial c_s}, \end{aligned}$$

where we used the notation  $\bar{S}_{-i}(p_s^*) = \sum_{j \in \mathcal{S} \setminus \{i\}} S_j(p_s^*)$  given in Eq. (18). The terms within the curly brackets  $\{\cdot\}$  represent the FOC of the supplier's payoff (w.r.t.  $p_f^*$ ) and therefore is zero. Besides, from (40), we know that

$$\frac{\partial S_i^*(p_f^*(c_s); c_s)}{\partial c_s} = (p_f^*(c_s))^{1/(N_S-1)} > 0.$$

Consequently, the above derivative  $\frac{d\Pi_i^{\text{DA}}(c_s)}{dc_s}$  is always negative, indicating that the payoff is decreasing in  $c_s$ . Thus, the renewable supplier would choose the smallest  $c_s$  that makes the supply function increasing. By following a similar argument in Proposition 2, we conclude that the constant  $c_s$  is uniquely determined.

Combining (i) and (ii), we obtain the stated results.  $\square$

**Proposition 4.** *In a two-settlement electricity market comprising only the LSE and a conventional supplier, the equilibrium features strategic underbidding by the LSE, yielding*

$$p_f^* < \mathbb{E}[p_s^*].$$

*Proof.* Let  $q(t)$  denote the LSE's DA demand bid for  $t \in \mathcal{T}$ . Since the LSE is the sole strategic player in the considered case, its payoff is

$$C^{-1}(q(t))q(t) + \mathbb{E} \left[ (D(t) - q(t))^+ \bar{C}^{-1}(D(t)) \right], \quad (41)$$

where the first term is the immediate cost in the DA market and second one is the expected cost in the RT market. The gradient w.r.t.  $q(t)$  is given by

$$C^{-1}(q(t)) + (C^{-1}(q(t)))'q(t) - \mathbb{E}[\bar{C}^{-1}(D(t))|D(t) > q(t)]\mathbb{P}(D(t) > q(t)).$$

At  $q(t) = 0$ , the gradient is strictly negative because the conditional expectation and the probability are positive, and  $C^{-1}(0) = 0$ . Thus, it follows that the optimal demand bid  $q^*(t)$  is strictly positive.

Moreover, since the market participants only include the LSE and the conventional supplier, the DA market clearing price  $p_f^*(t) = C^{-1}(q^*(t))$ . Similarly,

$$\mathbb{E}[p_s^*(t)] = \mathbb{E}[\bar{C}^{-1}(D(t))|D(t) > q(t)]\mathbb{P}(D(t) > q(t)),$$

since  $p_s^*(t) = 0$  when  $D(t) \leq q(t)$ . These together imply that the FOC is equivalent to

$$p_f^*(t) + (C^{-1}(q^*(t)))'q^*(t) - \mathbb{E}[p_s^*(t)] = 0.$$

Since  $C(\cdot)$  is strictly increasing, it follows that  $(C^{-1}(q^*(t)))'q^*(t) > 0$ , and therefore,  $p_f^*(t) < \mathbb{E}[p_s^*(t)]$ .  $\square$

We need the following result to prove Proposition 5,

**Lemma 4.** *In a two settlement electricity market that only includes the LSE and the conventional supplier, virtual DEC traders are incentivized to join the market. Furthermore, the total virtual load in the DA market is always finite even as the number of virtual bidders goes to infinity, i.e.,*

$$\lim_{N_V \rightarrow +\infty} \sum_{v=1}^{N_V} B_v(p_f^*) < \infty.$$

*Proof.* Proposition 4 shows that  $p_f^* < \mathbb{E}[p_s^*]$  when only the conventional supplier and the LSE are in the market. In this scenario, virtual DEC bidders can generate a positive payoff by purchasing electricity from the DA market, and selling the same amount to the RT market. Since the DEC bids increase the total demand in the DA market,  $p_f^*$  increases; and since DEC bids reduce residual demand in the RT market, the  $\mathbb{E}[p_s^*]$  increases. Throughout this process, the condition  $p_f^* \leq \mathbb{E}[p_s^*]$  always holds, because the DEC bidders exit the market when  $p_f^* > \mathbb{E}[p_s^*]$ .<sup>20</sup>

Suppose there are  $N_V$  DEC bidders in the market and the condition  $p_f^* \leq \mathbb{E}[p_s^*]$  holds. The total virtual load cannot exceed the DA total supply because the conventional supplier is the sole

---

<sup>20</sup>There are no INC bidders during such process, because their payoffs would be negative.

supplier:

$$\sum_{v=1}^{N_V} B_v(p_f^*) \leq C(p_f^*).$$

It follows that

$$\sum_{v=1}^{N_V} B_v(p_f^*) \leq C(p_f^*) \leq C(\mathbb{E}[p_s^*]) < +\infty,$$

where the second inequality holds due to  $p_f^* \leq \mathbb{E}[p_s^*]$  and the monotonicity of the supply functions. The last inequality is true because  $\mathbb{E}[p_s^*] < +\infty$ , given that the residual demand  $D_r \in [\underline{D}_r, \overline{D}_r]$  is bounded and the conventional supply function is strictly increasing when  $p_s^* > p_f^*$ . We obtain the stated result by letting  $N_V \rightarrow +\infty$ .  $\square$

**Proposition 5.** *In a two settlement electricity market with the LSE, the conventional supplier, and an infinite number of virtual traders, the DA market clearing price equals the expected RT market clearing price, i.e.,  $p_f^* = \mathbb{E}[p_s^*]$ .*

*Proof.* Using the market clearing condition (2) and (9), the FOC of the  $v$ -th virtual trader's payoff is

$$(\mathbb{E}[(p_s^*)'] - 1)(C(p_f^*) - D_l - B_{-v}(p_f^*)) = (\mathbb{E}[p_s^*] - p_f^*)((B'_{-v}(p_f^*) - C'(p_f^*))).$$

Simplifying using the DA market clearing condition (2) yields:

$$(\mathbb{E}[(p_s^*)'] - 1)B_v(p_f^*) = (\mathbb{E}[p_s^*] - p_f^*)(B'_{-v}(p_f^*) - C'(p_f^*)).$$

Summing over  $v$  and taking the limit as  $N_V \rightarrow \infty$  on both sides, we have

$$\lim_{N_V \rightarrow +\infty} (\mathbb{E}[(p_s^*)'] - 1) \frac{1}{N_V} \sum_{v=1}^{N_V} B_v(p_f^*) = \lim_{N_V \rightarrow +\infty} (\mathbb{E}[p_s^*] - p_f^*) \underbrace{\left( \frac{N_V - 1}{N_V} \sum_{v=1}^{N_V} B'_v(p_f^*) - C'(p_f^*) \right)}_{(a)}.$$

By Lemma 3 and 4,  $\mathbb{E}[(p_s^*)']$  and  $\lim_{N_V \rightarrow \infty} \sum_{v=1}^{N_V} B_v(p_f^*)$  are bounded, so the left hand side approaches zero as  $1/N_V \rightarrow 0$ . On the right hand side, the parenthetical term (a) can not be zero because  $\frac{N_V - 1}{N_V} \sum_{v=1}^{N_V} B'_v(p_f^*) \leq 0$  and  $-C'(p_f^*) < 0$ . Thus, we have  $p_f^* = \mathbb{E}[p_s^*]$ . in the limit as  $N_V \rightarrow \infty$ .  $\square$

**Proposition 6.** *In a two-settlement electricity market with the LSE, renewable suppliers, and the conventional supplier—but no virtual bidders—the LSE strategically underbids in the DA market at equilibrium, driving the DA clearing price below the expected RT clearing price, i.e.,  $p_f^* < \mathbb{E}[p_s^*]$ .*



*Proof.* Using the market clearing condition (2), the LSE's payoff (8) can be rewritten as:

$$\left[ \sum_{i \in \mathcal{S}} S_i(p_f^*) + C(p_f^*) \right] p_f^* + \mathbb{E} \left[ \left( D - (S_i(p_f^*) + C(p_f^*)) \right)^+ p_s^* \right].$$

The FOC with respect to  $p_f^*$  is

$$\begin{aligned} & \left[ \sum_{i \in \mathcal{S}} S_i(p_f^*) + C(p_f^*) \right] + \left[ \sum_{i \in \mathcal{S}} S'_i(p_f^*) + C'(p_f^*) \right] p_f^* \\ & + \mathbb{E} \left[ \left( - \sum_{i \in \mathcal{S}} S'_i(p_f^*) - C'(p_f^*) \right) p_s^* \middle| D > D_l \right] \mathbb{P}(D > D_l) \\ & + \mathbb{E} \left[ \left( \sum_{i \in \mathcal{S}} \bar{S}_i(p_s^*) + \sum_{i \in \mathcal{S}} (Q_i - S_i(p_f^*))^- + \bar{C}(p_s^*) - C(p_f^*) \right)^+ p_s^* \right] = 0, \end{aligned}$$

where the last term follows from (5). Rearranging the above FOC, we obtain

$$\begin{aligned} & \sum_{i \in \mathcal{S}} S_i(p_f^*) + (p_f^* - \mathbb{E}[p_s^*]) \sum_{i \in \mathcal{S}} S'_i(p_f^*) + \mathbb{E} \left[ (p_s^*)' \sum_{i \in \mathcal{S}} (\bar{S}_i(p_s^*) + (Q_i - S_i(p_f^*))^-) \middle| D > D_l \right] \mathbb{P}(D > D_l) \\ & + C(p_f^*) + (p_f^* - \mathbb{E}[p_s^*]) C'(p_f^*) + \mathbb{E} \left[ (p_s^*)' (\bar{C}(p_s^*) - C(p_f^*)) \middle| D > D_l \right] \mathbb{P}(D > D_l) = 0. \end{aligned} \quad (42)$$

Meanwhile, the FOC of renewable suppliers' payoff (7) is

$$\begin{aligned} & S_i(p_f^*) + (-C'(p_f^*) - S'_{-i}(p_f^*)) p_f^* + \mathbb{E}[(p_s^*)' p_s^* \bar{S}_i(p_s^*)] + \mathbb{E}[(p_s^*)' \bar{S}_i(p_s^*)] \\ & + \mathbb{E} \left[ (Q_i - D_l + C(p_f^*) + S_{-i}(p_f^*)) (p_s^*)' \middle| Q_i < S_i(p_f^*) \right] \mathbb{P}(Q_i < S_i(p_f^*)) \\ & + \mathbb{E} \left[ (S'_{-i}(p_f^*) + C'(p_f^*)) p_s^* \middle| Q_i < S_i(p_f^*) \right] \mathbb{P}(Q_i < S_i(p_f^*)) = 0 \end{aligned}$$

Summing over  $i$  and rearranging give:

$$\begin{aligned} & \sum_{i \in \mathcal{S}} S_i(p_f^*) + \left( p_f^* - \mathbb{E}[p_s^* | Q_i < S_i(p_f^*)] \mathbb{P}(Q_i < S_i(p_f^*)) \right) \left( (N_S - 1) \sum_{i \in \mathcal{S}} S'_i(p_f^*) + N_S C'(p_f^*) \right) \\ & + \mathbb{E}[(p_s^*)' \sum_{i \in \mathcal{S}} \bar{S}_i(p_s^*)] + \mathbb{E}[(p_s^*)' p_s^* \sum_{i \in \mathcal{S}} \bar{S}'_i(p_s^*)] + \mathbb{E} \left[ (p_s^*)' \sum_{i \in \mathcal{S}} (Q_i - S_i(p_f^*))^- \middle| D > D_l \right] \mathbb{P}(D > D_l) = 0. \end{aligned}$$

Using the above suppliers' FOC to simplify (42), we obtain

$$\begin{aligned} & \left( p_f^* - \mathbb{E}[p_s^*] \right) \sum_{i \in \mathcal{S}} S'_i(p_f^*) + \left( p_f^* - \mathbb{E}[p_s^* | Q_i < S_i(p_f^*)] \mathbb{P}(Q_i < S_i(p_f^*)) \right) \left( (N_S - 1) \sum_{i \in \mathcal{S}} S'_i(p_f^*) + N_S C'(p_f^*) \right) \\ & + C(p_f^*) + \left( p_f^* - \mathbb{E}[p_s^*] \right) C'(p_f^*) + \mathbb{E} \left[ (p_s^*)' (\bar{C}(p_s^*) - C(p_f^*)) \middle| D > D_l \right] \mathbb{P}(D > D_l) - \mathbb{E}[(p_s^*)' \sum_{i \in \mathcal{S}} \bar{S}'_i(p_s^*)] = 0. \end{aligned} \quad (43)$$

Recall that  $p_s^{*'} is negative from Lemma 3 and  $S_i(\cdot)$  is an increasing function for any  $i$  by Assumption (see Section 3.1). If  $p_f^* \geq \mathbb{E}[p_s^*]$ , then all terms in (43) are non negative except:$

$$C(p_f^*) + \left(p_f^* - \mathbb{E}[p_s^*]\right) C'(p_f^*) + \mathbb{E} \left[ (p_s^*)' (\bar{C}(p_s^*) - C(p_f^*)) \middle| D > D_l \right] \mathbb{P}(D > D_l). \quad (44)$$

Next, we will show that (44) is also strictly positive. Thus, if  $p_f^* \geq \mathbb{E}[p_s^*]$ , (43) can not be zero. This indicates that all equilibriums must make  $p_f^* < \mathbb{E}[p_s^*]$ .

To demonstrate that (44) is positive, it suffices to show that increasing  $p_f^*$  further increases the conventional supplier's payoff

$$C(p_f^*) p_f^* + \mathbb{E}[(\bar{C}(p_s^*) - C(p_f^*)) p_s^*].$$

This is true because increasing the equilibrium DA price  $p_f^*$  will increase the procurement cost of the LSE and decrease the payoff of the renewable suppliers as they deviate from the equilibrium. Consequently, the total payoff of the conventional supplier increases, as the LSE's payment is allocated to these two suppliers. This implies that the first derivative of the conventional supplier's payoff at  $p_f^*$  is always positive:

$$C(p_f^*) + \left(p_f^* - \mathbb{E}[p_s^*]\right) C'(p_f^*) + \mathbb{E} \left[ (p_s^*)' (\bar{C}(p_s^*) - C(p_f^*)) \middle| D > D_l \right] \mathbb{P}(D > D_l) + \mathbb{E}[\bar{C}'(p_s^*) (p_s^*)' p_s^*] \geq 0.$$

The last term in the above formula is negative due to  $(p_s^*)' < 0$ . Thus, (44) is strictly positive.  $\square$

**Proposition 7.** *In a two settlement electricity market that includes the LSE, the renewable and conventional suppliers, and an infinite number of identical virtual traders, the DA market clearing price equals the expected RT market clearing, i.e.,  $p_f^* = \mathbb{E}[p_s^*]$ .*

*Proof.* The proof is similar to that of Proposition 5. According to (2) and (9), the FOC of the virtual trader's payoff w.r.t  $p_f^*$  is

$$\begin{aligned} & \left( \mathbb{E}[(p_s^*)'] - 1 \right) \left( \sum_{i \in \mathcal{S}} S_i(p_f^*) + C(p_f^*) - D_l - B_{-v}(p_f^*) \right) \\ &= \left( \mathbb{E}[p_s^*] - p_f^* \right) \left( B'_{-v}(p_f^*) - \sum_{i \in \mathcal{S}} S'_i(p_f^*) - C'(p_f^*) \right). \end{aligned}$$

Using the DA market clearing condition (2), we can simplify it as

$$\left( \mathbb{E}[(p_s^*)'] - 1 \right) B_v(p_f^*) = \left( \mathbb{E}[p_s^*] - p_f^* \right) \left( B'_{-v}(p_f^*) - \sum_{i \in \mathcal{S}} S'_i(p_f^*) - C'(p_f^*) \right).$$

Summing over  $v$  and taking the limit as  $N_S \rightarrow \infty$  on both sides yield

$$\begin{aligned} & \lim_{N_V \rightarrow +\infty} \left( \mathbb{E}[(p_s^*)'] - 1 \right) \frac{1}{N_V} \sum_{v=1}^{N_V} B_v(p_f^*) \\ &= \lim_{N_V \rightarrow +\infty} \left( \mathbb{E}[p_s^*] - p_f^* \right) \underbrace{\left( \frac{N_V - 1}{N_V} \sum_{v=1}^{N_V} B'_v(p_f^*) - \sum_{i \in \mathcal{S}} S'_i(p_f^*) - C'(p_f^*) \right)}_{(a)}. \end{aligned}$$

As  $N_V \rightarrow +\infty$ , the left hand side is zero because  $\mathbb{E}[(p_s^*)']$  and  $\sum_{v=1}^{N_V} B_v(p_f^*)$  are bounded due to Lemma 3 and 4. On the right hand side, the parenthetical term (a) can not be zero because  $-\frac{N_V-1}{N_V} \sum_{v=1}^{N_V} B'_v(p_f^*) \leq 0$  and  $-\sum_{i \in \mathcal{S}} S'_i(p_f^*) - C'(p_f^*) < 0$  for  $p_f^* > 0$ .<sup>21</sup> Thus, we conclude with

$$p_f^* = \mathbb{E}[p_s^*]$$

as  $N_V \rightarrow +\infty$ . □

**Proposition 8 (Existence and uniqueness of SFE in the DA market with virtual trading).** *Consider a market consisting of renewable and conventional suppliers and the LSE. Then there exists a unique SFE for the renewable suppliers in the DA market. Moreover, the form of the equilibrium supply function for renewable suppliers is identical to that in the case without virtual trading.*

*Proof.* Consider the payoff of the LSE

$$\left[ \sum_{i \in \mathcal{S}} S_i(p_f^*) + C(p_f^*) - \sum_{v=1}^{\infty} B_v(p_f^*) \right] p_f^* + \mathbb{E} \left[ \left( D - \left( \sum_{i \in \mathcal{S}} S_i(p_f^*) + C(p_f^*) - \sum_{v=1}^{\infty} B_v(p_f^*) \right) \right)^+ p_s^* \right].$$

The FOC with respect to  $p_f^*$  is

$$\begin{aligned} & \left[ \sum_{i \in \mathcal{S}} S_i(p_f^*) + C(p_f^*) - \sum_{v=1}^{\infty} B_v(p_f^*) \right] + \left[ \sum_{i \in \mathcal{S}} S'_i(p_f^*) + C'(p_f^*) - \sum_{v=1}^{\infty} B'_v(p_f^*) \right] p_f^* \\ &+ \mathbb{E} \left[ \left( - \sum_{i \in \mathcal{S}} S'_i(p_f^*) - C'(p_f^*) + \sum_{v=1}^{\infty} B'_v(p_f^*) \right) p_s^* \middle| D > D_l \right] \mathbb{P}(D > D_l) \\ &+ \mathbb{E} \left[ \left( D - \left( S_i(p_f^*) + C(p_f^*) - \sum_{v=1}^{\infty} B_v(p_f^*) \right) \right)^+ (p_s^*)' \right] = 0, \end{aligned}$$

---

<sup>21</sup>If  $p_f^* > p_c$ ,  $-C'(p_f^*) < 0$ ; If  $0 \leq p_f^* \leq p_c$ ,  $-\sum_{i \in \mathcal{S}} S'_i(p_f^*) < 0$  because no equilibrium supply function will reach the expected capacity limit on this price interval.

Using the price alignment condition  $p_f = \mathbb{E}[p_s^*]$  and rearranging, we obtain

$$(1 - \mathbb{E}[(p_s^*)']) \left( \sum_{i=1}^{N_S} S_i(p_f) + C(p_f) - \sum_{v=1}^{N_V} B_v(p_f) \right) + \mathbb{E}[D(p_s^*)'] = 0.$$

which is equivalent to

$$D_l = \frac{\mathbb{E}[(p_s^*)' D]}{\mathbb{E}[(p_s^*)'] - 1}.$$

according to the market clearing condition. Moreover, using the FOC of renewable supplier's payoff function and the price alignment condition, we obtain the following equation

$$\begin{aligned} & S_i(p_f) + \int_0^{S_i(p_f)} (x - S_i(p_f))(p_s^*)' h(x) dx \\ & + (p_f - \mathbb{E}[p_s^* | Q_i < S_i(p_f)] \mathbb{P}(Q_i < S_i(p_f))) \left( \sum_{v=1}^{\infty} B_v(p_f) - S'_{-i}(p_f) - C(p_f) \right) \\ & + \mathbb{E}[(\bar{S}_i^*(p_s^*))'(p_s^*)'(p_s^*) + \bar{S}_i^*(p_s^*)(p_s^*)'] = 0. \end{aligned}$$

Rearranging, we obtain

$$\begin{aligned} S'_i(p_f) = \frac{1}{N_S - 1} & \left[ \frac{1}{p_f - \mathbb{E}[p_s^* | Q_i < S_i(p_f)] \mathbb{P}(Q_i < S_i(p_f))} \left( -S_i(p_f) - \int_0^{S_i(p_f)} (x - S_i(p_f))(p_s^*)' h(x) dx \right. \right. \\ & \left. \left. - \mathbb{E}[(\bar{S}_i^*(p_s^*))'(p_s^*)'(p_s^*) + \bar{S}_i^*(p_s^*)(p_s^*)'] \right) - \sum_{v=1}^{\infty} B'_v(p_f) - C'(p_f) \right]. \end{aligned}$$

Note that since  $-\sum_{v=1}^{\infty} B'_v(p_f) \geq 0$  and a “steep” supply function will decrease the renewable supplier's payoff, as shown in Proposition 2, we have  $\sum_{v=1}^{\infty} B'_v(p_f) = 0$  at equilibrium. Plugging it into the above ODE, we obtain

$$\begin{aligned} S'_i(p_f) = \frac{1}{N_S - 1} & \left[ \frac{1}{p_f - \mathbb{E}[p_s^* | Q_i < S_i(p_f)] \mathbb{P}(Q_i < S_i(p_f))} \left( -S_i(p_f) - \int_0^{S_i(p_f)} (x - S_i(p_f))(p_s^*)' h(x) dx \right. \right. \\ & \left. \left. - \mathbb{E}[(\bar{S}_i^*(p_s^*))'(p_s^*)'(p_s^*) + \bar{S}_i^*(p_s^*)(p_s^*)'] \right) - C'(p_f) \right]. \end{aligned}$$

This is identical to (36). Therefore, the stated results hold.  $\square$

**Proposition 9.** *Suppose there are both renewable and conventional suppliers and an infinite number of virtual traders in the electricity market, then the LSE has a unique optimal DA demand bid.*

*Proof.* Suppose  $D_l(t)$  and  $D_l^*(t)$  are two optimal DA demands that yield the same cost for the LSE. Without loss of generality, we assume  $D_l(t) > D_l^*(t)$ . Suppose also that the LSE decreases its DA demand from  $D_l(t)$  to  $D_l^*(t)$ . In response, let the DEC bidders increase their trading volumes

to compensate for the demand shortfall and equalize the DA and RT market prices. Then the renewable suppliers would maintain their supply functions in both markets, as the total demands in these two markets are identical to the situation before the LSE adjusts its demand. Note that after these adjustments, a new equilibrium is established, because the payoffs for each renewable supplier and virtual trader are unchanged, and  $D_l^*(t)$  is assumed to be optimal for the LSE. So they would not deviate from their decisions.

However, in the new equilibrium, the LSE's DA payment decreases, as it purchases less DA demand at an identical DA price. Its expected RT payment remains the same, because the supply functions and the residual demand in the RT market are unaffected as stated earlier. Consequently, the LSE's total payment decreases. This contradicts to the statement that  $D_l(t)$  and  $D_l^*(t)$  generate the same cost for the LSE. Thus, there would be no multiple optimal DA demand solutions.  $\square$