

Towards Automatic Evaluation and High-Quality Pseudo-Parallel Dataset Construction for Audio Editing: A Human-in-the-Loop Method

Yuhang Jia¹ [†], Hui Wang¹ [†], Xin Nie², Yujie Guo¹, Lianru Gao¹, Yong Qin¹ ^{*}

¹College of Computer Science, Nankai University, Tianjin, China

²College of Electronic Information and Optical Engineering, Nankai University, Tianjin, China
2013628@mail.nankai.edu.cn, qinyong@nankai.edu.cn

Abstract

Audio editing aims to manipulate audio content based on textual descriptions, supporting tasks such as adding, removing, or replacing audio events. Despite recent progress, the lack of high-quality benchmark datasets and comprehensive evaluation metrics remains a major challenge for both assessing audio editing quality and improving the task itself. In this work, we propose a novel approach for audio editing task by incorporating expert knowledge into both the evaluation and dataset construction processes: 1) First, we establish AuditScore, the first comprehensive dataset for subjective evaluation of audio editing, consisting of over 6,300 edited samples generated from 7 representative audio editing frameworks and 23 system configurations. Each sample is annotated by professional raters on three key aspects of audio editing quality: overall Quality, Relevance to editing intent, and Faithfulness to original features. 2) Based on this dataset, we train AuditEval, the first model designed for automatic MOS-style scoring tailored to audio editing tasks. AuditEval addresses the critical lack of objective evaluation metrics and the prohibitive cost of subjective assessment in this field. 3) We further leverage AuditEval to evaluate and filter a large amount of synthetically mixed editing pairs, constructing a high-quality pseudo-parallel dataset by selecting the most plausible samples. Objective experiments validate the effectiveness of our expert-informed filtering strategy in yielding higher-quality data, while also revealing the limitations of relying solely on objective metrics. The dataset, codes and tools can be found at: <https://github.com/NKU-HLT/AuditEval>.

Introduction

Benefiting from the construction of Text-to-Audio (TTA) and Audio Caption (AC) datasets (Kim et al. 2019; Gemmeke et al. 2017; Drossos, Lipping, and Virtanen 2020; Mei et al. 2024; Piczak 2015; tza 2002), audio generation has made significant strides in recent years. Current TTA models—spanning diffusion-based frameworks (Huang et al. 2023; Liu et al. 2023, 2024b; Ghosal et al. 2023; Chen et al. 2024; Majumder et al. 2024; Hung et al. 2024; Xue et al. 2024) and autoregressive Transformer-based systems (Agostinelli et al. 2023; Kreuk et al.; Copet et al. 2023)—are capable of producing high-quality, diverse, and text-aligned audio outputs based on user prompts. However,

beyond generation, audio editing remains equally essential and presents more formidable challenges. Unlike generation, which involves creating audio from scratch, audio editing requires the system to modify existing audio content according to user-provided textual instructions or target descriptions. Unlike generation, which creates audio from scratch, editing modifies existing content based on textual instructions or target descriptions. It includes basic event manipulations (e.g., adding, removing, replacing) and more advanced tasks like super-resolution and style transfer. Audio editing poses three major challenges: maintaining audio quality, ensuring precise control aligned with user intent, and preserving the unedited portions of the original audio, rather than generating an entirely new sample.

However, the development of audio editing has been significantly hindered by the lack of high-quality paired datasets—an issue also observed in the vision domain. Constructing supervised audio editing datasets is particularly difficult: unlike text-to-audio data, naturally occurring audio pairs that reflect specific editing operations are virtually nonexistent. Manual collection is often prohibitively expensive or infeasible—especially for scenarios like replacing gunshots in a crowd with thunder while preserving alignment. As a result, most existing methods adopt training-free approaches based on generative diffusion models (Ho, Jain, and Abbeel 2020; Song, Meng, and Ermon 2020) and inversion techniques (Song, Meng, and Ermon 2020; Mokady et al. 2023; Wu and De la Torre 2023; Huberman-Spiegelglas, Kulikov, and Michaeli 2024). These methods repurpose the generation and cross-modal alignment capabilities of pretrained TTA models, steering generation toward desired edits by adjusting prompts or conditioning signals (Paissan et al. 2023; Xu et al. 2024; Zhang et al. 2024b; Manor and Michaeli 2024; Jia et al. 2025; Liu et al. 2024a; Tsai et al. 2024). However, they heavily depend on the underlying TTA model and often lack robustness due to the absence of task-specific supervision.

As an alternative to training-free approaches, supervised frameworks have also been explored by training models on explicitly constructed editing datasets. Audit (Wang et al. 2023b) represents the first supervised audio editing framework, introducing a triplet-based dataset and training a dedicated latent diffusion model (LDM). To date, it remains the only task-specific paired dataset for audio editing. This

[†] Equal contribution. ^{*} Corresponding author.

dataset is created through audio mixing and combinatorial pairing strategies, leveraging the compositional nature of audio—unlike images, audio signals can be naturally combined to simulate coherent edits. A similar construction paradigm is adopted in InstructME(Han et al. 2023), which applies mixing-based strategies to generate supervision signals for music editing tasks. Meanwhile, MusicGen(Copet et al. 2023) and Instruct-MusicGen(Zhang et al. 2024a) explore autoregressive approaches based on discrete audio-text tokens, supporting tasks such as continuation, transformation, and editing. WavCraft(lia 2024) further investigates instruction-based editing by employing large language models (LLMs) to interpret textual commands and orchestrate external audio and speech models for modification.

Despite recent progress, there is still no unified standard for evaluating audio editing tasks. The absence of a widely accepted, open-source benchmark specifically designed for editing has led to fragmented evaluation protocols and a lack of consistent objective metrics. Currently, the most commonly used metric is the CLAP Score, which measures similarity between the edited audio and the target prompt in the embedding space, leveraging the CLAP model(Elizalde et al. 2023) for cross-modal comparison without requiring ground-truth audio. To assess preservation of unedited regions, some works(Paissan et al. 2023; Zhang et al. 2024b; Jia et al. 2025; Liu et al. 2024a) use the original audio as a reference and compute similarity between the original and edited versions. Others(Xu et al. 2024; Zhang et al. 2024b) construct pseudo-paired datasets via audio mixing—following a strategy similar to Audit and InstructME—and evaluate outputs by comparing them to mixed signals using conventional TTA metrics such as Fréchet Distance (FD), Fréchet Audio Distance (FAD)(Roblek et al. 2019), and KL divergence. However, such evaluation paradigms—relying on synthetic mixtures as ground truth—often fall short. Since high-quality audio edits may vary significantly and are not strictly aligned with a single reference, these metrics can fail to reliably capture true editing quality or model controllability.

As a result, subjective human evaluation remains the most reliable method for assessing audio editing quality. Current subjective evaluation protocols typically consider three aspects: overall audio **Quality**(Zhang et al. 2024b; Jia et al. 2025), **Relevance** to the editing intent(Paissan et al. 2023; Xu et al. 2024; Zhang et al. 2024b; Manor and Michaeli 2024; Jia et al. 2025; Liu et al. 2024a), and **Faithfulness** to the original (unedited) content(Paissan et al. 2023; Xu et al. 2024; Zhang et al. 2024b; Manor and Michaeli 2024; Jia et al. 2025; Liu et al. 2024a). These criteria provide an intuitive and comprehensive assessment of audio editing performance. Nevertheless, compared to pure generation tasks such as Text-to-Audio (TTA), Text-to-Speech (TTS), or Text-to-Music (TTM), audio editing is inherently more complex, requiring deeper understanding and recognition of nuanced content. This results in increased costs for annotator training, longer evaluation durations, and greater human labor requirements in practice. In light of these challenges, developing automatic evaluation methods and building a dedicated evaluation system for audio editing is both meaningful

and valuable for advancing research in this field.

In this paper, we aim to bridge the evaluation gap in audio editing by introducing AuditEval, a scalable automatic MOS-style assessment framework, and subsequently leveraging it to build a high-quality pseudo-parallel dataset. Our contributions are threefold:

- **Subjective Audio Editing Evaluation Dataset Construction.** We construct AuditScore, the first comprehensive benchmark for subjective audio editing evaluation, consisting of over 6,300 edited samples from 7+ representative frameworks and 23+ system variants. Each sample is annotated by professional raters on three key aspects: Quality, Relevance, and Faithfulness.
- **Automatic MOS Prediction.** Based on AuditScore, we train AuditEval, the first model tailored for automatic MOS-style scoring in audio editing. It effectively mitigates the lack of objective metrics and the high cost of human evaluation.
- **High-Quality Pseudo-Parallel Audio Editing Dataset Construction.** We further utilize AuditEval to assess and filter a large volume of synthetically mixed editing pairs, selecting only the most plausible samples to construct a high-quality pseudo-parallel dataset. Objective experiments validate the effectiveness of this expert-informed filtering strategy in producing superior-quality data, while also highlighting the shortcomings of relying exclusively on objective metrics.

Related Work

Training-free Audio Editing Method

Training-free audio editing methods exploit pre-trained TTA diffusion models to perform editing without the need for task-specific fine-tuning. These approaches typically begin by inverting the input audio into the noise space of the diffusion model—that is, mapping from x_0 (the observed audio) to x_T (a noisy latent representation). The resulting latent x_T preserves the semantic and structural features of the original audio while providing a flexible representation for guided generation. Editing is then achieved by denoising x_T into a modified output \hat{x}_0 , conditioned on user instructions or target descriptions. Depending on the specific inversion strategy used, training-free audio editing methods can be broadly categorized into three types: SDEdit-based, DDIM-based, and DDPM-based approaches.

SDEdit-based methods perform audio editing by first applying a forward stochastic differential equation (SDE) process to produce a noised version of the original audio, and then conducting denoising under a modified prompt using the reverse SDE process (Eq. 1). In this formulation, $\alpha(t)$ and $\sigma(t)$ are time-dependent functions that govern the noise injection level, and s_θ represents the pretrained score model. The inversion timestep $t \in [0, T]$ plays a crucial role: larger t values (closer to T) lead to more realistic yet less faithful edits, while smaller t values better preserve the original content but reduce the editing strength.

$$\mathbf{x}_t = \mathbf{x}_{t+\Delta t} + \left(\sigma^2(t) - \sigma^2(t + \Delta t) \right) \cdot s_\theta(\mathbf{x}_t, t) + \sqrt{\sigma^2(t) - \sigma^2(t + \Delta t)} \mathbf{z} \quad (1)$$

DDIM-based approaches perform deterministic inversion of the diffusion process by exploiting the approximate reversibility of the underlying ODE with sufficiently small step sizes (Ho, Jain, and Abbeel 2020; Song, Meng, and Ermon 2020; Mokady et al. 2023). This allows for editing by first reversing the generation trajectory from \mathbf{z}_0 to \mathbf{z}_T (Eq. 2, where α is a hyperparameter and ε_θ denotes the pretrained latent diffusion model), and then regenerating the audio using a modified prompt (Eq. 3), thereby achieving semantically guided edits. Building upon DDIM inversion, several studies (Xu et al. 2024; Zhang et al. 2024b; Jia et al. 2025; Liu et al. 2024a) incorporate enhancements such as attention map manipulation and null-text optimization, demonstrating effective results in controllable audio editing.

$$x_{t+1} = \sqrt{\frac{\alpha_{t+1}}{\alpha_t}} x_t + \left(\sqrt{\frac{1-\alpha_{t+1}}{\alpha_{t+1}}} - \sqrt{\frac{1-\alpha_t}{\alpha_t}} \right) \cdot \varepsilon_\theta(x_t, t, \mathcal{P}_{ori}) \quad (2)$$

$$x_{t-1} = \sqrt{\frac{\alpha_{t-1}}{\alpha_t}} x_t + \left(\sqrt{\frac{1-\alpha_{t-1}}{\alpha_{t-1}}} - \sqrt{\frac{1-\alpha_t}{\alpha_t}} \right) \cdot \varepsilon_\theta(x_t, t, \mathcal{P}_{tar}) \quad (3)$$

DDPM-based approaches include CycleDiffusion(Wu and De la Torre 2023) and Edit-Friendly DDPM(Huberman-Spiegelglas, Kulikov, and Michaeli 2024). This kind of method leverages the stochastic nature of the DDPM sampling process—specifically, the stochastic noise injected at each diffusion step—to preserve the characteristics of the original input. By adding noise to the original input and storing intermediate latent states at each step, the model can compute the corresponding stochastic noise components (Eq.4, $\mu_t(x_t)$ is the calculated expectation of x_t , σ_t is the hyperparameter), which are then reused during the denoising process under the modified prompt to retain original content. Edit-Friendly DDPM further improves by altering the noise injection mechanism so that the noise added at each timestep is independent, thereby enhancing editing controllability and performance(Huberman-Spiegelglas, Kulikov, and Michaeli 2024). ZETA Editing(Manor and Michaeli 2024) is the first known method to apply DDPM inversion to audio editing, demonstrating superior results compared to SDEdit- and DDIM-inversion-based methods.

$$\mathbf{z}_t = (\mathbf{x}_{t-1} - \mu_t(\mathbf{x}_t)) / \sigma_t, \quad t = T, \dots, 1 \quad (4)$$

Supervised Audio Editing Models

In contrast to training-free methods, supervised audio editing approaches rely on explicitly constructed editing datasets and can be broadly divided into non-autoregressive and autoregressive paradigms. Models such as Audit and InstructME employ latent diffusion models conditioned on audio-text multimodal inputs. They utilize specialized conditioning mechanisms and position-aware loss functions to enable end-to-end training on pseudo-labeled editing pairs or instrument transfer datasets, achieving effective editing performance (Wang et al. 2023b; Han et al. 2023). On the

other hand, autoregressive approaches generate edited audio by conditioning on discrete audio-text representations of the original content and edit instructions as context. Representative models like MusicGen and Instruction-MusicGen adopt transformer-based decoders to sequentially synthesize edited audio (Copet et al. 2023; Zhang et al. 2024a). While these models benefit from strong language-audio alignment and high generation quality, they often struggle with temporal inconsistencies between the original and edited audio.

Automatic Evaluation for Speech, Music and Audio

Automatic subjective evaluation plays a vital role in assessing AI-generated outputs by simulating human perception in a scalable and repeatable manner. Compared to purely objective metrics, it provides a more intuitive and comprehensive measure of perceptual quality. A well-designed evaluator not only aligns with human preferences but also guides the development of future generative models. In the speech domain, automatic Mean Opinion Score (MOS) prediction has been widely adopted to evaluate tasks such as Text-to-Speech (Cooper et al. 2022; Wang et al. 2023a, 2024), Text-to-Voice (Tang et al. 2024), and speech enhancement(Reddy, Gopal, and Cutler 2021; Mittag et al. 2021; Chen et al. 2022). These models have shown promising results and effectively complement traditional objective metrics.

In contrast, automatic evaluation for audio and music remains more challenging due to the greater content diversity—from natural sound events to complex musical structures—and the inherently looser alignment between audio and textual descriptions compared to the tighter correspondence in speech-transcription pairs. To address these challenges, MusicEval(Liu et al. 2025) is the first known framework to provide automatic scoring for music generation. It constructs a high-quality evaluation dataset and trains scoring models to assess both overall quality and text relevance, achieving strong correlation with human judgments. Meanwhile, Meta’s Audiobox Aesthetics(Tjandra et al. 2025) proposes a unified framework for speech, music, and audio evaluation, defining four core aesthetic dimensions that collectively provide a comprehensive and structured standard for automatic audio assessment from an aesthetic perspective.

Data Collection

Basic Information of AuditScore

AuditScore is a human-annotated dataset comprising 6,360 pairs of original and edited audio samples, totaling 35.3 hours in duration. These samples are generated using 23 distinct system configurations across seven representative audio editing approaches: SDEdit (Meng et al.), DDIM (Ho, Jain, and Abbeel 2020; Song, Meng, and Ermon 2020), Edit-Friendly DDPM (Huberman-Spiegelglas, Kulikov, and Michaeli 2024; Manor and Michaeli 2024), CycleDiffusion (Wu and De la Torre 2023), AP-adaptor (Tsai et al. 2024), MusicGen (Copet et al. 2023), and Human Edit(manual editing). For diffusion-based methods (SDEdit, DDIM, Edit-Friendly DDPM, and CycleDiffusion), we adopt two state-of-the-art generative backbones—Tango2 (Majumder et al. 2024) and Auffusion (Xue et al. 2024)—to synthesize the

Table 1: Subjective evaluation result. Detailed distribution of difference editing types is presented in AppendixH .

Editing Model or Method	Generative TTA Backbone	Timesteps	System ID	Mean Scores		
				Quality	Relevance	Faithfulness
SDEdit	Tango2	75	sys1	3.621	2.896	3.699
		125	sys2	3.622	3.420	3.375
		175	sys3	3.548	3.503	2.893
	Auffusion	75	sys4	3.602	3.268	3.426
		125	sys5	3.487	3.461	2.885
		175	sys6	3.492	3.531	2.742
DDIM Inversion	Tango2	200	sys7	3.420	2.791	3.489
	Auffusion	200	sys8	3.867	3.447	3.441
Edit-friendly DDPM Inversion (ZETA)	Tango2	75	sys9	3.658	3.330	3.641
		125	sys10	3.684	3.354	3.479
		175	sys11	3.655	3.593	3.408
	Auffusion	75	sys12	3.639	3.029	3.483
		125	sys13	3.687	3.431	3.417
		175	sys14	3.669	3.432	3.167
CycleDiffusion DDPM Inversion	Tango2	75	sys15	3.592	2.848	3.595
		125	sys16	3.445	3.184	3.313
		175	sys17	3.293	3.146	3.054
	Auffusion	75	sys18	3.463	2.922	3.423
		125	sys19	3.360	3.103	3.047
		175	sys20	3.262	3.159	2.893
AP-adapter	Audioldm2	-	sys21	3.353	2.857	2.653
Musicgen	-	-	sys22	3.208	2.968	2.693
Human Edit	-	-	sys23	3.883	3.878	3.988

edited audio. To further promote diversity and enhance model generalization, each configuration is instantiated with three inversion timesteps (75, 125, and 175 out of 200), allowing finer control over the degree of editing. This setup is specifically applied to SDEdit, Edit-Friendly DDPM, and CycleDiffusion to explore a wider range of editing intensities and semantic variations.

To construct a representative and diverse dataset, we began by selecting original audio samples and corresponding captions from the AudioCaps dataset (Kim et al. 2019). Captions were clustered into 100 semantic groups using GTE-Large text embeddings (Li et al. 2023), from which 2–3 audio samples were manually selected per cluster. For each selected audio, we crafted three types of editing instructions—Addition, Deletion, and Replacement—yielding a shared pool of 240 instructions across all systems. Additionally, several representative systems were assigned 30 unique instructions to further increase variation in editing scenarios. In total, AuditScore covers over 200 distinct audio event types, with editing operations introducing more than 150 novel events. The rich variety of methods, model architectures, editing parameter settings, and content diversity enables AuditScore to capture a wide spectrum of editing be-

haviors, audio qualities, and modeling challenges—making it a comprehensive and robust benchmark for training and evaluating audio editing evaluation models.

To assess the edited audio samples generated by these 23 systems, we conducted a large-scale subjective listening study involving **five domain experts** with extensive experience in audio dataset curation and perceptual evaluation. Each expert independently rated the editing audio pairs along three key perceptual dimensions: **Quality**, **Relevance**, and **Faithfulness**. The final rating for each system was computed as the average of expert scores across all three dimensions. A comprehensive summary of system IDs and their evaluation results is presented in Table 1.

Scoring Protocol and Analysis

To comprehensively evaluate audio editing performance, we adopt a three-dimensional scoring protocol encompassing **Quality**, **Relevance**, and **Faithfulness**. These dimensions are informed by established perceptual evaluation methodologies—such as MOS (Mean Opinion Score), CMOS (Comparison MOS)(Loizou 2011), and semantic alignment assessments—while tailored specifically for the nuances of audio editing. Detailed annotation guidelines were devel-

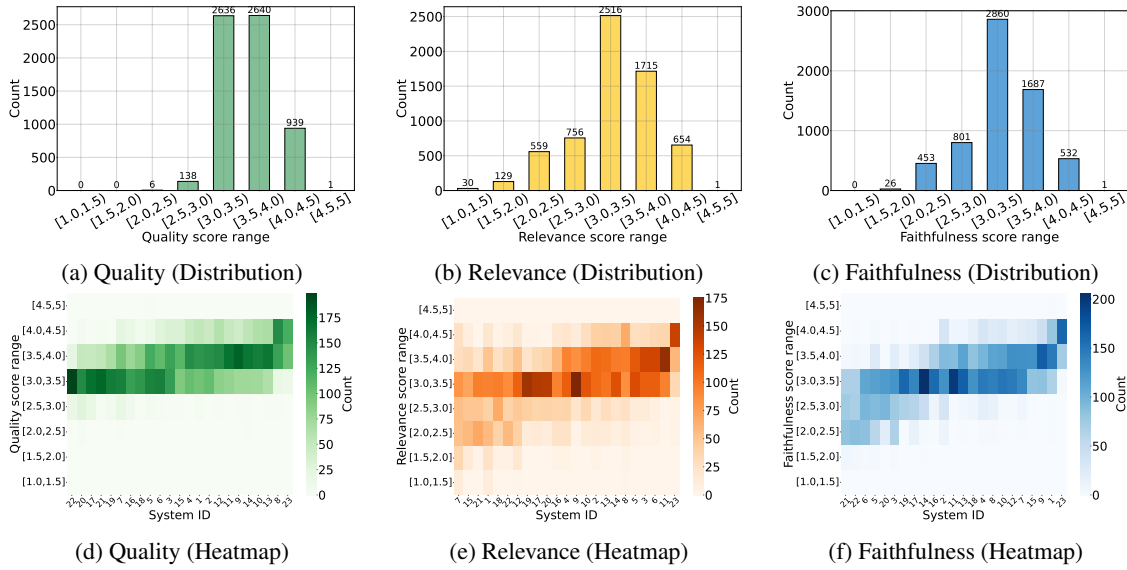


Figure 1: Comparison of quality, relevance, and faithfulness across all systems and annotation types. Top: score distribution across samples. Bottom: system-level heatmaps from AuditScore.

oped to ensure consistency across expert raters while preserving flexibility for nuanced perceptual judgments. The scoring scales are defined as follows (Additional scoring rubrics and details can be found in Appendix A):

- **Quality** — Assesses the overall semantic correctness and acoustic integrity of the edited audio: (1) About the Same / Even Better, (2) Slightly Worse, (3) Noticeably Worse, (4) Much Worse, (5) Severely Degraded.
- **Relevance** — Measures how well the edited audio semantically matches the editing instruction and target description: (1) Excellent Match, (2) Good Match, (3) Partial Match, (4) Poor Match, (5) Mismatch.
- **Faithfulness** — Evaluates the preservation of unedited content from the original audio in terms of rhythm, timing, loudness, and overall style: (1) Perfectly Faithful, (2) Mostly Faithful, (3) Partially Faithful, (4) Minimally Faithful, (5) Not Faithful.

Figure 1a–c show the distribution of scores across the three dimensions. The scores for Quality, Relevance, and Faithfulness each approximately follow a normal distribution, indicating that our scoring criteria provide a balanced and well-calibrated assessment scale. Notably, quality scores are slightly skewed toward higher values, reflecting that most editing systems tend to preserve audio quality easily, while still facing challenges in precisely executing editing instructions and maintaining content fidelity.

Figure 1b–d further visualize performance across different systems. Notably, Human Editing consistently achieves the highest ratings in all dimensions, establishing an upper bound for automated models. Interestingly, some systems (e.g., sys3, sys5, and sys6) achieve high relevance scores, indicating strong alignment with the editing instructions, yet score lower in faithfulness—highlighting a common trade-off in current models between effective editing and content

preservation. This analysis underscores the remaining gap between human and machine editing and suggests a clear direction for future model improvement.

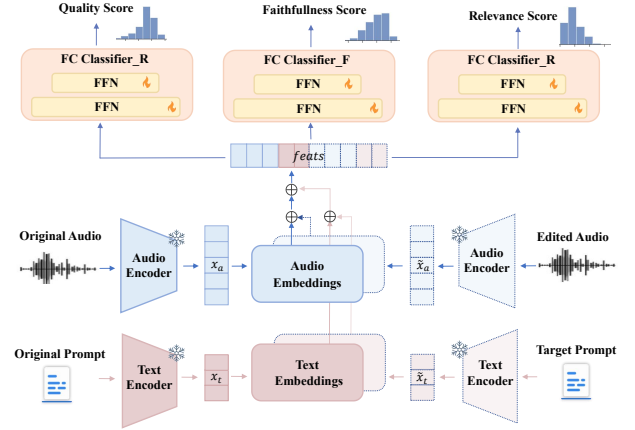


Figure 2: The overall architecture of AuditEval.

Method

AuditEval: An Automatic Evaluation Model

Based on our newly curated AuditScore dataset, we develop AuditEval—an automatic MOS-style evaluation model for audio editing built upon the MusicEval framework. AuditEval processes two groups of inputs: the original audio paired with its edited version, and the corresponding textual descriptions of the audio before and after editing, respectively. It outputs three scalar scores reflecting the key evaluation dimensions: **Quality**, **Relevance**, and **Faithfulness**. To ac-

Table 2: Performance of the proposed model on the AuditScore dataset at system and utterance levels across three dimensions.

Dimension	System-level				Utterance-level			
	MSE↓	LCC↑	SRCC↑	KATU↑	MSE↓	LCC↑	SRCC↑	KATU↑
Quality Score	0.0595	0.6101	0.7004	0.5516	0.1474	0.3318	0.3306	0.2462
Relevance Score	0.0962	0.6196	0.6472	0.4783	0.2963	0.4105	0.3991	0.2886
Faithfulness Score	0.0726	0.8460	0.8809	0.7024	0.2217	0.5327	0.5171	0.3791

Table 3: Comparison of pseudo-parallel data quality before and after filtering. **Objective metrics** include $CLAP_t$ (cross-modal similarity between edited audio and target text), $CLAP_a$ (similarity between edited audio and target audio), IS, FAD, FD, and KL divergence (all measuring distributional similarity between edited and original audio). **Subjective metrics** are predicted human preference scores from AuditEval, used to compare perceived quality and reveal discrepancies with objective measures.

Dataset	Objective						Subjective (Automatic)		
	$CLAP_t(\%)\uparrow$	$CLAP_a(\%)\uparrow$	IS↑	FAD↓	FD↓	KL↓	Quality*↑	Relevance*↑	Faithfulness*↑
Random1	48.70	82.73	12.23	0.2859	3.207	0.6913	3.365	3.281	3.114
Random2	48.47	82.69	12.23	0.2816	3.197	0.6892	3.365	3.283	3.114
Random3	48.76	82.73	12.20	0.2830	3.205	0.6867	3.366	3.281	3.114
Filtered	49.43	82.76	12.61	0.4587	4.356	0.6783	3.626	3.694	3.493

count for the different learning complexities across these dimensions, AuditEval employs three independently trained decoding heads, each specialized for predicting one specific score. This simple yet effective design represents a minimal adaptation of the MusicEval framework (see Figure 2), with modest architectural changes and some optimization efforts, while still achieving balanced and reliable predictions across all evaluation aspects.

Pseudo-parallel Data Filtering

Due to the lack of well-established supervised datasets for audio editing, we construct a large-scale (500,000 pairs, 2700h) **Pseudo-parallel Audio Editing Dataset** following the methodologies of AUDIT (Wang et al. 2023b) and InstructME (Han et al. 2023), and further enhance it using our automatic scoring model, AuditEval. The dataset consists of synthetic audio tuples (A, B, C, A+B, A+C), where Audio A is sampled from clustered AudioCaps (Kim et al. 2019) descriptions, and B/C are single-event clips paired with semantically similar prompts. These are reorganized into instruction-based triplets for **Addition**, **Deletion**, and **Replacement** tasks. A rule-based strategy is used to mix the audio and construct corresponding textual instructions, aiming to maintain acoustic coherence and semantic plausibility. Details are provided in AppendixB.

However, this kind of rule-based concatenation introduces several limitations: (1) the quality and prompt relevance of individual audio elements are inconsistent; (2) the insertion positions in the background audio are often suboptimal—even when attempting to insert at quieter regions, the resulting mixtures can sound unnatural and make it difficult to distinguish the editing change; (3) the randomly selected A/B/C combinations can be semantically implausible—for example, inserting the sound of paper rustling into a battle-field recording, or replacing male speech with a toilet flushing sound, etc. To address these issues, we apply AuditEval to automatically evaluate and filter synthesized audio editing

pairs based on scoring criteria informed by AuditScore. Because AuditScore covers almost all mainstream editing operations including mixing, this filtering is expected to improve data quality and semantic plausibility, advancing toward a practical and scalable supervised dataset (see AppendixC).

Experiments

Dataset and Metrics

For the automatic evaluation of audio editing, we employ our proposed AuditEval model and train it on the curated AuditScore dataset using a fixed 9:1 train-test split. The dataset will be publicly released to facilitate reproducibility. We report the Mean Squared Error (MSE) at both the utterance and system levels to quantify prediction accuracy. To evaluate consistency with human judgments, we additionally report the Linear Correlation Coefficient (LCC), Spearman’s Rank Correlation Coefficient (SRCC), and Kendall’s Tau Correlation Coefficient (KTAU)(Cooper et al. 2022), which capture linear and rank-based relationships between predicted scores and ground-truth annotations. For the task of selecting high-quality pseudo-parallel audio editing data, we conduct exploratory experiments with objective evaluations to compare the audio quality before and after filtering. Referring to typical training data scales, we retain the top 15% of data for comparison. Specifically, we adopt FAD, FD, and KL, following the methodology of (Liu et al. 2023), to assess the distributional similarity between audio sets. Additionally, we use the CLAP Score to evaluate cross-modal alignment between audio and corresponding descriptions.

Results and Analysis

We first evaluate the effectiveness of our automatic evaluation model, AuditEval, which is trained on the curated AuditScore dataset. Table 2 presents the evaluation results at both the system and utterance levels.

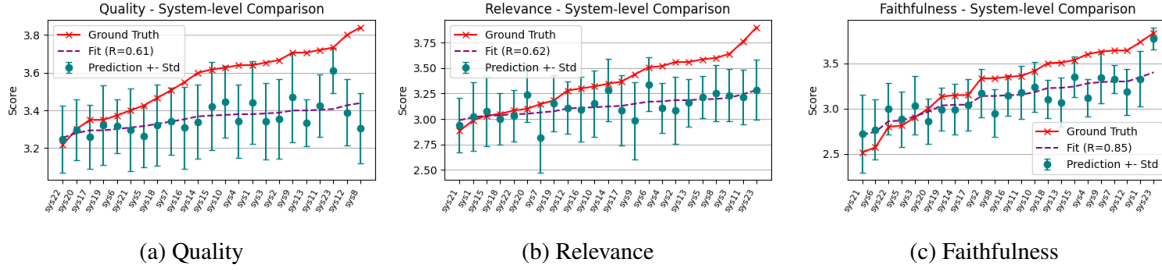


Figure 3: System-level comparison between AuditEval predictions and human ratings across three evaluation aspects.

At the system level, the mean squared error (MSE) between AuditEval predictions and human ratings remains impressively low—below 0.1 on a 1–5 scale—across all evaluation dimensions. Meanwhile, the linear correlation coefficient (LCC) exceeds 0.6 in every case. Notably, Faithfulness achieves an LCC of 0.84, indicating strong agreement with human judgments. As illustrated in Figure 3, AuditEval effectively ranks different models according to their performance, particularly in terms of executing editing intentions (Relevance) and preserving unedited content (Faithfulness). These results demonstrate that AuditEval successfully fulfills its goal of bridging the evaluation gap in audio editing by providing a scalable and repeatable MOS-style assessment tool to support model comparison and benchmarking.

At the utterance level, the mean squared error (MSE) between AuditEval predictions and human ratings remains below 0.3 (on a 1–5 scale) across all dimensions, with the linear correlation coefficient (LCC) exceeding 0.3 in each case, indicating positive correlation (see Figure 3). Compared to system-level evaluation, utterance-level prediction is inherently more challenging due to increased variability. Nevertheless, AuditEval achieves relatively low MSE values and maintains a reasonable correlation with human judgments, demonstrating its ability to approximate human perception at finer granularity. Importantly, the closeness of AuditEval’s predictions to human ratings in absolute terms lays a solid foundation for downstream applications such as automatic utterance-level filtering or selection.

Among the three dimensions, Faithfulness consistently achieves the highest performance, both at the system and utterance levels. This indicates that the model is relatively effective in evaluating whether the unedited content is preserved after editing. In contrast, Relevance and Quality are more challenging to predict accurately, as they require a deeper joint understanding of both the original and edited audio-text pairs. Unlike standard audio generation evaluation—which typically involves assessing a single audio clip against its corresponding text—audio editing evaluation introduces an additional layer of semantic and acoustic reasoning across paired inputs.

To further assess the effectiveness of our proposed filtering strategy for the Pseudo-parallel Audio Editing Dataset, we compare the quality of three randomly sampled subsets (Random1-3) against a curated subset (Filtered) using standard objective metrics. As shown in Table 3, the Filtered subset outperforms three random baselines across most

of the metrics, achieving the highest CLAP-based semantic alignment (CLAP_t: 49.43%, CLAP_a: 82.76%), as well as superior IS (12.61) and KL (0.6783) scores. These re-

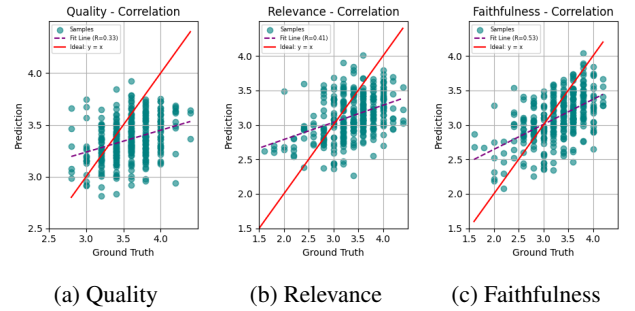


Figure 4: Utterance-level fit between AuditEval predictions and human ratings across three evaluation aspects.

sults demonstrate that the proposed filtering process significantly improves semantic consistency and editing quality in the pseudo-parallel data.

Nevertheless, certain objective quality metrics, such as FAD and FD, do not fully capture the improvements brought by our filtering strategy. Interestingly, the Filtered subset exhibits noticeably worse FAD and FD scores compared to the random subsets. This discrepancy underscores a fundamental divergence in the focus of subjective and objective evaluations: while human judgments are more attuned to high-level semantic attributes—such as relevance, coherence, and editing accuracy—objective metrics like FAD and FD measure more low-level acoustic properties and may even surpass human perception in such fine-grained distinctions. This distinction explains why semantically grounded metrics (e.g., CLAP, IS) align more closely with human evaluations, whereas acoustic metrics tend to diverge. Therefore, subjective evaluation remains a vital and complementary tool for assessing editing quality, particularly in semantically rich tasks.

Conclusion

In this paper, we address the longstanding challenge of evaluating audio editing systems by introducing *AuditEval*, a scalable framework for automatic MOS-style assessment. Through the construction of the *AuditScore* benchmark and the development of the AuditEval model, we enable accurate

and efficient quality estimation across multiple dimensions. Furthermore, we demonstrate the practical utility of AuditEval by applying it to curate a high-quality pseudo-parallel dataset, which effectively leads to tangible improvements in data quality. Overall, our work lays a solid foundation for future research in both evaluation and data construction for audio editing.

References

2002. Musical genre classification of audio signals. *IEEE Transactions on speech and audio processing*, 10(5): 293–302.
2024. Wavcraft: Audio editing and generation with natural language prompts. ICLR 2024 Workshop on LLM Agents.
- Agostinelli, A.; Denk, T. I.; Borsos, Z.; Engel, J.; Verzetti, M.; Caillon, A.; Huang, Q.; Jansen, A.; Roberts, A.; Tagliasacchi, M.; et al. 2023. Musiclm: Generating music from text. *arXiv preprint arXiv:2301.11325*.
- Chen, K.; Wu, Y.; Liu, H.; Nezhurina, M.; Berg-Kirkpatrick, T.; and Dubnov, S. 2024. Musicldm: Enhancing novelty in text-to-music generation using beat-synchronous mixup strategies. In *ICASSP 2024-2024 IEEE International Conference on Acoustics, Speech and Signal Processing (ICASSP)*, 1206–1210. IEEE.
- Chen, L.; Ren, X.; Zhang, X.; Zheng, X.; Zhang, C.; Guo, L.; and Yu, B. 2022. Impairment Representation Learning for Speech Quality Assessment. In *Proc. Interspeech 2022*, 3323–3327.
- Cooper, E.; Huang, W.-C.; Toda, T.; and Yamagishi, J. 2022. Generalization ability of MOS prediction networks. In *ICASSP 2022-2022 IEEE International Conference on Acoustics, Speech and Signal Processing (ICASSP)*, 8442–8446. IEEE.
- Copet, J.; Kreuk, F.; Gat, I.; Remez, T.; Kant, D.; Synnaeve, G.; Adi, Y.; and Défossez, A. 2023. Simple and controllable music generation. *Advances in Neural Information Processing Systems*, 36: 47704–47720.
- Drossos, K.; Lipping, S.; and Virtanen, T. 2020. Clotho: An audio captioning dataset. In *ICASSP 2020-2020 IEEE International Conference on Acoustics, Speech and Signal Processing (ICASSP)*, 736–740. IEEE.
- Elizalde, B.; Deshmukh, S.; Al Ismail, M.; and Wang, H. 2023. Clap learning audio concepts from natural language supervision. In *ICASSP 2023-2023 IEEE International Conference on Acoustics, Speech and Signal Processing (ICASSP)*, 1–5. IEEE.
- Gemmeke, J. F.; Ellis, D. P.; Freedman, D.; Jansen, A.; Lawrence, W.; Moore, R. C.; Plakal, M.; and Ritter, M. 2017. Audio set: An ontology and human-labeled dataset for audio events. In *2017 IEEE international conference on acoustics, speech and signal processing (ICASSP)*, 776–780. IEEE.
- Ghosal, D.; Majumder, N.; Mehrish, A.; and Poria, S. 2023. Text-to-audio generation using instruction guided latent diffusion model. In *Proceedings of the 31st ACM International Conference on Multimedia*, 3590–3598.
- Han, B.; Dai, J.; Hao, W.; He, X.; Guo, D.; Chen, J.; Wang, Y.; Qian, Y.; and Song, X. 2023. Instructme: An instruction guided music edit and remix framework with latent diffusion models. *arXiv preprint arXiv:2308.14360*.
- Ho, J.; Jain, A.; and Abbeel, P. 2020. Denoising diffusion probabilistic models. *Advances in neural information processing systems*, 33: 6840–6851.
- Huang, R.; Huang, J.; Yang, D.; Ren, Y.; Liu, L.; Li, M.; Ye, Z.; Liu, J.; Yin, X.; and Zhao, Z. 2023. Make-an-audio: Text-to-audio generation with prompt-enhanced diffusion models. In *International Conference on Machine Learning*, 13916–13932. PMLR.
- Huberman-Spiegelglas, I.; Kulikov, V.; and Michaeli, T. 2024. An edit friendly ddpm noise space: Inversion and manipulations. In *Proceedings of the IEEE/CVF Conference on Computer Vision and Pattern Recognition*, 12469–12478.
- Hung, C.-Y.; Majumder, N.; Kong, Z.; Mehrish, A.; Bagherzadeh, A. A.; Li, C.; Valle, R.; Catanzaro, B.; and Poria, S. 2024. TangoFlux: Super Fast and Faithful Text to Audio Generation with Flow Matching and Clap-Ranked Preference Optimization. *arXiv preprint arXiv:2412.21037*.
- Jia, Y.; Chen, Y.; Zhao, J.; Zhao, S.; Zeng, W.; Chen, Y.; and Qin, Y. 2025. Audioeditor: A training-free diffusion-based audio editing framework. In *ICASSP 2025-2025 IEEE International Conference on Acoustics, Speech and Signal Processing (ICASSP)*, 1–5. IEEE.
- Kim, C. D.; Kim, B.; Lee, H.; and Kim, G. 2019. Audio-caps: Generating captions for audios in the wild. In *Proceedings of the 2019 Conference of the North American Chapter of the Association for Computational Linguistics: Human Language Technologies, Volume 1 (Long and Short Papers)*, 119–132.
- Kreuk, F.; Synnaeve, G.; Polyak, A.; Singer, U.; Défossez, A.; Copet, J.; Parikh, D.; Taigman, Y.; and Adi, Y. ????. AudioGen: Textually Guided Audio Generation. In *The Eleventh International Conference on Learning Representations*.
- Li, Z.; Zhang, X.; Zhang, Y.; Long, D.; Xie, P.; and Zhang, M. 2023. Towards general text embeddings with multi-stage contrastive learning. *arXiv preprint arXiv:2308.03281*.
- Liu, C.; Wang, H.; Zhao, J.; Zhao, S.; Bu, H.; Xu, X.; Zhou, J.; Sun, H.; and Qin, Y. 2025. MusicEval: A Generative Music Corpus with Expert Ratings for Automatic Text-to-Music Evaluation. *arXiv preprint arXiv:2501.10811*.
- Liu, H.; Chen, Z.; Yuan, Y.; Mei, X.; Liu, X.; Mandic, D.; Wang, W.; and Plumbley, M. D. 2023. AudioLDM: Text-to-Audio Generation with Latent Diffusion Models. In *International Conference on Machine Learning*, 21450–21474. PMLR.
- Liu, H.; Wang, J.; Li, X.; Huang, R.; Liu, Y.; Xu, J.; and Zhao, Z. 2024a. MEDIC: Zero-shot Music Editing with Disentangled Inversion Control. *arXiv preprint arXiv:2407.13220*.
- Liu, H.; Yuan, Y.; Liu, X.; Mei, X.; Kong, Q.; Tian, Q.; Wang, Y.; Wang, W.; Wang, Y.; and Plumbley, M. D. 2024b.

- Audioldm 2: Learning holistic audio generation with self-supervised pretraining. *IEEE/ACM Transactions on Audio, Speech, and Language Processing*.
- Loizou, P. C. 2011. Speech quality assessment. In *Multi-media analysis, processing and communications*, 623–654. Springer.
- Majumder, N.; Hung, C.-Y.; Ghosal, D.; Hsu, W.-N.; Mihalcea, R.; and Poria, S. 2024. Tango 2: Aligning diffusion-based text-to-audio generations through direct preference optimization. In *Proceedings of the 32nd ACM International Conference on Multimedia*, 564–572.
- Manor, H.; and Michaeli, T. 2024. Zero-shot unsupervised and text-based audio editing using DDPM inversion. In *Proceedings of the 41st International Conference on Machine Learning*, 34603–34629.
- Mei, X.; Meng, C.; Liu, H.; Kong, Q.; Ko, T.; Zhao, C.; Plumbley, M. D.; Zou, Y.; and Wang, W. 2024. Wavcaps: A chatgpt-assisted weakly-labelled audio captioning dataset for audio-language multimodal research. *IEEE/ACM Transactions on Audio, Speech, and Language Processing*.
- Meng, C.; He, Y.; Song, Y.; Song, J.; Wu, J.; Zhu, J.-Y.; and Ermon, S. ??? SDEdit: Guided Image Synthesis and Editing with Stochastic Differential Equations. In *International Conference on Learning Representations*.
- Mittag, G.; Naderi, B.; Chehadi, A.; and Möller, S. 2021. NISQA: A Deep CNN-Self-Attention Model for Multidimensional Speech Quality Prediction with Crowdsourced Datasets. *Interspeech 2021*.
- Mokady, R.; Hertz, A.; Aberman, K.; Pritch, Y.; and Cohen-Or, D. 2023. Null-text inversion for editing real images using guided diffusion models. In *Proceedings of the IEEE/CVF Conference on Computer Vision and Pattern Recognition*, 6038–6047.
- Paissan, F.; Della Libera, L.; Wang, Z.; Ravanelli, M.; Smaragdis, P.; and Subakan, C. 2023. Audio editing with non-rigid text prompts. *arXiv preprint arXiv:2310.12858*.
- Piczak, K. J. 2015. ESC: Dataset for environmental sound classification. In *Proceedings of the 23rd ACM international conference on Multimedia*, 1015–1018.
- Reddy, C. K.; Gopal, V.; and Cutler, R. 2021. DNSMOS: A non-intrusive perceptual objective speech quality metric to evaluate noise suppressors. In *ICASSP 2021-2021 IEEE International Conference on Acoustics, Speech and Signal Processing (ICASSP)*, 6493–6497. IEEE.
- Roblek, D.; Kilgour, K.; Sharifi, M.; and Zuluaga, M. 2019. Fr’echet Audio Distance: A Reference-free Metric for Evaluating Music Enhancement Algorithms. In *Proc. Interspeech*, 2350–2354.
- Song, J.; Meng, C.; and Ermon, S. 2020. Denoising Diffusion Implicit Models. In *International Conference on Learning Representations*.
- Tang, Y.; Shi, J.; Wu, Y.; and Jin, Q. 2024. Singmos: An extensive open-source singing voice dataset for mos prediction. *arXiv preprint arXiv:2406.10911*.
- Tjandra, A.; Wu, Y.-C.; Guo, B.; Hoffman, J.; Ellis, B.; Vyas, A.; Shi, B.; Chen, S.; Le, M.; Zacharov, N.; et al. 2025. Meta Audiobox Aesthetics: Unified Automatic Quality Assessment for Speech, Music, and Sound. *arXiv preprint arXiv:2502.05139*.
- Tsai, F.-D.; Wu, S.-L.; Kim, H.; Chen, B.-Y.; Cheng, H.-C.; and Yang, Y.-H. 2024. Audio Prompt Adapter: Unleashing Music Editing Abilities for Text-to-Music with Lightweight Finetuning. *arXiv preprint arXiv:2407.16564*.
- Wang, H.; Zhao, S.; Zheng, X.; and Qin, Y. 2023a. RAMP: Retrieval-Augmented MOS Prediction via Confidence-based Dynamic Weighting. In *INTERSPEECH*.
- Wang, H.; Zhao, S.; Zhou, J.; Zheng, X.; Sun, H.; Wang, X.; and Qin, Y. 2024. Uncertainty-Aware Mean Opinion Score Prediction. In *Proc. Interspeech 2024*, 1215–1219.
- Wang, Y.; Ju, Z.; Tan, X.; He, L.; Wu, Z.; Bian, J.; et al. 2023b. Audit: Audio editing by following instructions with latent diffusion models. *Advances in Neural Information Processing Systems*, 36: 71340–71357.
- Wu, C. H.; and De la Torre, F. 2023. A latent space of stochastic diffusion models for zero-shot image editing and guidance. In *Proceedings of the IEEE/CVF International Conference on Computer Vision*, 7378–7387.
- Xu, M.; Li, C.; Zhang, D.; Su, D.; Liang, W.; and Yu, D. 2024. Prompt-guided precise audio editing with diffusion models. In *Proceedings of the 41st International Conference on Machine Learning*, 55126–55143.
- Xue, J.; Deng, Y.; Gao, Y.; and Li, Y. 2024. Auffusion: Leveraging the power of diffusion and large language models for text-to-audio generation. *IEEE/ACM Transactions on Audio, Speech, and Language Processing*.
- Zhang, Y.; Ikemiya, Y.; Choi, W.; Murata, N.; Ramírez, M. A. M.; Lin, L.; Xia, G.; Liao, W.-H.; Mitsufuji, Y.; and Dixon, S. 2024a. Instruct-MusicGen: Unlocking Text-to-Music Editing for Music Language Models via Instruction Tuning. *CoRR*.
- Zhang, Y.; Ikemiya, Y.; Xia, G.; Murata, N.; Martínez-Ramírez, M. A.; Liao, W.-H.; Mitsufuji, Y.; and Dixon, S. 2024b. MusicMagus: zero-shot text-to-music editing via diffusion models. In *Proceedings of the Thirty-Third International Joint Conference on Artificial Intelligence*, 7805–7813.

Appendix

A. Details of Scoring Criteria Specification

Here, we present details about **Scoring Criteria Specification**. As described in the main text, we evaluate audio editing quality across three dimensions: **Quality**, **Relevance**, and **Faithfulness**. We establish detailed scoring criteria to ensure consistent and meaningful annotations. These guidelines integrate established evaluation practices including *MOS* for perceived quality, *CMOS* for relative assessment, and *text-audio alignment* for semantic consistency. The detailed specifications for these three evaluation dimensions are presented below. Each dimension is scored on a 5-point scale (1-5), where higher values indicate better performance.

Quality score reflects how well the edited audio aligns with the editing instruction and target description, in terms of semantic correctness and execution:

- 5 - About the Same/Even Better: The edited audio is on par with or even better than the original in terms of intelligibility, fluency, and background noise.
- 4 - Slightly Worse: At most one aspect (e.g., mild mechanical artifact or minor increase in noise) is slightly degraded, but overall listening quality remains unaffected.
- 3 - Noticeably Worse: At least two aspects show moderate degradation, or one aspect is clearly degraded. Artifacts such as robotic tone, discontinuities, or increased noise may affect understanding in some segments but remain tolerable.
- 2 - Much Worse: Significant degradation in at least two aspects, with noticeable artifacts severely affecting naturalness and intelligibility.
- 1 - Badly Damaged: Severe issues across all aspects, such as overwhelming noise, harsh distortions, or unintelligible content, rendering the audio difficult to comprehend.

Relevance score reflects how well the edited audio aligns with the editing instruction and target description, in terms of semantic correctness and execution:

- 5 - Excellent Match: The edit perfectly matches the described intent. For Addition, the added event feels natural and contextually appropriate. For Deletion, the targeted event is successfully removed without leaving any noticeable residue. For Replacement, the substituted content is fluent and coherent, maintaining the overall auditory experience.
- 4 - Good Match: Overall alignment is correct, but there may be minor imperfections, such as slightly abrupt additions or faint remnants after deletion.
- 3 - Partial Match: The general category or type of edit is correct, but details may be awkward or somewhat misaligned with the description.
- 2 - Poor Match: The edit loosely corresponds to the intent, but contains semantic inaccuracies or unnatural execution that hampers comprehension.
- 1 - Mismatch: The edited content fails to reflect the described intent, with missing, incorrect, or misleading modifications.

Faithfulness criterion evaluates how well the unedited portions of the audio are preserved in terms of rhythm, sequence, loudness, and overall style:

- 5 - Perfectly Faithful: Unedited segments are completely preserved. Prosody, order, and audio style remain fully consistent with the original.
- 4 - Mostly Faithful: Slight variation in loudness or subtle stylistic shifts may occur, but prosody and content are largely preserved.
- 3 - Partially Faithful: Noticeable changes in rhythm or sequence are present, though the overall style remains similar. Minor alterations in the unedited content may be perceptible.
- 2 - Low Faithfulness: Major changes in prosody, ordering, or style, with only a few elements traceable to the original.
- 1 - Not Faithful: The edited audio bears little or no resemblance to the original; unedited content is altered significantly or missing altogether.

B. Details of Pseudo-Parallel Audio Editing Dataset Construction.

Inspired by AUDIT and InstructME, we also adopt an audio mixing strategy to construct our **Pseudo-Parallel Audio Editing Dataset**. The goal of the dataset construction process is to generate a set of audio pairs comprising (A, B, C, A + B, A + C), which serves as the foundation for subsequent audio editing tasks. For audio types A, we collected over 45,000 audio prompts from the AudioCaps dataset (Kim et al. 2019). For audio types B and C, we select prompts corresponding to common single-audio events, covering eight broad categories—NaturalSounds, Transportation, IndoorActivities, OutdoorActivities, Animals, Music, Speech and HumanSounds—spanning over 100 distinct sound types. By pairing these prompts in all possible two-way combinations, we obtained 4950 pairs of audio prompts. Then, for each audio prompt pair (B, C), we randomly select 20 audio prompts from the 45,000+ A audio prompts to form combinations, denoted as (A, B, C).

We utilize TangoFlux (Hung et al. 2024) to generate audio based on the (A, B, C) prompts, using a step of 50 and a guide scale of 4.5. The generation rules are as follows:

- **Audio A:** The generated audio has a fixed length of 10 seconds.
- **Audio B:** The duration of the generated audio is randomized, with a duration ranging from 3 to 6 seconds.
- **Audio C:** The duration of the generated audio matches that of the audio B.

Then we present the method used to mix the audio A, B, and C to obtain the audio A+B and A+C. Taking the generation of A+B as an example, let the duration of audio B be denoted as t_B . We apply a sliding window approach to identify the segment in audio A with the lowest energy and a length equal to t_B , which is then selected as the insertion interval for audio B. To reduce the search time, the stride of the sliding window was set to 0.1 seconds. To ensure consistency of volume and alignment of the dynamic range between the

two audio segments, the amplitude of audio B is adjusted. Specifically, peak amplitude normalization is applied to audio B so that its maximum amplitude matches that of audio A, preventing audio B from being either masked by or excessively prominent compared to audio A.

Table 4: Rule-based template for generating A+B audio prompts

Condition	Probability	Sentence Template
$c_i < split_1$	30%	P_B, P_A .
	20%	P_B , followed by P_A .
	20%	P_B , then P_A .
	10%	with P_B, P_A .
	10%	P_B , and P_A .
	5%	After P_B, P_A .
	5%	P_B before P_A .
$c_i > split_2$	30%	P_A, P_B .
	20%	P_A , followed by P_B .
	20%	P_A , then P_B .
	10%	P_A , with P_B .
	10%	P_A , and P_B .
	5%	After P_A, P_B .
	5%	P_A before P_B .
$split_1 \leq c_i \leq split_2$	30%	P_A , with P_B .
	30%	P_A , while P_B .
	20%	P_A, P_B .
	20%	P_A , and P_B .

After completing the audio insertion, we proceed to generate the corresponding audio prompts for A+B and A+C. A rule-based template method is adopted for prompt generation. Taking the generation of the A+B audio prompt as an example, we define two segmentation points, $split_1$ and $split_2$ (with $0 < split_1 < split_2 < 10$). Audio A is then divided into three segments: $[0, split_1)$, $[split_1, split_2]$, and $(split_2, 10]$. Let c_i denote the center point of the inserted audio B. Let $prompt_A$ be the textual description of audio A, and $prompt_B$ that of audio B. The rules for generating the composite audio prompt are summarized in the table 4. The generation rules for the audio prompt corresponding to A+C are identical to those used for A+B. For a 10-second audio segment, we use a $split_1$ of 3 and a $split_2$ of 7. In practice, we observe that the insertion position tends to satisfy either $c_i < split_1$ or $c_i > split_2$, which may be attributed to the inherent generation characteristics of TangoFlux. To ensure a roughly uniform probability of c_i falling into each of the three segments, we introduce a **drop** operation: a portion of the center points c_i that meet the above two conditions are reassigned to a random value within the interval $[split_1, split_2]$.

Following AUDIT, we reorganize the tuples (A, B, C, A + B, A + C) into the format of (instruction, input audio, output audio), which serves as training data for audio editing tasks. Specifically, (Add, A, A + B) and (Add, A, A + C) constitute two training examples for the **add** task; (Delete, A + B, A) and (Delete, A + C, A) constitute two training examples for

the **delete** task; (Replace, A + B, A + C) and (Replace, A + C, A + B) constitute two training examples for the **replace** task.

C. Filtering Strategy of High-Quality Pseudo-parallel Audio Editing Dataset

Table 5: Number of Samples After Each Round of Selection

Selection Stage	Add	Delete	Replace
Original number	198000	198000	198000
After Round 1	59400	59400	59400
After Round 2	40509	48091	45457
After Round 3	30000	30000	30000

Here, we present the filtering strategy of constructing **High-Quality Pseudo-Parallel Audio Editing Dataset**. In AppendixC, the construction of the Pseudo-Parallel Audio Editing Dataset is presented, comprising 60,000 training instances for each of the three editing tasks: Addition, Deletion, and Replacement. We employ our proposed model, AuditEval, to evaluate the dataset across three dimensions (Quality, Relevance, and Faithfulness). Subsequently, based on the scores of these three dimensions, we perform three rounds of filtering on the dataset. The filtering criteria are detailed as follows:

- **Stage 1: Faithfulness-based filtering.** All samples are sorted by their predicted faithfulness scores in descending order. We retain the top 30% of samples as determined by this ranking.
- **Stage 2: Quality thresholding.** Among the retained samples, we further filter out those with predicted quality scores below 3.4.
- **Stage 3: Relevance-based selection.** The remaining samples are ranked by predicted relevance scores, and the top 30,000 samples are selected to form the final dataset.

In practice, we use a quality threshold of 3.40, a faithfulness threshold of 3.2156/3.2813/3.2662 and a relevance threshold of 3.1592/3.4844/3.3441. Table5 illustrates the selection process, where the chosen thresholds approximately eliminate half of the data at each round.

D. User Interface for Subjective Evaluation

To ensure consistency and ease of use during the manual scoring process, we designed a custom web-based interface for subjective evaluation. As shown in Figure 5, the interface presents the original audio, the edited audio, the original prompt, the edited prompt, and, if available, the edit instruction. Annotators are instructed to score each sample along three dimensions—Quality, Relevance, and Faithfulness—following the same evaluation criteria defined in the AuditScore dataset. This standardized interface streamlines the annotation workflow and helps reduce variability in human ratings.

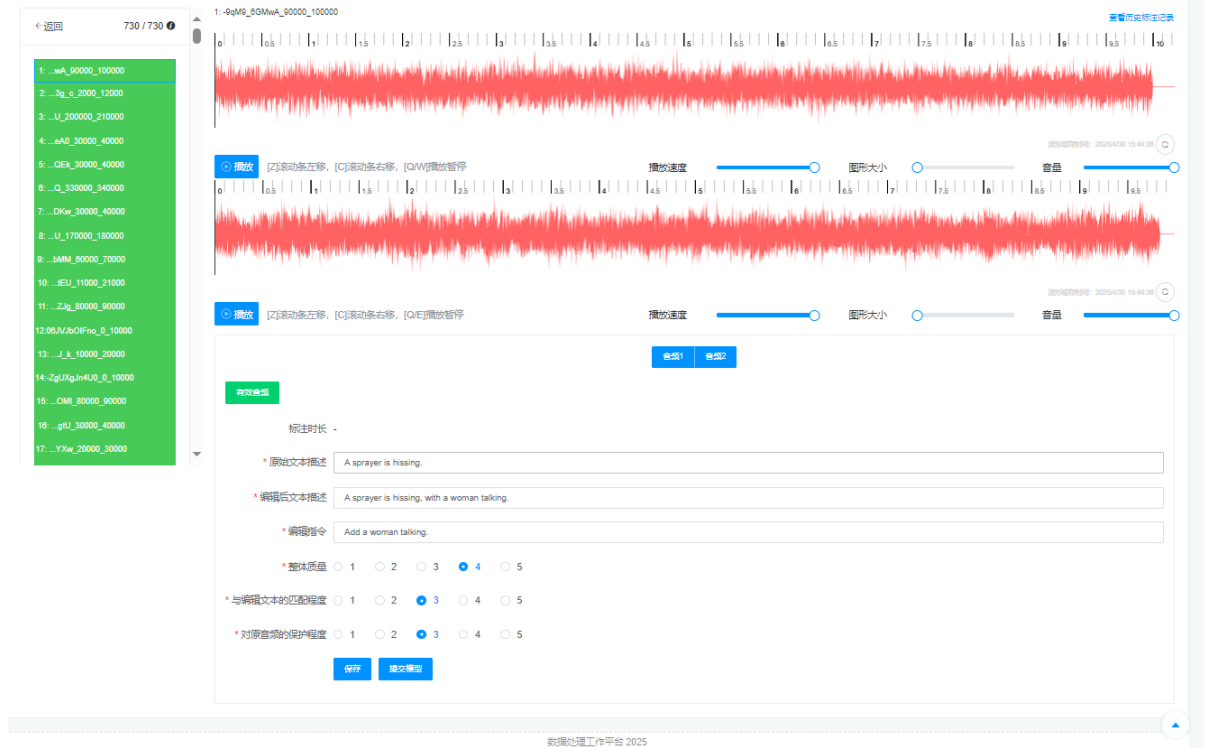


Figure 5: User Interface for Subjective Evaluation.

E. Computational Experiments Details

All experiments were conducted on a single consumer-grade GPU: NVIDIA GeForce RTX 4090. To ensure reproducibility, we fixed all sources of randomness with a global random seed set to 1984.

The AuditEval model was trained using the Adam optimizer with a learning rate of 5×10^{-5} . A learning rate scheduler ReduceLROnPlateau was employed with the following parameters: `mode='min'`, `factor=0.8`, `patience=5`, and `verbose=True`.

The training was performed with a batch size of 256 for training and 64 for validation.

The model consists of three independent regression heads corresponding to the Quality, Relevance, and Faithfulness dimensions, trained for different numbers of epochs: **Qual-**

ity: trained for 50 epochs; **Relevance**: trained for 30 epochs; **Faithfulness**: trained for 35 epochs.

F. Licenses for assets

This work uses publicly available resources. AudioCaps and the audio editing inversion code are released under the MIT License. CLAP pretrained weights are under the CC0-1.0 License. All assets developed in this work—including datasets, checkpoints, training protocols, and code—will be released under the CC BY 4.0 License.

G. Ethics Statement

We employed professional annotators via a third-party commercial provider to ensure consistent and reliable subjective evaluations. Annotators were fairly compensated above local minimum wage in accordance with regional labor laws. They received clear instructions on task objectives, scoring criteria (Quality, Relevance, Faithfulness), and example cases prior to annotation. No personal or sensitive information was collected, and no individual-level data beyond task performance was recorded. The provider ensured fair labor practices, contractual compliance, and data confidentiality. As annotators were not research subjects but task workers evaluating system outputs, IRB approval was not required.

H. Evaluation scores Across Editing Operations (Add / Delete / Replace)

Algorithm	TTA backbone	Timesteps	System ID	Operation	Quality score	Relevance score	Faithfulness score
SDEdit	Tango2	75	sys1	Add	3.616	3.206	3.646
				Del	3.560	2.466	3.726
				Rep	3.686	3.016	3.726
		125	sys2	Add	3.656	3.550	3.480
				Del	3.602	3.314	3.420
				Rep	3.608	3.396	3.226
		175	sys3	Add	3.562	3.498	3.108
				Del	3.478	3.504	2.896
				Rep	3.604	3.508	2.674
	Auffusion	75	sys4	Add	3.704	3.356	3.602
				Del	3.552	3.122	3.418
				Rep	3.550	3.326	3.258
		125	sys5	Add	3.518	3.408	3.228
				Del	3.412	3.458	2.728
				Rep	3.530	3.518	2.700
		175	sys6	Add	3.502	3.442	2.826
				Del	3.494	3.650	2.724
				Rep	3.480	3.500	2.676
DDIM-Inv	Tango2	200	sys7	Add	3.522	2.738	3.604
				Del	3.358	2.840	3.462
				Rep	3.380	2.794	3.402
	Auffusion	200	sys8	Add	3.890	3.396	3.454
				Del	3.871	3.552	3.420
				Rep	3.840	3.392	3.450
ZETA	Tango2	75	sys9	Add	3.798	3.530	3.842
				Del	3.620	3.154	3.604
				Rep	3.556	3.306	3.478
		125	sys10	Add	3.710	3.498	3.588
				Del	3.696	3.108	3.506
				Rep	3.646	3.456	3.342
		175	sys11	Add	3.638	3.518	3.480
				Del	3.758	3.658	3.424
				Rep	3.568	3.602	3.320
	Auffusion	75	sys12	Add	3.622	2.836	3.566
				Del	3.666	3.088	3.454
				Rep	3.628	3.164	3.428
		125	sys13	Add	3.682	3.180	3.482
				Del	3.688	3.522	3.460
				Rep	3.690	3.592	3.308
		175	sys14	Add	3.664	3.302	3.202
				Del	3.706	3.546	3.222
				Rep	3.636	3.448	3.078
CycleDiffusion	Tango2	75	sys15	Add	3.680	3.117	3.528
				Del	3.518	2.465	3.690
				Rep	3.580	2.960	3.567
		125	sys16	Add	3.552	3.442	3.318
				Del	3.417	2.940	3.375
				Rep	3.365	3.170	3.247
		175	sys17	Add	3.240	3.268	3.020
				Del	3.283	3.038	3.075
				Rep	3.355	3.132	3.067
	Auffusion	75	sys18	Add	3.575	3.020	3.583
				Del	3.460	2.845	3.517
				Rep	3.355	2.900	3.167
		125	sys19	Add	3.305	3.035	3.065
				Del	3.385	3.145	3.125
				Rep	3.390	3.130	2.953
		175	sys20	Add	3.177	2.987	2.825
				Del	3.318	3.283	2.945
				Rep	3.290	3.207	2.907
AP-adapter	Audioldm2	-	sys21	Add	3.387	2.758	2.675
				Del	3.292	2.778	2.835
				Rep	3.380	3.035	2.450
Musicgen	-	-	sys22	Add	3.262	2.880	2.673
				Del	3.188	3.115	2.793
				Rep	3.175	2.910	2.615
Human Edit	-	-	sys23	Add	3.784	3.740	3.940
				Del	3.947	4.022	4.037
				Rep	3.937	3.891	3.991