

# Behavioral and Symbolic Fillers as Delay Mitigation for Embodied Conversational Agents in Virtual Reality





Denmar Mojan Gonzales , Snehanjali Kalamkar , Sophie Jörg , and Jens Grubert 



Figure 1: Visualization of response delay mitigation strategies for embodied conversational agents (ECA): a) BASE condition where the ECA continues playing idle animations during a "thinking" phase; b) BEHAVIORAL condition in which the ECA performs thinking animations (e.g., gaze aversion, filler gestures) to signal cognitive processing; c) EMBEDDED condition where a visual loading indicator in the form of a green progress bar lights up across the ECA's visitor badge during the thinking phase, culminating in the ECA's response once fully filled; d) EXTERNAL condition featuring a floating thinking bubble next to the ECA, containing a loading bar that gradually fills up until the ECA delivers a response.

## ABSTRACT

When communicating with embodied conversational agents (ECAs) in virtual reality, there might be delays in the responses of the agents lasting several seconds, for example, due to more extensive computations of the answers when large language models are used. Such delays might lead to unnatural or frustrating interactions. In this paper, we investigate filler types to mitigate these effects and lead to a more positive experience and perception of the agent. In a within-subject study, we asked 24 participants to communicate with ECAs in virtual reality, comparing four strategies displayed during the delays: a multimodal behavioral filler consisting of conversational and gestural fillers, a base condition with only idle motions, and two symbolic indicators with progress bars, one embedded as a badge on the agent, the other one external and visualized as a thinking bubble. Our results indicate that the behavioral filler improved perceived response time, three subscales of presence, humanlikeness, and naturalness. Participants looked away from the face more often when symbolic indicators were displayed, but the visualizations did not lead to a more positive impression of the agent or to increased presence. The majority of participants preferred the behavioral fillers, only 12.5% and 4.2% favored the symbolic embedded and external conditions, respectively.

**Keywords:** Virtual Reality, Embodied Conversational Agent, Intelligent Virtual Agent, Latency, Delay, Generative Artificial Intelligence

## 1 INTRODUCTION

Embodied conversational agents (ECAs) are computer-generated characters "that demonstrate many of the same properties as humans in face-to-face conversation, including the ability to produce and respond to verbal and nonverbal communication" [5] and are frequently used as part of many virtual reality (VR) experiences.

Advancements in Generative Artificial Intelligence (GenAI), large language models (LLMs) and vision language models (VLMs) in particular have led to a growing interest in combining ECAs with GenAI to create more intelligent behaviors than early virtual agents (e.g., [24, 30, 31, 33, 38, 39]).

However, communicating with an ECA can induce response delays of the agents lasting several seconds, for example, due to more extensive computations of the answers using LLMs, impacting fluidity in the conversation. Such extensive delays typically do not happen when communicating with humans and might lead to unnatural or frustrating interactions. Several strategies have been developed to mask these response delays, the two main ones being the addition of conversational fillers (e.g., "um", "uh") and behavioral fillers (e.g., changing posture, looking away, scratching one's head).

While these delay mitigation strategies aim to imitate the behavior of real people, at the current state of the technology, they do not fool people into believing that their counterpart is a real person. Repetitive behavior or conversational fillers might, on the contrary, be irritating over time and, depending on the context, can negatively impact the interaction between a human and an agent [16, 20]. Furthermore, such fillers do not give users an idea of the time a response might take. One advantage of VR applications is that we can give the user additional information in ways that are not supported by reality. Progress indicators have been used in a variety of applications and have been found to be beneficial for user experiences [27]. So, in addition to simulating the behavior of real humans thinking about an answer, we explore the introduction of visual information that indicates that the application is making progress and gives the user an idea of when an answer can be expected. Expected waiting times might be estimated, for example, based on internet speed, context, or question type.

Our contribution lies in evaluating the effects of a multimodal behavioral filler as well as of symbolic filler visualizations (with progress indicators) on the perceived response time, presence, and the users' impression of the agent. To this aim, we asked participants to communicate with ECAs, comparing four visual delay mitigation strategies. Specifically, we compared thinking-like animations (BEHAVIORAL condition) with external symbolic (EXTERNAL) and

embedded symbolic (EMBEDDED) visualization and no visualization (BASE) in a user study with 24 participants in VR. Our results indicate, amongst others, that the BEHAVIORAL condition was the most preferred (67%), and that the response time was perceived as significantly more appropriate than in the other conditions.

## 2 RELATED WORK

While intelligent virtual agents can communicate via text or voice, embodied conversational agents have a visual representation such as a fully animated body and face [17]. Such embodied agents can be used in many types of applications and fields including healthcare, education, or social VR [23, 35]. Creating embodied conversational agents has been a topic of research for many years with a focus on synthesizing humanlike verbal and nonverbal behavior [28]. Conversations between people are a complex interaction of signals including vocal cues, body language, facial expression, gaze, or proxemics. Small changes or unnatural inaccuracies in conversation with virtual characters or embodied agents can affect how a conversation or agent is perceived [1, 8].

When humans communicate with each other, pauses and silences are normal and expected behavior [15, 26]. It has been shown that they can augment the perceived naturalness of interactions in conversational systems [11], but also that excessive pauses can negatively impact users' perception of agents [37] with preferred response times being reported to be around one second [32].

Prior work has investigated the use of non-lexical fillers (such as "um") and lexical fillers (such as "let me think") as delay mitigation strategies. For example, Gambino et al. [10] indicated that given an equal response time, users preferred conversational fillers over silently waiting for a response. A study by Goble and Edwards showed that social presence increased when a robot spoke with vocal fillers [13]. Boukaram et al. [4] compared generic fillers with contextualized ones when seeing the face of a web-based agent. The agent's response time was judged to be more acceptable when using any type of filler in contrast to no filler, and perceived competence improved with contextualized fillers. However, the fillers had no significant effect on likeability. Conversational fillers can also have negative effects. Jeong et al. [16] showed that voice-based conversational agents using conversational fillers were perceived as less intelligent than when such fillers were not used. Liu et al. [20] indicated that conversational fillers in a sales and promotion context can trigger consumer's suspicion of ulterior motives and lead to decreased purchase intentions.

Besides verbal feedback, non-verbal cues are also important to enhancing real-world interactions and interactions with virtual agents [36]. Latoschik et al. [19] highlighted the need for low latencies for reliable communication of embodied social signals. Kum and Lee [18] contrasted the use of conversational fillers with gestural fillers in a screen-based interaction. They showed that gestural fillers could mitigate user-perceived latency more effectively than conversational ones while simultaneously increasing the perceived behavioral naturalness, positive impression, and competence of the virtual agents, as well as the willingness to interact with the agents again. Elfleet and Chollet [9] investigated the effectiveness of multimodal feedback strategies (filled pauses, nonverbal turn-taking behaviors, and visual feedback) in mitigating perceived latency. In a user study ( $n=18$ ), they compared a baseline condition (no feedback) with a feedback-enhanced condition. Their results indicated that the multimodal feedback condition significantly improved the sense of presence and immersion. At the same time, it is important that both verbal and non-verbal feedback match [6]. In a pilot study ( $n=8$ ), Maslych et al. [24] compared perceived avatar realism and responsiveness, user preference, and participants' gaze behavior for conversational agents with three delay types: lights indicating its status (idle, listening, thinking, speaking), a loading bar appearing during thinking status, and no feedback. Most participants pre-

ferred the status lights, but no significant effects between feedback conditions were found for realism and responsiveness.

In graphical user interfaces, symbolic indicators such as linear or circular progress bars are well established and are known to impact user satisfaction and perceived waiting times [14, 27]. Similar effects could be possible for embodied conversational agents that answer with delays due to computations with LLMs. Gnewuch et al. showed that typing indicators increase the social presence of chatbots at least for novice users [12].

Complementary to prior work, we are focusing on investigating the effects of different symbolic feedback indicators (embedded in the agent and external to the agent) on the user experience. We compare these feedback indicators to a base condition without any feedback and to a multimodal behavioral (gestural and conversational) filler.

## 3 USER STUDY

We designed a user study to investigate the effects of different filler types on the user experience when interacting with an ECA. Specifically, we wanted to understand the differences between behavioral multimodal (gesture + speech) indicators of waiting time as studied in prior work and symbolic ones.

As it is not straightforward to integrate symbolic indicators in or around a virtual agent without impacting the perceived naturalness of interaction with the agent, we designed two variations of linear progress indicators aiming at reducing this impact. We specifically chose a progress bar for the symbolic indicator as it is well established and known to provide greater satisfaction to the users [27]. First, we integrated a linear progress bar in a thinking bubble visualization that would appear next to the agent when it is pausing to generate an answer as shown in Fig. 1(d). This idea was inspired by comics, where thinking action is indicated using a thinking bubble [25]. While this visualization can be seen as a context-independent way to integrate a symbolic wait time indicator, it is also potentially distracting, as it floats outside the agent. Hence, we designed a progress bar visualization embedded in the virtual agent, in our case integrated in a badge on the chest of the character, see Fig. 1(c), to have a minimalistic indicator relevant to our scenario, which kept the cue within the user's primary focus.

We conducted a within-subjects study with one independent variable FILLER TYPE with four conditions visualized in Fig. 1. In the BASE condition, there are no symbolic or behavioral fillers. The agent continues to play idle animations until it responds. In BEHAVIORAL we combined animations with a non-lexical verbal filler ("Hhm") with six pitches. The verbal filler occurred every three questions. To avoid repeating the same motions, we created nine different animations. In the EXTERNAL condition, we displayed the progress bar integrated into the thinking bubble as described above. For the EMBEDDED condition, the progress bar was integrated into the badge as described above.

As task, participants assumed the role of a Human Resources (HR) professional conducting four virtual job interviews in an office environment. We chose this scenario as it provides a structured setting where the participants would be more sensitive to timing and motivated to maintain conversational flow. The formality of conducting interviews heightens the user's awareness of interaction quality, which we deemed necessary for studying perceived responsiveness and naturalness. During the task, the participants were instructed to ask each agent ten predefined interview questions to assess the agents' qualifications and gather further insight. All ten questions were identical and presented in the same order across all conditions. Each question had four possible responses, which were randomized across conditions (and thus across agents) and not repeated between conditions. As perception of the agents could be influenced by the subjective quality of their responses, all responses were designed to be neutral, professional, and as similar as possible. Between the

user's questions and the agent's response, we introduced a pseudo-random waiting time consisting of three durations (following related work [18]): short (2s), medium (4s), and long (8s). The durations were distributed evenly, with the short duration occurring four times, and the medium and long durations occurring three times each, in a random order throughout the interview.

### 3.1 Measurements

We evaluated the impact of our filler types on perceived response time, presence, the impression of the agent, and user preferences. Specifically, our measures were as follows.

To assess the perceived response time, we asked participants to answer two questions on 7-point Likert scales: "The response time of the virtual human you just talked to was appropriate", which is similar to questions asked in previous related work [4, 18], and "The virtual human you just talked to answered when expected", defined by us to capture how well the participants could predict the agent's response time based on the fillers shown.

For presence, we followed The Temple Presence Inventory (TPI) [21, 22], using the subscales parasocial interaction (we omitted the question on eye-contact), engagement, and social realism. Additionally, we evaluated the perceived social presence with four questions from Nowak and Biocca [29]: "To what extent did you feel able to assess your partner's reactions to what you said?", "To what extent was this like a face-to-face meeting?", "To what extent was this like you were in the same room with your partner?", and "To what extent did your partner seem 'real'?"

Participants' impression of the agent was assessed on 7-point scales with questions from the Godspeed questionnaire and related work [2, 9]. Our constructs and scales in detail were humanlikeness (machinelike to humanlike, mechanical to organic, artificial to lifelike, and moving rigidly to moving elegantly), perceived intelligence (incompetent to competent, ignorant to knowledgeable, inert to interactive, and unintelligent to intelligent), likeability (awful to nice, dislike to like, unpleasant to pleasant, and unkind to kind), willingness to interact again ("Would you be willing to talk to the virtual human you just talked to next time?"), competence ("How likely is it that you would hire this person?"), naturalness (extremely unnatural to extremely natural), and assuredness (extremely eerie to extremely reassuring).

For preference, we asked participants which person they would hire after they saw all four conditions. Finally, we inquired about the impact of each condition – the symbolic time indicator "thinking bubble", the symbolic time indicator "visitor badge", the behavioral animations, or the absence of animations – on the participants' experience. Participants were encouraged to write down any further comments about the different conditions and about their experience at the end of the experiment.

We complemented the subjective measures with an objective measure about the relative gaze time spent looking at the agent's face while it was generating a response. Gaze data was sampled at a frequency of 24 Hz. To obtain a smooth estimate of participants' gaze aversion over time, we calculated a cumulative average by summing the gaze deviation values and dividing by the number of samples.

### 3.2 Procedure

All participants were informed about the purpose and procedure of the study both verbally and in writing. They gave their informed consent by signing a consent form before participating. The study was conducted using a seated VR setup designed to enhance immersion and simulate a realistic job interview environment. The participants sat in an office chair positioned in front of a physical table that mirrored the virtual setting. During the experiment, the experimenter sat across from the participant and operated the application on a monitor facing away from the participant, allowing him



Figure 2: Setup of the virtual environment from the participant's point of view.

to monitor the participant's point of view throughout the session. After putting on the VR headset, participants were able to adjust the position and height of the virtual screen to match their comfort and seated posture. Eye-tracking was then calibrated using the built-in Meta Quest Pro calibration routine, followed by a brief accuracy test to verify the alignment of the participant's gaze with the expected target points. Before starting the actual experiment, the instructor explained the interview scenario and the task to the participant.

Each session began with a short training phase conducted in the base condition, where participants asked the first two interview questions to familiarize themselves with the interaction process. After training, the scenario was restarted and the experiment began with the first interview. To control for order effects, the sequence of conditions was counterbalanced across participants. The participants then read a question aloud and pressed a button on the controller. The ECA would then enter a "thinking" phase, which varied depending on the experimental condition, before responding. This process was repeated for a total of ten questions.

Each VR interview session lasted approximately 3 minutes. After completing the second condition, eye-tracking accuracy was quickly rechecked before beginning the next scenario to ensure reliability through a separate scene (participants were asked if an object is following their gaze correctly, if not the gaze tracking was calibrated again). After each condition, participants removed the VR headset and completed a digital questionnaire on an external tablet. Filling out the questionnaire took approximately 7 minutes for each condition. After completing all four conditions, participants filled out a final questionnaire reflecting on their overall experience and their preferences across the conditions. This was followed by a brief interview in which the experimenter asked participants to share any further comments about the time indicators and behavioral animations—or their absence—and any other feedback about their experience or the study as a whole. The entire study session, including setup, calibration, interviews, and questionnaires, lasted between 60 and 90 minutes. Participants were compensated with a €20 gift card for their time. The study was approved by our institutions' ethics board.

### 3.3 Apparatus

The prototype was implemented using Unreal Engine 5.5.3. For the VR setup, we used the Meta Quest Pro headset connected via Meta Quest Link to a PC, enabling a PCVR configuration. The Meta Quest Pro was chosen specifically for its integrated eye-tracking functionality, which was essential for our objective measurements during the study. Participants interacted with the environment using the Meta Quest Pro controllers, where the A button served as the primary input for continuing the conversation. The prototype application ran on a PC equipped with an NVIDIA GeForce RTX



4090 GPU and a 12th Gen Intel(R) Core(TM) i7-12700 2.10 GHz processor.

ECAs were created using Unreal Engine MetaHumans and dressed in formal business attire appropriate for a job interview scenario. We created two male and two female agents to provide diversity in the virtual interviewees while maintaining a professional and consistent appearance across all interactions.

The virtual environment was designed to resemble a realistic office setting. It featured detailed assets such as a wooden desk, an office chair, wall-mounted shelves, filing cabinets filled with books and folders, and several potted plants to enhance immersion. The ECA was positioned in the center of the room, seated on the office chair and facing the participant. A desk separated the agent from the participant.

A virtual tablet was placed on the desk to present the interview questions. This tablet was positioned slightly to the right and angled toward the participant, allowing easy readability of the questions while avoiding obstruction of the participant's view of the agent. The virtual setup can be seen in Fig. 2

For the different visualization strategies, in the EMBEDDED condition, the time indicator was displayed as a visitor badge attached to the agent's chest, just above the left side. In the EXTERNAL condition, the time indicator took the form of a thinking bubble that appeared next to the agent's head on the right-hand side (from the participant's perspective), visually resembling a thought emerging from the agent.

### 3.4 Participants

In total, 24 volunteers (17 male, 7 female, mean age: 30.83 sd: 10.79) participated in the study. Ages ranged from early 20s to late 50s. Occupations included university students (13 participants), engineers (2), research associates (2), and other roles such as programmer, software engineer, computer scientist, homemaker, farmer, entrepreneur, and supplier management. All volunteers were at least 18 years old and were recruited using convenience sampling.

Additionally, participants rated their prior experience on a 5-point Likert scale (1 = none, 5 = very experienced) across four domains: virtual reality, virtual agents, large language models, and job interviews. The distribution of responses across these domains is summarized in Table 1. While experience with job interviews tended to be higher, participants reported more varied levels of familiarity with VR and LLMs. In contrast, the majority indicated little to no prior experience with virtual agents.

Table 1: Number of participants per self-rated experience level (1 = none, 5 = very experienced)

Domain	1	2	3	4	5
Virtual Reality (VR)	5	5	4	6	4
Virtual Agents	8	6	5	4	1
Large Language Models (LLMs)	6	3	5	4	6
Job Interviews	2	4	9	5	4

### 3.5 Hypotheses

For this experiment we hypothesized that:

$H_1$ : Behavioral fillers will result in a more positive and natural impression of the agent and an increased sense of presence compared to symbolic fillers or the absence of fillers.

$H_2$ : Symbolic progress indicators will lead to an improved perception of the agent's response time compared to behavioral fillers or the absence of fillers.

$H_3$ : Embedded symbolic indicators will lead to a more positive and natural impression of the agent compared to an external symbolic representation.

Table 2: Friedman test results for the influence of FILLER TYPE on subjective measures.  $df_1 = df_{effect}$  and  $df_2 = df_{error}$ . Significant findings are marked in gray.

Perceived Response Time				
	$\chi^2$	df	p	Kendall's W
Appropriateness	15.9	3	0.001	0.221
Expectedness	7.18	3	0.066	0.099

Presence				
	$\chi^2$	df	p	Kendall's W
Social Presence	3.11	3	0.376	0.043
Parasocial Interaction	10.7	3	0.014	0.149
Engagement	10.3	3	0.016	0.143
Social Realism	12.	3	0.005	0.179

Impression of the Agent				
	$\chi^2$	df	p	Kendall's W
Humanlikeness	14.6	3	0.002	0.202
Perceived Intelligence	6.31	3	0.097	0.227
Likeability	5.14	3	0.162	0.071
Willingness to Interact	7.44	3	0.059	0.103
Competence	5.48	3	0.14	0.076
Naturalness	10.7	3	0.013	0.149
Assuredness	5.48	3	0.14	0.076

Hypothesis  $H_1$  is based on the results of previous studies. Kum and Lee [18] find several positive effects of gestural fillers as opposed to no fillers on the impression of the agent in a screen-based interaction. Elfleet and Chollet [9] investigate multimodal fillers that include gestural behavior. Their results show, among other results, an increase in presence, anthropomorphism, and willingness to interact with the agent again.  $H_2$  stems from work showing that people like the feedback of progress indicators when waiting for processes to finish [27]. While previous results are based on typical screen-based applications, we hypothesize that such preferences could hold true for interactions with virtual agents. The reasoning behind  $H_3$  is that an external symbolic indicator is more obvious and even further from reality than an embedded indicator.

## 4 RESULTS

We collected the relative gaze time on the face, i.e., the time the participants looked at the face in relation to the overall time, during the ECA's thinking phase (the time between the end of the participant asking a question and the agent's response). We analyzed the influence of FILLER TYPE on this measure using one-way repeated measures analysis of variance (RM-ANOVA). Post-hoc comparisons were conducted using pairwise t-tests with Tukey correction for multiple comparisons, controlling the error rate at an initial significance level of  $\alpha = 0.05$ . Effect sizes for the statistical tests were calculated using Partial Eta Squared  $\eta_p^2$  and for the post hoc comparisons were computed using Cohen's  $d_z$ .

We collected the subjective measures for perceived response time, presence, and the impression of the agent using questionnaires. For these, we used Friedman tests for one-way repeated measures analysis of variance by ranks, as the data were collected using a 7-point Likert scale. The results of the statistical tests for the subjective measures are presented in Table 2. Post-hoc pairwise comparisons were performed using the Durbin-Conover test with Holm correction. Agreement scores for the Friedman test were computed using Kendall's W, and effect sizes for the post hoc comparisons were computed using Pearson's  $r$ . The descriptive statistics for all the dependent variables are presented in Table 3. To aid replication, the data underlying the statistical analysis available on OSF and the

Table 3: Descriptive statistics of the dependent variables, including mean and standard deviation (in parentheses). RGTF: Relative Gaze Time on Face. Ba=BASE, Be=BEHAVIORAL, Em=EMBEDDED, Ex=EXTERNAL. Measures with significant findings are marked in gray.

Dependent Variable	Ba	Be	Em	Ex
<b>Perceived Response Time</b>				
Appropriateness	4.04 (1.94)	5.83 (1.09)	4.46 (1.59)	4.33 (1.71)
Expectedness	4.33 (1.95)	5.79 (1.18)	4.96 (1.65)	4.96 (1.76)
<b>Presence</b>				
Social Presence	4.46 (1.12)	4.80 (1.19)	4.16 (1.20)	4.42 (1.12)
Parasocial Interaction	4.47 (1.21)	5.05 (1.03)	4.50 (1.01)	4.53 (1.13)
Engagement	4.31 (1.23)	4.94 (0.94)	4.24 (1.07)	4.33 (1.25)
Social Realism	4.78 (1.32)	5.22 (1.34)	4.47 (1.70)	3.89 (1.98)
<b>Impression of the Agent</b>				
Humanlikeness	3.99 (1.27)	4.61 (1.33)	3.53 (1.29)	3.18 (1.42)
Perceived Intelligence	5.19 (0.97)	5.67 (0.77)	5.24 (0.97)	5.34 (0.99)
Likeability	4.73 (1.17)	5.43 (1.01)	4.94 (1.09)	4.90 (1.33)
Willingness to Interact	4.33 (1.86)	5.17 (1.46)	4.54 (1.74)	4.33 (1.61)
Competence	4.33 (1.79)	5.38 (1.56)	4.54 (1.59)	4.38 (1.84)
Naturalness	3.75 (1.33)	4.71 (1.55)	3.67 (1.34)	3.33 (1.52)
Assuredness	4.33 (1.37)	5.13 (1.23)	4.33 (1.37)	4.42 (1.50)
<b>Relative Gaze Time</b>				
RGTF	0.66 (0.29)	0.64 (0.20)	0.48 (0.25)	0.51 (0.23)
<b>Gaze on Face During ECA's Response</b>				
Before Response	6.83 (3.16)	6.67 (2.37)	4.00 (2.84)	4.88 (2.86)
Response Start	6.33 (3.25)	8.33 (2.51)	4.88 (2.95)	5.67 (2.44)
After Response	7.17 (2.94)	8.21 (2.52)	7.42 (2.28)	8.21 (2.7)

code base for the experiment is available on [GitLab](#).

#### 4.1 Perceived Response Time

Perceived response time was collected across two dimensions, appropriateness and expectedness. We found a significant effect of

Table 4: RM-ANOVA results for the influence of FILLER TYPE on Gaze on Face during ECA's response.  $df_1 = df_{effect}$  and  $df_2 = df_{error}$ . Significant findings are marked in gray.

Measure	$df_1$	$df_2$	F	p	$\eta_p^2$
Before Response	3	69	9.61	< 0.001	0.295
Response Start	3	69	11.1	< 0.001	0.325
After Response	2.22	51	1.73	0.184	0.070

FILLER TYPE on appropriateness. Post hoc tests revealed a significantly higher appropriateness score in BEHAVIORAL compared to all other conditions BASE ( $p < 0.001$ ,  $r = 0.81$ ), EMBEDDED ( $p = 0.002$ ,  $r = 0.67$ ), and EXTERNAL ( $p < 0.001$ ,  $r = 0.71$ ), see Fig. 3(a).

However, we did not find a significant effect of FILLER TYPE on expectedness in the perceived response time. To further analyze expectedness, we investigated the participants' eye gaze behavior, specifically, where exactly the participants looked one second before the response started, at the start of the response, and one second after. We used a threshold of one second, as the shortest possible delay in our use case was two seconds. We summed up the number of questions out of all ten, in each condition, where the participants looked at the agent's face in each condition.

An RM-ANOVA indicated a significant effect of FILLER TYPE on gaze on face one second before the response started, with post-hoc tests indicating significant differences between BASE and EMBEDDED ( $p = 0.001$ , Cohen's  $d_z = 0.89$ ), BEHAVIORAL and EMBEDDED ( $p < 0.001$ , Cohen's  $d_z = 0.98$ ), and BEHAVIORAL and EXTERNAL ( $p = 0.004$ , Cohen's  $d_z = 0.79$ ). We also found a significant effect of FILLER TYPE on gaze on face right at the response start, with post-hoc tests indicating that the gaze on face was significantly higher in BEHAVIORAL than BASE ( $p = 0.014$ , Cohen's  $d_z = 0.69$ ), EMBEDDED ( $p < 0.001$ , Cohen's  $d_z = 1.37$ ), and EXTERNAL ( $p < 0.001$ , Cohen's  $d_z = 1.02$ ). The FILLER TYPE did not have a significant effect on the users' gaze on face one second after the response started. This is supported by the means showing that for most questions, the gaze was indeed on the face after the response started, in all conditions, BASE ( $m = 7.17$ ,  $sd = 2.94$ ), BEHAVIORAL ( $m = 8.21$ ,  $sd = 2.52$ ), EMBEDDED ( $m = 7.42$ ,  $sd = 2.28$ ), and EXTERNAL ( $m = 8.21$ ,  $sd = 2.7$ ). The results of the statistical tests are also shown in Table 4 and the descriptive statistics are shown in Table 3.

This eye-gaze behavior suggests that participants expected the response more naturally with the BEHAVIORAL fillers. This is shown by their increased visual attention to the agent's face just before and at the start of the response. This aligns with the idea of expectedness that when users have a feeling that a response is about to happen, they naturally focus their visual attention on the speaker's face. So, this eye-gaze data provides an indirect way of understanding expectedness, despite participants' self-reported ratings not showing a clear difference. We discuss this interpretation further in Section 5.

#### 4.2 Presence

For the presence measures, we collected data for social presence, parasocial interaction, engagement, and social realism. We did not find a significant effect of FILLER TYPE on social presence scores.

**Parasocial Interaction.** We found a significant effect of FILLER TYPE on parasocial interaction scores. Post hoc tests revealed a significantly higher score in BEHAVIORAL than all other conditions, BASE ( $p = 0.006$ ,  $r = 0.58$ ), EMBEDDED ( $p = 0.007$ ,  $r = 0.57$ ) and EXTERNAL ( $p = 0.006$ ,  $r = 0.58$ ), see Fig. 3(d).

**Engagement.** We found a significant effect of FILLER TYPE on engagement scores. Post hoc tests revealed a significantly higher score in BEHAVIORAL than in all other conditions, BASE ( $p = 0.004$ ,  $r = 0.62$ ), EMBEDDED ( $p = 0.01$ ,  $r = 0.54$ ), and EXTERNAL ( $p = 0.013$ ,  $r = 0.52$ ), see Fig. 3(e).

Table 5: RM-ANOVA results for the influence of FILLER TYPE on RGTF: Relative Gaze Time on Face.  $df_1 = df_{effect}$  and  $df_2 = df_{error}$ . Significant findings are marked in gray.

Measure	$df_1$	$df_2$	F	p	$\eta_p^2$
RGTF	3	69	6.42	< 0.001	0.218

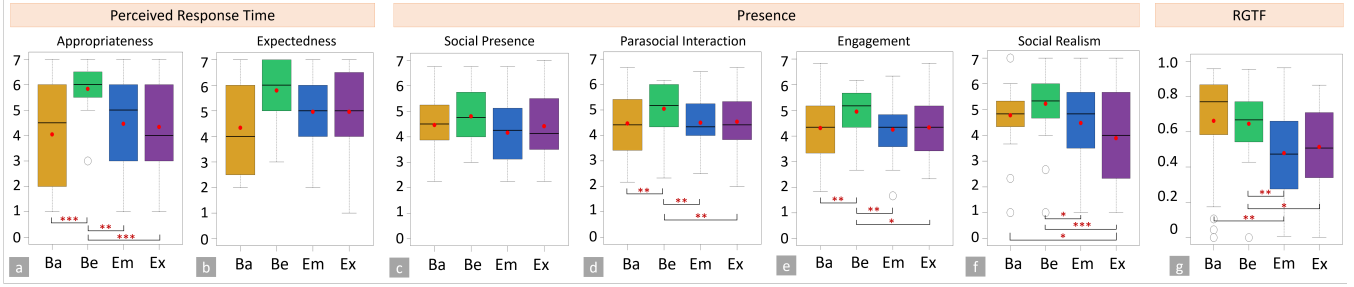


Figure 3: Box plots for the measures perceived response time, presence, and RGTF: a) Appropriateness. b) Expectedness. c) Social Presence. d) Parasocial Interaction. e) Engagement. f) Social Realism. g) RGTF (measured in percentage). Ba=BASE, Be=BEHAVIORAL, Em=EMBEDDED, Ex=EXTERNAL. The number of stars indicates the significance levels between the techniques: \*\*\* < 0.001, \*\* < 0.01, \* < 0.05.

**Social Realism.** We also found a significant effect of FILLER TYPE on social realism. Post hoc tests revealed a significantly higher score in BEHAVIORAL than in EMBEDDED ( $p = 0.036$ ,  $r = 0.44$ ) as well as EXTERNAL ( $p < 0.001$ ,  $r = 0.78$ ). Additionally, BASE resulted in significantly higher score than EXTERNAL ( $p = 0.026$ ,  $r = 0.46$ ), see Fig. 3(f).

### 4.3 Impression of the Agent

We found significant effects of FILLER TYPE on humanlikeness and naturalness. Post hoc tests revealed a significantly higher humanlikeness score in BEHAVIORAL than in EMBEDDED ( $p = 0.007$ ,  $r = 0.56$ ) and EXTERNAL ( $p < 0.001$ ,  $r = 0.83$ ). Furthermore, the humanlikeness score in BASE was significantly higher than EXTERNAL ( $p = 0.036$ ,  $r = 0.44$ ), see Fig. 4, (a). Post hoc tests further revealed a significantly higher naturalness score in BEHAVIORAL than in all other conditions, BASE ( $p = 0.045$ ,  $r = 0.42$ ), EMBEDDED ( $p = 0.033$ ,  $r = 0.44$ ), and EXTERNAL ( $p = 0.001$ ,  $r = 0.7$ ), see Fig. 4, (f).

No significant differences of FILLER TYPE were found on perceived intelligence, likeability, willingness to interact, competence, or assuredness.

### 4.4 Relative Gaze Time on Face

Relative gaze time on the face was not normally distributed, but the sphericity assumption was met. Hence, we used the parametric, one-way RM-ANOVA, as normality violations do not tend to have a major impact on the robustness of the analysis, when sphericity is met [3]. The result is presented in Table 5.

We found a significant effect of FILLER TYPE on the relative eye-gaze time spent looking at the virtual agent's face, see Fig. 3, (g). Post hoc tests revealed a significantly longer relative gaze time in BEHAVIORAL compared to EMBEDDED ( $p = 0.008$ , Cohen's  $d_z = 0.73$ ), as well as EXTERNAL ( $p = 0.024$ , Cohen's  $d_z = 0.63$ ). Additionally, BASE resulted in a significantly longer gaze time than EMBEDDED ( $p = 0.007$ , Cohen's  $d_z = 0.75$ ).

Further, in the EMBEDDED condition, the participants looked at the badge on average 20.7% of the time ( $sd = 18$ ) and on the face 48% of the time ( $sd = 25$ ). In the EXTERNAL condition, the participants looked at the thinking bubble on average 32.2% of the time ( $sd = 17.1$ ) and on the face 51% of the time ( $sd = 23$ ).

### 4.5 Preferences

Participants were asked about their preferences after experiencing each condition. 66.7% of participants (16 out of 24) preferred the BEHAVIORAL condition, 12.5% preferred the EMBEDDED (Badge) condition, and 4.2% preferred the EXTERNAL (Bubble) condition. Only 8.3% of participants preferred the BASE condition without any delay indicators or animations.

## 5 USER FEEDBACK AND DISCUSSION

When examining the measures for presence, we found that the BEHAVIORAL condition resulted in significantly higher parasocial interaction, engagement, and social realism compared to all other conditions. There was no significant effect for social presence. A closer look at the individual questions of this measure indicated that two of the four questions hold a similar pattern – BEHAVIORAL was rated significantly higher than some of the other conditions – whereas there were no significant effects for the other two questions (about similarity to the face-to-face meeting and being in the same room). It appears that all conditions were rated similarly for these two questions. Still, with four of the five measures on presence being in line and the fifth not showing any contradicting trends, these results clearly support the first part of  $H_1$  that behavioral fillers result in an increased sense of presence.

In addition, BEHAVIORAL also led to significantly higher humanlikeness, and naturalness ratings compared to EMBEDDED and EXTERNAL. There were no significant differences for the other five measures examining the impression of the agent (perceived intelligence, likeability, willingness to interact, competence and assuredness). We noticed that the BEHAVIORAL condition had the highest mean. One possible interpretation of the results would be that differences might have lower effect sizes than anticipated and therefore did not lead to significant results in our study. While our results do not allow any clear conclusions in that regard, there are no indications in any measures that could indicate a negative impression of BEHAVIORAL compared to the three other conditions. Taken together, we conclude that  $H_1$  can be supported, meaning that behavioral fillers can result in a more positive and natural impression of the agent compared to symbolic fillers or the absence of fillers.

Our results on the effect of the behavioral fillers on presence and the impression of the agent are mostly in line with Kum and Lee's and Elfleet and Chollet's results [9, 18]. There are differences, however, for example, we did not find a significant increase in the willingness to interact with the agent in the future. It is possible that visual indicators have beneficial effects when added on top of behavioral fillers. Further differences in the experiment design, such as the agent being visible on a screen in Kum and Lee's study, might lead to the perceived differences. Finally, another reason could be that the tasks were not the same.

Our results furthermore indicated that the response time was perceived as significantly more appropriate in BEHAVIORAL compared to all other conditions, which is in line with Kum and Lee's and Elfleet and Chollet's results [9, 18]. Contrary to our expectations, we could not find a difference with regard to expectedness, not confirming our hypothesis  $H_2$ . It seems that the symbolic time indicators did not significantly help participants in assessing when to expect an answer from the virtual agent for the provided range of delays (2-8 seconds). Additionally, our findings from eye-tracking analysis im-

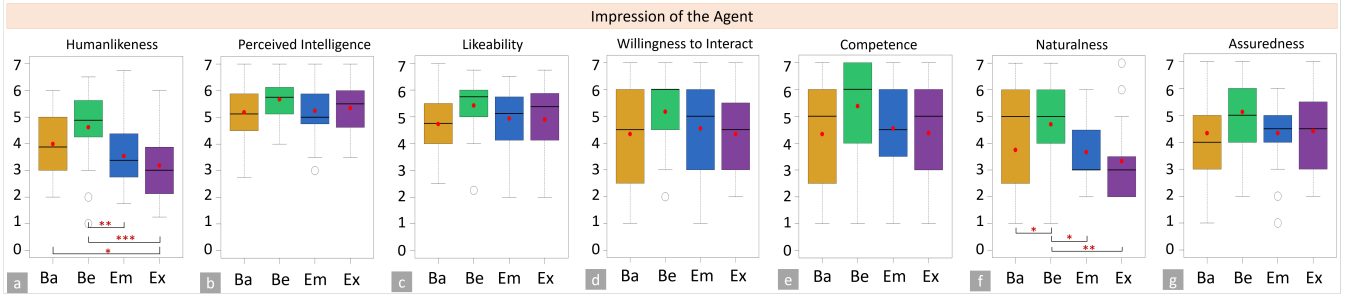


Figure 4: Box plots for impression of the agent: a) Humaleness. b) Perceived Intelligence. c) Likeability. d) Willingness to Interact. e) Competence. f) Naturalness. g) Assuredness. Ba=BASE, Be=BEHAVIORAL, Em=EMBEDDED, Ex=EXTERNAL. The number of stars indicates the significance levels between the techniques: \*\*\* <0.001, \*\* <0.01, \* <0.05.

ply that, with the behavioral filler, users focus their visual attention on the agent's face and perceive the response as more natural, as it follows directly from the ending of the agent's thinking animation and is supported by user feedback, for example, as noted by P6 regarding the behavioral filler: "It felt as if there was no delay at all." In contrast, symbolic progress indicators may divide users' attention between the agent's face and the visual progress indicators. If users are not focused on the agent at the moment the response begins, it may feel abrupt or "unexpected", reducing the perception that the response arrived at the right time. Another reason for not finding higher expectedness in the conditions with the progress indicators might be the wording of the "expectedness" question: "The virtual human you just talked to answered when expected." We designed this statement to assess whether participants could predict the agent's response time based on the fillers shown. However, its interpretation was left to the participants, which may have led to varying misinterpretations, e.g., interpreting it as the delay for answering that specific question in a real-world context. This ambiguity could be one of the reasons why the hypothesized differences in  $H_2$  were not observed. Future work can refine and validate this measure to capture expectedness in ECA response time more precisely.

Finally, we did not find significant differences between EMBEDDED and EXTERNAL for any of the measures, not confirming our hypothesis  $H_3$  that embedded symbolic indicators will lead to a more positive and natural impression of the agent compared to external symbolic indicators. It is possible that the indicators lead to enough awareness on the agent being an agent that the embedding did not have any further effects.

The participants' preferences and feedback also correlate with the collected subjective metrics. We analyzed the interview results using thematic analysis. We organized the feedback corresponding to the four experimental conditions and further classified the responses within each category as either positive or negative points of the condition.

Participants who preferred the BEHAVIORAL condition mentioned that "it made the agent seem more realistic" (P1, P3, P7), involved natural gestures and facial expressions (P21), and felt as "if there was no delay at all" (P6). P12 noted that "time went by faster", and P24 said they could "follow the agent's thinking process". Only one participant (P4) reported not feeling immersed in the BEHAVIORAL condition, attributing this to their awareness of the simulated nature of the interaction. This was reflected in their near-zero RGTF score (see Fig. 3), marking them as an outlier. However, such behavior was not observed in other participants.

Participants who preferred the EMBEDDED condition appreciated that it let them "know when the agent would answer" (P11, P16) and found the badge minimalistic and preferred over the bubble (P5). One participant said the badge helped indicate "whether the agent had understood the question" (P16).

Only one participant (P13) clearly preferred the EXTERNAL condition. They mentioned that it showed "the program wasn't lagging" and helped indicate how long the agent needed to respond. Another participant (P4), although not preferring EXTERNAL, appreciated that it confirmed the system was working, but others found it "cartoonish" or "distracting" (e.g., P3, P7, P14, P18). Several participants stated that the symbolic indicators felt unnatural or unrealistic (P8, P10), and P22 mentioned they reminded them that "they were in a simulation".

Two participants (P17, P19) preferred the BASE condition, stating that the absence of indicators felt "more natural" and that the "bubble destroyed immersion". However, several others who did not prefer BASE described it as confusing, as they were unsure whether the system had registered their input (P6, P8, P12). Furthermore, three participants (P4, P13, P17) showed near-zero RGTF in the BASE condition and were outliers for this measure, frequently looking around the environment, likely due to the lack of feedback. These observations suggest that the BASE condition, which relies solely on idle animations, may confuse the user and cause potential annoyance in the absence of responsive system feedback.

Also, in EXTERNAL and EMBEDDED, participants looked at the agent's face for significantly less time than in BEHAVIORAL, and for EMBEDDED also significantly shorter than BASE. This effect is expected and seems plausible as participants likely diverted their gaze to the progress indicators outside the face.

Interpreting the results, we see that the BEHAVIORAL visualization was clearly preferred in the setting for its natural behavior and that participants—even though they knew that they were talking to an agent disliked the symbolic indicators for breaking immersion. Still, it was acknowledged that visual symbolic indicators have the advantage of giving the user feedback on the estimated waiting time. It also reminds the user that the conversational partner is an agent and not another human being, which might be considered as an advantage or not, depending on the application. A potential downside of this visualization is its dependency on the actual virtual agent appearance. For example, a badge might fit in a virtual office environment as used in the experiment but not in an adventure scenario in a virtual forest. In general, it should be explored further if the results of our experiment would generalize to other settings, including different scenarios, e.g., in virtual nature environments, multi-agent environments, or game-like settings. Specifically, for the EMBEDDED visualization, content creators could have many liberties in blending it with the agent's appearance (e.g., embedding it into the forehead or eyes of an agent with a robot-like appearance).

Different filler types may be appropriate for different use cases, e.g., behavioral fillers may be more effective in immersive scenarios where embodiment and naturalness are prioritized, such as ours, while symbolic indicators might be more suitable in time-sensitive applications (e.g., receiving AI assistance in urgent tasks), where



clear information about the delay duration is important. Future research can explore the differences among various filler types in relation to specific use cases. Additionally, during substantially longer delays, behavioral fillers might become less effective over time as they do not give users any feedback on when the agent will respond. However, the symbolic fillers offer progress indication, which may help maintain user engagement. Future research can replicate our experiment with longer delays and evaluate the impacts of the various fillers. In our user study, we did not investigate the impact of different filler types across the individual delay durations of 2, 4, and 8 seconds, as these were not analyzed separately. Future research could evaluate how filler types interact with varying delay durations, with delay as an independent variable.

We did not add symbolic indicators on top of behavioral fillers in addition to assessing their effect individually, which could have added further insights about their effects. Furthermore, we did not entangle the influence of the visual animations in the BEHAVIORAL condition from the effect of the non-lexical fillers. Specifically, it needs to be determined in future work if the results would have been comparable if the non-lexical fillers would have been omitted and only the animations had been played.

One limitation of our study is that each filler type was always displayed with the same character. While the four characters look very similar and inconspicuous and are all wearing similar clothes, we can not exclude that character appearance might have influenced our results. Additionally, an idle animation was looped in BASE, EMBEDDED and EXTERNAL, along with their respective visual indicators. This idle animation consisted of natural eye movement behaviors like blinking, brief gaze shifts, and minor movements to prevent the agent from appearing frozen and showing humanlikeness. This resulted in the agent occasionally diverting its gaze shortly after the participant finished asking a question, which may have conveyed unintended cues about the agent's responsiveness.

Another limitation could be the specific use case and the setting of our experiment. The task given to the participants was to interview the virtual agent, which could influence their expectations of getting a human-like response. However, other tasks that solely focus on information acquisition from LLMs could benefit from the other filler types. We speculate that for other ECA tasks where information retrieval is the main goal, the symbolic fillers could impact user experience more positively than behavioral fillers. Future work can explore alternative use cases where information retrieval is the main goal and assess the impact of various filler types on user preferences.

In our user study, we used pre-defined delays in the response time that allowed a smooth transition from the behavioral filler animation sequences to the response states. However, in real-world applications, system response times are often unpredictable, and deploying the behavioral fillers effectively can be challenging, e.g., the response has already arrived, but the agent is in mid-animation. Hence, certain trade-offs must be considered to balance the response time and the perceived naturalness in the case of behavioral fillers. Prior work from Gnewuch et al. [11] demonstrated that chatbots using dynamically delayed responses were perceived as more human-like and socially present, leading to greater user satisfaction than chatbots that responded instantly. Therefore, delaying an arrived response to allow the behavior filler to complete would help in keeping the perceived naturalness intact, however, it is important to do this optimally. Instead of fixed-length animations, an animation state machine could play small modular filler animations until the response has arrived. Once a response is ready, the system can play a short finisher animation (e.g., a nod or an "Ah!" expression) before presenting it, effectively balancing both naturalness and responsiveness.

Similarly, it is important to visualize the estimated waiting times appropriately in the progress bar, as these visualizations could be inaccurate due to variance in response time. To mitigate this, user experience designers employ strategies like non-linear animation

patterns (such as fast-to-slow fills) [34] or integrate adaptive time prediction algorithms to dynamically estimate remaining work [7]. Future work can explore the aforementioned animation state machines and the strategies for progress indications for behavioral and symbolic fillers, respectively, in real-time conversational scenarios. Future work can also investigate the impact of explicitly showing estimated waiting time on the perceived response time.

## 6 CONCLUSION

In this work, we explored behavioral and symbolic fillers as delay mitigation strategies when communicating with embodied conversational agents in virtual reality. While the multimodal behavioral fillers included thinking animations with non-lexical verbal fillers, symbolic fillers included progress indicators either integrated into a badge on the ECA or in a thinking bubble.

Our results indicated that the multimodal behavioral filler increased the appropriateness of the perceived response time, lead to higher perceived aspects of presence (parasocial interaction, engagement, and social realism), and improved the impression participants had of the agent when it came to humanlikeness, and naturalness. Our results also suggest that symbolic time indicators can not easily replace behavioral delay mitigation strategies for ECAs. In our scenario, they did not seem to substantially better help participants in judging when to expect an answer from the ECA. Even if individual participants preferred our symbolic time indicator conditions, as it confirmed that the system was working and indicated when to expect an answer, the majority of participants preferred behavioral delay mitigation strategies.

While these results do not speak in favor of symbolic time indicators, we did not explore if adding symbolic indicators on top of behavioral fillers would be considered useful by users. Future work will need to investigate if mixing such different delay mitigation strategies might be advantageous.

## REFERENCES

- [1] A. Adkins, A. Normoyle, L. Lin, Y. Sun, Y. Ye, M. Di Luca, and S. Jörg. How important are detailed hand motions for communication for a virtual character through the lens of charades? *ACM Trans. Graph.*, 42(3), article no. 27, 16 pages, May 2023. doi: 10.1145/3578575 2
- [2] C. Bartneck, D. Kulić, E. Croft, and S. Zoghbi. Measurement instruments for the anthropomorphism, animacy, likeability, perceived intelligence, and perceived safety of robots. *International Journal of Social Robotics*, 1(1):71–81, 2009. doi: 10.1007/s12369-008-0001-3 3
- [3] M. J. Blanca, J. Arnau, F. J. García-Castro, R. Alarcón, and R. Bono. Non-normal data in repeated measures ANOVA: Impact on type I error and power. *Psicothema*, 35(1):21–29, 2023. doi: 10.7334/psicothema2022.292 6
- [4] H.-A. Boukaram, M. Ziadee, and M. F. Sakr. Mitigating the effects of delayed virtual agent response time using conversational fillers. In *Proceedings of the 9th International Conference on Human-Agent Interaction*, HAI '21, 9 pages, pp. 130–138, 2021. doi: 10.1145/3472307.3484181 2, 3
- [5] J. Cassell. Embodied conversational agents: Representation and intelligence in user interfaces. *AI magazine*, 22(4):67–67, 2001. 1
- [6] R. B. Church and S. Goldin-Meadow. The mismatch between gesture and speech as an index of transitional knowledge. *Cognition*, 23(1):43–71, 1986. 2
- [7] E. Coppa and I. Finocchi. On data skewness, stragglers, and mapreduce progress indicators. In *Proceedings of the Sixth ACM Symposium on Cloud Computing*, pp. 139–152, 2015. 8
- [8] J. Ehret, A. Bönsch, L. Aspöck, C. T. Röhr, S. Baumann, M. Grice, J. Fels, and T. W. Kuhlen. Do prosody and embodiment influence the perceived naturalness of conversational agents' speech? *ACM Trans. Appl. Percept.*, 18(4), article no. 21, 15 pages, Oct. 2021. doi: 10.1145/3486580 2
- [9] M. Elfleet and M. Chollet. Investigating the impact of multimodal feedback on user-perceived latency and immersion with llm-powered embodied conversational agents in virtual reality. In *Proceedings of*



- the 24th ACM International Conference on Intelligent Virtual Agents, pp. 1–9, 2024. 2, 3, 4, 6
- [10] S. L. Gambino, S. Zarriß, and D. Schlangen. Testing strategies for bridging time-to-content in spoken dialogue systems. In *Proceedings of the Ninth International Workshop on Spoken Dialogue Systems Technology*, pp. 1–7, 2018. 2
- [11] U. Gnewuch, S. Morana, M. Adam, and A. Maedche. Faster is not always better: Understanding the effect of dynamic response delays in human-chatbot interaction. 2018. 2, 8
- [12] U. Gnewuch, S. Morana, M. T. Adam, and A. Maedche. “The chatbot is typing...” –the role of typing indicators in human-chatbot interaction. In *Proceedings of the Sixteenth Annual Pre-ICIS Workshop on HCI Research*, 2018. 2
- [13] H. Goble and C. E. and. A robot that communicates with vocal fillers has ... uhhh ... greater social presence. *Communication Research Reports*, 35(3):256–260, 2018. doi: 10.1080/08824096.2018.1447454 2
- [14] G. Gronier and A. Baudet. Does progress bars’ behavior influence the user experience in human-computer interaction. *Psychology and Cognitive Sciences—Open Journal*, 5(1):6–13, 2019. 2
- [15] J. Jaffe, B. Beebe, S. Feldstein, C. L. Crown, M. D. Jasnow, P. Rochat, and D. N. Stern. Rhythms of dialogue in infancy: Coordinated timing in development. *Monographs of the society for research in child development*, pp. i–149, 2001. 2
- [16] Y. Jeong, J. Lee, and Y. Kang. Exploring effects of conversational fillers on user perception of conversational agents. In *Extended Abstracts of the 2019 CHI Conference on Human Factors in Computing Systems*, CHI EA ’19, 6 pages, pp. 1—6, 2019. doi: 10.1145/3290607.3312913 1, 2
- [17] K. Kim, L. Boelling, S. Haesler, J. Bailenson, G. Bruder, and G. F. Welch. Does a digital assistant need a body? The influence of visual embodiment and social behavior on the perception of intelligent virtual agents in AR. In *2018 IEEE International Symposium on Mixed and Augmented Reality (ISMAR)*, pp. 105–114, 2018. doi: 10.1109/ISMAR.2018.00039 2
- [18] J. Kum and M. Lee. Can gestural filler reduce user-perceived latency in conversation with digital humans? *Applied Sciences*, 12(21):10972, 2022. 2, 3, 4, 6
- [19] M. E. Latoschik, F. Kern, J.-P. Stauffert, A. Bartl, M. Botsch, and J.-L. Lugin. Not alone here?! Scalability and user experience of embodied ambient crowds in distributed social virtual reality. *IEEE Transactions on Visualization and Computer Graphics*, 25(5):2134–2144, 2019. 2
- [20] G. Liu, M. W. Liu, and Q. Zhu. Hmm, the effect of AI conversational fillers on consumer purchase intentions. *Marketing Letters*, pp. 1–13, 2024. 1, 2
- [21] M. Lombard, T. B. Ditton, and L. Weinstein. Measuring presence: The temple presence inventory. In *Proceedings of the 12th International Workshop on Presence (PRESENCE’09)*, 01 2009. 3
- [22] M. Lombard, L. Weinstein, and T. B. Ditton. Measuring telepresence: The validity of the temple presence inventory (TPI) in a gaming context. In *Proceedings of the 13th International Workshop on Presence*, 2011. 3
- [23] M. L. Lupetti, E. Hagens, W. Van Der Maden, R. Steegers-Theunissen, and M. Rousian. Trustworthy embodied conversational agents for healthcare: A design exploration of embodied conversational agents for the periconception period at Erasmus MC. In *Proceedings of the 5th International Conference on Conversational User Interfaces*, CUI ’23, article no. 25, 14 pages, 2023. doi: 10.1145/3571884.3597128 2
- [24] M. Maslych, C. Pumarada, A. Ghasemaghaei, and J. J. LaViola Jr. Takeaways from applying LLM capabilities to multiple conversational avatars in a VR pilot study. *arXiv preprint arXiv:2501.00168*, 2025. 1, 2
- [25] S. McCloud and M. Martin. *Understanding comics: The invisible art*, vol. 106. Kitchen sink press Northampton, MA, 1993. 2
- [26] N. Mukawa, H. Sasaki, and A. Kimura. How do verbal/bodily fillers ease embarrassing situations during silences in conversations? In *The 23rd IEEE International Symposium on Robot and Human Interactive Communication*, pp. 30–35. IEEE, 2014. 2
- [27] B. A. Myers. The importance of percent-done progress indicators for computer-human interfaces. *ACM SIGCHI Bulletin*, 16(4):11–17, 1985. 1, 2, 4
- [28] N. Norouzi, K. Kim, J. Hochreiter, M. Lee, S. Daher, G. Bruder, and G. Welch. A systematic survey of 15 years of user studies published in the intelligent virtual agents conference. In *Proceedings of the 18th International Conference on Intelligent Virtual Agents, IVA ’18*, 6 pages, pp. 17—22, 2018. doi: 10.1145/3267851.3267901 2
- [29] K. L. Nowak and F. Biocca. The effect of the agency and anthropomorphism on users’ sense of telepresence, copresence, and social presence in virtual environments. *Presence: Teleoperators and Virtual Environments*, 12(5):481–494, 10 2003. doi: 10.1162/105474603322761289 3
- [30] S. Schmidt, O. Ariza, and F. Steinicke. Intelligent blended agents: Reality–virtuality interaction with artificially intelligent embodied virtual humans. *Multimodal Technologies and Interaction*, 4(4):85, 2020. 1
- [31] S. Schmidt, T. Rolff, H. Voigt, M. Offe, and F. Steinicke. Natural expression of a machine learning model’s uncertainty through verbal and non-verbal behavior of intelligent virtual agents. In *Proceedings of the 37th Annual ACM Symposium on User Interface Software and Technology*, pp. 1–15, 2024. 1
- [32] T. Shiwa, T. Kanda, M. Imai, H. Ishiguro, and N. Hagita. How quickly should communication robots respond? In *Proceedings of the 3rd ACM/IEEE international conference on Human robot interaction*, pp. 153–160, 2008. 2
- [33] S. Sonlu, U. Güdükbay, and F. Durupinar. A conversational agent framework with multi-modal personality expression. *ACM Transactions on Graphics (TOG)*, 40(1):1–16, 2021. 1
- [34] A. Villar, M. Callegaro, and Y. Yang. Where am i? a meta-analysis of experiments on the effects of progress indicators for web surveys. *Social Science Computer Review*, 31(6):744–762, 2013. 8
- [35] H. Wan, J. Zhang, A. A. Suria, B. Yao, D. Wang, Y. Coady, and M. Prpa. Building LLM-based AI agents in social virtual reality. In *Extended Abstracts of the CHI Conference on Human Factors in Computing Systems*, CHI EA ’24, article no. 65, 7 pages, 2024. doi: 10.1145/3613905.3651026 2
- [36] I. Wang and J. Ruiz. Examining the use of nonverbal communication in virtual agents. *International Journal of Human–Computer Interaction*, 37(17):1648–1673, 2021. 2
- [37] E. Yang and M. C. Dorneich. The effect of time delay on emotion, arousal, and satisfaction in human-robot interaction. In *Proceedings of the human factors and ergonomics society annual meeting*, vol. 59, pp. 443–447. SAGE Publications Sage CA: Los Angeles, CA, 2015. 2
- [38] F.-C. Yang, K. Duque, and C. Mousas. The effects of depth of knowledge of a virtual agent. *IEEE Transactions on Visualization and Computer Graphics*, 2024. 1
- [39] J. Zhu, R. Kumaran, C. Xu, and T. Höllerer. Free-form conversation with human and symbolic avatars in mixed reality. In *2023 IEEE International Symposium on Mixed and Augmented Reality (ISMAR)*, pp. 751–760. IEEE, 2023. 1