

Assessing User Privacy Leakage in Synthetic Packet Traces: An Attack-Grounded Approach

Minhao Jin
Princeton University
minhaoj@princeton.edu

Hongyu Hè
Princeton University
hhy@g.princeton.edu

Maria Apostolaki
Princeton University
apostolaki@princeton.edu

Abstract—Current synthetic traffic generators (SynNetGens) promise privacy but lack comprehensive guarantees or empirical validation, even as their fidelity steadily improves. We introduce the first attack-grounded benchmark for assessing the privacy of SynNetGens directly from the traffic they produce. We frame privacy as membership inference at the traffic-source level—a realistic and actionable threat for data holders. To this end, we present TraceBleed, the first attack that exploits behavioral fingerprints across flows using contrastive learning and temporal chunking, outperforming prior membership inference baselines by 172%. Our large-scale study across GAN-, diffusion-, and GPT-based SynNetGens uncovers critical insights: (i) SynNetGens leak user-level information; (ii) differential privacy either fails to stop these attacks or severely degrades fidelity; and (iii) sharing more synthetic data amplifies leakage by 59% on average. Finally, we introduce TracePatch, the first SynNetGen-agnostic defense that combines adversarial ML with SMT constraints to mitigate leakage while preserving fidelity.

I. INTRODUCTION

Synthetic Network Data Generation Pipelines (SynNetGens) (e.g., [1], [2], [3], [4], [5], [6], [7], [8], [9], [10]) are gaining popularity both in academia and industry because they promise to let researchers and vendors analyze and test network algorithms, reproduce real-world conditions, and benchmark performance without exposing raw traces that contain sensitive information. Despite ample research on fidelity, privacy has largely been assumed or handled superficially. Some works treat synthetic data as inherently private [2], [4], [7], while others apply (ϵ, δ) -DP at the packet or flow level [8], [9]. These approaches neither cover all attack vectors nor provide interpretable guarantees, leaving data holders to balance privacy and fidelity blindly.

There is a critical need to quantitatively assess how much information SynNetGens leak from their training datasets through the synthetic traces they produce, especially compared to sharing raw traces. We frame this as the following question, which our paper aims to answer: **Given (i) traffic from a source (e.g., a user or server) and (ii) a synthetic trace generated by a SynNetGen P , can an adversary, with variable access to similar traffic (reference), determine whether that source was included in P 's training set?** Unlike prior works that defined privacy at the packet or flow level, this formulation captures the privacy risk most critical to data holders: *membership inference at the source level*. Sensitive information rarely resides in a single packet or flow; instead, it emerges from behaviors of users, or servers

(i.e., traffic sources). Importantly, this formulation defines a practical and configurable threat model that enables systematic assessment of privacy leakage under varying attacker capabilities—ranging from weak adversaries with limited auxiliary traffic to strong adversaries with rich reference datasets. Finally, this formulation assumes a black-box setting, emulating more realistic attack scenarios, and enabling fair comparisons across different generation pipelines.

Designing an attack to answer the aforementioned question is challenging. The black-box setting, together with the noise, continuity, and lack of well-defined records in network traffic, makes membership inference attacks (MIAs) in other domains unsaleable [11], [12], [13]. Further, SynNetGens hide identifiers such as IP addresses and ports that reveal source identity. To overcome these challenges we observe that source can be identified through correlations across flows they create because those expose behavioral patterns such as web browsing habits or communication patterns in an application. We reveal that SynNetGens inadvertently preserve and reproduce cross-flow patterns, and present TraceBleed a novel MIA tailored for synthetic packet traces. TraceBleed employs contrastive learning to group traffic segments from the same source closer together in embedding space while pushing apart segments from different sources, without depending on fixed label sets. To capture temporal dynamics, TraceBleed introduces a sliding-window approach with a small stride to split source traffic into overlapping chunks, enabling the model to learn source-specific patterns over time despite the noise. As a result, TraceBleed is 172% more accurate than DF [14], a typical flow classification approach on identifying the source membership. More importantly, TraceBleed challenges longstanding assumptions about SynNetGens. First, we show that SynNetGens leak source-level information even when protected by differential privacy and state-of-the-art models. For example, the DP-protected NetShare [8] leaks source privacy in multiple evaluated datasets. Second, contrary to claims that sharing the generator model is as safe as sharing synthetic data, we find that releasing more synthetic data significantly amplifies privacy leakage. For instance, sharing 10X more data generated by NetDPSyn($\epsilon = 20, \delta = 10^{-5}$) degrades privacy by 160%. Finally, we demonstrate that this leakage persists even when the adversary's reference dataset is collected from a completely different vantage point than the training dataset. For instance, TraceBleed against RTF-Time [15] remains more

accurate than random guessing even when the reference dataset was collected at CloudLab’s Wisconsin and Emulab cluster, while the training dataset is in a distant university campus.

To mitigate this privacy leakage, we propose TracePatch, a generator-agnostic defense that protects any SynNetGen from TraceBleed without compromising fidelity. To achieve this, TracePatch combines Adversarial Machine Learning (AML) with a Satisfiability Modulo Theories (SMT) solver. The AML component finds perturbations to the synthetic traffic that mislead the TraceBleed attacker model, while the SMT solver refine these perturbations to ensure they preserve fidelity. Our evaluation shows that TracePatch can make TraceBleed worse than random guess on synthetic data with only 5% fidelity drop. Moreover, TracePatch provides robust protection for SynNetGens against a range of attacker models.

Our contributions are:

- The first privacy **formulation** for synthetic network data generation as *membership inference at the source level*, a threat model that is relevant and realistic enough for data holders to take seriously.
- The first concrete **source-level membership inference attack** targeting SynNetGens, operating in realistic black-box settings and exploiting behavioral fingerprints across flows.
- The first **generator-agnostic privacy benchmark**, enabling fair comparisons across unmodified SynNetGens and interpretable tuning of privacy–fidelity trade-offs.
- A **large-scale evaluation** of privacy leakage in synthetic traces across diverse generators (GAN-, diffusion-, GPT-, and DP-based) and multiple real-world datasets, revealing fundamental weaknesses.
- Novel and actionable **insights** including: that sharing the generator itself (instead of synthetic traces) amplifies privacy risks, and that state-of-the-art SynNetGens leak significant source-level information even if augmented with differentiable privacy.
- The first **generator-agnostic obfuscation mechanism** (TracePatch) that combines adversarial ML against the TraceBleed model with global fidelity-preserving SMT constraints and achieves a better privacy-fidelity trade-off than pipelines leveraging DP at the source level.

II. MOTIVATION

We present a motivating example to underscore the need for a quantitative assessment of user privacy leakage in synthetic network data. We outline the key requirements such an assessment tool must meet and explain why existing approaches fall short.

Example: Consider an ISP operator sharing synthetic traces with vendors to build a network management tool. The ISP will generate the synthetic trace by training a SynNetGen on real traffic. Observe that if a synthetic trace leaks sensitive information, the repercussions for the ISP will be severe, from reputational damage to legal liability—even though only synthetic data was shared. Take the two next scenarios for example:

- **Whistleblower scenario:** A privacy-conscious client of that ISP suspects her traffic was used to generate the synthetic dataset. She can collect her own traffic, distill its behavioral pattern, and use it to verify inclusion on the synthetic dataset, exposing the ISP’s policy violations.
- **Competitor scenario:** A rival enterprise wants to confirm whether the ISP runs a specific proprietary application in house. It can generate similar traffic, train an attacker model, and check for inclusion in the shared synthetic dataset.

Requirements for a good privacy metric: To make an informed decision on whether to proceed with sharing the synthetic trace and which SynNetGen and configuration to use, the operator would need a usable metric to assess the privacy leakage across synthetic traces generated by various SynNetGens, similarly to how they can compare fidelity. Concretely, the operator would need a privacy metric that satisfies three requirements:

- **Generator-Agnostic:** The metric should apply to any SynNetGen, regardless of its internal architecture, training method, and should not require access or modifications to the SynNetGen. This ensures broad applicability and fair comparisons across different pipelines, while minimizing implementation errors.
- **User-Centric:** The metric must assess privacy at the level of users rather than individual packets or flows—capturing the kinds of correlations that lead to real-world privacy risks.
- **Attack-Grounded and Interpretable:** The metric should reflect a concrete and realistic privacy threat. This represents a principled extension of membership inference, specifically tailored to the networking context, making it interpretable and directly meaningful for practitioners evaluating what an attacker could actually infer.

Differential Privacy is not (a proxy for) a privacy metric:

The closest we can get to such a metric is Differential Privacy (DP)—which has often been repurposed as a proxy for privacy assessment or used to justify the absence of such evaluation in many recent works. While DP provides formal privacy guarantees when integrated into the training process of a SynNetGen, it fails to meet any of the key requirements outlined earlier. First, DP is not generator-agnostic. DP has only been implemented in a subset of available SynNetGens, and DP cannot be applied or verified post hoc on the synthetic traces themselves—it must be integrated into the training process. This means that only SynNetGens explicitly designed (or retrofitted) to support DP can offer its guarantees, excluding a large class of existing tools from evaluation. Second, DP is not by default user-centric. By definition, it provides privacy guarantees with respect to individual records, which existing pipelines typically interpret as packets or flows. In §III-D, we explain that this is not easy to change in today’s generators. Finally, there is no real-world, attack-grounded mechanism that helps operators determine whether a given choice of DP parameters makes a synthetic trace sufficiently private. Even among SynNetGens that incorporate DP, the

guarantees are defined by configurable parameters ϵ and δ , whose practical privacy implications are notoriously difficult to interpret. These values cannot be meaningfully compared across different SynNetGens, as they depend heavily on model architecture, training data, and noise mechanisms. Blindly increasing the strength of the privacy guarantee—by lowering ϵ and δ —is not a viable solution either, as it significantly degrades data fidelity [8], [16], [17], often rendering the synthetic traces unusable for real-world applications.

III. OVERVIEW AND INSIGHTS

As explained in the previous section, to empirically assess the privacy leakage of synthetic traces, we need a metric that is (i) generator-agnostic, (ii) user-centric, and (iii) attack-grounded (hence interpretable). In this section, we formulate the problem as a modified membership inference attack and highlight the unique challenges posed by our setting. Next, we give an overview of TraceBleed, the first membership inference attack against synthetic network data, and explain the key insights.

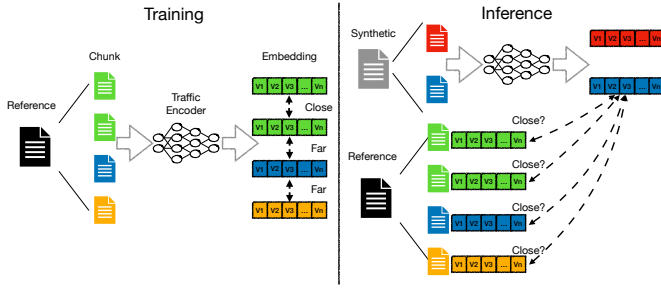


Fig. 1: Overview of TraceBleed. TraceBleed trains a model (traffic encoder) to capture source-specific patterns. Given a synthetic trace, attackers use the encoder to determine if any synthetic source demonstrates a traffic pattern that resembles that of a source in the reference trace.

A. Problem formulation & Threat Model

We consider a setting where a data holder trains a synthetic trace generator (SynNetGen) on an original packet trace D and publicly shares the resulting synthetic trace $P(D)$.

Threat model: The adversary’s goal is to determine whether a target source (e.g., a user, application, or service) contributed traffic to D by inspecting $P(D)$. The adversary cannot rely on identifiers such as IP addresses, as these are obfuscated by all SynNetGens. The adversary also has access to a reference trace R that contains traffic from some sources present in D . The adversary can group by IP or other identifiers of a source in R .

Importantly, the adversary doesn’t need to have R collected at the same time or from the same vantage point with D ; they can be temporally and spatially disjoint, but share some sources. The adversary has black-box access to the generator, which means she does not know the SynNetGen internals (training pipeline, architecture, loss function, etc.)

and cannot request unlimited synthetic samples. Our black-box assumption matches today’s practice: data holders release finite synthetic datasets, not queryable models.

The overlap between R and D defines how powerful the attacker is, is configurable and allows us to test given SynNetGens against various attackers, which is the goal of the paper. Next, we provide practical examples of how an attacker can collect R to overlap with D or not.

Collecting R that overlaps with D is realistic. If the target data holder is an ISP, then any (compromised) router in the Internet which forwards traffic that is routed or originates from that ISP can collect an R that overlaps with D . Worse yet if the router is close to the data holder e.g., is in the network of one of the ISP’s direct clients or providers (from the BGP policy perspective [18]) the overlap will be significant. Similarly, if the data holder is a cloud provider, its customers can independently collect and store their own traffic, while the provider’s direct network peers can store traffic as it enters or leaves the cloud. Such a dataset will be perfectly aligned as the latencies between any points in the datacenter are minimal.

Non-overlapping R and D are even simpler to collect. For the attack to work, D and R must contain traffic from the target sources. This is trivial to achieve because the attacker can essentially reproduce the patterns. For instance, if the target source is an application which might run on a cloud sharing synthetic data, a competing cloud can generate traffic of that application and use it as R . If the target source is an individual user, then any network she has connected to such as a library, café, or while traveling abroad, is an effective attacker. Indeed, all these networks can collect traces that contain her traffic, and then check for her presence in a ISP’s synthetic dataset.

B. Connection to MIA and Challenges

At first glance, one might assume that Membership Inference Attacks (MIAs), which have been extensively studied in domains like computer vision and natural language processing, already solve the outlined problem above. In effect, one could use typical MIAs to guess whether traffic from a given source (e.g., a user) is in the training dataset of a SynNetGen, in the same way she would use MIAs to guess whether an image is in the training dataset of an image generator. Next, we explain why the nature of network traces precludes directly using typical MIAs, and the risks of naively applying MIAs to assess the privacy of SynNetGens.

Temporal and Structural Variability Unlike inputs considered by MIA (e.g., images or text), which are static, network traces are highly volatile time-series data. This volatility stems from factors like application behavior, network congestion, user interaction, and background processes, which make per-source traffic look quite different over time and make typical membership signals sparse and difficult to exploit directly. Of course, one could sidestep this complexity by defining membership inference at a finer granularity—for example, asking whether a specific packet sequence or flow was part of the training set. However, failure to find an exact match in such a narrowly scoped attack says little about privacy:

preventing SynNetGens from memorizing specific sequences is straightforward, and an attacker is unlikely to possess the exact same flow in practice [3]. This is exactly why our problem definition assumes that R and D are not collected at the same time. Given the traffic $\text{Traffic}_{R\text{--}src}$ from the source src appearing in R , our aim is not to predict whether $\text{Traffic}_{R\text{--}src}$ is in the training set of SynNetGens. Instead, we ask whether SynNetGens are using traffic from src , even if $\text{Traffic}_{R\text{--}src}$ itself is not present in the training set.

Lack of Well-defined Records and Decision Boundaries MIAs are traditionally designed for domains that benefit from well-defined records (*e.g.*, images) and clear semantic boundaries (*e.g.*, a one-pixel change in an image typically does not alter its identity). In contrast, network traffic lacks such clearly delineated records and is continuous and noisy. There is no universally agreed-upon unit of analysis—should a “record” be a packet, a flow, a session, or a user’s activity window? Moreover, a one-bit change in a network packet (*e.g.*, in an IP address or port) can correspond to an entirely different user or service, dramatically shifting its semantic meaning. Meanwhile, a one-bit change in a timestamp may have little to no impact.

Mismatch Between Attack and Generation Granularity

Many MIAs rely on the fact that the granularity of the input record used for inference aligns with the output granularity of the generator. This makes the attack easier to design in practice. For instance, LOGAN [19], one of the earliest MIAs against GANs, relies on the discriminator’s confidence to determine whether a given sample—at the generator’s output granularity—is in the training set. In the context of networking, though, the generator’s output granularity is typical at the packet or flow level, while privacy is expressed at the user level. A user or device typically generates many flows and packets even within short periods. Naive extrapolations, while easier to implement, might give false assurance for privacy. Consider, for instance, the MIA evaluation of DoppelGANger [3], which reported that the attacker’s probability of guessing whether a flow was used in training was near random even without using DP. Our results show the opposite: NetShare [8], a generalization of DoppelGANger, can leak user-level information (see Fig. 7 in §V-C). This is not to say that the evaluation in this work was incorrect, but rather that such evaluations overlook the granularity mismatch between generation and privacy.

Distinct Assumptions about Practical Attacker Setting

Many existing MIA approaches assume unrestricted access to the generator or synthetic data. This includes the ability to repeatedly query the generator, observe prediction confidences or loss values, or even train a proxy model using auxiliary data that mimics the behavior of the real generator [19], [20]. Such assumptions are impractical in the networking domain, making our setting more challenging. Synthetic traces are usually shared as static datasets, not as queryable models. Data holders—such as ISPs or cloud providers—typically release only a limited volume of synthetic data and do not ex-

pose the generator’s architecture, training process, or decision boundaries. In many cases, access is deliberately restricted to minimize leakage risks.

C. TraceBleed Overview

Our inference attack leverages the observation that although a source’s exact packet sequences evolve over time—often appearing quite different across consecutive time windows when inspected visually or using simple distance metrics—these temporal variations are relatively minor compared to the differences between traffic patterns of distinct sources. This is because traffic sources in a network typically correspond to humans with specific online behaviors, Internet services, or servers running particular applications. Following this observation, we hypothesize the existence of an embedding space in which samples from the same source cluster closely together while those from different sources remain well separated—capturing the underlying behavioral consistency despite surface-level variability. Hence, the attacker’s objective is to construct an attack model, namely TraceBleed, that learns per-user embeddings and uses them to distinguish members from non-members of the target model’s training dataset, relying solely on the outputs of the target model, namely synthetic data.

As we illustrate in Fig. 1, TraceBleed first trains the attacker’s model on a reference dataset R , which contains traffic from an intersecting set of the sources present in D —the dataset on which the target SynNetGen has been trained. To construct this model, the attacker generates a training dataset by splitting R into multiple per-source traffic chunks based on source and time. She then trains a machine learning model to map these chunks into an embedding space that reflects user identity and computes appropriate thresholds. Upon receiving the synthetic dataset $P(D)$, the attacker maps the synthetic samples into the same embedding space after a reprocessing step and determines whether they are sufficiently close to any of the sources in the reference.

D. TraceBleed Key Insights

Before we describe TraceBleed in detail, we present the key insights that guided its design and explain why it is not merely a measure of memorization but instead captures a broader notion of privacy leakage—orthogonal to what differential privacy (DP) techniques are designed to protect against.

TraceBleed learns correlations among flows, rather than relying on unique attributes. Many prior works rely on unique (or injected) identifiable attributes such as IP addresses, timestamps, or port numbers [21], [22]. While effective when attackers have access to raw traces—or when traces are anonymized using outdated methods—these approaches are largely ineffective against modern SynNetGens. Such synthetic data generators are carefully engineered to avoid direct memorization of such identifiable attributes. For instance, NetShare explicitly avoids IP memorization by generating IP addresses from the full IP space using a spectrum-based encoding scheme. It also includes a memorization risk evaluation step,

checking whether the model disproportionately reproduces packets with identical fields as those in the training data.

Still, modern SynNetGens leak sensitive information through more complex cross-flow patterns. A source’s behavioral fingerprint, encoded in distributions such as inter- and intra flow timing, packet sizes, and flow structure, can persist in the generated data. TraceBleed leverages this insight: rather than depending on fixed identifiers, it exploits behavioral patterns that SynNetGens can unintentionally preserve and reproduce, thereby compromising source-level privacy.

TraceBleed uses contrastive learning with a sliding-window-based chunking design to capture source-specific and time-persistent traffic patterns. Framing this problem as a standard classification task (where the attacker attempts to predict which source in the reference set corresponds to a given per-source synthetic traffic aggregate) will result in an ineffective attack. Classifiers are inherently limited to predicting over labels (sources, in this case) seen during training. Consequently, they will perform poorly in our scenario where source behavior evolves over time, each source appears only once, and there is limited overlap between sources in the training and testing sets.

Instead, TraceBleed leverages deep learning models to capture complex patterns in time-series network traffic. To address the limitations of standard classification approaches, TraceBleed employs contrastive learning, which avoids reliance on fixed label sets and instead learns to group traffic segments from the same source closer together in embedding space while pushing apart segments from different sources. To enhance this, TraceBleed introduces a sliding window with a small stride to split source traffic into overlapping chunks, enabling the model to learn source-specific patterns over time.

The sliding-window chunking design can effectively capture behavioral drift over time and strengthens contrastive learning’s ability to model time-persistent traffic patterns. The overlapping chunks also mitigate the challenge of having only a single record per source, enabling the model to learn from multiple views of each source and improving its robustness to temporal variation.

TraceBleed is orthogonal to differential privacy mechanisms. At first glance, one might assume that TraceBleed would only be effective against SynNetGens that lack formal privacy protections. Differential Privacy (DP) is widely regarded as a strong mechanism for ensuring privacy; hence, exposing attacks against DP-protected models may seem contradictory. However, we stress that TraceBleed’s effectiveness against DP-trained SynNetGens does not violate the DP guarantee. Instead, it highlights a limitation in how DP is commonly applied in the context of network trace generation. Specifically, DP mechanisms are typically applied at the packet or flow level, limiting the influence of individual records during training (e.g., [9], [8]). Yet, in networking contexts, a single source may generate many correlated flows, and DP offers no formal guarantee against the leakage of patterns that emerge across these flows. As our results show (Fig. 7), even DP-

protected SynNetGens can reproduce source-level behavioral signatures, leading to privacy leakage. More importantly, the observed vulnerability is not a simple oversight that can be resolved by applying DP at the source level. As demonstrated in Fig.12 and TableIV, doing so drastically degrades data fidelity, rendering the synthetic traces unusable for practical purposes. This highlights that the choice of DP granularity in previous designs is not arbitrary or inconsequential. Instead, it fundamentally shapes the balance between privacy and fidelity and must be treated as a core design decision in any trace-generation pipeline.

IV. TRACEBLEED DESIGN

Similar to traditional membership inference attacks on ML classifiers, TraceBleed frames the problem as a binary classification task. That is, given a source src , TraceBleed predicts IN—if the data holder used src ’s traffic to train SynNetGens—or OUT—if src ’s traffic was not used.

A. Data Preparation

Given R , TraceBleed first splits the data into a training set T and a validation set V by time. TraceBleed uses the training set to train the traffic encoder M and the validation set to determine a decision threshold. Details about them are discussed in §IV-B.

Next, TraceBleed partitions both T and V into traffic chunks using a sliding window of size W and stride S . For each chunk, TraceBleed groups packets by source IP. Then, for each source, TraceBleed further groups packets by five-tuple (source/destination IP, source/destination port, protocol) to define a set of network flows. Each flow is represented as a sequence of packets. For each packet, TraceBleed extracts the inter-arrival time and packet length as features. By design, TraceBleed can use any packet-level fields, including stateful session-specific ones such as flags in TCP sessions. However, since the current SynNetGens, such as NetShare cannot capture stateful session semantics, TraceBleed limits itself to the most commonly generated fields to ensure compatibility across SynNetGens.

B. Training

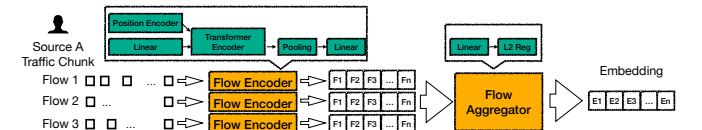


Fig. 2: The architecture of the traffic encoder M . M combines a flow encoder with an aggregator to map traffic chunks to embeddings.

We first introduce the architecture of the traffic encoder M , then explain the training scheme of M . The traffic encoder M encodes the traffic chunk to a traffic embedding. We design M as an end-to-end differentiable model composed of two main modules, flow encoder and flow aggregator. The flow encoder encodes each flow into a flow embedding, while the

flow aggregator aggregates these embeddings into a final traffic embedding. Fig. 2 shows the architecture of M .

More specifically, the flow encoder first maps each flow (represented as a sequence of packet-level features) into a latent space using a linear layer. Since each packet's position within a flow is critical (e.g., The SYN packets appear first and are usually 40 bytes in a TCP session traffic), TraceBleed uses a trainable positional encoding that it. Next, the flow encoder adds the positional encodings to the latent space, passing through a stack of Transformer encoder layers that models the temporal dependencies for each flow. Finally, the output passes through a mean pooling layer to get the summary of the flow pattern and a linear layer for projection into a fixed-size flow embedding space. After the flow encoder maps the flows to the flow embeddings, TraceBleed uses the flow aggregator, which is a simple linear layer with L2 normalization to aggregate the flow embeddings to a single traffic embedding.

TraceBleed uses a few-shot contrastive learning scheme, prototype learning, to train M . Its goal is to ensure that traffic embeddings corresponding to the same source are similar *i.e.*, the distance across pairs of embeddings is minimized. To achieve this, TraceBleed computes a prototype embedding vector for each source, which is the mean embedding of all traffic chunks associated with the same source. During training, M maps a batch of traffic chunks to traffic embeddings. A contrastive learning-specific loss function encourages embeddings to align with their corresponding prototypes while pushing them away from other sources.

The number of chunks per source varies in real-world traces, risking degraded accuracy for underrepresented sources (*i.e.*, sources with few chunks). For example, for the CAIDA dataset, the source with the most traffic chunks has 792 chunks, while the source with the least has only 10. The standard deviation is 233, highlighting a severe data imbalance problem. To address this issue, TraceBleed employs a focal loss variant as a contrastive learning loss that dynamically emphasizes underrepresented sources. This learning scheme generally improves the effectiveness of M , especially on underrepresented sources [23], [24], [25].

C. Decision threshold determination

Given a well-trained M , TraceBleed can calculate the similarity of two traffic chunks by computing the distance of the two embeddings returned by M . TraceBleed defines the distance as $distance = 1 - cosine(embed_1, embed_2)$, which is in the range of $[0, 2]$ with values closer to 0 indicating higher similarity.

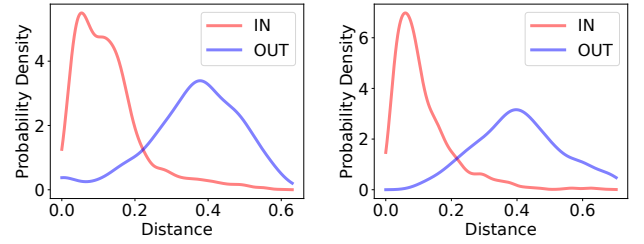
To determine the threshold of similarity for inference, TraceBleed uses V and T , which together make R . Concretely, for any source src and a random piece of src 's traffic chunk i from the training set T , denoted as $Traffic_{T-src,i}$, TraceBleed computes the minimum distance with any of the traffic chunks in V , *i.e.*,

$$dist_{src,i} = \min\{distance(Traffic_{T-src,i}, Traffic_{V-x})\},$$

where $V - x$ represents any traffic chunk in V regardless of their true source. Next, for each $Traffic_{T-src,i}$, TraceBleed assigns a binary label: CLOSE if the source src is close to any of the chunks in V , otherwise FAR. If src appears in V (IN), then the src 's traffic chunks in T should be CLOSE to the src 's traffic in V . If src doesn't appear in V (OUT), src 's traffic chunks should not be similar to any of the chunks in V , therefore FAR.

We define the threshold th to predict the traffic chunk $Traffic_{T-src,i}$ as CLOSE if $dist_{src,i} < th$; otherwise, FAR. TraceBleed will choose the optimal threshold that can achieve the best CLOSE-FAR prediction accuracy on V .

Please note that the CLOSE-FAR prediction is at the chunk level, *i.e.*, That is, for each traffic chunk, we check whether it is CLOSE to any chunk in V . One source can have multiple chunks, therefore, a set of $\{CLOSE, FAR\}$ predictions. TraceBleed leverages all of them to predict whether the source is IN or OUT, which will be explained in §IV-D.



(a) Distance to the most similar traffic chunk in V (b) Distance to the most similar traffic chunk in D

Fig. 3: There is a clear distinction (threshold) in the embedding-space distance between sources which are IN *i.e.*, in both T and V vs OUT *i.e.*, only in T .

Fig. 3 shows the probability density for $dist_{src,i}$ when the source in T is IN/OUT of V . The IN sources' traffic chunks have much CLOSER distance to V compared to OUT sources, which validates our intuition. Meanwhile, this clear gap of distance against V also preserves when against D , showing that the computed threshold against V can be effective against unseen data (*i.e.*, D).

D. Membership Inference

After TraceBleed trains M and determines the threshold, she is ready to perform the attack. Given a source src , TraceBleed first collects all the traffic chunks of src in T . For each $Traffic_{T-src,i}$, TraceBleed calculates $dist_{src,i}$. During inference, instead of calculating the minimum distance from V , TraceBleed computes minimum distance from $P(D)$ (the synthetic counterpart of D), *i.e.*, $dist_{src,i} = \min\{distance(Traffic_{T-src,i}, Traffic_{P(D)-x})\}$. To do this, we use the pre-configured W and S to build traffic chunks for each source in $P(D)$. Then, by the determined threshold, TraceBleed returns with a set of predicted $\{CLOSE, FAR\}$. The size of the set depends on the number of traffic chunks of src in T .

Given the output predictions, we use binomial testing under a null hypothesis to determine if *src* is present in *D* versus not. Each prediction is binary—either CLOSE or FAR, and the binomial test assesses whether the number of CLOSE/FAR predictions are significantly higher than expected. If the number of CLOSE is significantly higher than a prior probability, it suggests that many traffic chunks are similar to those in *D*, TraceBleed infer that *src* is present in *D* with high confidence. And TraceBleed will return with the prediction IN. Similarly, we use the same way to test FAR and predict whether *src* is not present in *D* with high confidence. If with high confidence, TraceBleed returns with prediction OUT. If neither number of CLOSE/FAR are significantly high, TraceBleed returns “unsure”. Users of TraceBleed, such as data holders, can also override the returned “unsure” as IN or OUT using a majority vote.

Since the binomial testing requires a prior probability, we calculate the number of sources in *T* and also in *V* versus those in *T* but not in *V* as the prior probability to estimate the average probability of a chunk being CLOSE or FAR. In addition, the significance level is a parameter to determine if CLOSE/FAR is significantly higher than the expectation. For this parameter, we set it to 0.05, meaning that the binomial test will return either CLOSE or FAR if it has 95% confidence, otherwise unsure.

Fig. 6d shows the ratio of sources that TraceBleed can have 95% confidence of the prediction compared to “unsure”. TraceBleed can achieve high ratio, meaning that TraceBleed is confident with prediction for most of the sources.

E. TraceBleed Defense

One could assume that protecting SynNetGens against TraceBleed can be done by changing the granularity of DP in DP-augmented SynNetGens from flow to source level. However, as shown in Fig. 12, doing so leads to a substantial degradation in data fidelity, rendering generated data useless.

Our goal is to protect SynNetGens from both TraceBleed and fidelity degradations while minimizing engineering efforts. Our insight is that to achieve this we need a mitigation that is minimally invasive to the SynNetGen: (i) operates at the synthetic data, hence requires no change to the SynNetGen’s pipeline; (ii) alters only the distinguishable (vulnerable) sources; and (iii) minimizes these alterations to maintain overall fidelity. To better understand why this is challenging consider a naïve approach: randomly altering synthetic traffic for the most vulnerable sources until their embeddings, from the attacker’s perspective, are sufficiently distant from the original. However, this method is slow and likely to degrade the fidelity of the synthetic data.

TracePatch insights TracePatch addresses these challenges by leveraging three key insights. First, TracePatch uses Adversarial Machine Learning (AML) against the attacker’s model to find the minimal perturbations needed to push the embedding of the traffic of a synthetic source against an original one. While efficient and SynNetGen-agnostic, this will destroy the fidelity of the synthetic dataset. To avoid this, we need to

constrain the perturbations on the synthetic traffic to operations that do not hurt fidelity. However, fidelity is defined at the level of the whole synthetic dataset (its distribution), not at the source level as AML’s perturbations. To address this, TraceBleed defines constraints at the source level that cancel each other out when multiple sources are merged in the synthetic dataset. For instance, we allow both delaying and speeding up packets of individual sources; as a result, the aggregate flow duration distribution is less affected because some used delaying and some speeding up. Finally, TraceBleed employs an SMT solver operating at the chunk level to manage the complexity of the logic problem, using overlapping chunks and multiple perturbation rounds to account for TraceBleed’s concurrent analysis of multiple chunks. This step is critical because TraceBleed can still identify a source in a series of chunks, even if no single chunk is individually vulnerable.

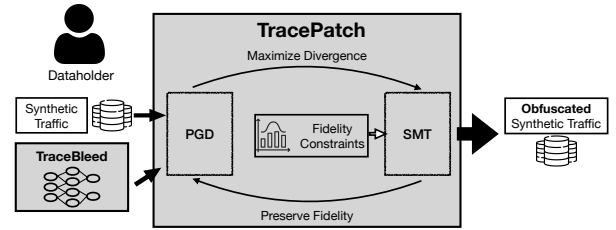


Fig. 4: TracePatch gets a TraceBleed attacker model (trained by the data holder), the synthetic trace (not the SynNetGen) as inputs, and outputs an obfuscated synthetic trace. Internally, TracePatch identifies vulnerable chunks, and combines AML which find perturbations that push their embedding away from the original sample, with an SMT solver to avoid perturbations that affect fidelity.

TracePatch end-to-end view Fig. 4 shows a general workflow of TracePatch. The dataholder, before sharing a dataset, trains a TraceBleed attacker model and proceeds with obfuscating it with TracePatch as we describe next. For each vulnerable chunk, an AML component (PGD in our implementation) uses a gradient-based search algorithm against TraceBleed to find an adversarial chunk from the TraceBleed attacker’s perspective (or a private chunk from the data-holder’s perspective). Given the adversarial and the original chunk, the SMT solver aims to respect the adversarial suggestions while correcting any modifications that significantly degrade data fidelity. It encodes balancing constraints to achieve this. For example, the adversarial chunk may suggest a large interarrival time for a specific packet, while leaving others unchanged. Simply complying with it would extend the flow completion time and distort the distribution. In order to preserve the fidelity, SMT encodes rules ensuring that the sum of interarrival times should stay close to the original duration. At the same time, it also tries to honor the adversarial suggestion by allowing that specific packet’s inter-arrival time to be large. As a result, other packets will slightly speed up to compensate. This leads to an obfuscated chunk that follows the adversarial intent while minimizing fidelity loss. In practice, these constraints

are configurable by the data holder, depending on the fidelity metrics they prioritize.

TracePatch novelty While TracePatch’s high-level methodology (AML combined with SMT solvers) resembles PANTS [26], which generates adversarial examples against network classifiers, TracePatch applies it in a totally new domain: to improve privacy of SynNetGens while preserving fidelity. Further, TracePatch differs in at least two critical dimensions. First, TracePatch is the first to formalize global fidelity requirements (*i.e.*, requirements that concern the synthetic dataset as a whole), as local logic constraints that bound perturbations on each individual flow. Crucially, these constraints are designed so that the perturbations on flows offset one another at the dataset level, preserving overall fidelity. In contrast, PANTS applies realism requirements for each individual flow that are naturally expressed as local constraints at the flow level, with no global effect that needs to be taken care of. Moreover, TracePatch tackles a strictly harder problem at the SMT solver level: its search space is substantially larger, while the set of valid solutions is much smaller. Unlike PANTS, which generates adversarial samples independently for each flow—where out-of-distribution (OOD) samples are acceptable as long as they appear realistic—TracePatch must produce an entire set of flows (*i.e.*, more variables) that are simultaneously adversarial to TraceBleed and remain in-distribution to satisfy global fidelity metrics (*i.e.*, fewer feasible solutions).

V. EVALUATION

In this section, we first assess the effectiveness of TraceBleed on predicting the inclusion of users from raw D . Then, we quantitatively evaluate the privacy leakage of the synthetic version of D (*i.e.*, $P(D)$) generated by the latest SynNetGens.

A. Setup

Datasets. We extensively evaluate TraceBleed on four different packet traces. They are collected in diverse environments, timescales, and traffic characteristics. We generally use more than 1M TCP packets for evaluation.

CAIDA: CAIDA is an anonymized packet trace collected at a backbone link [27]. We used a subset of “equinix-nyc.dirA.20181220-125909.UTC.anon.pcap”, which is collected from the New York collector on 12/20/2018.

MAWI: MAWI is a packet trace collected from a Japanese Internet Service Provider (ISP) [28]. We used the trace which is between 15:45:00 to 15:45:23, April 13th, 2024. It is collected at the transit link to the upstream ISP.

Data Center (DC): We used data center traffic captured from the “UN1” data center [29]. It shows rich traffic pattern of the data center internal networking.

Simulate (SIM & Multi-VA): For this datasets we simulate users with unique website-access pattern by sampling up to 6 websites from the top 30 websites per user based on a user-specific website preference probability function. Next, we collect traffic from 50 loads of these 30 different websites (*e.g.*, google.com, bing.com) and use them as building blocks

to emulate users. Concretely, we modify the packets’ source IP and timestamp to construct a user’s traffic with a unique access pattern to the websites multiple times. The SIM dataset consists of traces (website loads) collected from a single entity within a campus network. In contrast, Multi-VA includes traces gathered from three distinct vantage points at different times: a campus entity on 11/22/2024, the CloudLab Wisconsin cluster on 6/19/2025, and the CloudLab Emulab cluster on 7/1/2025, which are geographically far away. In effect, Multi-VA simulate a more challenging situation where the attacker’s reference dataset is collected in a different vantage point and location of the target user. For instance, a user browsed the web from a cafe whose router is controlled by the attacker; the attacker trains a TraceBleed model on traffic from that router; the attacker identifies the user’s presence in synthetic traffic generated by her home ISP.

Please note that we are not launching attacks by collecting real traffic to avoid unethical operations. However, our evaluation is reliable as it uses multiple real-world datasets (backbone, ISP and datacenter traces), several SOTA SynNetGens, and reference datasets with varying degrees of overlap—realistically reflecting an attacker’s capabilities.

Data processing. We begin by sorting all packets based on their timestamps. We divide the dataset into R and D , in a 9:1 ratio by the timestamp. R is further split into a training set T and a validation set V as 8:1 by time. For Multi-VA, we consider the trace collected from Wisconsin as T , Emulab as V and campus as D . We train the traffic encoder M on T and use V to determine the threshold.

We define the window size W as 1/10 of the duration of D , with a stride S of $W/10$. We group user traffic based on the source IP of the packets and further segment into chunks using the configured W and S .

Recall that M encodes user traffic behavior by accepting a set of flows, so we further group the user traffic chunks by their five-tuple (source/destination IP, source/destination Port, Protocol) into flows and remove any chunk if user traffic is inactive during that chunk period.¹ Additionally, we drop users with fewer than 10 chunks, as their traffic is insufficient to model user behavior.

Metrics. Given a user’s traffic chunks, TraceBleed predicts if this source is included in D by inferring from $P(D)$. We assess the effectiveness of TraceBleed by comparing its predictions to the ground truth. Specifically, we use precision, recall, and their corresponding F1 score ($F1 = 2 * (precision * recall) / (precision + recall)$) as success metrics. Precision is defined as the fraction of sources predicted as included who are actually included. Recall is defined as the fraction of truly included sources who are correctly predicted as included.

Table I presents the number of sources in R who are included in D (IN) versus those who are not (OUT), along with the metrics score for a randomly guessing a user’s inclusion. The datasets vary significantly in the number of

¹We consider a user to be inactive at a specific time window if there are less than 3 flows which have at least 5 packets.

Dataset	IN vs. OUT	Random Guess		
		Precision	Recall	F1
CAIDA	26 vs. 19	0.58	0.50	0.54
MAWI	24 vs. 38	0.39	0.50	0.44
DC	45 vs. 172	0.21	0.50	0.29
SIM	20 vs. 30	0.40	0.50	0.44
Multi-VA	15 vs. 35	0.30	0.50	0.38

TABLE I: Number of sources in R included in D (IN) versus those not (OUT). Random guess or naively predicting user as IN cause low precision score. (Both yield the same precision score)

sources and their inclusion ratios, reflecting diverse user traffic characteristics. Some datasets, such as MAWI and DC, exhibit a high imbalance between IN and OUT sources. As a result, random guessing and naively predicting sources as IN lead to low precision scores.

In addition to the F1 score, we define another metric, 95%-confidence ratio, to capture TraceBleed’s confidence in its prediction. Since TraceBleed leverages binomial testing and only returns IN or OUT when it has 95% confidence, we calculate the ratio of source that TraceBleed has 95% confidence predictions. An effective attack should both have high accuracy (*i.e.*, F1 score) and be confident with its prediction (*i.e.*, high 95%-confidence ratio).

Synthetic data generation. We comprehensively evaluate the privacy leakage of synthetic data powered by a wide spectrum of networking-specific generative pipelines, including GAN-based [6] **NetShare** [8]; Diffusion-based [30] **NetDiffusion+** [10], GPT-based [31] **RealTABFormer(RTF)** [15] and marginal distribution-based synthesizers [32], [33] **NetDPSyn** [9]. For RTF, we use both **RTF-Tab** and **RTF-Time**, which are different by generation granularity (packet versus flow). They are featured in different model architecture, training logic, generation granularity (per flow vs. per packet), and the consideration of additional privacy guarantee. Details of them are explained in the Appendix in §VIII-A.

For each SynNetGen, we generate a sufficient amount of synthetic data (10X of the original training size²). We follow and extend the practice of NetShare to calculate the fidelity and the details are in Appendix in §VIII-B. Fig. 5 (and Fig. 14 in Appendix §VIII-B) shows the fidelity metrics for all these SynNetGens under four evaluated datasets (lower value indicates better fidelity). All the SynNetGens achieve reasonably good data fidelity.

Testbed. Appendix §VIII-C details the used CPU/GPU machines.

B. Effectiveness of TraceBleed

The goal of this subsection is to answer two questions: (i) does TraceBleed really work (*i.e.*, is it accurate, robust *etc.*)? and (ii) is the attack attempted by TraceBleed trivial (*i.e.*, could simpler methods still succeed in identifying sources)? To answer these questions we run all attacks in raw D .

²For SynNetGens with packet generation granularity, 10X means 10X packets. For those with flow granularity, it means 10X flows.

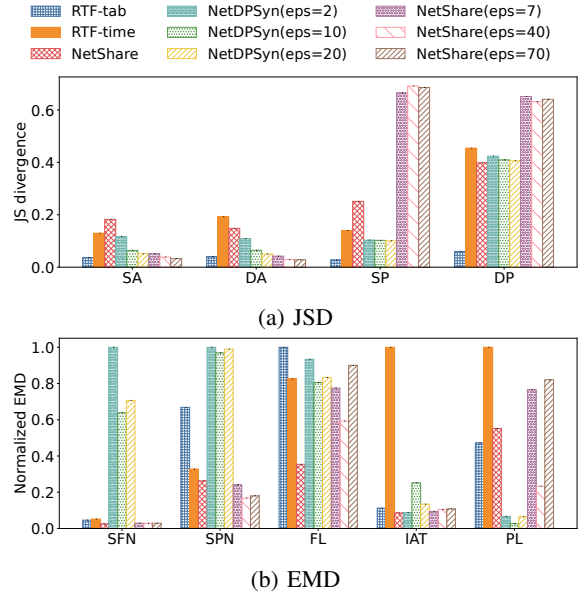


Fig. 5: Fidelity metrics of SynNetGens for the CAIDA dataset. We use JS Divergences to evaluate the fidelity of the categorical fields and normalized EMD for continuous fields. Generated synthetic traces are of reasonably high fidelity.

	CAIDA	MAWI	DC	SIM	Multi-VA
Top 1 hit	89.84%	82.95%	87.22%	75.33%	56.99%
Top 3 hit	94.54%	89.39%	89.75%	91.39%	79.65%
Top 10 hit	97.96%	93.36%	93.69%	98.81%	94.17%
Inter-/Intra-source traffic distance ratio	4.61	17.52	1684.16	2.93	1.25

TABLE II: High top k hit indicates that TraceBleed can correctly identify the same source’s traffic as the nearest match. The distance ratio is higher than one, indicating that TraceBleed can separate different sources’ traffic patterns. The time-persistent, source-unique patterns exist across all evaluated datasets, and TraceBleed captures them effectively.

Finding 1: Per-source patterns exist, TraceBleed identifies them accurately than baselines and is not sensitive to parameters.

TraceBleed against baselines Since there is no network MIA that operates at the source level, we extended the Deep Fingerprinting (DF) [14], a CNN-based classifier designed for website fingerprinting to work at the source level (described in Appendix §VIII-D). We also compare against random guessing.

We find that TraceBleed is 172% and 81% more accurate (F1 score) compared to DF and random guessing respectively, as shown in Fig. 6. DF’s failure to identify traffic sources—despite being a strong baseline—highlights the differences between R and D , reinforcing the realism of our evaluation. Indeed, DF demonstrates high precision and low

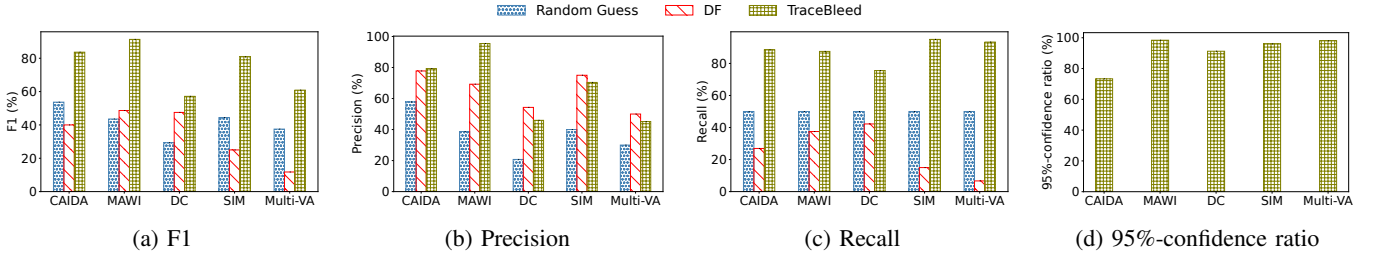


Fig. 6: TraceBleed’s accuracy is over 81% higher than random guess, showing that TraceBleed learns per-source traffic patterns that persist over time. TraceBleed’s superior accuracy 172% over DeepFingerprinting (DF) reflects its superior design. Higher F1 indicates stronger privacy leakage.

recall suggesting that it is not falsely predicting OUT sources as IN, but omitting significantly amount of truly IN sources. The root cause of this issue is that DF assumes same distribution across training and testing set, and (unlike TraceBleed) cannot handle source-traffic distribution drift between R and D .

TraceBleed achieves both high precision and recall. It doesn’t misclassify OUT sources as IN (high precision) and predict most of the truly IN sources as IN (high recall), indicating its strong capability on capturing the source-specific pattern from the aggregate of flows. Additionally, Fig. 6d shows that TraceBleed achieves 95% prediction confidence for more than 75% of sources. Even more striking, TraceBleed achieves high membership inference accuracy even when the reference dataset R is collected from a geographically distant vantage point, simulating scenarios where the source generates traffic from a different location than in the training dataset, hence both the collection point and the time are different. Indeed, in the Multi-VA dataset, TraceBleed outperforms DF by more than 4X.

	1x W , 1x S	2x W , 1x S	1x W , 0.5x S	2x W , 0.5x S
Relative Improvement	56.01%	49.27%	50.67%	56.52%

TABLE III: TraceBleed constantly achieves high relative improvement compared to random guessing across parameters.

Observes that these results are still for raw data, yet TraceBleed does not use direct identifiers such as IPs or ports. This is relevant and concerning for data holders only using traditional anonymization tools for privacy protection. Traditional anonymization techniques such as CryptoPAn [34] or tcpmcpub [35] only focus on value transformation from the sensitive fields (e.g., IP) without changing the traffic pattern, hence are vulnerable to TraceBleed.

TraceBleed validation While the results are promising, it is possible that TraceBleed has learned an aggregate characteristic about sources in R that allows it to predict the presence of a source almost coincidentally. To investigate that, we examine whether the closest chunk(s) in D to a given chunk $T_{src,i}$ (traffic belongs to the source src) from R originate from the same source (i.e., have the same source IP)³. We introduce the top k hit metric, which checks if any

of the top k nearest chunks belongs to src . This is essential to ensure that TraceBleed correctly identifies chunks from the same source. Table II reports the top 1(3, 10) hit rates across datasets, showing that TraceBleed can consistently identify the correct source’s traffic chunk.

We also validate TraceBleed’s capability on separating source-specific traffic patterns. Because the traffic encoder M in TraceBleed is designed to have traffic embeddings from the same source closer while pushing apart those from different sources, we compute the inter-/intra-source traffic distance ratio in Table II. For chunk $T_{src,i}$, this is the mean distance to traffic chunks from other sources in D , divided by the mean distance to chunks from the same source. TraceBleed can consistently achieve a ratio > 1 , indicating M ’s ability to separate source-specific traffic patterns.

Finally, we evaluate the sensitivity of TraceBleed to parameter configuration. Table III evaluates the window size and stride using CAIDA with 2X window, 0.5X stride, and both combined. TraceBleed is consistently accurate under different configurations.

C. Privacy of SynNetGens

This subsection evaluates three assumptions from prior work: (i) state-of-the-art SynNetGens protect user privacy; (ii) differential privacy improves privacy at a moderate fidelity degradation; and (iii) sharing the SynNetGen model is safe. Unfortunately, we show that none of these hold.

Finding 2: Using SynNetGens to share network traces does not automatically guarantee source privacy.

To evaluate the privacy of synthetic data, we train SynNetGens on D and generate a sufficient amount of synthetic data (e.g., 10X of D). Fig. 7 reports both the fidelity and privacy leakage of the synthetic data (and the raw trace for reference) generated by SynNetGens across datasets. We report fidelity as the average of all fidelity metrics introduced in Fig. 5, and privacy leakage as the F1 score when using TraceBleed to infer source membership. Lower values are better for both metrics. Yellow data points in Fig. 7 represent SynNetGens without additional privacy techniques such as DP, while green and purple ones are those using DP. For all DP-protected

³We only evaluate $T_{src,i}$ whose source IP is truly IN.

models, we use (ϵ, δ) DP with $\delta = 1e - 5$. We evaluate three different ϵ values for each DP-protected SynNetGen (NetShare and NetDPSyn). Note that ϵ values between NetShare and NetDPSyn are not directly comparable, as they provide DP at different granularities, *i.e.*, NetShare is protected at the flow level while NetDPSyn is at packet.

Although synthetic data generally exhibits lower F1 scores hence lower privacy leakage compared to sharing raw trace, it does not automatically guarantee privacy. We use the F1 score of a random guess as a baseline and distinguish SynNetGens as privacy-leaking if they have a higher F1 than random guessing. For example, the SynNetGen NetShare has higher F1 than random guess in Fig. 7a, indicating the leakage of privacy. Fig. 7 reveals that the privacy leakage varies depending on both the dataset and the SynNetGens. For CAIDA and DC, 78% of the evaluated SynNetGens leak privacy, whereas for MAWI(SIM, Multi-VA), this drops to 33% (11%, 33%). Among all the SynNetGens, RTF-Tab consistently leaks privacy across all the datasets, while NetDPSyn($\epsilon=2$) consistently achieves lower F1 score than random guess. Other SynNetGens have varying degrees of leakage depending on the dataset.

Fig. 8 (and Fig. 15 in Appendix in §VIII-E) shows the corresponding Precision and Recall for the synthetic data. Compared to random guessing, synthetic data yields 88% higher in precision and 36% lower in recall. Although the low recall value suggests many true IN sources are misclassified as OUT—indicating a potential privacy benefit—we argue that the high precision value should raise more attention. High precision implies that when TraceBleed predicts the source as IN, there is a high likelihood (about 58%, random guess is 38% as reference) that the source is indeed IN. Thus, an attacker is highly confident if TraceBleed predicts a source as IN.

Finding 3: DP training does not always improve privacy. Even when it does, it comes at an extreme cost of fidelity.

We evaluate how much does source privacy improve when DP is used during training compared to the fidelity loss. Leveraging the generator-agnostic nature of TraceBleed, we assess the privacy of SynNetGens regardless of their architecture, training scheme, or specific DP implementation. Consistent with the established findings in prior work [3], [36], Fig. 7 shows that DP-protected SynNetGens improve privacy by an average of 25% compared to their non-DP counterparts—which though comes at the cost of a 46% fidelity degradation compared to the non-DP SynNetGens⁴.

However, DP protection does not always lead to stronger privacy. For example, in the DC dataset, the non-DP-protected RTF-Time achieves a similar F1 score to DP-protected SynNetGens like NetShare($\epsilon=7, 70$) while outperforming NetDPSyn($\epsilon=10, 20$) in privacy. Similarly, non-DP models are not necessarily privacy-leaking. In the SIM dataset, both NetShare and RTF-Tab preserve privacy while having better

fidelity compared to DP-protected models. This suggests that the architecture and training scheme of SynNetGens—as well as the characteristics of the underlying dataset—play a critical role in determining privacy outcomes and sometimes more so than the use of DP.

Interestingly, using DP does not always imply a fidelity trade-off. In the Mawi dataset, NetShare($\epsilon=7, 40, 70$) achieves both lower F1 and better fidelity compared to non-DP SynNetGens, NetShare and RTF-Time. These findings underscore the value of TraceBleed’s generator-agnostic nature, which enables a systematic analysis of SynNetGen privacy.

Finding 4: Sharing 10x more data degrades privacy by 59%.

We evaluate how privacy leakage evolves with the amount of synthetic data shared. Fig. 9 shows the F1 score against the synthetic data when SynNetGens generating data 1X(4X, 7X, 10X) the size of original D . Some data points are missing because, in certain cases, the synthetic data do not contain enough packets from the same source to form valid source chunks. These instances reflect poor fidelity.

Our results indicate that privacy leakage grows with the amount of data shared. Specifically, F1 scores increase by 59% when the synthetic data size increases from 1X to 10X. Notably, this effect is even more pronounced for DP-protected SynNetGens: Their F1 scores rise by 83%, a rate 11X faster than that of the non-DP models. These findings underscore the importance of carefully controlling the volume of synthetic data released and caution against the idea of sharing the SynNetGen itself instead of the synthetic output.

D. Why does TraceBleed work?

TraceBleed relies on the reference dataset to learn per-source patterns. Naturally, the more consistent the per-source patterns are between the reference R and D (*i.e.*, the dataset that will be eventually used to train a SynNetGen), the more accurate TraceBleed should be. To verify this, we run TraceBleed on cases where we expect per source-patterns to be more and less consistent.

For the more consistent scenario, we construct D such that it 50%(100%) overlaps with R —especially with R ’s training set T . Concretely, we consider with two additional cases that D is 50%(100%) overlapped with T (V is always disjoint with both T and D) for the CAIDA dataset. As we expect, TraceBleed’s F1 increases from 84% to 88% as D fully overlapped with R as we show in Fig. 10.

For the less consistent scenario, we use D and R to have variable temporal overlap. We validate with CAIDA dataset where D is collected on 12/20/2018 and R is collected on 03/15/2018(11/15/2018, 12/20/2018), which is 6 months(one month and same day) earlier than D (R is collected at timestamp earlier than D with no overlap even for the same-day setup). While still better than a random guess, TraceBleed’s F1 score drops as the time gap increases, as shown in Fig. 11. Observe that because ground truth is based on IPs, it is not

⁴The result is based on 10X amount of synthetic data.

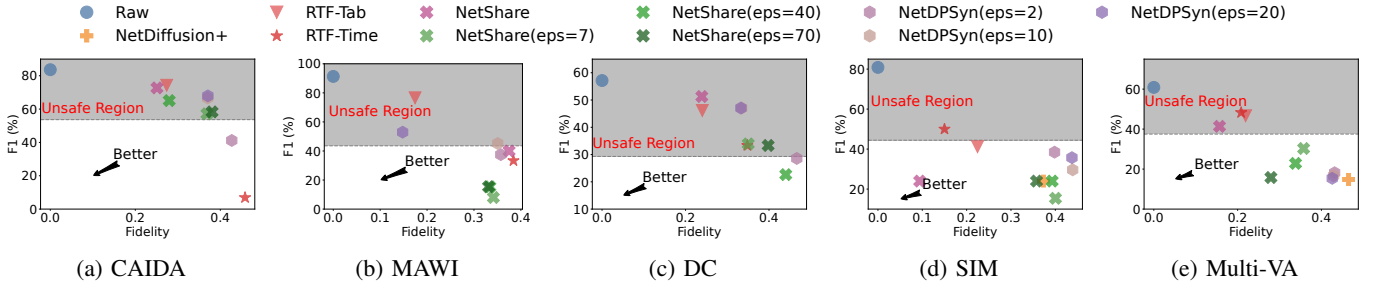


Fig. 7: The mere use of SynNetGens does not automatically guarantee privacy; neither does the use of DP. Synthetically generated traces leak user privacy (in shaded regions) or severely degrade fidelity (higher values).

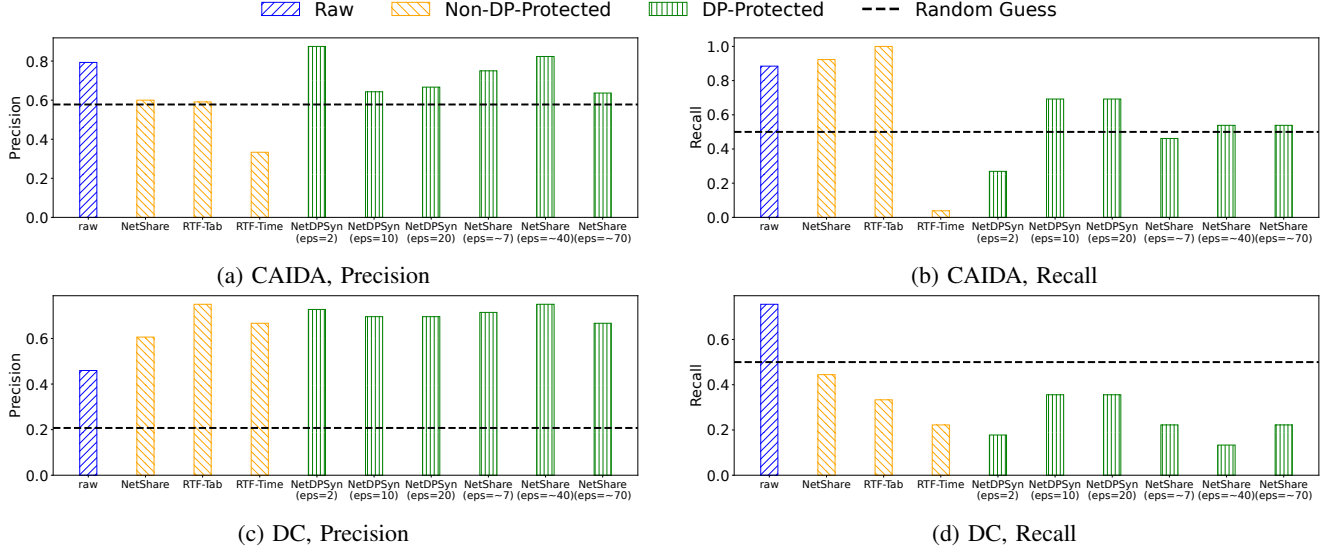


Fig. 8: Precision and Recall of TraceBleed on synthetic traces. Higher Precision indicates that when TraceBleed predicts inclusion (IN source), it is often correct, revealing strong privacy leakage even under differential privacy.

clear whether TraceBleed predicts incorrectly or not. It is possible that within a month, an IP was assigned to a different user, with a different pattern that still appears under the same source IP. The closer D and R are in time, the less likely it is for such an incident to occur.

Beyond verifying what TraceBleed learns, this analysis serves as an important guideline for data holders. If TraceBleed fails on raw traces, it will also fail on synthetic ones—not due to the SynNetGen’s effectiveness, but because consistent source-level patterns are absent. A weak result in this case should not be interpreted as privacy protection. We recommend evaluating TraceBleed on raw data first to establish a baseline and ensure that privacy conclusions are grounded in the dataset itself.

VI. MITIGATION

In this section we evaluate TracePatch in its ability to defend SynNetGens from privacy leakage measure by TraceBleed without sacrificing their fidelity. We start with comparing TracePatch with a natural extension of DP-augmented Syn-

flow length	max	mean	stddev
raw	3444	4.78	35.60
NetShare (flow)	778	3.35	10.42
NetShare (source, eps=7)	1	1	0

TABLE IV: DP-protected source-level NetShare fails to generate long flows.

NetGens, before we evaluate its runtime and the utility of the obfuscated data.

To compare TracePatch which is SynNetGen-agnostic with DP-augmented SynNetGens we apply both to NetShare which already has a DP version. To this end, we extend the DP version of NetShare to protect against TraceBleed. Concretely, we modify NetShare’s input from flow to source-level and train it by grouping traffic by their source IP instead of five-tuple while keeping all the other configurations the same. To train the DP-protected NetShare model, we first pretrain a source-level NetShare on the public dataset and then fine-tune with DP on D . We use CAIDA for validation. We also evaluate NetShare flow version for reference. We apply TracePatch in the synthetic data of NetShare. We define the logical

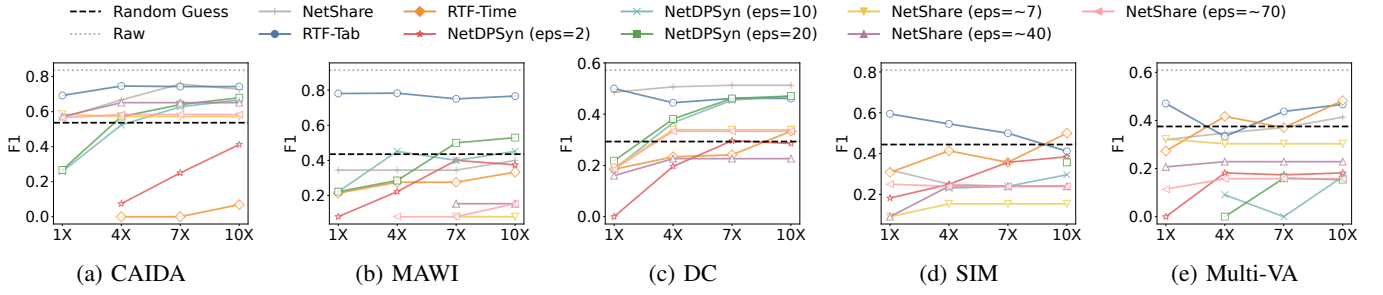


Fig. 9: While prior work suggested sharing the generator is as a safe alternative to synthetic data, we find that increasing the amount of shared synthetic data (x-axis) substantially raises leakage (F1 score), with a 59% privacy leakage increase at 10 \times the original dataset size.

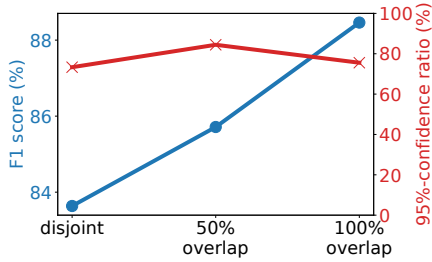


Fig. 10: TraceBleed is more effective when the source patterns between R and D are consistent. The F1 score is increased when 50%(100%) of D is included in R compared to when D and R are disjoint. TraceBleed is highly confident about its prediction against around 80% of the users

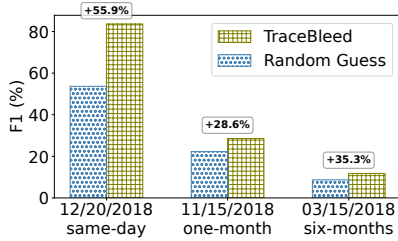


Fig. 11: When using TraceBleed as a privacy metric one should verify that it works in raw traces before using it to evaluate synthetic.

constraints and set the SMT solver as discussed in §IV-E. We iteratively perform this process to perturb the synthetic data over multiple rounds (e.g., 5), which progressively reduces the F1 score and enhances data privacy.

Unlike DP-augmentations which causes severe fidelity degradation for questionable privacy increase, TracePatch protects synthetic data from TraceBleed while minimizing fidelity degradation. Fig. 12 summarizes accuracy and data fidelity for variations of NetShare, demonstrating the superiority of TracePatch over a source-level DP augmentation. The source-level NetShare fails to preserve fidelity metrics such as the flow inter-arrival time and flow length distribution. Concretely, source-level DP-protected NetShare

mode	IAT	STATS	SIZE	SAMP_NUM	SAMP_SIZE
RTF-Tab(1X)	0.00%	0.17%	29.07%	450.00%	4.23%
Defensed RTF-Tab(1X)	0.00%	0.17%	21.71%	440.00%	3.86%

TABLE V: Defensed RTF-Tab(1X) has similar results with RTF-Tab(1X) when testing using NetML under different modes for anomaly detection. TracePatch preserves data utility.

is 81% worse than flow-level NetShare. Table. IV provides a detailed perspective on the loss of fidelity when modifying NetShare from operating at the flow-level to the source-level. Notably, the source-level DP-protected NetShare cannot generate flows that have at least two packets. Besides the source-level DP-protected NetShare, the flow-level one also fails to improve privacy. Compared to NetShare(flow), NetShare-DP(flow, $\epsilon=7$) suffers from 29% fidelity degradation with -4% privacy improvement, meaning that NetShare-DP(flow, $\epsilon=7$) increases the attack accuracy by 4%. In contrast to DP-augmented NetShare, TracePatch applied in NetShare’s synthetic data improves its privacy with minimal fidelity degradation. The F1 score drops lower than the random guess with only 9% fidelity drop.

TracePatch retains the utility of synthetic data, while being fast. We also apply TracePatch on RTF-Tab (RTF-Tab is not easily extendable to use DP). The fidelity vs privacy results are similar to TracePatch on NetShare and summarized in Appendix §VIII-F in Fig. 16. We further evaluate the utility of the obfuscated synthetic data with TracePatch using anomaly detection as a downstream task with the NetML [37] framework on the CAIDA dataset. We train anomaly detectors on raw, pre-TracePatch synthetic (RTF-Tab (1X)), and post-TracePatch synthetic data (TracePatch RTF-Tab (1X)), then we evaluate them by detecting anomalous traffic from the same piece of future raw traffic. Table V shows the relative error between (RTF-Tab vs. raw) and (TracePatch RTF-Tab vs. raw) across NetML modes. The difference in relative error is 7%, demonstrating that our defense preserves the utility of RTF-generated data while protecting it from TraceBleed.

Table. VI depicts the elapsed time for TracePatch obfuscating different amount of synthetic data generated by RTF-Tab. More data contains more sources, which translates to longer

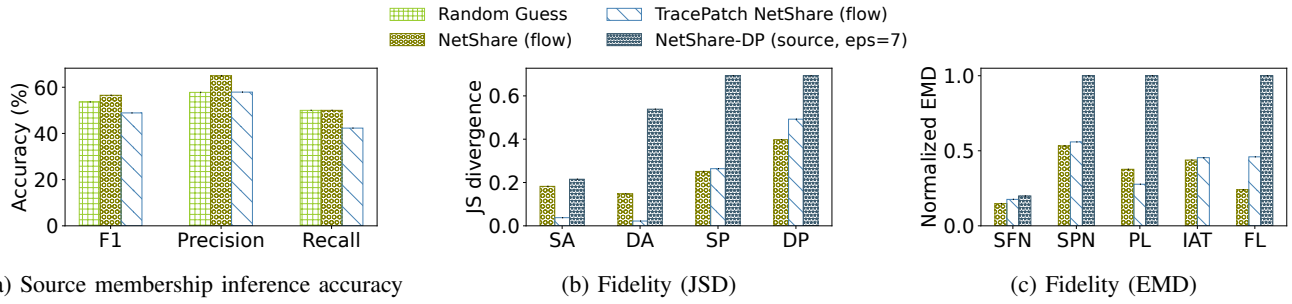


Fig. 12: The fidelity drops by 81% when modifying NetShare to operate at per-source generation granularity. We omit NetShare-DP (source, eps=7) from this graph because it fails to generate flows with more than one packet. TracePatch makes TraceBleed less accurate than random guessing with only 9% fidelity drop.

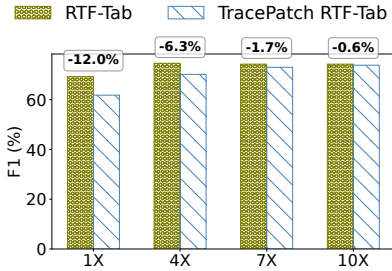


Fig. 13: Increasing the volume of synthetic data shared, increases privacy leakage, even when TracePatch is used.

#Packets	100k	400k	700k	1M
#Unique sources	10675	30187	47126	63691
Elapsed time (mins per iteration)	~8	~23	~38	~52

TABLE VI: TracePatch scales to large data volumes (e.g., 700K, 1M packets).

runtime for TracePatch. However, even against 10X (63691 unique sources), TracePatch can finish the obfuscation in less than one hour per iteration. The amortized time for TracePatch obfuscation is 0.05s per source per iteration⁵.

Obfuscating data is more challenging as shared data increases. We evaluate the effectiveness of TracePatch against different amount of synthetic data. We keep the same perturbation configuration (e.g., number of perturbation rounds) and vary the amount of synthetic data generated by RTF-Tab. Fig. 13 shows the F1 score for membership inference against different volume of RTF-Tab and TracePatch RTF-Tab. When generating more data (i.e., from 1X to 10X), the effectiveness of privacy protection, measured as the drop in F1 score before and after perturbation, degrades significantly from 12% to 0.6%. This re-highlights the importance of limiting data volume when sharing.

⁵In practice, TracePatch do not obfuscate all the generated sources as some have very few flows, or are not vulnerable.

VII. RELATED WORKS

Having discussed the connection of TraceBleed to MIA and existing SynNetGens, we discuss few attacks that might seem relevant.

Privacy attacks on real packet traces Packet traces enable several types of privacy attacks. Website fingerprinting [14], [38], [39] exploits differences in packet size and timing patterns—revealing visited sites even over Tor or VPN. Similarly, applications and devices exhibit predictable traffic behaviors, such as periodic updates or characteristic packet mixes [40], [41], [42], [43]. TraceBleed builds on the idea that services have distinct patterns, but its key innovation lies in identifying the unique combination of these patterns to distinguish users over time. Cross-flow correlations can be used to identify pairs that communicate over Tor. In this case, though, the attacker investigates the correlation between two traffic chunks observed at the Tor entry and exit. Even if seemingly independent, such attacks match flows that correspond to the same stream [44], [45], not just to the same source as TraceBleed. Active Watermarking (Injection) [46], leverages the same insight but also assumes an attacker that can inject some uniqueness on the stream (e.g., creating bursts or causing throughput oscillations), hence is beyond the scope of this paper.

Privacy attacks on anonymized packet traces such as the so-called fingerprinting attack and injection attack [47], [48], [49] are effective against anonymized traces (e.g., CryptoPAn). In those attacks, adversaries either already know some network flows in the original traces (by observing the network or from other relevant sources, e.g., DNS and WHOIS databases) [50], or have deliberately injected some forged flows into such traces. Unlike TraceBleed, the attacker in such attacks recognizes unique combinations of the *unchanged fields* of known flows in the anonymized traces, namely, fingerprints (e.g., timestamps, IPs and protocols) [47].

VIII. CONCLUSION

We presented TraceBleed, a membership inference attacker model that leverages source-level patterns to assess the privacy leakage of today’s SynNetGens. Our results show that state-of-the-art SynNetGens, including those trained with differential

privacy, are vulnerable to TraceBleed. We further introduced an adversarially-inspired mitigation strategy, TracePatch offering improved privacy with minimal degradation of fidelity.

REFERENCES

- [1] L. Han, Y. Sheng, and X. Zeng, “Flow-based network traffic generation using generative adversarial networks,” in *2019 IEEE 10th Annual Information Technology, Electronics and Mobile Communication Conference (IEMCON)*. IEEE, 2019, pp. 728–734.
- [2] —, “A packet-length-adjustable attention model based on bytes embedding using flow-wgan for smart cybersecurity,” *IEEE Access*, vol. 7, pp. 82 913–82 926, 2019.
- [3] Z. Lin, A. Jain, C. Wang, G. Fanti, and V. Sekar, “Using gans for sharing networked time series data: Challenges, initial promise, and open questions,” in *Proceedings of the ACM internet measurement conference*, 2020, pp. 464–483.
- [4] M. Ring, D. Schlör, D. Landes, and A. Hotho, “Flow-based network traffic generation using generative adversarial networks,” *Computers & Security*, vol. 82, pp. 156–172, 2019.
- [5] P. Wang, S. Li, F. Ye, Z. Wang, and M. Zhang, “Packetcgan: Exploratory study of class imbalance for encrypted traffic classification using cgan,” in *ICC 2020 - 2020 IEEE International Conference on Communications (ICC)*. IEEE, 2020, pp. 1–7.
- [6] L. Xu, M. Skoularidou, A. Cuesta-Infante, and K. Veeramachaneni, “Modeling tabular data using conditional gan,” *arXiv preprint arXiv:1907.00503*, 2019.
- [7] S. Xu, M. Marwah, and N. Ramakrishnan, “Stan: Synthetic network traffic generation using autoregressive neural models,” *arXiv preprint arXiv:2009.12740*, 2020.
- [8] Y. Yin, Z. Lin, M. Jin, G. Fanti, and V. Sekar, “Practical gan-based synthetic ip header trace generation using netshare,” in *Proceedings of the ACM SIGCOMM 2022 Conference*, 2022, pp. 458–472.
- [9] D. Sun, J. Q. Chen, C. Gong, T. Wang, and Z. Li, “Netdpsyn: synthesizing network traces under differential privacy,” in *Proceedings of the 2024 ACM on Internet Measurement Conference*, 2024, pp. 545–554.
- [10] X. Jiang, S. Liu, A. Gember-Jacobson, A. N. Bhagoji, P. Schmitt, F. Bronzino, and N. Feamster, “Netdiffusion: Network data augmentation through protocol-constrained traffic generation,” *Proceedings of the ACM on Measurement and Analysis of Computing Systems*, vol. 8, no. 1, pp. 1–32, 2024.
- [11] R. Shokri, M. Stronati, C. Song, and V. Shmatikov, “Membership inference attacks against machine learning models,” in *2017 IEEE symposium on security and privacy (SP)*. IEEE, 2017, pp. 3–18.
- [12] N. Carlini, F. Tramer, E. Wallace, M. Jagielski, A. Herbert-Voss, K. Lee, A. Roberts, T. Brown, D. Song, U. Erlingsson *et al.*, “Extracting training data from large language models,” in *30th USENIX security symposium (USENIX Security 21)*, 2021, pp. 2633–2650.
- [13] A. Salem, Y. Zhang, M. Humbert, P. Berrang, M. Fritz, and M. Backes, “MI-leaks: Model and data independent membership inference attacks and defenses on machine learning models,” *arXiv preprint arXiv:1806.01246*, 2018.
- [14] P. Sirinam, M. Imani, M. Juarez, and M. Wright, “Deep fingerprinting: Undermining website fingerprinting defenses with deep learning,” in *Proceedings of the 2018 ACM SIGSAC conference on computer and communications security*, 2018, pp. 1928–1943.
- [15] A. V. Solatorio and O. Dupriez, “Realtabformer: Generating realistic relational and tabular data using transformers,” *arXiv preprint arXiv:2302.02041*, 2023.
- [16] E. Bagdasaryan, O. Poursaeed, and V. Shmatikov, “Differential privacy has disparate impact on model accuracy,” in *Advances in Neural Information Processing Systems*, vol. 32, 2019, pp. 15 453–15 462. [Online]. Available: <https://proceedings.neurips.cc/paper/2019/hash/fc0de4e0396fff257ea362983c2dda5a-Abstract.html>
- [17] L. Sankar, S. R. Rajagopalan, and H. V. Poor, “Utility-privacy tradeoffs in databases: An information-theoretic approach,” *IEEE Transactions on Information Forensics and Security*, vol. 8, no. 6, pp. 838–852, 2013. [Online]. Available: <https://arxiv.org/abs/1102.3751>
- [18] L. Gao and J. Rexford, “Stable internet routing without global coordination,” *IEEE/ACM Transactions on networking*, vol. 9, no. 6, pp. 681–692, 2001.
- [19] J. Hayes, L. Melis, G. Danezis, and E. De Cristofaro, “Logan: Membership inference attacks against generative models,” *arXiv preprint arXiv:1705.07663*, 2017.
- [20] S. Yeom, I. Giacomelli, M. Fredrikson, and S. Jha, “Privacy risk in machine learning: Analyzing the connection to overfitting,” in *2018 IEEE 31st computer security foundations symposium (CSF)*. IEEE, 2018, pp. 268–282.

- [21] V. Paxson, "Bro: A system for detecting network intruders in real-time," in *Proceedings of the 7th USENIX Security Symposium*. San Antonio, TX: USENIX Association, 1998. [Online]. Available: <https://www.usenix.org/conference/7th-usenix-security-symposium/bro-system-detecting-network-intruders-real-time>
- [22] S. Sen, O. Spatscheck, and D. Wang, "Accurate, scalable in-network identification of p2p traffic using application signatures," in *Proceedings of the 13th International Conference on World Wide Web (WWW)*. ACM, 2004, pp. 512–521. [Online]. Available: <https://doi.org/10.1145/988672.988742>
- [23] C. Wang, J. Balazs, G. Szarvas, P. Ernst, L. Poddar, and P. Danchenko, "Calibrating imbalanced classifiers with focal loss: An empirical study," in *Proceedings of the 2022 Conference on Empirical Methods in Natural Language Processing: Industry Track*, 2022, pp. 145–153.
- [24] A. Ghosh, T. Schaaf, and M. Gormley, "AdaFocal: Calibration-aware adaptive focal loss," *Advances in Neural Information Processing Systems*, vol. 35, pp. 1583–1595, 2022.
- [25] J. Song, J. Park, and E. Yang, "Tam: topology-aware margin loss for class-imbalanced node classification," in *International Conference on Machine Learning*. PMLR, 2022, pp. 20 369–20 383.
- [26] M. Jin and M. Apostolaki, "Robustifying ml-powered network classifiers with pants," in *34th USENIX Security Symposium (USENIX Security 25)*, 2025.
- [27] "The caida ucsd anonymized internet traces," https://www.caida.org/catalog/datasets/passive_dataset, accessed: 2025-03-18.
- [28] I. Tsareva, T. V. Doan, and V. Bajpai, "A decade long view of internet traffic composition in japan," in *2023 IFIP Networking Conference (IFIP Networking)*. IEEE, 2023, pp. 1–9.
- [29] T. Benson, A. Akella, and D. A. Maltz, "Network traffic characteristics of data centers in the wild," in *Proceedings of the 10th ACM SIGCOMM conference on Internet measurement*, 2010, pp. 267–280.
- [30] J. Ho, A. Jain, and P. Abbeel, "Denoising diffusion probabilistic models," *Advances in neural information processing systems*, vol. 33, pp. 6840–6851, 2020.
- [31] T. Brown, B. Mann, N. Ryder, M. Subbiah, J. D. Kaplan, P. Dhariwal, A. Neelakantan, P. Shyam, G. Sastry, A. Askell *et al.*, "Language models are few-shot learners," *Advances in neural information processing systems*, vol. 33, pp. 1877–1901, 2020.
- [32] Z. Zhang, T. Wang, N. Li, J. Honorio, M. Backes, S. He, J. Chen, and Y. Zhang, "PrivSyn: Differentially private data synthesis," in *30th USENIX Security Symposium (USENIX Security 21)*. USENIX Association, Aug. 2021, pp. 929–946. [Online]. Available: <https://www.usenix.org/conference/usenixsecurity21/presentation/zhang-zhikun>
- [33] J. Särelä and R. Vigário, "Overlearning in marginal distribution-based ica: analysis and solutions," *Journal of machine learning research*, vol. 4, no. Dec, pp. 1447–1469, 2003.
- [34] "Crypto-pan," <https://en.wikipedia.org/wiki/Crypto-PAN>.
- [35] R. Pang, M. Allman, V. Paxson, and J. Lee, "The devil and packet trace anonymization," *SIGCOMM Comput. Commun. Rev.*, vol. 36, no. 1, p. 29–38, Jan. 2006. [Online]. Available: <https://doi.org/10.1145/1111322.1111330>
- [36] N. Carlini, J. Hayes, M. Nasr, M. Jagielski, V. Schwag, F. Tramèr, B. Balle, D. Ippolito, and E. Wallace, "Extracting training data from diffusion models," in *32nd USENIX Security Symposium (USENIX Security 23)*, 2023, pp. 5253–5270.
- [37] K. Yang, S. Kpotufe, and N. Feamster, "A comparative study of network traffic representations for novelty detection," *arXiv preprint arXiv:2006.16993*, 2020.
- [38] G. Cherubin, R. Jansen, and C. Troncoso, "Online website fingerprinting: Evaluating website fingerprinting attacks on tor in the real world," in *31st USENIX Security Symposium (USENIX Security 22)*. Boston, MA: USENIX Association, Aug. 2022, pp. 753–770. [Online]. Available: <https://www.usenix.org/conference/usenixsecurity22/presentation/cherubin>
- [39] X. Deng, Q. Li, and K. Xu, "Robust and reliable early-stage website fingerprinting attacks via spatial-temporal distribution analysis," in *Proceedings of the 2024 ACM SIGSAC Conference on Computer and Communications Security*, 2024, pp. 1997–2011.
- [40] S. Yan, Y. Guo, Y. Chen, F. Xie, C. Yu, and Y. Liu, "Enabling qoe learning and prediction of webRTC video communication in wifi networks," 2015. [Online]. Available: <https://api.semanticscholar.org/CorpusID:30220021>
- [41] G. Draper-Gil, A. H. Lashkari, M. S. I. Mamun, and A. A. Ghorbani, "Characterization of encrypted and vpn traffic using time-related features," in *Proceedings of the 2nd International Conference on Information Systems Security and Privacy*, 2016, pp. 407–414, <https://doi.org/10.5220/0005740704070414>. [Online]. Available: <https://app.dimensions.ai/details/publication/pub.1099356381>
- [42] T. Sharma, T. Mangla, A. Gupta, J. Jiang, and N. Feamster, "Estimating webRTC video qoe metrics without using application headers," in *Proceedings of the 2023 ACM on Internet Measurement Conference*, 2023, pp. 485–500.
- [43] Y. Heng, V. Chandrasekhar, and J. G. Andrews, "Utmobilenettraffic2021: A labeled public network traffic dataset," *IEEE Networking Letters*, vol. 3, no. 3, pp. 156–160, 2021.
- [44] M. Nasr, A. Bahramali, and A. Houmansadr, "Deepcorr: Strong flow correlation attacks on tor using deep learning," in *Proceedings of the 2018 ACM SIGSAC Conference on Computer and Communications Security (CCS)*. ACM, 2018, pp. 1962–1976. [Online]. Available: <https://doi.org/10.1145/3243734.3243824>
- [45] D. Lopes, J.-D. Dong, D. Castro, P. Medeiros, D. Barradas, B. Portela, J. Vinagre, B. Ferreira, N. Christin, and N. Santos, "Flow correlation attacks on Tor onion service sessions with sliding subset sum," in *Proceedings of the 32nd Network and Distributed System Security Symposium (NDSS)*, San Diego, CA, 2024. [Online]. Available: <https://www.ndss-symposium.org/ndss-paper/flow-correlation-attacks-on-tor-onion-service-sessions-with-sliding-subset-sum/>
- [46] A. Iacovazzi, D. Frassinelli, and Y. Elovici, "The duster attack: Tor onion service attribution based on flow watermarking with track hiding," in *Proceedings of the 22nd International Symposium on Research in Attacks, Intrusions and Defenses (RAID)*. USENIX Association, 2019, pp. 213–225. [Online]. Available: <https://www.usenix.org/conference/raid2019/presentation/iacovazzi>
- [47] T. Brekne, A. Årnes, and A. Øslebø, "Anonymization of ip traffic monitoring data: Attacks on two prefix-preserving anonymization schemes and some proposed remedies," in *International Workshop on Privacy Enhancing Technologies*. Springer, 2005, pp. 179–196.
- [48] T. Brekne and A. Årnes, "Circumventing ip-address pseudonymization," in *Communications and Computer Networks*, 2005, pp. 43–48.
- [49] T.-F. Yen, X. Huang, F. Monrose, and M. K. Reiter, "Browser fingerprinting from coarse traffic summaries: Techniques and implications," in *Detection of Intrusions and Malware, and Vulnerability Assessment: 6th International Conference, DIMVA 2009, Como, Italy, July 9-10, 2009. Proceedings 6*. Springer, 2009, pp. 157–175.
- [50] M. Burkhart, D. Brauckhoff, M. May, and E. Boschi, "The risk-utility tradeoff for ip address truncation," in *Proceedings of the 1st ACM workshop on Network data anonymization*, 2008, pp. 23–30.
- [51] Y. Yin, "Practical application of deep generative models to network traces and use cases," Ph.D. dissertation, 2024, copyright - Database copyright ProQuest LLC; ProQuest does not claim copyright in the individual underlying works; Last updated - 2024-11-01. [Online]. Available: <https://login.ezproxy.princeton.edu/login?url=https://www.proquest.com/dissertations-theses/practical-application-deep-generative-models/docview/3123030175/se-2>
- [52] Y. Yin, J. G. Merchan, P. Pappachan, and V. Sekar, "Work-in-progress: Cangen: Practical synthetic can traces generation using deep generative models," in *2024 IEEE European Symposium on Security and Privacy Workshops (EuroS&PW)*, 2024, pp. 1–9.
- [53] D. Duplyakin, R. Ricci, A. Maricq, G. Wong, J. Duerig, E. Eide, L. Stoller, M. Hibler, D. Johnson, K. Webb, A. Akella, K. Wang, G. Ricart, L. Landweber, C. Elliott, M. Zink, E. Cecchet, S. Kar, and P. Mishra, "The design and operation of CloudLab," in *2019 USENIX Annual Technical Conference (USENIX ATC 19)*. Renton, WA: USENIX Association, Jul. 2019, pp. 1–14. [Online]. Available: <https://www.usenix.org/conference/atc19/presentation/duplyakin>

A. Details of SynNetGens

NetShare: [8] is a GAN-based IP header trace generator that can generate high-fidelity, privacy-preserving synthetic traces. It constitutes an extension of the time-series data generator DoppelGANger and incorporates network-specific domain knowledge to preserve data fidelity. In addition, NetShare allows users to optionally enable a privacy-preserving mode that uses Differential Privacy (DP), offering a formal, theoretically grounded privacy guarantee⁶. When DP is on, NetShare first pre-trains on a public dataset, which is disjoint with the original training set. Next, it is fine-tuning on the original set using DP-SGD to provide DP guarantee during model training. In our evaluation for DP-protected NetShare, we select another dataset which is disjoint with D and R to pretrain⁷. NetShare’s generation granularity is per network flow and its use of DP is also defined per flow.

NetDiffusion+: NetDiffusion [10] is a Diffusion-based generator that leverages a fine-tuned Stable Diffusion model to generate network traces. During its training phase, NetDiffusion first converts network flows into image-like representations and then uses them to fine-tune an image-data pre-trained diffusion model. Leveraging the powerful generative capabilities of diffusion models in the image domain, NetDiffusion is able to synthesize high-fidelity network traces that closely resemble real traffic. However, NetDiffusion does not incorporate any explicit privacy mechanisms—such as Differential Privacy (DP)—during training or generation.

Training NetDiffusion demands substantial computational resources; even fine-tuning for a single epoch exceeds 44 hours. Due to these constraints, we were unable to train NetDiffusion within a reasonable timeframe. To address this, we developed NetDiffusion+, a variant that generates traffic per source IP. We evaluate its performance on the SIM dataset for reference. We first group the training data by source IP, resulting in per-user records containing multiple flows. We then apply the same training and fine-tuning procedures as specified by the authors.

In NetDiffusion’s generation pipeline, the final step is post-processing, which enforces consistency constraints with network protocols by correcting errors made during generation. This process significantly alters the generated packets, modifying fields such as IP addresses, flags, and sequence numbers, and converting unidirectional flows into bidirectional ones. To maintain single-source, unidirectional flows, we change the post-processing step by disabling the rewriting of source IP addresses and adjusting the rewriting process to sample multiple destination IPs.

RealTabFormer (RTF): [15] is a GPT-2 based synthetic tabular data generator. Although it was originally designed for general purposes, related works [51], [52] show that RTF

⁶The latest NetShare codebase no longer supports DP. We replicate the DP mode based on the original paper’s description.

⁷For SIM, we use a subset of R and slightly change IP and temporal pattern as the pre-trained dataset.

is applicable to network traces synthesis. RTF offers two modes—RTF-Tab and RTF-Time—allowing data generation at the packet and flow levels, respectively. Similar to NetDiffusion, its original design doesn’t include privacy protection techniques.

NetDPSyn: [9] is a marginal distribution-based networking trace synthesizer. Unlike the pipelines introduced above, NetDPSyn does not train a generative model to learn the original data’s distribution. Instead, it leverages multiple marginal distributions to capture the overall data distribution. NetDPSyn integrates Differential Privacy (DP) directly into its framework design, in contrast to NetShare where DP is optional and can be toggled on or off. In NetDPSyn, both the data generation and privacy protection operate at the packet level.

B. Fidelity metrics of SynNetGens

We report JS Divergence for the distribution of **SA** (source IP address), **DA** (destination IP address), **SP** (source port), **DP** (destination port). We omit the distribution of protocol as all the packets are TCP. We also report the normalized Earth Mover’s Distance (EMD) for the distribution of **SFN** (flow per source), **SPN** (packets per source), **PL** (packet length), **IAT** (packets inter-arrival times), **FL** (flow length). Since the value of EMD is unbounded, we use min-max normalization to normalize EMD (min is 0 and max is the maximum EMD any SynNetGen achieves). We note that data fidelity varies based on use case. For example, using synthetic networking traces to train a more robust ML-based networking application has different fidelity requirements from those to reproduce real-world behaviors. Discussion of the selection of fidelity metrics is out of the scope of this paper.

Fig. 14 plots the fidelity of synthetic data for the dataset MAWI, DC and SIM. Synthetic data by SynNetGens all show reasonably well fidelity.

C. Testbed

For consistent evaluation, we evaluate TraceBleed and TracePatch using the instance of C240g5 in CloudLab Wisconsin cluster [53]. It has two Intel Xeon Silver 4114 10-core CPUs at 2.20 GHz, 192GB ECC DDR4-2666 Memory, and 1 Nvidia 12GB P100 GPU. We train SynNetGens using the university research computing cluster which has 2.8 GHz Intel Ice Lake CPU and Nvidia 80GB A100 GPU.

D. Extension details of Deep Fingerprinting

Deep Fingerprinting (DF) [14] is a CNN-based website fingerprinting classifier which shows strong performance on predicting the underlying website given the network flow. We naturally extend DF to support source membership inference. First, we split R by five-tuples into flows. We label each flow with the source IP. We use DF to train on the flow to predict the target source IP.

When inference, we split D into flows and for each source, we feed DF with the corresponding flows and get a set of source IP predictions. We use the majority vote to select the source IP as the final prediction for these aggregate of flows.

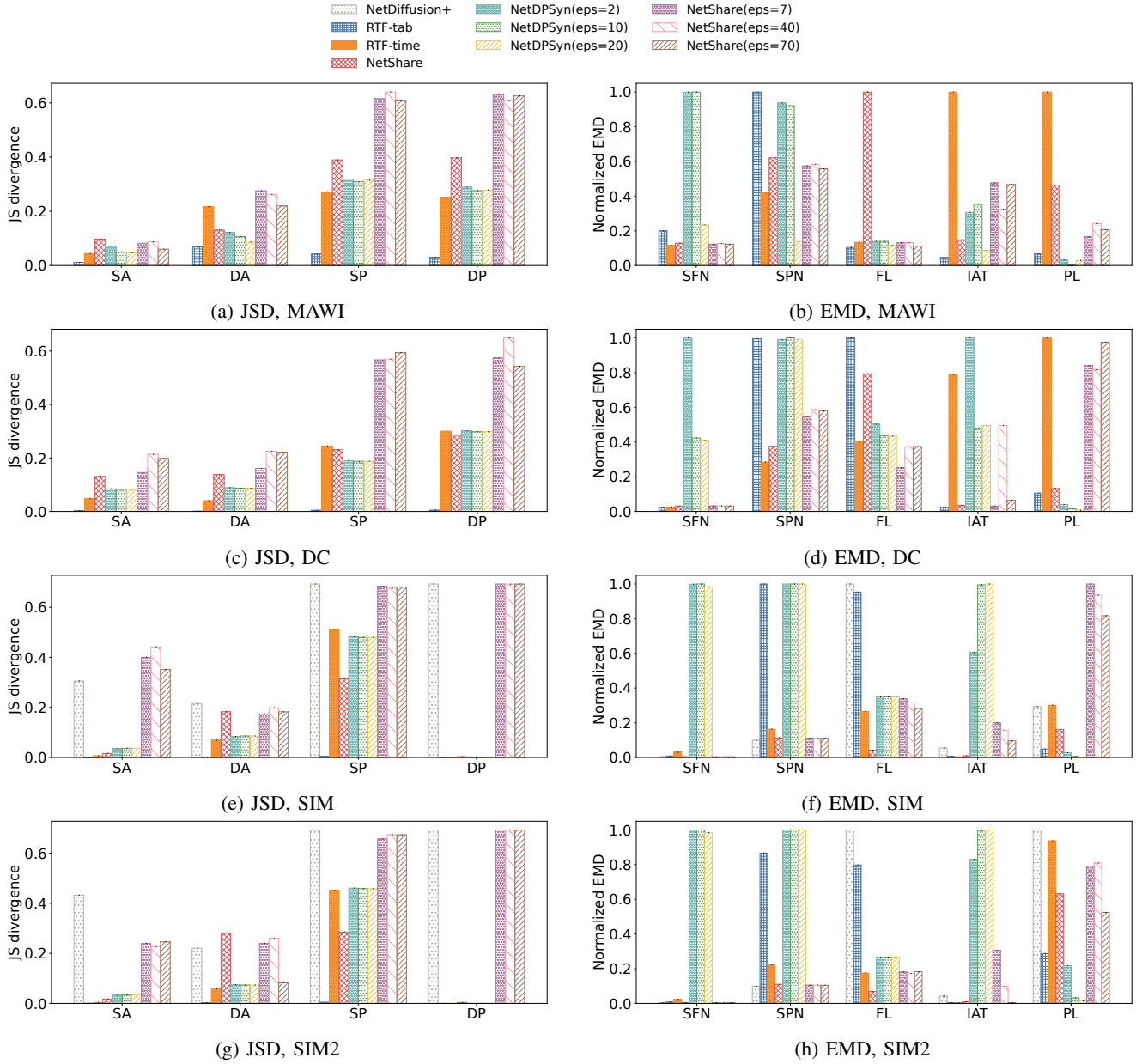


Fig. 14: Fidelity report of SynNetGens for SIM, MAWI and DC datasets.

After iterating all the source IP in D , we get a list of predicted source IP. We consider all these IPs as I_N and the remaining source IP in R as O_U .

E. Privacy of synthetic data

Fig. 15 shows the Precision and Recall when leveraging TraceBleed against synthetic data. Synthetic data generally has high Precision score and low Recall.

F. TracePatch against RTF-Tab (1X)

Fig. 16 depicts the attack success metrics using TracePatch for synthetic data generated by RTF-Tab(1X).

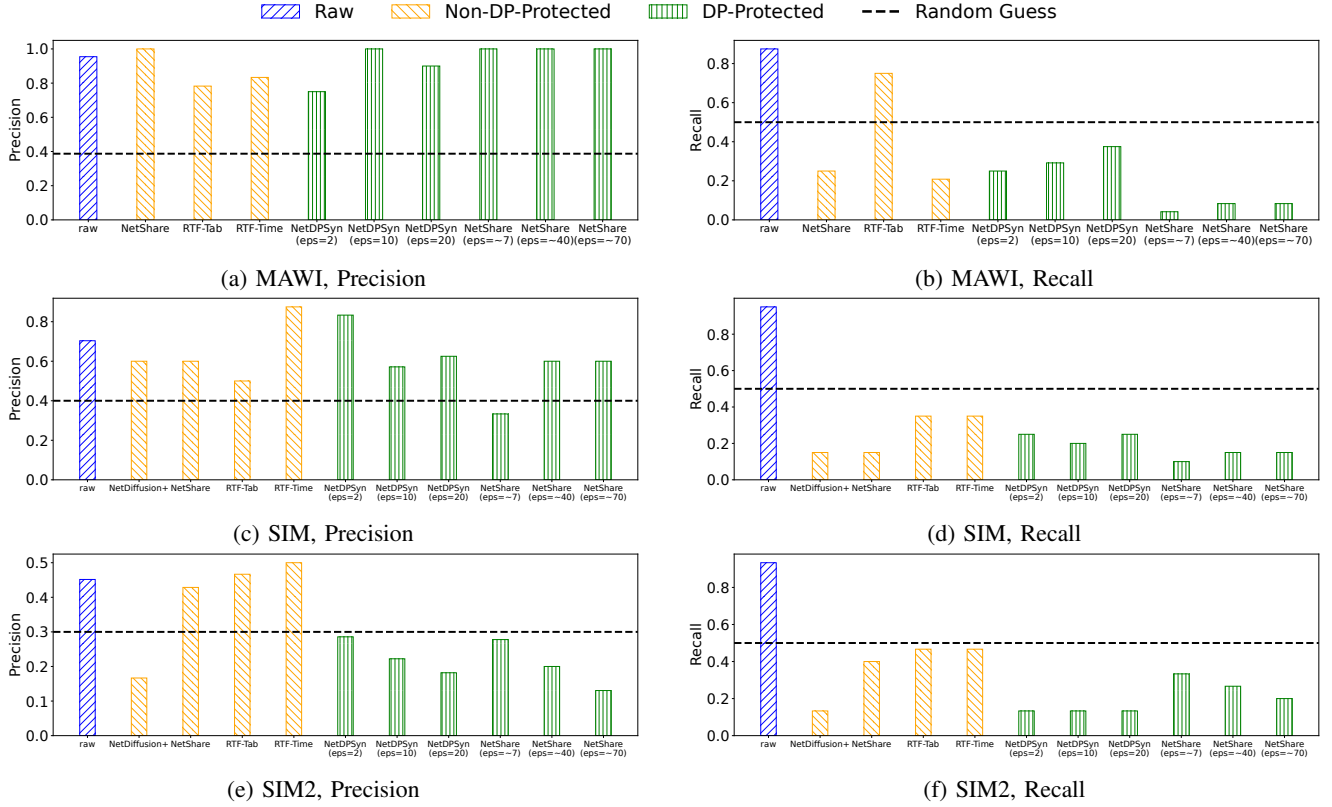


Fig. 15: The Precision and Recall score when leveraging TraceBleed against synthetic data powered by SynNetGens. Most of the SynNetGens have higher F1 score compared to random guess, indicating potential privacy leakage in the synthetic data.

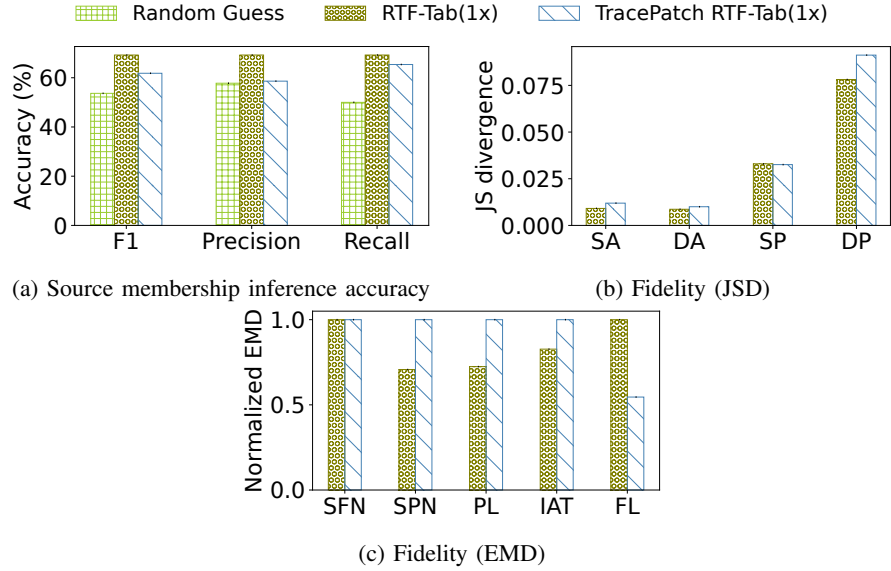


Fig. 16: By leveraging the AML-inspired perturbations, the privacy improves with a minor fidelity drop.