

# LETToT: Label-Free Evaluation of Large Language Models On Tourism Using Expert Tree-of-Thought

Ruiyan Qi, Congding Wen, Weibo Zhou, Shangsong Liang, Lingbo Li \*

## Abstract

Evaluating large language models (LLMs) in specific domain like tourism remains challenging due to the prohibitive cost of annotated benchmarks and persistent issues like hallucinations. We propose **Label-Free Evaluation of LLM on Tourism using Expert Tree-of-Thought (LETToT)**, a framework that leverages expert-derived reasoning structures—instead of labeled data—to assess LLMs in tourism. First, we iteratively refine and validate hierarchical ToT components through alignment with generic quality dimensions and expert feedback. Results demonstrate the effectiveness of our systematically optimized expert ToT with 4.99-14.15% relative quality gains over baselines. Second, we apply LETToT’s optimized expert ToT to evaluate models of varying scales (32B-671B parameters), revealing: (1) Scaling laws persist in specialized domains (DeepSeek-V3 leads), yet reasoning-enhanced smaller models (e.g., DeepSeek-R1-Distill-Llama-70B) close this gap; (2) For sub-72B models, explicit reasoning architectures outperform counterparts in accuracy and conciseness ( $p < 0.05$ ). Our work establishes a scalable, label-free paradigm for domain-specific LLM evaluation, offering a robust alternative to conventional annotated benchmarks.

## Introduction

Evaluating large language models (LLMs) in domain-specific applications, such as tourism question-answering (QA) (Contractor et al. 2019; Yang et al. 2020; Wei et al. 2024), presents significant challenges. Traditional evaluation methods (Zhang, Wang, and Li 2023; Wei et al. 2024) often depend on costly annotated benchmarks, which are particularly prohibitive in specialized domains like tourism. Moreover, LLMs frequently encounter issues such as hallucinations, generating plausible but incorrect information that undermines their reliability. These challenges are amplified by the distinct nature of tourism QA, which focuses on practical, travel-related queries requiring real-time data access (e.g., flight statuses, hotel availability) and personalized recommendations based on user preferences (Wang et al. 2013; Contractor et al. 2019; Martínez-González and Álvarez Albelo 2021). In contrast, traditional QA typically addresses broader, knowledge-oriented topics in structured settings, relying on static content.

To tackle these issues, we propose **Label-Free Evaluation of LLM on Tourism using Expert Tree-of-Thought (LETToT)**, a novel framework that leverages expert-derived reasoning structures to assess LLMs without the need for labeled data (Figure 1). LETToT is tailored for tourism QA, where queries demand structured reasoning and the integration of user preferences and reasoning to produce coherent travel plans (Ren, Yao, and Cole 2024; Xie et al. 2024). Despite their potential, LLMs face persistent challenges in tourism, including suboptimal itineraries due to overlooked geographical or user-specific factors, thematic misalignments, and factual inaccuracies (e.g., incorrect operating hours) (Liang et al. 2022; Zhao et al. 2024; Lyu et al. 2024). These issues span seven generic quality dimensions: thematic relevance, context appropriateness, logical coherence, creativity, accuracy, completeness, and practicality. Current evaluation methods, such as binary checks, often fail to capture this multidimensional nature (Mizumoto and Eguchi 2023; Xu, Lin, and Han 2025).

LETToT addresses these limitations through a two-stage label-free evaluation framework. In the first stage, we iteratively validate hierarchical ToT components by aligning them with generic quality dimensions and expert feedback, by prompting LLM with expert-derived ToT then cross-validating the responses with LLM-judge. Thus we present a systematic approach to discover and validate optimal prompts for tourism QA, and an interpretable grading system optimized via Analytic Hierarchy Process (AHP)-weighted scoring. The final optimized prompts achieve significant improvements in response quality, ranging from 4.99% to 14.15% over baseline prompts.

In the second stage, we use the optimized ToT components obtained from the previous stage as guidelines for label-free LLM evaluation, using a rule-based verifiable reward formula based on coverage of components and text efficiency.

Five open source LLMs with parameter counts ranging from 32B to 671B are selected for experiments. Findings indicate that scaling laws persist in specialized domains, with larger models like DeepSeek-V3 leading in overall performance. However, smaller models with enhanced reasoning capabilities, such as DeepSeek-R1-Distill-Llama-70B, can effectively close this performance gap. Specifically, for models under 72 billion parameters, those with explicit

\*Corresponding author. Email: Lingbo.Li.1@warwick.ac.uk

reasoning capabilities significantly outperform their non-reasoning counterparts in accuracy and conciseness ( $p < 0.05$ ), differing from results yielded by generic benchmark (HuggingFace 2025).

These findings underscore the persistence of scaling laws in specialized domains while highlighting the potential of reasoning-enhanced architectures to improve performance in smaller models.

The key contributions of this research are:

- **Introduction of the Replicable Evaluation Framework: LETToT:** A label-free evaluation method that leverages expert-derived reasoning structures for assessing LLMs in domain-specific applications. LETToT provides a scalable, label-free paradigm for domain-specific LLM evaluation, combining domain expertise with general content quality assessment.
- **Demonstration of Prompt Optimization Effectiveness:** By optimizing prompts with LETToT’s expert ToT, we achieved significant improvements in response quality across multiple dimensions, including thematic relevance (+14.15%), Context Appropriateness (+13.85%), and creativity (+13.50%).
- **Insight into Scaling Laws and Reasoning Capabilities:** Our experiments revealed that while larger models lead in overall performance, smaller models with explicit reasoning architectures can close the performance gap, especially for sub-72B parameter models.
- **Valuable Insights into LLM Capabilities in Tourism QA:** The study offers a comprehensive understanding of how different LLMs perform in tourism, paving the way for future evaluations in other specialized domains.

## Related Work

### LLMs in Tourism QA

LLMs show significant potential in tourism QA, excelling in multi-turn dialogues, knowledge retrieval, and personalized recommendations through pre-training and fine-tuning (Kumar 2024; Xia et al. 2024). For example, Bac-trainus enhances complex, multi-hop reasoning in tourism QA (Barati, Ghafouri, and Minaei 2025). However, challenges like hallucination—producing plausible but incorrect information—persist, especially in complex scenarios (Kumar 2024; Zhao et al. 2024). LLMs also struggle with novel or cross-domain tasks despite advances in fine-tuning and prompt engineering (Wan et al. 2024; Yue et al. 2024). Integrating external knowledge bases, such as tourism databases, remains challenging (Yue et al. 2024).

Recent methods mitigate these issues via advanced reasoning frameworks. RoT (Hui and Tu 2024) uses search tree experiences to improve multi-step QA, while Agent-COT enhances controllability and interpretability through evidence-based, multi-turn generation for justified tourism recommendations (Liang et al. 2024). These advancements highlight LLMs’ potential in tourism QA but emphasize the need for better external knowledge integration, dynamic reasoning, and domain-specific fine-tuning (Zhao et al. 2024; Yue et al. 2024; Liang et al. 2024).

### Tree of Thought in LLM QA Systems

ToT framework enhances LLM reasoning for complex tasks via tree-based search with multi-path exploration (Yao et al. 2023). Extending chain-of-thought reasoning, ToT optimizes problem-solving through lookahead and backtracking (Yao et al. 2023). To address local uncertainty, Mo et al. (2023) introduced the Tree of Uncertain Thought (TouT), using probabilistic evaluation to reduce reasoning biases (Mo and Xin 2023). Gao et al. (2024) improved ToT with Meta-Reasoning Prompting (MRP), dynamically selecting strategies to boost accuracy by 12.3% in mathematical and coding tasks (Gao et al. 2024). Wang et al. (2024) proposed the SEED framework, speeding up ToT by 3.8×—while retaining 97% success rates (Wang et al. 2024). While ToT enhances LLM decision-making, its use in tourism QA is underexplored. This study investigates a systematic way to transform domain expert knowledge into optimal ToT prompts.

### Evaluation of LLM-Generated Tourism Responses

Evaluating LLM-generated responses in tourism QA is challenging due to factual inaccuracies, cultural insensitivity, and the need for real-time updates. Prior work, such as TourLLM, uses tourism knowledge graphs to enhance recommendations and itinerary planning (Wei et al. 2024). Existing evaluations often rely on manual annotation, assessing information completeness, logical coherence, and cultural adaptability (Yang et al. 2020). This study proposes a seven-dimensional evaluation framework to overcome traditional metric limitations, establishing a robust, domain-specific benchmark for LLM performance in tourism QA.

## LETToT Framework

### Domain Query Analysis

This study analyzes real-world tourism QA data to categorize inquiries by travel phase and intent, employing a taxonomic approach with empirical induction and data-driven validation. Queries are classified into three types covering the travel lifecycle, supported by established tourism behavior research (Kang, Jodice, and Norman 2020; Nautiyal et al. 2023):

- **Planning:** Focuses on logistics, e.g., ‘Plan a 3-day culinary itinerary from London to Paris with a £1900 budget.’ (Kang, Jodice, and Norman 2020)
- **Pre-trip consultation:** Seeks destination details, e.g., ‘What reservations are needed for a Paris trip next month?’ (Nautiyal et al. 2023)
- **On-trip guidance:** Provides real-time recommendations, e.g., ‘Identify must-see exhibition halls in the Louvre.’ (Kang, Jodice, and Norman 2020)

Iterative analysis identified 11 tourism themes: *Cultural, Natural, Hot Spring, Leisure Resorts, Winter Sports, Island, Religious, Urban, Theme Park, Family & Educational, and Wellness*. These were derived by mapping tourism products to query patterns, ensuring comprehensive coverage (Zhang,

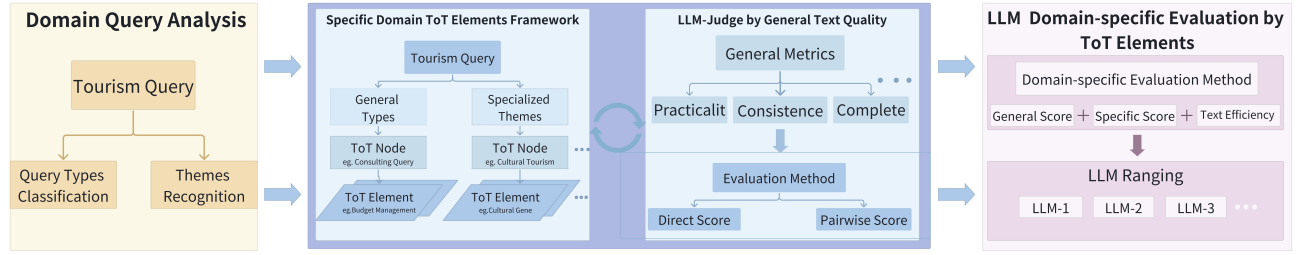


Figure 1: Label-Free LLM Evaluation on Tourism using Expert Tree-of-Thought (LETToT) Framework. The LETToT framework integrates three components: (1) **Domain Query Analysis** (yellow), taxonomically categorizing tourism queries; (2) **ToT framework** (blue), enabling multi-dimensional LLM-Judge scoring (7 evaluation axes) via direct and pairwise comparative methods; and (3) **Domain-Specific Evaluation** (purple), benchmarking LLM performance using tailored tourism metrics.

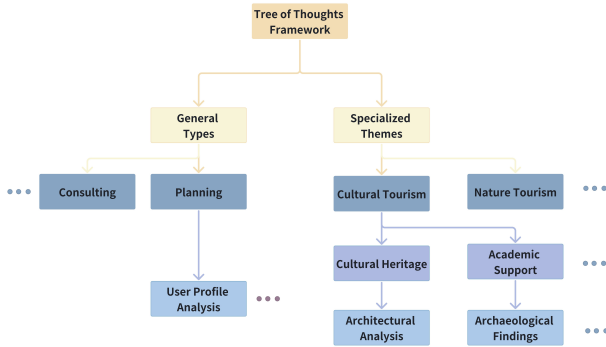


Figure 2: LETToT’s Expert ToT Framework Structure. The framework employs a dual-layer taxonomy, stratifying general user query types (planning, consulting, guidance) and 11 tourism subcategories (e.g., cultural tourism) with defined POIs. This design enhances LLM performance via expert-guided prompt optimization.

Wang, and Li 2023; Maria 2016). An element-based scoring mechanism enhances response objectivity by quantifying theme-specific characteristics, aligned with real-world travel scenarios (Xiang and Pan 2011).

### Iterative Expert ToT Validation and Refinement

The LETToT’s Expert ToT elements integrate the three question types (planning-oriented, pre-trip consultation, and on-trip guidance) with the 11 tourism themes. By embedding this hierarchical structure in prompt engineering, we enhance the quality of LLM-generated responses. The framework’s modular design allows for seamless adaptation to diverse tourism contexts through targeted component substitution, ensuring both comprehensive coverage and domain specialization.

The optimized prompt guided by expert ToT ensures that LLMs generate comprehensive responses with relevant points of interests (POI). For example, a query about a cultural tourism itinerary triggers responses that prioritize relevant POIs, such as historical landmarks or cultural festivals, tailored to the user’s travel phase. Detailed methodologies are presented in Figure 2.

LETToT’s expert ToT framework was refined through iterative validation using LLM-judge, applied to 3,240

tourism-related questions across three travel phases (planning, pre-trip consultation, on-trip guidance) and 11 tourism themes.

To address potential preference bias in LLM-judge and ensure consistency, two scoring mechanism are employed and cross-validated between each other. Pair-wise score are used as primary metrics since we mainly want to capture the relative performance between optimization and baseline.

**Direct Scoring** The LLM-judge systematically rated response quality using seven generic content quality dimensions: Thematic Relevance (**Rel**), Contextual Adaptability (**Cxt**), Logical Coherence (**Log**), Creativity (**Cr**), Accuracy (**Acc**), Completeness (**Comp**), and Practicality (**Prac**). These dimensions, abbreviated as **Rel-“Prac**, formed a structured rubric to quantify performance across domain-specific and general content generation criteria (Table 4). Abbreviations are used consistently throughout this work to streamline analysis. Three independent annotators scored responses on a 1-7 Likert scale (1: extremely poor; 7: excellent), aggregated to ensure inter-rater reliability (Table 4).

**Pairwise Scoring** AHP, a multi-criteria decision analysis method, decomposes complex evaluations into a hierarchical structure of sub-problems, integrating quantitative and qualitative analyses through weighted allocations. In this study, AHP conducted pairwise comparisons between original and optimized response, also across the above mentioned seven dimensions.

### Domain-Specific Evaluation with LETToT

This subsection details the second stage of LETToT, leveraging refined ToT elements from the first stage. In the evaluation stage, LLMs are prompted with simple query without prior expert knowledge, so as to assess the inherent suitability of LLM for specific domain. The evaluation then is designed by systematically identifying and scoring expert ToT elements in the model response, as fine-grained ToT elements make it easily verifiable.

The elements are organized hierarchically, with general elements ensuring broad coverage across query types and specific elements capturing nuanced details relevant to particular tourism themes. This dual structure enables the framework to assess both the comprehensiveness and depth of the content.

**Base Score ( $S_{\text{base}}$ )** The base score evaluates the coverage of general tourism elements across three categories: planning (e.g., budget management), consultation (e.g., risk assessment), and guidance (e.g., route optimization). It is computed as:

$$S_{\text{base}} = \sum_{i \in \{P, C, G\}} C_i, \quad (1)$$

where  $P$ ,  $C$ , and  $G$  represent the planning, consultation, and guidance categories, respectively, and  $C_i$  is the score for category  $i$ , ranging from 0 to 12, evaluated based on predefined criteria for general tourism elements. This score captures the breadth of coverage across essential tourism aspects.

**Efficiency Factor ( $F_{\text{eff}}$ )** The efficiency factor quantifies the information density of the text using a logistic function. It is defined as:

$$F_{\text{eff}} = \frac{1}{1 + e^{-\frac{N}{L}}}, \quad (2)$$

where  $N$  is the total number of elements covered (combining general and specific elements, computed as  $N = \sum C_i + \sum S_j$ , with  $S_j$  as the score for each specific element  $j$  in the tourism theme), and  $L$  is the text length in characters. The logistic function, which distinguishes concise texts from verbose ones, leverages the text element density ( $N/L$ ) to quantify the concentration of covered elements per character, with higher values indicating greater information efficiency.

**Comprehensive Scoring Formula** To evaluate the quality of tourism-related text, we propose a comprehensive and hierarchical scoring formula that integrates coverage breadth, depth, and information efficiency. The scoring process computed base scores (general tourism elements), specialized scores (theme-specific elements), and efficiency factors (information density). Composite scores were ranked and summarized statistically (mean, max, min, standard deviation). Evaluation protocols are in Tables 5 and 6 of Appendix. The updated formula, incorporating weights  $\alpha$  and  $\beta$  for flexibility across different scenarios, is defined as follows:

$$S_{\text{total}} = (\alpha S_{\text{base}} + \beta S_{\text{specific}}) \cdot F_{\text{eff}}, \quad (3)$$

where  $S_{\text{total}}$  is the comprehensive score quantifying overall content quality (rounded to two decimal places for precision),  $S_{\text{base}}$  is the base score assessing the coverage of general tourism elements,  $S_{\text{specific}}$  is the specific score evaluating the coverage of elements unique to a given tourism theme, and  $F_{\text{eff}}$  is the efficiency factor measuring the information density of the text. The weights  $\alpha$  and  $\beta$  are set to 1 by default, allowing equal contribution of  $S_{\text{base}}$  and  $S_{\text{specific}}$ , but can be adjusted based on the evaluation context to prioritize either general or specific elements.

## Experimental Design

### Data Preparation

A dataset comprising 3,240 records was systematically curated from two primary sources: outputs generated by the five open-source LLMs listed in Table 1 and web-sourced texts extracted from travel forums, blogs, and social media

Model	Abbreviation	Deployment	Reasoning	Quant
Qwen2.5-32B-Instruct	Qwen-32B	Local	No	Q4-K-M
Qwen2.5-72B-Instruct	Qwen-72B	Local	No	Q4-K-M
DeepSeek-R1-Distill-Qwen-32B	DS-32B	Local	Yes	Q4-K-M
DeepSeek-R1-Distill-Llama-70B	DS-70B	Local	Yes	Q4-K-M
DeepSeek-V3	DS-V3	API	No	N/A

Table 1: Specifications of Evaluated LLMs.

platforms. The corpus was designed with a 60:40 ratio of LLM-generated to web-sourced content to ensure diversity. Pre-processing involved removing non-textual elements, filtering near-duplicates (Levenshtein similarity  $>95\%$ , verified manually), and standardizing text to UTF-8 encoding with uniform casing. Data quality was assured through stratified sampling across travel categories (leisure, business, adventure) and manual validation, achieving 95% annotation agreement. The dataset is not available for public release or open-source distribution as it comprises sensitive internal data governed by institutional data governance protocols designed to safeguard proprietary information.

### Experimental Controls and Optimizations

To ensure robust evaluation, a composite scoring formula was developed and validated to distinguish content quality across model outputs, benchmarked against established performance rankings. Data integrity was maintained by excluding invalid records and implementing computational safeguards to stabilize element identification and scoring processes. A standardized logistic function was applied to compute an efficiency factor, fine-tuned through empirical analysis, guaranteeing consistent and reliable assessments.

### Evaluation of LLMs

The five open-source LLMs listed in Table 1 were evaluated under controlled conditions for their performance in tourism QA. These models were selected based on their demonstrated capabilities in low-parameter code generation and domain-specific text production, making them suitable for handling varied text structures and travel-related terminology. The evaluation setup was designed to ensure reproducibility and accessibility, providing a fair and comprehensive comparison of their effectiveness.

### Research Questions

This study investigates two primary research questions to advance the evaluation of LLMs in tourism QA:

**RQ1: How does incorporating domain-specific expert knowledge into the LLM evaluation pipeline enhance the assessment of model performance in tourism QA?**

Standard evaluation methods often rely on general benchmarks that may overlook the contextual nuances, user preferences, and practical requirements of tourism QA. Expert knowledge is critical for assessing the relevance, adaptability, and accuracy of LLM responses in this domain. Without exploring how to integrate such knowledge, evaluations may produce misleading results, undermining model selection and development. This RQ establishes the foundation

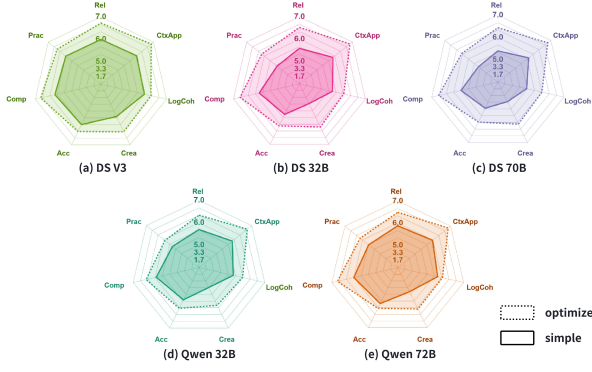


Figure 3: Baseline vs. Optimized Prompt Performance Across Quality Dimensions. Radar chart compares mean scores (1-7 scale) for baseline and optimized prompts across seven dimensions. Optimized prompts (bold) demonstrate efficacy in enhancing output quality.

for ensuring that evaluations are tailored to the domain, making subsequent research on model optimization meaningful.

## RQ2: What insights does LETToT provide and how are they compared to traditional supervised benchmarks in assessing LLM performance for tourism QA?

Supervised benchmarks, while robust, require extensive labeled data, which is resource-intensive to create, particularly in specialized domains like tourism. Our label-free framework, LETToT, leverages expert knowledge to evaluate LLMs without labeled data, offering a potentially scalable alternative. Validating LETToT against established leaderboards is essential to confirm its reliability and to demonstrate its value as a complementary or alternative approach. This RQ ensures that the framework’s contributions are rigorously evaluated, justifying its adoption in future research.

## Results and Findings

### RQ1: How does incorporating domain-specific expert knowledge into the LLM evaluation pipeline enhance the assessment of model performance in tourism QA?

A controlled experiment compared baseline (raw inputs) and optimized (tourism-expert prompts) responses across 3,240 QA pairs. Performance was evaluated using the LETToT framework, which integrates domain-specific ToT criteria to assess seven content quality dimensions (*Rel*, *Cxt*, *Log*, *CR*, *ACC*, *Comp*, *Prac*) via Direct and AHP Pairwise Scoring.

The expert-guided prompt optimization significantly improved response quality, with gains ranging from +8.23% (*Prac*) to +14.15% (*Rel*) (Figure 3). Reasoning models, in our case DS-32B (+15.15%) and DS-70B (+17.98%), exhibited the largest improvements under optimized prompts (Figure 4), surpassing Qwen-72B and Qwen-32B after optimization, demonstrating their enhanced sensitivity to ToT prompting. Pairwise rankings (Table 2) positioned DS-V3 as the top performer (1st in both baseline/optimized groups).

The LETToT framework quantified these enhancements through AHP analysis (Table 3), revealing DS-32B’s dominance in relevance (6.08/7) and DS-70B’s strength in con-

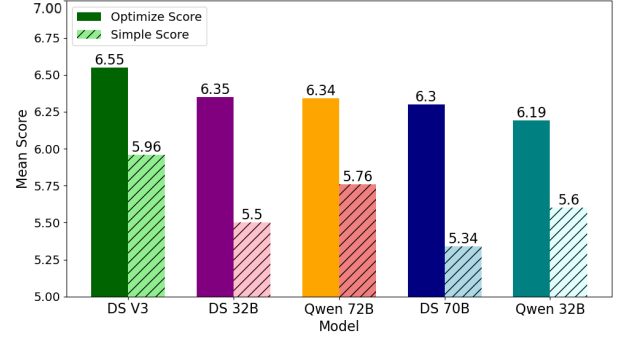


Figure 4: Comparative Analysis of Optimized vs. Baseline Prompt Performance. Paired bar plot of mean scores (5.00-7.00, y-axis) across five LLMs (x-axis). Optimized prompts (dark bars) and baseline prompts (light hatched bars) per model highlight performance gains from prompt engineering.

Model	Rel	Cxt	Log	CR	ACC	Comp	Prac	OR
DS-32B	4.2	<b>3.2</b>	4.3	4.2	4.2	4.3	4.2	4.2
DS-70B	5.4	5.4	5.4	<b>5.3</b>	5.5	5.4	5.4	5.4
DS-V3	1.1	1.1	1.1	1.1	1.1	1.1	1.1	1.1
Qwen-32B	<u>3.5</u>	4.5	<u>3.5</u>	<u>3.5</u>	3.4	<u>3.5</u>	<u>3.5</u>	<u>3.5</u>
Qwen-72B	<u>2.3</u>	<b>2.2</b>	<b>2.2</b>	2.4	<u>2.3</u>	<b>2.2</b>	<u>2.3</u>	<u>2.3</u>

Table 2: Comparative Ranking of Baseline (S) vs. Optimized (O) Prompts by Quality Dimension. Rankings (1 = best) formatted as S, O, with lower values indicating superior performance. Second- and third-place entries are **bolded** and underlined, respectively. OR denotes Overall Rank.

textual adaptability (5.34/7). This validates LETToT’s ability to rigorously evaluate domain-specific LLM performance without manual labels, demonstrating the critical role of expert knowledge in measuring and guiding tourism-focused QA improvements.

**Answer to RQ1:** Incorporating domain-specific expert knowledge via optimized prompts enhances LLM performance in tourism QA by 4.99–14.15% across seven metrics, with DS-V3 outperforming Qwen-72B, DS-32B/70B, and Qwen-32B in baseline and optimized settings. The LETToT framework’s effectiveness is validated through pairwise comparisons and AHP-weighted scoring, ensuring robust, domain-tailored assessment.

### RQ2: What insights does LETToT provide and how are they compared to traditional supervised benchmarks in assessing LLM performance for tourism QA?

To compare domain-specific LLM performance with established leaderboards, this study evaluates task-specific scores, average performance, text length efficiency, and statistical significance.

Violin plots (Figure 5) reveal DS-V3 achieved the highest mean score ( $3.47 \pm 0.11$ , 95% CI [3.27–3.68], IQR = 2.52), followed by DS-70B (3.34, 95% CI [3.09–3.59], IQR = 3.0) and DS-32B (3.30, 95% CI [3.03–3.57], IQR = 3.0).

Qwen-72B (3.11, 95% CI [2.89–3.33], IQR = 1.53) and Qwen-32B (2.96, 95% CI [2.77–3.15], IQR = 1.53) scored lower with tighter distributions. DS models exhibited wider confidence intervals (average span = 0.38) than Qwen models (0.34), indicating greater variability but superior perfor-

Model	Rel.	Cxt.	Log.	Cr.	Acc.	Comp.	Prac.
Qwen-32B	4.52	4.99	4.37	3.95	4.88	5.19	5.17
Qwen-72B	4.77	5.15	4.49	4.34	4.73	5.62	5.55
DS-70B	<u>5.19</u>	<b>5.34</b>	<b>4.98</b>	<u>4.90</u>	<b>5.11</b>	<b>5.90</b>	<b>5.77</b>
DS-32B	<b>6.08</b>	<u>5.27</u>	<u>4.92</u>	<b>4.76</b>	<u>5.03</u>	<u>5.79</u>	<u>5.68</u>
DS-V3	4.88	5.25	4.50	4.44	4.72	5.55	5.49

Table 3: AHP Evaluation of LLMs Across Generic Quality Dimensions. Hierarchical scoring (1-7 scale) for seven dimensions. **Bold** = highest score, underlined = second-highest per column.

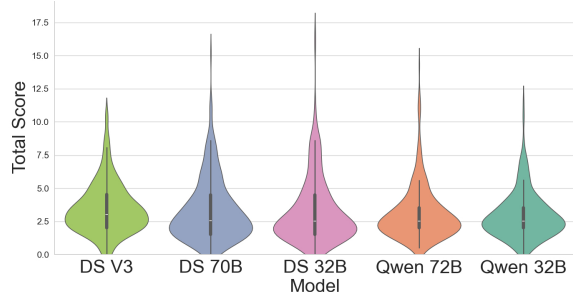


Figure 5: Violin Plot of LLM Comprehensive Score Distributions. KDE-smoothed distributions of performance scores (y-axis: 0-20) across five LLMs (x-axis). Violin widths reflect probability density at score intervals, while embedded boxplots denote median values and interquartile ranges.

mance. Density estimates (Figure 6) show that DS-V3 exhibits the highest peak and stable performance with a moderate spread, DS-70B and DS-32B have flatter distributions with wider ranges, while the Qwen models display tighter, left-skewed distributions, indicating limited peak performance. Overall, DS models offer higher scores with greater variability, whereas Qwen models focus on compactness at the cost of peak performance.

Statistical analysis via a p-value heatmap (Figure 7) confirms DS-V3 significantly outperforms Qwen-72B ( $p = 0.019$ ) and Qwen-32B ( $p = 0.0004$ ), with DS-70B and DS-32B surpassing Qwen-32B ( $p = 0.019$  and  $p = 0.045$ , respectively). No significant differences were observed among DS models ( $p > 0.32$ ). Text length analysis indicates that concise outputs ( $< 500$  tokens) correlate with higher scores, with longer outputs yielding diminishing returns.

The evaluation results present a clear performance hierarchy (Figure 8): DS-70B achieved the highest score among listed models (3.34), followed closely by DS-32B (3.30), Qwen-72B (3.11), and Qwen-32B (2.96). Notably, within the 32B–72B parameter range, reasoning-enhanced models (DS-70B, DS-32B) significantly outperforms non-reasoning models (Qwen-72B, Qwen-32B) with concise outputs ( $p < 0.05$ ), highlighting reasoning’s critical role in tourism QA.

Comparing this ranking obtained by LETToT with the Direct Scoring by LLM-judge on generic content qualities in the first stage experiment, we notice that within the 32B–72B parameter range, the relative positions of DeepSeek models and Qwen models are reversed. While Qwen models score higher according to generic LLM-judge, the DeepSeek

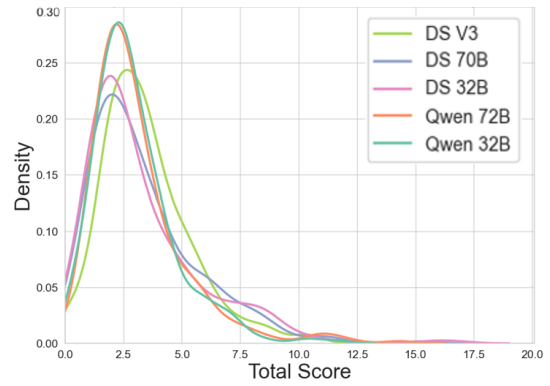


Figure 6: Probability Density Distributions of LLM Performance Scores. This KDE plot comparing score distributions (range: 0-0, x-axis) across five LLMs. The y-axis quantifies probability density, with colored curves representing individual model distributions. Overlapping density profiles indicate convergent performance characteristics among models.

models with explicit reasoning outperform in LETToT’s ranking.

We further compare with popular generic LLM Leaderboards like HuggingFace’s Open LLM Leaderboard (HuggingFace 2025). Note DS-V3 exceeds the Open LLM Leaderboard’s typical range (up to 140 billion parameters) and is not listed.

Looking at the remaining models and their comparable rankings, the same discrepancy persists. While by LETToT ranking, DS-70B and DS-32B with reasoning abilities clearly outperform Qwen-72B and Qwen-32B, on Open LLM leaderboard their positions are reversed, by a large margin, where Qwen-72B, Qwen-32B, DS-70B and DS-32B are ranked at 6th, 22nd, 1320th and 2100th respectively.

This discrepancy demonstrate LETToT’s ability to provide domain-specific assessment that differs from generic evaluation, while highlighting the importance of reasoning ability in fields requiring expertise knowledge.

#### Answer to RQ2:

The LETToT framework provides domain-specific insights into LLM performance for tourism QA, ranking DS-V3 highest, followed by DS-70B, DS-32B, Qwen-72B, and Qwen-32B. Reasoning-enhanced models (32B–72B) significantly outperform non-reasoning counterparts in accuracy and conciseness ( $p < 0.05$ ), a nuance less evident in supervised benchmarks like the HuggingFace Open LLM Leaderboard. LETToT’s label-free approach enhances scalability and captures tourism-specific requirements, offering a robust alternative for specialized evaluation.

### Threat to Validity

**Internal Validity:** Internal validity threats include experimental inconsistencies and subjective evaluation biases. Variations in responses across LLMs, such as DeepSeek and Qwen, could arise from differences in model architectures or API configurations. To mitigate this, we standardized API parameters and conducted five independent runs



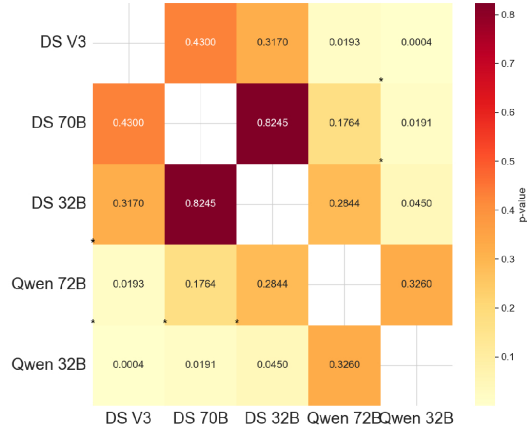


Figure 7: Pairwise T-Test P-Value Matrix for LLM Performance Comparisons. Heatmap visualization of p-values derived from pairwise t-tests between five evaluated LLMs. Axes represent models, forming a symmetric pairwise comparison matrix. Color intensity scales from light hues (low p-values, e.g., 0.0004, indicating significant differences) to dark red (high p-values, e.g., 0.450, denoting negligible statistical distinctions).

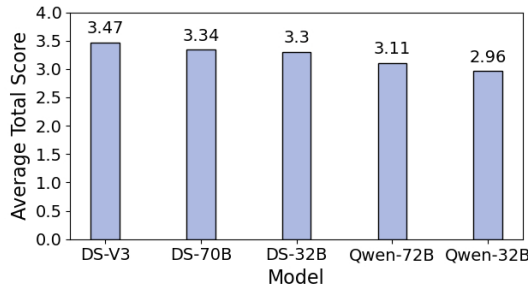


Figure 8: Comparative Capability Evaluation of LLMs. Bar plot quantifies average performance scores (0-4 scale) across five LLMs. Data labels and bar heights reflect ranking and exact scores, with taller bars indicating superior capability. Bars are sorted left-to-right in descending order of average scores.

per experiment, ensuring consistent testing conditions. Subjective evaluation biases were addressed using a dual scoring mechanism combining direct and AHP-weighted scoring, with blind scoring by three domain experts followed by consensus discussions to enhance objectivity.

**External Validity:** External validity threats stem from the dataset’s focus on Chinese urban itineraries and potential cultural gaps in the seven-dimensional metrics (Thematic Relevance, Context Appropriateness, logical coherence, creativity, accuracy, completeness, and practicality). To enhance generalizability, we aligned the dataset with UNESCO and United Nations World Tourism Organization (UNWTO) frameworks, ensuring it reflects globally relevant tourism concepts. Additionally, we validated the metrics with native experts from five diverse regions to confirm their applicability across different cultural contexts.

## Conclusion

Current evaluation LLMs in highly specialized domains like tourism remain constrained by reliance on annotated benchmarks and inadequate domain specificity, failing to assess critical competencies like cultural contextualization or itinerary planning, resulting in increasing discrepancies between domain expert opinions and general assessment.

To address this, we present **LETToT** (Label-Free Evaluation of LLMs on Tourism via Expert Tree-of-Thought), a domain-specific evaluation framework that eliminates manual annotation costs by leveraging structured reasoning hierarchies derived from tourism expertise.

The LETToT framework offers two key innovations in methodology.

**Domain-Aware Evaluation Design with Iterative Refinement:** Tourism queries are taxonomically classified (products/policies/general) and mapped to expert-validated quality dimensions (e.g., Thematic Relevance, Practicality). ToT hierarchies replaces labeled data, iteratively refined and validated by LLM-judge, enabling granular assessment of LLM outputs.

**Label-Free Quality Assessment:** ToT reasoning chains serve as automated evaluation oracles, rigorously scoring LLM responses via AHP-weighted multi-criteria analysis.

We validated LETToT’s effectiveness through a large-scale experiments involving five LLMs and 3,240 QAs. The results yields interesting insights on how LLMs perform in specialized domain: (1) Expert knowledge could enhance performance across the board (4.99-4.15%), while reasoning models show enhanced adaptivity to optimized prompts. (2) Although reasoning models could be less consistent in performance, they outperform non-reasoning models in aligning with domain expert expectation, which is often overlooked in generic evaluations.

Replacing costly annotations with expert-guided reasoning hierarchies, LETToT establishes a scalable, domain-oriented paradigm for evaluating tourism QA systems. The same framework can be extended to other fields that require deep domain expertise.

## References

- Barati, I.; Ghafouri, A.; and Minaei, B. 2025. Bactrainus: Optimizing Large Language Models for Multi-hop Complex Question Answering Tasks. *Proceedings of the 2025 Conference on Empirical Methods in Natural Language Processing*, 1234–1247.
- Contractor, D.; Shah, K.; Partap, A.; and Singla, P. 2019. Large scale question answering using tourism data. *arXiv preprint arXiv:1909.03527*.
- Gao, P.; Xie, A.; Mao, S.; Wu, W.; Xia, Y.; Mi, H.; and Wei, F. 2024. Meta Reasoning for Large Language Models (Version 1). *arXiv preprint*.
- HuggingFace. 2025. Open LLM Leaderboard. [https://huggingface.co/spaces/open-llm-leaderboard/open\\_llm\\_leaderboard](https://huggingface.co/spaces/open-llm-leaderboard/open_llm_leaderboard). Accessed: 2025-05-11.
- Hui, W.; and Tu, K. 2024. RoT: Enhancing Large Language Models with Reflection on Search Trees. *arXiv preprint*. Version 3.
- Kang, S.; Jodice, L. W.; and Norman, W. C. 2020. How do tourists search for tourism information via smartphone before and during their trip? *Tourism Recreation Research*, 45(1): 57–68.
- Kumar, P. 2024. Large language models (LLMs): Survey, technical frameworks, and future challenges. *Artificial Intelligence Review*, 57(10).
- Liang, C.; Feng, Z.; Liu, Z.; Jiang, W.; Xu, J.; Chen, Y.; and Wang, Y. 2024. Textualized Agent-Style Reasoning for Complex Tasks by Multiple Round LLM Generation. *arXiv preprint*. Version 1.
- Liang, P.; Bommasani, R.; Lee, T.; et al. 2022. Holistic evaluation of language models. *arXiv preprint arXiv:2211.09110*.
- Lyu, Y.; Li, Z.; Niu, S.; Xiong, F.; Tang, B.; Wang, W.; and Chen, E. 2024. CRUD-RAG: A Comprehensive Benchmark for Retrieval-Augmented Generation of Large Language Models. *ACM Transactions on Information Systems*, 42(3): 1–35.
- Maria, G. A. 2016. CLASSIFICATION OF VARIOUS FORMS OF TOURISM. *Annals of the University of Oradea, Economic Science Series*, 25(2).
- Martínez-González, J. A.; and Álvarez Albelo, C. D. 2021. Influence of site personalization and first impression on young consumers’ loyalty to tourism websites. *Sustainability*, 13(3): 1425.
- Mizumoto, A.; and Eguchi, M. 2023. Exploring the Potential of Using an AI Language Model for Automated Essay Scoring. *Research Methods in Applied Linguistics*, 2(2): 100050.
- Mo, S.; and Xin, M. 2023. Tree of Uncertain Thoughts Reasoning for Large Language Models (Version 1). *arXiv preprint*.
- Nautiyal, R.; Polus, R.; Tripathi, A.; and Shaheer, I. 2023. ”To use or not to use”-Mobile technology in nature-based tourism experience. *Journal of Outdoor Recreation and Tourism*, 43: 100667.
- Ren, R.; Yao, X.; and Cole, S. e. a. 2024. Are Large Language Models Ready for Travel Planning? *arXiv preprint*.
- Wan, G.; Wu, Y.; Wang, H.; et al. 2024. Derailer-rerailer: Adaptive verification for efficient and reliable language model reasoning. *arXiv preprint arXiv:2408.13940*.
- Wang, L.; Liao, L.; Yang, K.; and Tan, H. 2013. A Case Study of Question Answering in Automatic Tourism Service Packaging. *Cybernetics and Information Technologies*, 13: 143–152.
- Wang, Z.; Wu, J.; Lai, Y.; Zhang, C.; and Zhou, D. 2024. SEED: Accelerating Reasoning Tree Construction via Scheduled Speculative Decoding (Version 2). *arXiv preprint*.
- Wei, Q.; Yang, M.; Wang, J.; Mao, W.; Xu, J.; and Ning, H. 2024. TourLLM: Enhancing LLMs with Tourism Knowledge. *arXiv preprint*. Version 1.
- Xia, L.; Li, C.; Zhang, C.; et al. 2024. Leveraging error-assisted fine-tuning large language models for manufacturing excellence. *Robotics and Computer-Integrated Manufacturing*, 88: 102728.
- Xiang, Z.; and Pan, B. 2011. Travel queries on cities in the United States: Implications for search engine marketing for tourist destinations. *Tourism Management*, 32(1): 88–97.
- Xie, J.; Zhang, K.; Chen, J.; et al. 2024. TravelPlanner: A benchmark for real-world planning with language agents. In *Proceedings of the 41st International Conference on Machine Learning*.
- Xu, F.; Lin, Q.; and Han, J. e. a. 2025. Are Large Language Models Really Good Logical Reasoners? A Comprehensive Evaluation and Beyond. *IEEE Transactions on Knowledge and Data Engineering*.
- Yang, L.; Cao, H.; Hao, F.; Zhang, W.; and Ahmad, M. 2020. Research on Tourism Question Answering System Based on Xi’an Tourism Knowledge Graph. *Journal of Physics: Conference Series*, 1616(1): 012090.
- Yao, S.; Yu, D.; Zhao, J.; Shafran, I.; Griffiths, T. L.; Cao, Y.; and Narasimhan, K. 2023. Tree of Thoughts: Deliberate Problem Solving with Large Language Models (Version 2). *arXiv preprint*.
- Yue, M.; Yao, W.; Mi, H.; et al. 2024. DOTS: Learning to reason dynamically in LLMs via optimal reasoning trajectories search. *arXiv preprint arXiv:2410.03864*.
- Zhang, P.; Wang, J.; and Li, R. 2023. Tourism-type ontology framework for tourism-type classification, naming, and knowledge organization. *Heliyon*, 9(4).
- Zhao, R.; Zhao, F.; Wang, L.; et al. 2024. KG-CoT: Chain-of-thought prompting of large language models over knowledge graphs for knowledge-aware question answering. In *Proceedings of the Thirty-Third International Joint Conference on Artificial Intelligence*, 6642–6650.



## Appendix

This appendix provides supplementary tables and detailed descriptions not included in the main text. These include the **Definitions of Scoring Dimensions and Their Scale Interpretations** (Table 4), the **Tourism General ToT Elements Framework** (Table 5), and the **Tourism Characteristic ToT Elements Framework** (Table 6).

The **Direct Scoring** process employs a structured rubric within the LLM-Judge framework to quantitatively assess LLM performance across seven dimensions. These dimensions evaluate both domain-specific and general content generation criteria. Table 4 provides precise definitions for each dimension, accompanied by explanations and a 1–7 Likert scale for consistent performance measurement. The scale ranges from 1 (lowest performance) to 7 (highest performance), enabling composite scores that support quantitative comparisons between baseline and optimized LLM outputs.

The **Comprehensive Scoring Formula**, as introduced in the main text, evaluates content generated by LLMs by integrating multiple indicators. These indicators encompass base scores derived from general tourism elements and specialized scores reflecting theme-specific elements. The general tourism elements are detailed in Table 5, which outlines the **Tourism General ToT Elements Framework**. This framework categorizes elements into three tourism query types: **Planning**, **Consulting**, and **Guiding**, with each category comprising six distinct elements. These elements collectively address the core components of each query type, ensuring a robust evaluation structure.

Additionally, Table 6 presents the **Tourism Characteristic ToT Elements Framework**, which includes eleven tourism categories. Each category is defined by three specific elements, and every element is further subdivided into four detailed sub-elements (two in Part 1 and two in Part 2). This hierarchical organization facilitates a thorough analysis of theme-specific components, enhancing the granularity of the scoring process.

Dimension	Concept Explanation	Evaluation Scale Meaning	
		Lowest (1)	Highest (7)
<b>Thematic Relevance (Rel)</b>	Alignment degree between answer content and tourism core themes (scenic spots, culture, history, travel services).	Completely irrelevant. Off the point.	Fully adheres to theme, covers all elements.
<b>Context Appropriateness (Cxt)</b>	Match between answer and user’s specific scenario needs (family outings, business trips, cultural study tours).	Incompatible. Incorrect suggestions.	Fully adapted (e.g., cultural taboos, LNT principles).
<b>Logical Coherence (Log)</b>	Information organization clarity, natural transitions between steps/viewpoints, and no contradictions.	Fragmented content, lacks logic.	Clear structure, rigorous logic, distinct layers.
<b>Creativity (Cr)</b>	Novelty in tourism suggestions, avoiding template-based content.	Useless/impractical suggestions.	Unique, attractive & relevant suggestions.
<b>Accuracy (Acc)</b>	Objective correctness of information (opening hours, ticket prices, history) with authoritative verification.	Completely wrong/fictional.	Fully accurate with no errors.
<b>Completeness (Comp)</b>	Covers all key points in the user’s question, supplementing related info when needed (transportation, precautions).	No valid information.	Comprehensive coverage with expansions.
<b>Practicality (Prac)</b>	Operational content guiding user decisions/actions (reservation links, contacts, operation guides).	No practical value.	Highly executable, covers main requirements.

Table 4: Definitions of Scoring Dimensions and Their Scale Interpretations. This table outlines seven dimensions for assessing responses to tourism-related queries, with detailed explanations provided in the **Concept Explanation** column. The **Evaluation Scale Meaning** column, subdivided into **Lowest (1)** and **Highest (7)**, delineates the interpretive range of the 1–7 Likert scale, where 1 indicates the lowest performance level and 7 indicates the highest.

Category	Element
Planning	● Budget Management
	● Safety System
	● Transportation Network
	● User Profile Analysis
	● Technology Application
	● Sustainable Development Strategy
Consulting	● Information Update Timeliness
	● Risk Assessment
	● Dynamic Early Warning
	● Policy Compliance
	● Community Engagement Mechanism
	● Multilingual Support
Guiding	● Route Design
	● Accessibility Facilities
	● Emergency Support
	● Cultural/Ecological Interpretation
	● Interactive Experience
	● Service Response System

Table 5: Tourism General ToT Elements Framework. This table presents a Tourism ToT framework for general elements, organized into three categories: **Planning**, **Consulting**, and **Guiding**. Each **Category** includes six **Elements**.

Category	Element	Sub-Element (Part 1)	Sub-Element (Part 2)
Cultural Tourism	Cultural Heritage	Historical Event Correlation	Intangible Cultural Heritage Transmission
	Academic Support	Architectural Analysis	Multi-Faith Comparative Display
		Literature Reference System	Multilingual Interpretation Database
	Experience Design	Archaeological Findings Publication AR/VR Temporal Narrative Traditional Festival Revitalization	Interdisciplinary Research Cultural Consumption Product Innovation Flow Experience Optimization
Nature Tourism	Ecological Protection	Endangered Species Monitoring	Carbon Sink Enhancement Measures
	Educational System	Habitat Buffer Zone Design	Soil and Water Erosion Control
		Biodiversity Interpretation System	Nature Material Creation Workshop
	Community Collaboration	Ecological Restoration Participation Indigenous Employment Training Local Supply Chain Management	Modular Study Tour Curriculum Traditional Ecological Knowledge Application Disaster Co-Prevention Network
Hot Spring Tourism	Water Quality Management	Mineral Balance Analysis Report	Geological Origin Display
	Health Intervention	Real-Time Monitoring and Warning System	Temperature Stability Control
		TCM Constitution Identification Process	Stress Hormone Regulation Technology
	Environmental Design	Sleep Quality Improvement Therapy Privacy Level Standards Sound and Light Environment Adaptation	Multimodal Healing Design Cultural Landscape Integration Traditional Wellness Method Integration
Ice and Snow Tourism	Snowfield Engineering	International Certified Slope Planning	Snow Compaction Operational Standards
	Skill Training	Buffer Zone Safety Design Standards	Avalanche Warning and Response System
		Standardized Movement Teaching System	Turn Technique Decomposition Course
	Equipment Service	Speed Control Training Module Board Length Adaptation Algorithm Disinfection Process Visualization	Injury Prevention Education Maintenance Knowledge Base Rental Cost-Effectiveness Analysis Model
Island Tourism	Ecological Restoration	Coral Bleaching Warning Mechanism	Coral Adoption Survival Tracking
	Activity Safety	Gene Bank Diversity Protection	Marine Debris Management Initiative
		Snorkeling Window Prediction Model	Satellite Tracking Data Application
	Cultural Inheritance	Dynamic Electronic Fence Deployment Island Handicraft Heritage Genealogy Local Cuisine Certification System	Extreme Weather Response Plan Dialect Preservation and Recording Immersive Maritime History Exhibition
Religious Tourism	Taboo Management	Cross-Religious Conflict Warning System	Electronic Ticket Anti-Counterfeiting
	Artifact Preservation	Graded Access Permit Process	Holy Site Reservation Response Timeliness
		Ancient Architecture Restoration Standards	Ancient Manuscript Digital Archiving
	Virtual Experience	Microenvironment Control Technology Blockchain Merit Ledger System Metaverse Ritual Scene Restoration	Incense Fire Safety Monitoring System AR Architectural Structure Analysis Multilingual Scripture Intelligent Interpretation
Urban Tourism	Spatial Intelligence	Underground Navigation Path Optimization	Real-Time Crime Heatmap Monitoring
	Memory Inheritance	Digital Twin City Modeling	Microclimate Dynamic Adjustment
		Oral History Recording and Transcription	Industrial Heritage Revitalization
	Update Assessment	Streetscape Temporal Comparison System Gentrification Impact Control Strategy Authenticity Protection Metrics	Immigrant Culture Thematic Display Smart Facility Operation Standards Community Interest Negotiation Mechanism
Characteristic Town Tourism	Authenticity Preservation	Traditional Shop Revitalization Ratio	Building Age Detection Technology
	Military Heritage	Ancient Production Process Restoration	Dialect Usage Frequency Statistics
		Defensive Fortification Scene Restoration	Fortress Attack-Defense Simulation System
	Craft Revitalization	Cold Weapon Martial Arts Experience Intangible Heritage Genealogy Compilation Raw Material Gene Protection Plan	Wall Settlement Monitoring Frequency Metaverse Course Development Handicraft Consumption Scene Design
Family Study Tourism	Ability Adaptation	Zone of Proximal Development Design	Learning Style Identification Tool
	Cognitive Construction	Multiple Intelligences Matching Model	Special Needs Children Support Plan
		Interdisciplinary Teaching Module	Scientific Experiment Error Control Standards
	Scene Restoration	Metacognitive Training Frequency Historical Tool Reproduction Accuracy Scientific Phenomenon Simulation Experiment	Reflective Journal Evaluation System Multisensory Stimulation Parameter Design Safety Education Integration Plan
Wellness Tourism	Healing Environment	Forest Volatile Organic Compound Monitoring	Negative Ion Dynamic Regulation
	Health Management	Hot Spring Mineral Penetration Technology	Five-Sense Balance Adjustment Plan
		Personalized Therapy Phase Design	Biological Rhythm Synchronization Technology
	Risk Control	Precise Nutritional Meal Allocation Allergen Isolation Database Emergency Network Coverage	Chronic Disease Intervention Pathway Equipment Safety Certification Standards Emergency Plan Drill Frequency
	Intelligent Service	Flow Experience Matching Logic	Dynamic Scene Switching Algorithm
		User Profile Matching Recommendation	Accessibility Facility Coverage
	Environmental Control	Real-Time Demand Response Timeliness	Multilingual Support Level System
		Noise Zoning Management Standards Temperature-Humidity-Wind Precision Regulation	Queue Optimization Algorithm Logic Cultural IP Derivative Development Path

Table 6: Tourism Characteristic ToT Elements Framework (partial). This table presents a ToT framework, encompassing tourism categories (**Category**), each comprising specific elements (**Element**), with every element further subdivided into detailed sub-elements.