

Personalized Distractor Generation via MCTS-Guided Reasoning Reconstruction

Tao Wu¹, Jingyuan Chen¹, Wang Lin¹, Jian Zhan¹, Mengze Li², Kun Kuang¹, Fei Wu¹

¹ Zhejiang University, ² Hong Kong University of Science and Technology

Abstract

Distractors—incorrect but plausible answer choices in multiple-choice questions (MCQs)—play a critical role in educational assessment by diagnosing student misconceptions. Recent work has leveraged large language models (LLMs) to generate shared, group-level distractors by learning common error patterns across large student populations. However, such distractors often fail to capture the diverse reasoning errors of individual students, limiting their diagnostic effectiveness. To address this limitation, we introduce the task of personalized distractor generation, which aims to generate tailored distractors based on individual misconceptions inferred from each student’s past question-answering (QA) records, ensuring every student receives options that effectively exposes their specific reasoning errors. While promising, this task is challenging because each student typically has only a few QA records, which often lack the student’s underlying reasoning processes, making training-based group-level approaches infeasible. To overcome this, we propose a training-free two-stage framework. In the first stage, we construct a student-specific misconception prototype by applying Monte Carlo Tree Search (MCTS) to recover the student’s reasoning trajectories from past incorrect answers. In the second stage, this prototype guides the simulation of the student’s reasoning on new questions, enabling the generation of personalized distractors that align with the student’s recurring misconceptions. Experiments show that our approach achieves the best performance in generating plausible, personalized distractors for 140 students, and also effectively generalizes to group-level settings, highlighting its robustness and adaptability.

Introduction

Multiple-choice questions (MCQs) are widely used in educational assessment, especially in online learning environments where large-scale evaluation is essential (Biancini, Ferrato, and Limongelli 2024; Mucciaccia et al. 2025). A key component of MCQs is the design of *distractors*—incorrect but plausible answer choices intended to uncover student misconceptions by targeting specific errors (Alhazmi et al. 2024; Bitew et al. 2023).

Recent studies have explored automating distractor generation using large language models (LLMs), typically by learning common error patterns across large student populations (Çavuşoğlu, Şen, and Sert 2024; Byun and Choi 2025; Feng et al. 2024). These methods generate a **shared** set of

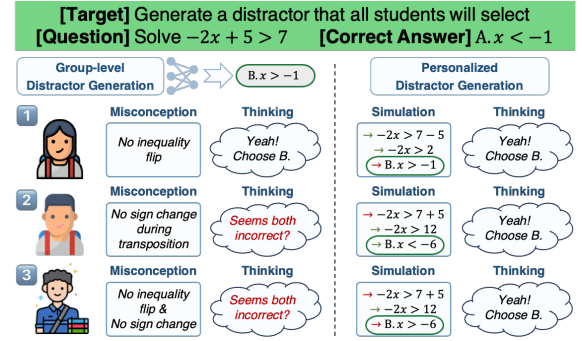


Figure 1: Group-level distractors often fail to reveal diverse student misconceptions, while personalized distractors better align with individual reasoning errors.

distractors per question that reflect broadly observed misconceptions (Scarlatos et al. 2024; Fernandez et al. 2024). However, such **group-level distractors** often fail to capture the diverse and student-specific nature of reasoning errors (Alhazmi et al. 2024; Lee, Kim, and Jo 2025). When a student’s misconception does not align with the predefined distractors, the question loses its diagnostic effectiveness (Liang et al. 2018). For example, as shown in Figure 1, a distractor targeting a specific misconception (e.g., failing to flip the inequality sign) fails to reveal the reasoning errors of student 2 and 3, whose misunderstandings stem from entirely different issues (e.g., incorrect transposition). Therefore, these students may find that none of the options matches their reasoning results and resort to guessing, leaving their misconceptions unexposed and thereby rendering the question diagnostically ineffective.

To address this limitation, we propose a new task: **Personalized Distractor Generation**¹. This task aims to generate tailored distractors that reflect each student’s specific misconceptions, which are identified by analyzing their past question-answering (QA) records naturally available on online learning platforms. Unlike shared, group-level distractors, these personalized alternatives precisely align with each student’s reasoning errors, enabling more accurate diagnosis across diverse learners, as illustrated in Figure 1.

Can we use existing distractor generation methods to

¹We provide detailed comparison between personalized and group-level distractor generation in Appendix 1.

tackle the personalized distractor generation task? Unfortunately, the answer is no. This is because existing methods typically rely on large-scale student QA records to learn group-level error patterns, making them ineffective at capturing the unique misconceptions of individual students with limited QA records (Wu et al. 2024). Additionally, MCQA records typically include only the final selected answers, without the intermediate reasoning steps, making it difficult to infer why students chose specific distractors and to analyze their underlying misconceptions (Reinhart et al. 2022). A natural solution is to leverage LLMs to reconstruct these missing reasoning processes, given their strong reasoning capabilities (Ahn et al. 2024). However, this remains challenging in practice, because LLMs are generally optimized to produce correct explanations, rather than simulate realistic student-like errors (Wu et al. 2025; Srivatsa, Maurya, and Kochmar 2025). Fine-tuning on error-rich data can help, but it also risks injecting incorrect knowledge and degrading the model’s overall reasoning performance (Sonkar et al. 2024).

To tackle these challenges, we propose a training-free two-stage framework for personalized distractor generation. In the first stage, we analyze each student’s past QA records to extract relevant knowledge concepts and reconstruct their reasoning trajectories using a Monte Carlo Tree Search (MCTS) approach. MCTS breaks down problem-solving into a sequence of steps, sampling plausible errors at each step to explore alternative reasoning paths that may lead to incorrect answers. The search is guided by a self-evaluation mechanism that favors trajectories resembling realistic student reasoning, resulting in a most plausible trajectory. This trajectory, along with the associated knowledge concepts, forms a personalized misconception prototype that captures the student’s reasoning errors. In the second stage, given a new question, we retrieve the relevant misconceptions and error patterns from the student’s prototype and provide them to the model to simulate how the student might reason through the question, ultimately generating a personalized distractor that reflects their misunderstanding.

To support our study, we curate two datasets—*Eedi_100* and *Discrete_40*—covering 140 students and over 7,000 QA records across math topics from elementary to undergraduate levels. These datasets provide temporally stable QA sequences, making them ideal for personalized distractor generation. Each record contains the question stem, the correct answer, and the student’s chosen distractor, enabling precise analysis of individual misconceptions. Experiment results show that our method consistently outperforms strong baselines in generating plausible, student-specific distractors. In addition, while designed for personalized settings, our framework also performs well in group-level settings by simulating multiple students and aggregating their predicted responses, highlighting the generalizability and robustness of our approach beyond its personalized design. Overall, our contributions are summarized as follows:

- We define the novel task of personalized distractor generation, which aims to produce student-specific distractors based on individual misconceptions to enhance pedagogically diagnostic effectiveness.
- We introduce a training-free two-stage framework that re-

constructs student reasoning via MCTS to analyze misconceptions and generate personalized distractors.

- Extensive experiments show that our method generates plausible distractors and outperforms strong baselines in both personalized and group-level settings.

Related Work

Distractor Generation

Recent work has leveraged large language models (LLMs) to automate plausible distractor generation for MCQs (Feng et al. 2024; Bitew et al. 2023), typically by learning common error patterns from large-scale student response data (Mucciaccia et al. 2025; Çavuşoğlu, Şen, and Sert 2024). For example, D-GEN (Byun and Choi 2025) models distractor distributions using MCQ datasets, Scarlatos et al. (2024) ranks candidates by plausibility, DiVERT (Fernandez et al. 2024) encodes group-level misconceptions, and LOOKA-LIKE (Parikh et al. 2025) uses direct preference optimization (Rafailov et al. 2023) to align with typical student errors. However, these methods produce shared, group-level distractors that fail to capture individual reasoning errors, limiting their diagnostic value (Alhazmi et al. 2024; Lee, Kim, and Jo 2025). To address this gap, we propose personalized distractor generation, which aims to generate student-specific distractors that reflect each learner’s individual misconceptions and reasoning patterns, thereby enabling more fine-grained and effective diagnostic assessment.

Cognitive Diagnosis

Cognitive diagnosis aims to assess students’ mastery of knowledge concepts and identify their misconceptions, providing interpretable insights for personalized learning (Wang et al. 2024a; Dong, Chen, and Wu 2025). Recent approaches often rely on deep neural networks that encode students’ cognitive states as latent parameters (Han et al. 2025; Sun et al. 2025), which, while effective for performance prediction, lack interpretability and make it difficult to pinpoint specific reasoning errors. Efforts like student simulation (Wu et al. 2025) or remediation (Wang et al. 2024b) attempt explicit modeling of cognitive states in natural language, but require detailed reasoning traces that are rarely available in multiple-choice question settings. To address this, we propose an MCTS-based approach that reconstructs reasoning trajectories directly from selected answers, enabling interpretable and student-specific misconception modeling for personalized distractor generation.

Dataset Curation

Personalized distractor generation relies on the premise that a student’s misconceptions remain relatively stable during a short period, enabling reliable analysis of the misconceptions and the generation of individualized distractors. This, in turn, requires datasets with two essential properties: (1) temporally stable cognitive states for each student, and (2) sequential MCQA records.

To meet these requirements, we curate two datasets from different sources, covering subjects of varying difficulty and students with different cognitive levels. The first is the Eedi

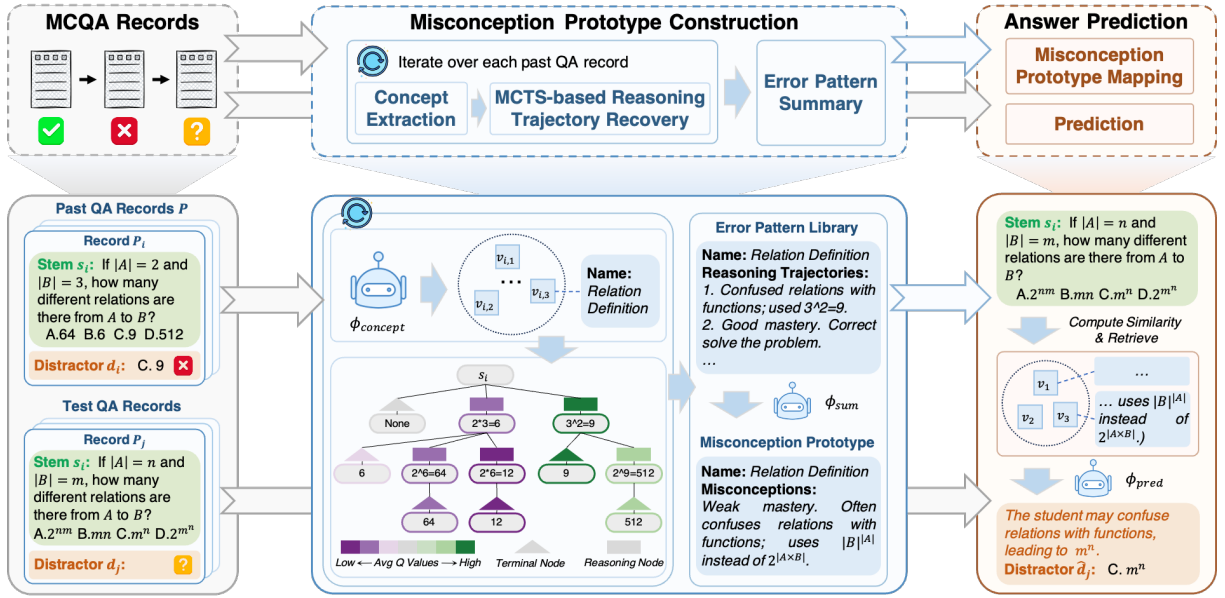


Figure 2: Overview of our two-stage personalized distractor generation framework. In the first stage, given a student’s multiple-choice question-answering (MCQA) records, we construct a personalized misconception prototype. This involves: (1) extracting relevant knowledge concepts for each record; (2) applying Monte Carlo Tree Search (MCTS) to reconstruct plausible reasoning trajectories that lead to the student’s selected distractors; and (3) summarizing these error trajectories and related concepts into a personalized misconception prototype. In the second stage, given a new question, we retrieve relevant misconceptions from the prototype and feeds them to the model to simulate a plausible reasoning and generate a personalized distractor.

dataset (Wang et al. 2020), which provides large-scale student MCQA records from elementary school students answering arithmetic question. Its rich interaction data and controlled question difficulty make it ideal for analyzing personalized misconceptions in elementary math. To increase diversity, we collect a second dataset from an online platform featuring discrete mathematics questions answered by undergraduate students. This dataset contains more complex and challenging questions, offering reasoning-heavy contexts for personalized distractor generation.

To ensure stable cognitive states, we retain only response sequences completed within a week for each student. We also manually filter out questions unsuitable for distractor generation, such as those with open-ended or ambiguous stems (e.g., “Which of the following is correct?”). Detailed filtering criteria and examples are provided in Appendix 2.2.

The final datasets, **Eedi_100** and **Discrete_40**, consist of 100 and 40 students, respectively. Each student is associated with an average of 57 past QA records and 10 test QA records. The test QA records consist only questions the student answered incorrectly and are used to evaluate personalized distractor generation methods. The ground-truth distractor is the actual incorrect option selected by the student, forming a reliable benchmark for this task. Dataset statistics and sample illustrations are provided in Appendix 2.1, and detailed ethics statements are provided in Appendix 2.3.

Method

Overview

Personalized distractor generation aims to generate student-specific incorrect answer options that accurately reflect individual misconceptions, rather than generic distractors shared

across large student populations. To tackle this task, we propose a two-stage framework that operates independently for each student. In the first stage, given a student’s M past QA records $P = \{P_i\}_{1 \leq i \leq M} = \{(s_i, a_i, d_i)\}_{1 \leq i \leq M}$, where s_i, a_i, d_i denote question stem, correct answer and selected distractor respectively, we analyze each selected distractor to reconstruct a plausible reasoning process and summarize the student’s recurring error reasoning patterns into a personalized misconception prototype. In the second stage, for each new question s_j ($M + 1 \leq j \leq M + N$, where N is the number of the student’s test QA records), we leverage this prototype to simulate the student’s most likely reasoning process and predict the result, yielding a tailored distractor aligned with the student’s specific misconceptions.

Misconception Prototype Construction

To generate meaningful personalized distractors, it is essential to first understand the student’s recurring misconceptions, which are often embedded in erroneous reasoning processes (Lau et al. 2011). Thus, we construct a personalized misconception prototype for the student. Specifically, for each past QA record, we extract the key knowledge concepts involved and apply Monte Carlo Tree Search (MCTS) (Zhang et al. 2024b,a; Chen et al. 2024) to reconstruct a plausible reasoning trajectory, which are then summarized into a personalized prototype that represents the student’s typical misconceptions. This process involves 3 key steps.

Step 1: Concept Extraction. Identifying the knowledge concepts involved in each question is essential for accurately locating where a student’s misunderstanding occurs. In multiple-choice settings, even a single incorrect answer may stem from confusion across multiple overlapping con-

cepts. Thus, to support precise and interpretable misconception analysis, we use the model $\phi_{concept}$ to automatically extract relevant concepts for each QA record P_i :

$$[v_{i,1}, v_{i,2}, \dots] = \phi_{concept}(P_i) \quad (1)$$

where $[v_{i,1}, v_{i,2}, \dots]$ denote the extracted concepts. This enables the framework to distinguish between errors rooted in different conceptual domains, allowing more accurate generation of student-specific distractors.

Step 2: MCTS-based Reasoning Trajectory Recovery. Student misconceptions are often reflected in their incorrect reasoning processes, making it crucial to reconstruct these processes from the chosen distractors for effective misconception analysis. Current LLMs possess strong reasoning abilities, offering a possible approach. However, directly prompting them in a single pass often fails to produce realistic error-prone reasoning, as they are typically optimized to generate correct answers (Wu et al. 2025). To address this, we propose an MCTS-based approach that decomposes the reasoning process into multiple steps. At each step, the model samples possible erroneous moves, and finally, the search identifies the most plausible reasoning trajectory leading to the student’s selected distractor, serving as the basis for capturing the underlying misconception. We next describe the MCTS node definition and its four phases: selection, expansion, simulation, and backpropagation, and provide pseudocode in Appendix 3.

Definition. In our framework, each tree node represents a single reasoning step and its intermediate result, which may reflect either correct or faulty logic—capturing diverse student error trajectories. However, not all reasoning errors stem from explicit mistakes. Students may follow correct steps but terminate reasoning prematurely to draw a conclusion. For example, as illustrated in Figure 2, a student tackling a relation-counting problem might correctly compute $2 \times 3 = 6$ but mistakenly treat it as the final answer, omitting the crucial step of calculating 2^6 .

To capture such behaviors, we define two types of nodes: *reasoning nodes* and *terminal nodes*. Each reasoning node corresponds to a single step and is always followed by a terminal node that reflects the option to stop at that point. Terminal nodes mark the end of a trajectory and are not further expanded. This design allows variable-length reasoning paths and captures a wide range of student error patterns.

Selection. The selection phase begins at the root node and recursively selects the best child until reaching one of the conditions: a terminal node, a node that is not fully expanded (defined in Expansion phase), or the maximum tree depth D .

Similar to the standard MCTS strategy widely adopted in board games, each node n_k maintains two statistics: V , the number of visits, and Q , the accumulated reward from simulations. At each selection, the Upper Confidence Bound for Trees (UCT) formula is used to identify the best child:

$$UCT(n_k) = \frac{n_k \cdot Q}{n_k \cdot V} + c \sqrt{\frac{\log(n \cdot V)}{n_k \cdot V}} \quad (2)$$

where n is the parent of n_k and c is a constant set to $\sqrt{2}$.

Expansion. The expansion phase extends the selected reasoning node by generating its child nodes. In our case, given that LLMs can theoretically generate an unlimited number of next steps (Chen et al. 2024), we cap each reasoning node to at most $B (\geq 2)$ children (excluding its terminal child) to ensure search efficiency. Among them, one child represents the correct next step assuming flawless reasoning, while the remaining $B - 1$ correspond to plausible but incorrect alternatives. To avoid duplicate error steps, all $B - 1$ children are generated jointly. This means all children of a node are generated at the first time of its expansion. Thus, a reasoning node is considered not fully expanded if any of its non-terminal children remains unvisited. In such cases, one unvisited child is randomly chosen for further simulation.

Simulation. The simulation phase completes a full reasoning trajectory starting from the selected child node. Given the current partial reasoning path, the model continues to generate subsequent steps until a final answer is reached, simulating how a student might reason from that point. The resulting answer is then passed to the backpropagation phase for trajectory evaluation.

Backpropagation. The backpropagation phase evaluates and propagates reward signals for two reasoning trajectories: (1) the full trajectory extended through simulation, and (2) the partial trajectory ending at the selected node without further simulation. Each trajectory is evaluated using two criteria. The first is *match score* r_1 :

$$r_1 = 1 \text{ if } d = d_i \text{ else } 0 \quad (3)$$

where d is the simulated final answer and d_i is the selected distractor. While essential, relying solely on this score is insufficient. This is because early in the search, it may not yet reach the actual distractor, yielding zero reward and limited exploration. Moreover, even when the answer matches, the reasoning may be implausible or contrived.

To address this, we introduce a *plausibility score* $r_2 \in [0, 1]$, obtained by prompting the model ϕ_{eval} to assess the trajectory’s coherence and realism. The final reward is a weighted sum: $r = r_1 + \alpha r_2$, where α controls the influence of plausibility. This reward is then propagated backward to update statistics of each node along the trajectory.

After running MCTS for L iterations, we select the most plausible trajectory t_i that leads to the student’s selected distractor. Coupled with the associated knowledge concepts, this trajectory captures both the logical path and the misconception behind the errors. We store them in the student’s personal error pattern library, which forms the foundation for constructing their misconception prototype.

Step 3: Error Pattern Summary. After applying MCTS-based reasoning recovery to a student’s past QA records, we obtain a set of knowledge concepts and their corresponding erroneous reasoning trajectories. For each concept v_k , we aggregate its associated trajectories $[t_{k,1}, t_{k,2}, \dots]$ and summarize them into a generalized misconception m_k using a summarization model ϕ_{sum} :

$$m_k = \phi_{sum}(v_k, [t_{k,1}, t_{k,2}, \dots]) \quad (4)$$

This misconception abstracts away from specific question contexts, allowing them to generalize to new prob-

Methods	LLaMA-3-70B			Deepseek-V3			Claude-4-Sonnet			GPT-3.5-turbo			GPT-4o		
	Acc	Plaus	Coh	Acc	Plaus	Coh	Acc	Plaus	Coh	Acc	Plaus	Coh	Acc	Plaus	Coh
<i>Eedi_100</i>															
Random	10.2	2.66	2.31	25.8	3.1	2.63	22.3	3.36	2.96	11.0	2.56	2.13	18.4	2.71	2.32
Similarity	12.7	2.8	2.43	24.2	3.15	2.71	22.8	3.44	3.09	12.2	2.62	2.22	22.9	2.95	2.55
Level	15.7	2.5	2.22	25.1	2.8	2.5	23.0	2.92	2.66	16.6	2.39	2.11	25.4	2.67	2.39
Level+Random	13.7	2.43	2.17	24.8	2.75	2.44	24.0	2.88	2.63	12.9	2.16	1.9	24.7	2.65	2.34
Level+Similarity	13.7	2.43	2.19	24.7	2.75	2.44	23.7	2.83	2.56	13.1	2.16	1.88	23.9	2.63	2.33
Mastery	14.0	2.68	2.21	25.5	3.19	2.7	23.5	3.34	2.82	15.5	2.74	2.28	25.4	3.06	2.61
IO	14.2	2.74	2.3	26.4	3.29	2.83	24.1	3.51	3.1	17.4	2.73	2.25	24.4	3.0	2.53
CoT	16.2	2.74	2.27	27.1	3.35	2.83	25.3	3.52	3.12	14.9	2.73	2.25	23.7	3.0	2.54
Ours	17.7	2.93	2.45	32.1	3.56	2.98	27.0	3.72	3.31	22.1	3.12	2.53	28.2	3.17	2.64
<i>Discrete_40</i>															
Random	9.0	2.17	1.78	13.5	2.54	2.07	13.5	2.91	2.48	15.5	2.45	2.04	14.3	2.49	2.08
Similarity	11.4	2.3	1.92	16.7	2.62	2.12	15.1	2.91	2.39	15.1	2.54	2.07	12.7	2.63	2.24
Level	14.7	2.34	1.93	11.0	2.49	2.08	14.7	2.75	2.38	13.9	2.36	1.9	15.5	2.48	2.09
Level+Random	15.1	2.35	1.96	15.5	2.58	2.18	14.7	2.67	2.25	15.5	2.36	1.98	15.1	2.51	2.16
Level+Similarity	13.1	2.3	1.88	10.6	2.44	1.99	18.4	2.79	2.34	13.9	2.29	1.89	13.9	2.44	2.11
Mastery	17.1	2.55	2.05	22.9	2.82	2.27	26.5	2.9	2.31	18.8	2.6	2.07	17.1	2.76	2.31
IO	18.4	2.54	2.11	22.0	2.95	2.33	26.5	3.04	2.47	18.0	2.6	2.1	16.3	2.69	2.26
CoT	16.7	2.59	2.15	21.2	2.96	2.38	27.8	2.99	2.42	18.0	2.64	2.16	18.0	2.72	2.26
Ours	28.6	2.82	2.33	34.7	3.24	2.69	40.4	3.32	2.76	28.6	2.97	2.38	31.0	3.05	2.52

Table 1: Performance comparison between our method and baselines. The best results are **bolded**.

lems involving the same concept. The resulting set of concept–misconception pairs forms the student’s misconception prototype—a personalized cognitive profile that guides the generation of targeted distractors for future questions.

Answer Prediction

This stage aims to simulate how the student might incorrectly reason through a new question based on the prior misconceptions, and generate the corresponding erroneous answer, serving a personalized distractor. Prior approaches often approximate the student’s misconceptions by retrieving the most similar question stems from past QA records. However, this text-level similarity can be misleading: questions with similar stems may test entirely different knowledge concepts, resulting in distractors that fail to reflect the student’s true weaknesses.

To overcome this, we leverage the student’s misconception prototype, which summarizes concept-level reasoning failures extracted from their past errors. Given a new question s_j from the student’s test QA records, we first identify its relevant knowledge concepts, then retrieve from the prototype the corresponding misconceptions $[m_{j,1}, m_{j,2}, \dots]$. These misconceptions, being abstracted and generalized, can be transferred onto this new question. We input the new question s_j , its correct answer a_j , and the retrieved misconceptions into the model ϕ_{pred} to simulate the student’s faulty reasoning and generate an incorrect answer:

$$\hat{d}_j = \phi_{pred}(s_j, a_j, [m_{j,1}, m_{j,2}, \dots]) \quad (5)$$

The output \hat{d}_j serves as a personalized distractor, grounded in the student’s historical reasoning patterns. By tailoring distractors to individual misconceptions, this method enhances both their plausibility and diagnostic effectiveness.

Parameter	M (avg)	N (avg)	D	B	c	L (Eedi_100)	L (Discrete_40)	α
Value	57	10	5	3	$\sqrt{2}$	10	20	0.2

Table 2: Key parameter settings of our method.

Experiments

Experiment Setup

We list key parameter settings of our framework in Table 2. Here, M and N denote the average number of past and test QA records per student, respectively. The number of MCTS iterations L is set based on subject complexity, with reasoning-intensive datasets using larger L values. We provide a detailed analysis of this choice in Section , and report ablation studies on other parameters in Appendix 4.

To ensure model-agnostic evaluation, we use the same underlying LLM for all components of our framework (e.g., $\phi_{concept}$, ϕ_{sum} , etc.). We experiment with five representative models covering different architectures and scales: two open-source models (LLaMA-3-70B (Dubey et al. 2024) and DeepSeek-V3 (Liu et al. 2024)) and three close-source ones (Claude-4-Sonnet (Anthropic 2024), GPT-3.5 (Ouyang et al. 2022), and GPT-4o (Achiam et al. 2023)).

Baselines. We compare our method with six heuristic baselines that do not model student reasoning trajectories and two reasoning-aware baselines that attempt to reconstruct student thinking. Heuristic baselines include: 1) *Random*: randomly selects a past QA record as reference; 2) *Similarity*: retrieves the most similar record based on stem embeddings; 3) *Level* (Benedetto et al. 2024): estimates the student’s cognitive level from past QA accuracy; 4) *Level+Random*: combines Level-based estimation with random reference selection; 5) *Level+Similarity*: combines Level-based estimation with similarity-based retrieval; 6) *Mastery* (Wu et al. 2025): models the student’s conceptual mastery but ignores misconceptions. Reasoning-aware baselines include: 7) *IO* (Yao et al. 2023): directly simulates pos-

Methods	LLaMA-3-70B			Deepseek-V3			Claude-4-Sonnet			GPT-3.5-turbo			GPT-4o		
	Acc	Plaus	Coh	Acc	Plaus	Coh	Acc	Plaus	Coh	Acc	Plaus	Coh	Acc	Plaus	Coh
<i>Eedi_100</i>															
Full Method	17.7	2.93	2.45	32.1	3.56	2.98	27.0	3.72	3.31	22.1	3.12	2.53	28.2	3.17	2.64
w/o $\phi_{concept}$	14.3	2.86	2.34	30.9	3.53	2.96	22.9	3.58	3.06	14.4	2.89	2.36	22.8	3.04	2.51
w/o Terminal Node	17.4	2.9	2.44	28.1	3.51	2.89	26.1	3.68	3.22	17.4	3.06	2.45	25.8	3.1	2.57
w/o ϕ_{eval}	16.6	2.89	2.4	27.9	3.49	2.86	26.3	3.67	3.27	16.8	3.02	2.49	25.7	3.11	2.59
w/o ϕ_{sum}	17.3	2.91	2.39	28.9	3.49	2.87	26.5	3.66	3.17	20.6	3.1	2.48	27.1	3.14	2.6
<i>Discrete_40</i>															
Full Method	28.6	2.82	2.33	34.7	3.24	2.69	40.4	3.32	2.76	28.6	2.97	2.38	31.0	3.05	2.52
w/o $\phi_{concept}$	19.6	2.69	2.23	22.4	3.06	2.43	26.5	3.15	2.51	19.6	2.79	2.23	20.4	2.96	2.35
w/o Terminal Node	25.7	2.71	2.31	30.2	3.14	2.54	38.8	3.18	2.6	26.5	2.81	2.35	28.2	2.97	2.47
w/o ϕ_{eval}	22.4	2.71	2.23	31.0	3.16	2.56	31.8	3.09	2.58	24.5	2.88	2.28	24.1	2.9	2.38
w/o ϕ_{sum}	26.1	2.72	2.3	30.2	3.18	2.6	36.7	3.25	2.64	27.8	2.92	2.38	29.8	3.01	2.49

Table 3: Ablation results on Eedi_100 and Discrete_40 dataset across five LLMs.

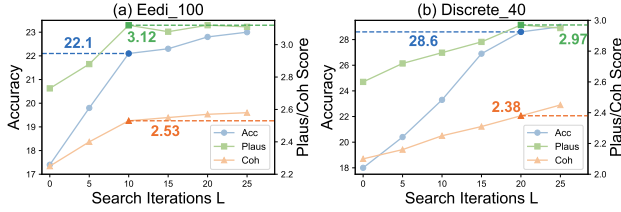


Figure 3: Results of different search iterations.

sible student error trajectories; 8) *CoT* (Wei et al. 2022): uses a chain-of-thought prompting strategy to emulate reasoning. **Metrics.** We evaluate performance using three metrics. The first is Accuracy (*Acc*), which measures whether the generated distractor matches the student’s selected one.² The others are LLM-based metrics assessing the quality of generated reasoning trajectories: Plausibility (*Plaus*), which reflects how realistic the reasoning appears as a student response, and Coherence (*Coh*), which evaluates the internal logical consistency and fluency of the reasoning. Both *Plaus* and *Coh* are rated on a 1–5 scale (higher is better) using the advanced o3-mini model as the evaluator.

Please refer to Appendix 4 for more details and results.

Performance Comparison

As shown in Table 1, our method consistently outperforms all baselines across both datasets and model backbones, achieving evident improvements in all three metrics. These results highlight the effectiveness of our approach in generating plausible personalized distractors that align with realistic student misconceptions. Moreover, stronger LLMs (e.g., Claude-4-Sonnet) yield better performance, suggesting that more capable models provide richer search spaces and more coherent reasoning candidates during MCTS.

Beyond performance improvements, the results also reveal two innovative findings:

1) **Explicit reasoning trajectory recovery is essential.** Baselines that simulate reasoning trajectories (e.g., IO, CoT) outperform heuristic methods in most cases, underscoring the importance of modeling how students arrive at incorrect answers—especially in MCQ settings where the selected choice alone offers limited diagnostic information.

²We use *math-verify* (Hugging Face 2025) to compare generated distractors with the student selected ones.

Methods	Elementary Math		Discrete Math	
	Eedi_100	MMLU	Discrete_40	CEval
D-GEN (Byun and Choi 2025)	20.48	18.28	28.57	28.89
O&A (Scarlatos et al. 2024)	26.63	22.22	20	18.89
DiVERT (Fernandez et al. 2024)	31.66	25.09	20.71	20
LLaMA-3-70B	22.16	30.29	28.57	36.67
Deepseek-V3	31.1	34.95	36.43	40
Claude-4-Sonnet	28.31	32.44	34.29	45.56
GPT-3.5-turbo	24.39	27.96	30.71	44.44
GPT-4o	27.37	30.29	29.29	45.56

Table 4: Performance comparison on group-level distractor generation across four datasets.

2) **MCTS excels in reasoning-intensive scenarios.** The advantage of our method is especially prominent on Discrete_40, where questions demand more complex reasoning. While single-pass methods struggle to recover realistic trajectories, MCTS’s iterative exploration enables more accurate reconstruction of plausible misconceptions.

In-Depth Analysis

Effectiveness of each component. We perform ablation studies to evaluate the contribution of each core component in our two-stage framework. 1) Replacing the concept extractor $\phi_{concept}$ with simple stem-level similarity causes a substantial drop in performance. This is likely due to the limitation of surface-level retrieval in math problems, where similar wording often masks different underlying concepts. This confirms *the necessity of concept-level reasoning for accurate misconception analysis*. 2) Removing terminal nodes disables the modeling of truncated reasoning paths—common in real student errors where reasoning halts prematurely. The drop in performance demonstrates their value in capturing diverse student reasoning errors. This validates *the importance of explicitly modeling early termination*. 3) Eliminating the plausibility signal ϕ_{eval} from the reward function leaves only sparse answer-matching supervision, especially ineffective during early search stages. This underscores *the role of plausibility in shaping effective search guidance*. 4) Feeding raw reasoning trajectories into the prediction model leads to degraded performance, likely due to information overload and redundancy from key misconceptions. This shows *the benefit of distilling error patterns via trajectory summarization*.

Impact of MCTS search iterations. We study the effect of varying MCTS search iterations L , as shown in Figure 3.

Group	Error Rate (Discrete_40)	Error Rate (CEval)	Abstain Rate	PD Rate
Control	0.21	0.13	0.12	-
Treatment	0.21	0.25	0.04	0.35

Table 5: Performance comparison between control and treatment groups, where original CEval distractors for the control group and personalized distractors for the treatment group.

To ensure the feasibility and cost-efficiency of this analysis, we perform this study using GPT-3.5-turbo as the underlying model. On the Eedi_100 dataset, all three evaluation metrics improve up to $L=10$, beyond which performance plateaus or slightly declines, indicating that shallow search is sufficient for simple problems and deeper exploration may introduce noise. In contrast, on the more challenging Discrete_40 dataset, performance continues to improve steadily up to $L=20$, demonstrating the need for deeper trajectory exploration in reasoning-intensive tasks. These trends support our default choice of L values for different datasets.

Generalization to group-level distractor generation. We further test the generalizability of our framework in group-level distractor generation. We compare against three established baselines—D-GEN(Byun and Choi 2025), O&A(Scarlatos et al. 2024), and DiVERT(Fernandez et al. 2024)—with the latter two trained on the Eedi dataset. These methods produce a fixed set of three distractors per question.

In contrast, we apply our personalized framework to generate individual distractors for each student on questions aligned with their ability level (e.g., Eedi_100 students answer only elementary-level questions). We then aggregate all generated distractors and select the top three most frequent ones per question to form the group-level set.

In addition to questions in Eedi_100 and Discrete_40, we include two held-out datasets: Elementary Math from MMLU (Hendrycks et al. 2020) and Discrete Math from CEval (Huang et al. 2023). We evaluate using Recall, measuring how well generated distractors cover the actual ones.

Results in Table 4 show that while baselines perform well on in-domain data, they degrade notably on out-of-domain datasets. Our method, by contrast, maintains strong performance across all datasets, highlighting its robustness and ability to generalize. This demonstrates that personalization not only benefits individual assessment but also offers a new direction for group-level distractor generation.


User Study and Case Analysis

To empirically evaluate the effectiveness of personalized distractors, we conduct a real-world user study with 10 students sampled from the Discrete_40 dataset, who are required to answer questions selected from the CEval Discrete Math subset³. These students are divided into two groups with comparable error rates on Discrete_40: a control group, which receives the original CEval questions with default distractors, and a treatment group, which receives modified versions where each question includes one personalized dis-


³The user study is reviewed and approved by the institutional ethics board. All participants provide informed consent prior to participation. No personally information is collected or used.

Past QA Record in Discrete_40

Stem: Let G be a connected planar graph with v vertices, e edges and f faces. If $v = 6, e = 8$, then $f = ()$. A. 4, B. 12, C. 0, D. 16



Choice: B. 12




Choice: B. 12

Test Question in Ceval Discrete Math

Stem: Let G be a connected planar graph with v vertices, e edges and f faces. If $v = 7, e = 12$, then $f = ()$.

Control Group

Official Distractors:
A. 6, B. 7, C. 8, D. 9,
E. None of the above




Choice: E

Treatment Group

Misconception: Incorrectly recalled Euler's formula as $f = v + e - 2 = 17$

Personalized Distractors: A. 7, B. 17, C. 3, D. 21, E. None of the above



Choice: B

Figure 4: The control group student uses group-level distractors that failed to capture the misconception, while the treatment group student selects the personalized distractor that accurately reflected the student's misconception.

tractor (generated specifically for that student by Claude-4-Sonnet) and two frequent distractors (selected from the most common predicted distractors across students).

To better assess whether distractors truly reflect students' misconceptions, we add a fifth choice to each question: "None of the above". Selecting this option means none of the distractors reflect the student's actual misconceptions, indicating insufficient diagnostic effectiveness.

We evaluate the performance using three metrics: 1) *Error Rate*: the proportion of responses selecting a distractor (excluding the correct answer and "None of the above"); 2) *Abstain Rate*: the proportion of responses selecting "None of the above"; 3) *PD Rate*: among all incorrect responses, the proportion that selects the personalized distractor. Results in Table 5 show that the treatment group exhibits a higher error rate, lower abstain rate, and substantial PD rate, suggesting that personalized distractors more effectively align with students' misconceptions and improve diagnostic effectiveness.

Figure 4 presents a representative case for this effect. Two students had previously misunderstood Euler's formula and selected the same incorrect answer. When presented with a similar question, the control group student selects "None of the above", as none of the default distractors matches the misconception. In contrast, the treatment group student chooses the personalized distractor, which accurately reflects his prior misunderstanding, demonstrating the advantage of personalization in targeting specific cognitive errors.

Conclusion

We propose the task of personalized distractor generation to better diagnose individual student misconceptions. To tackle the challenges of sparse QA data and missing reasoning traces, we introduce a training-free framework that reconstructs student reasoning via MCTS and generates tailored distractors. Experiments show that our approach produces more accurate and diagnostic distractors, offering a promising direction for personalized assessment. Moreover, our framework generalizes effectively to group-level settings, highlighting its flexibility and broad applicability in educational scenarios.

References

- Achiam, J.; Adler, S.; Agarwal, S.; Ahmad, L.; Akkaya, I.; Aleman, F. L.; Almeida, D.; Alteschmidt, J.; Altman, S.; Anadkat, S.; et al. 2023. Gpt-4 technical report. *arXiv preprint arXiv:2303.08774*.
- Ahn, J.; Verma, R.; Lou, R.; Liu, D.; Zhang, R.; and Yin, W. 2024. Large Language Models for Mathematical Reasoning: Progresses and Challenges. In *The 18th Conference of the European Chapter of the Association for Computational Linguistics*, 225.
- Alhazmi, E.; Sheng, Q.; Zhang, W. E.; Zaib, M.; and Alhazmi, A. 2024. Distractor Generation in Multiple-Choice Tasks: A Survey of Methods, Datasets, and Evaluation. In *Proceedings of the 2024 Conference on Empirical Methods in Natural Language Processing*, 14437–14458.
- Anthropic. 2024. The Claude 3 Model Family: Opus, Sonnet, Haiku.
- Benedetto, L.; Aradelli, G.; Donvito, A.; Lucchetti, A.; Capelli, A.; and Buttery, P. 2024. Using LLMs to simulate students’ responses to exam questions. In *Findings of the Association for Computational Linguistics: EMNLP 2024*, 11351–11368.
- Biancini, G.; Ferrato, A.; and Limongelli, C. 2024. Multiple-choice question generation using large language models: Methodology and educator insights. In *Adjunct Proceedings of the 32nd ACM Conference on User Modeling, Adaptation and Personalization*, 584–590.
- Bitew, S. K.; Deleu, J.; Develder, C.; and Demeester, T. 2023. Distractor generation for multiple-choice questions with predictive prompting and large language models. In *Joint European Conference on Machine Learning and Knowledge Discovery in Databases*, 48–63. Springer.
- Byun, G.; and Choi, J. D. 2025. D-GEN: Automatic Distractor Generation and Evaluation for Reliable Assessment of Generative Model. *arXiv preprint arXiv:2504.13439*.
- Çavuşoğlu, D.; Şen, S.; and Sert, U. 2024. DisGeM: Distractor Generation for Multiple Choice Questions with Span Masking. In *Findings of the Association for Computational Linguistics: EMNLP 2024*, 9714–9732.
- Chen, G.; Liao, M.; Li, C.; and Fan, K. 2024. Alphamath almost zero: process supervision without process. *Advances in Neural Information Processing Systems*, 37: 27689–27724.
- Dong, Z.; Chen, J.; and Wu, F. 2025. Knowledge is power: Harnessing large language models for enhanced cognitive diagnosis. In *Proceedings of the AAAI Conference on Artificial Intelligence*, volume 39, 164–172.
- Dubey, A.; Jauhri, A.; Pandey, A.; Kadian, A.; Al-Dahle, A.; Letman, A.; Mathur, A.; Schelten, A.; Yang, A.; Fan, A.; et al. 2024. The llama 3 herd of models. *arXiv e-prints*, arXiv:2407.
- Feng, W.; Lee, J.; McNichols, H.; Scarlatos, A.; Smith, D.; Woodhead, S.; Ornelas, N.; and Lan, A. 2024. Exploring Automated Distractor Generation for Math Multiple-choice Questions via Large Language Models. In *Findings of the Association for Computational Linguistics: NAACL 2024*, 3067–3082.
- Fernandez, N.; Scarlatos, A.; Feng, W.; Woodhead, S.; and Lan, A. 2024. DiVERT: Distractor Generation with Variational Errors Represented as Text for Math Multiple-choice Questions. In *Proceedings of the 2024 Conference on Empirical Methods in Natural Language Processing*, 9063–9081.
- Han, Z.; Su, Y.; Mo, Q.; and Nie, X. 2025. Neural Network Student Cognitive Diagnosis Model Based on Multi-Relational Graph. In *Proceedings of the 2025 2nd International Conference on Generative Artificial Intelligence and Information Security*, 515–521.
- Hendrycks, D.; Burns, C.; Basart, S.; Zou, A.; Mazeika, M.; Song, D.; and Steinhardt, J. 2020. Measuring massive multitask language understanding. *arXiv preprint arXiv:2009.03300*.
- Huang, Y.; Bai, Y.; Zhu, Z.; Zhang, J.; Zhang, J.; Su, T.; Liu, J.; Lv, C.; Zhang, Y.; Fu, Y.; et al. 2023. C-eval: A multi-level multi-discipline chinese evaluation suite for foundation models. *Advances in Neural Information Processing Systems*, 36: 62991–63010.
- Hugging Face. 2025. Math-Verify: A robust mathematical expression evaluation system. <https://github.com/huggingface/Math-Verify>. Accessed: 2025-05-15.
- Lau, P. N. K.; Lau, S. H.; Hong, K. S.; and Usop, H. 2011. Guessing, partial knowledge, and misconceptions in multiple-choice tests. *Journal of Educational Technology & Society*, 14(4): 99–110.
- Lee, Y.; Kim, S.; and Jo, Y. 2025. Generating plausible distractors for multiple-choice questions via student choice prediction. *arXiv preprint arXiv:2501.13125*.
- Liang, C.; Yang, X.; Dave, N.; Wham, D.; Pursel, B.; and Giles, C. L. 2018. Distractor generation for multiple choice questions using learning to rank. In *Proceedings of the thirteenth workshop on innovative use of NLP for building educational applications*, 284–290.
- Liu, A.; Feng, B.; Xue, B.; Wang, B.; Wu, B.; Lu, C.; Zhao, C.; Deng, C.; Zhang, C.; Ruan, C.; et al. 2024. Deepseek-v3 technical report. *arXiv preprint arXiv:2412.19437*.
- Mucciaccia, S. S.; Paixão, T. M.; Mutz, F. W.; Badue, C. S.; de Souza, A. F.; and Oliveira-Santos, T. 2025. Automatic multiple-choice question generation and evaluation systems based on LLM: A study case with university resolutions. In *Proceedings of the 31st International Conference on Computational Linguistics*, 2246–2260.
- Ouyang, L.; Wu, J.; Jiang, X.; Almeida, D.; Wainwright, C.; Mishkin, P.; Zhang, C.; Agarwal, S.; Slama, K.; Ray, A.; et al. 2022. Training language models to follow instructions with human feedback. *Advances in neural information processing systems*, 35: 27730–27744.
- Parikh, N.; Fernandez, N.; Scarlatos, A.; Woodhead, S.; and Lan, A. 2025. LookAlike: Consistent Distractor Generation in Math MCQs. *arXiv preprint arXiv:2505.01903*.
- Rafailov, R.; Sharma, A.; Mitchell, E.; Manning, C. D.; Ermon, S.; and Finn, C. 2023. Direct preference optimization: Your language model is secretly a reward model. *Advances in neural information processing systems*, 36: 53728–53741.

- Reinhart, A.; Evans, C.; Luby, A.; Orellana, J.; Meyer, M.; Wiecezorek, J.; Elliott, P.; Burckhardt, P.; and Nugent, R. 2022. Think-aloud interviews: A tool for exploring student statistical reasoning. *Journal of Statistics and Data Science Education*, 30(2): 100–113.
- Scarlato, A.; Feng, W.; Smith, D.; Woodhead, S.; and Lan, A. 2024. Improving Automated Distractor Generation for Math Multiple-choice Questions with Overgenerate-and-rank. In *The 19th Workshop on Innovative Use of NLP for Building Educational Applications*, 222.
- Sonkar, S.; Chen, X.; Liu, N.; Baraniuk, R. G.; and Sachan, M. 2024. Llm-based cognitive models of students with misconceptions. *arXiv preprint arXiv:2410.12294*.
- Srivatsa, K.; Maurya, K. K.; and Kochmar, E. 2025. Can LLMs Reliably Simulate Real Students’ Abilities in Mathematics and Reading Comprehension? *arXiv preprint arXiv:2507.08232*.
- Sun, X.; Liu, Q.; Zhang, K.; Shen, S.; Wang, F.; Zhuang, Y.; Zhang, Z.; Gong, W.; Wang, S.; Yang, L.; et al. 2025. HCD: A Hierarchy Constraint-Aware Neural Cognitive Diagnosis Framework. *Neural Networks*, 107668.
- Wang, F.; Gao, W.; Liu, Q.; Li, J.; Zhao, G.; Zhang, Z.; Huang, Z.; Zhu, M.; Wang, S.; Tong, W.; et al. 2024a. A survey of models for cognitive diagnosis: New developments and future directions. *arXiv preprint arXiv:2407.05458*.
- Wang, R.; Zhang, Q.; Robinson, C.; Loeb, S.; and Demszky, D. 2024b. Bridging the Novice-Expert Gap via Models of Decision-Making: A Case Study on Remediating Math Mistakes. In *Proceedings of the 2024 Conference of the North American Chapter of the Association for Computational Linguistics: Human Language Technologies (Volume 1: Long Papers)*, 2174–2199.
- Wang, Z.; Lamb, A.; Saveliev, E.; Cameron, P.; Zaykov, Y.; Hernández-Lobato, J. M.; Turner, R. E.; Baraniuk, R. G.; Barton, C.; Jones, S. P.; Woodhead, S.; and Zhang, C. 2020. Diagnostic questions: The neurips 2020 education challenge. *arXiv preprint arXiv:2007.12061*.
- Wei, J.; Wang, X.; Schuurmans, D.; Bosma, M.; Xia, F.; Chi, E.; Le, Q. V.; Zhou, D.; et al. 2022. Chain-of-thought prompting elicits reasoning in large language models. *Advances in neural information processing systems*, 35: 24824–24837.
- Wu, S.; Cao, Y.; Cui, J.; Li, R.; Qian, H.; Jiang, B.; and Zhang, W. 2024. A comprehensive exploration of personalized learning in smart education: From student modeling to personalized recommendations. *arXiv preprint arXiv:2402.01666*.
- Wu, T.; Chen, J.; Lin, W.; Li, M.; Zhu, Y.; Li, A.; Kuang, K.; and Wu, F. 2025. Embracing Imperfection: Simulating Students with Diverse Cognitive Levels Using LLM-based Agents. *arXiv preprint arXiv:2505.19997*.
- Yao, S.; Yu, D.; Zhao, J.; Shafran, I.; Griffiths, T.; Cao, Y.; and Narasimhan, K. 2023. Tree of thoughts: Deliberate problem solving with large language models. *Advances in neural information processing systems*, 36: 11809–11822.
- Zhang, D.; Huang, X.; Zhou, D.; Li, Y.; and Ouyang, W. 2024a. Accessing gpt-4 level mathematical olympiad solutions via monte carlo tree self-refine with llama-3 8b. *arXiv preprint arXiv:2406.07394*.
- Zhang, D.; Zhou, S.; Hu, Z.; Yue, Y.; Dong, Y.; and Tang, J. 2024b. Rest-mcts*: Llm self-training via process reward guided tree search. *Advances in Neural Information Processing Systems*, 37: 64735–64772.