

Can Large Models Fool the Eye? A New Turing Test for Biological Animation

Zijian Chen^{1,2}, Lirong Deng³, Zhengyu Chen¹, Kaiwei Zhang², Qi Jia², Yuan Tian²,
Yucheng Zhu¹, Guangtao Zhai^{1,2,*}

¹Shanghai Jiao Tong University, Shanghai 200240, China

²Shanghai AI Laboratory, Shanghai 200232, China

³Macao Polytechnic University, Macao 999078, China

*Corresponding author

Abstract

Evaluating the abilities of large models and manifesting their gaps are challenging. Current benchmarks adopt either ground-truth-based score-form evaluation on static datasets or indistinct textual chatbot-style human preferences collection, which may not provide users with immediate, intuitive, and perceptible feedback on performance differences. In this paper, we introduce BioMotion Arena, a novel framework for evaluating large language models (LLMs) and multimodal large language models (MLLMs) via visual animation. Our methodology draws inspiration from the inherent visual perception of motion patterns characteristic of living organisms that utilizes point-light source imaging to amplify the performance discrepancies between models. Specifically, we employ a pairwise comparison evaluation and collect more than 45k votes for 53 mainstream LLMs and MLLMs on 90 biological motion variants. Data analyses show that the crowd-sourced human votes are in good agreement with those of expert raters, demonstrating the superiority of our BioMotion Arena in offering discriminative feedback. We also find that over 90% of evaluated models, including the cutting-edge open-source InternVL3 and proprietary Claude-4 series, fail to produce fundamental humanoid point-light groups, much less smooth and biologically plausible motions. This enables BioMotion Arena to serve as a challenging benchmark for performance visualization and a flexible evaluation framework without restrictions on ground-truth.

Project —

<https://zijianchen98.github.io/BioMotion-Arena/>

Introduction

Large language models (LLMs) and multimodal large language models (MLLMs) have shown groundbreaking performance across various applications, including routine visual question answering (Bai et al. 2025; Zhu et al. 2025), native audio outputs (Mallick and Kilpatrick 2025), code (Guo et al. 2024), mathematics (Gulati et al. 2024), and multidisciplinary tasks (Yue et al. 2024; Chen et al. 2025a), necessitating enhanced evaluation approaches to keep up with their rapid advancements. Currently, most benchmarks often fail to convey subtle performance differences and align with user preferences in real-world scenarios.

Preprint.

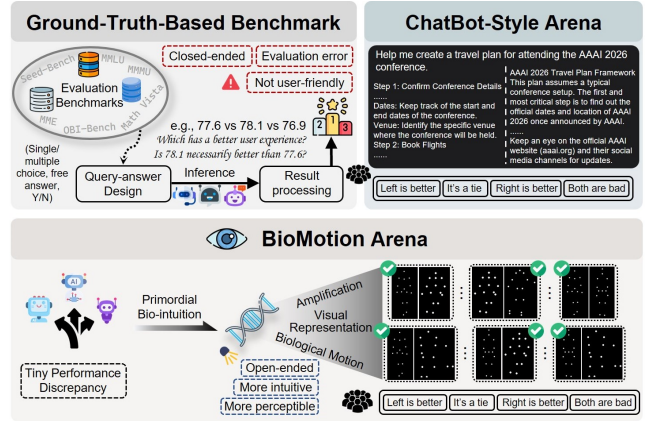


Figure 1: Comparison of existing large model benchmarks and our **BioMotion Arena**. We categorize around the evaluation presentation formats: whether the evaluation relies on ground truth-guided numerical comparison or text-oriented human performances. BioMotion Arena is the first to incorporate the perception of fundamental biological motion into visual preference-based human evaluation.

The mainstream benchmarks can be classified into two categories: the ground-truth-based closed-ended benchmark and the human preference-oriented open-ended benchmark, as shown in Fig. 1. The former relies on meticulous dataset construction and task design but is susceptible to data contamination and incurs high maintenance costs. The latter, especially those text response-based human preference evaluations, such as Chatbot Arena (Chiang et al. 2024), ArenaHard (Li et al. 2024c), and GameArena (Hu et al. 2025), may be affected by subjective bias (e.g., age, gender, and educational background) given the noisy nature of human preferences (Lehmann and Seufert 2020). Moreover, the closeness of scores and output formats can hardly convey performance disparities across models to users intuitively. Consequently, it is imperative to build an open, intuitive, unbiased evaluation framework that can well present the performance.

To this end, we propose BioMotion Arena, a visual benchmarking approach for large models that features easily perceptible and ground-truth-free comparisons in a lightweight

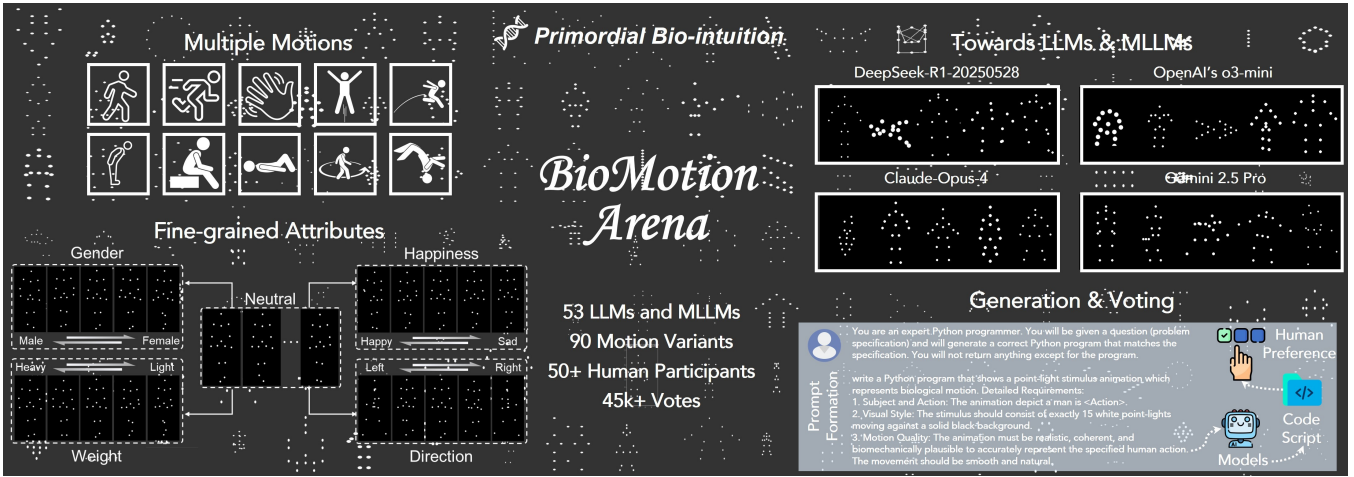


Figure 2: Overview of BioMotion Arena. It is an open platform for evaluating large models based on visual content-guided human preferences, featuring multiple motion and attribute types for biologically animating. The lower left part visualizes some *golden* reference point-light walkers across different human gait patterns. 15 markers are located at the major joints of the body (shoulders, elbows, wrists, hips, knees, ankles), the sternum, the center of the pelvis, and the center of the head.

setting. BioMotion Arena draws inspiration from a stunning example of the resourcefulness of human vision, namely the remarkable capacity to perceive ‘biological motion’, which has a far higher degree of complexity than the patterns of simple mechanical motions and was first shown in earlier cinematic works (Neri, Morrone, and Burr 1998). A point-light display, illuminating only the major joints of a walking person, is sufficient to generate a vivid and coherent percept of human animation. This perception, however, disintegrates into a jumble of meaningless dots when the walker remains stationary. It is worth noting that such a phenomenon happens in young infants (Fox and McDaniel 1982) and can be interpreted easily without any knowledge foundation.

Armed with this, we first focus on ten typical human motions and introduce fine-grained control over gender, weight, mood, and direction. Concretely, in BioMotion Arena, a user can prompt to generate a human animation that satisfies the above combination of action requirements and get visual answers from two anonymous large models. Afterwards, the user is instructed to vote for the model that delivers the preferred animation. Such a lightweight setup enables efficient collection of diverse prompts on varying motions and simplifies the process of comparing different models using visual preference data, providing an intuitive presentation to evaluate a large model’s grasp of the underlying mechanisms of biological motion.

We have conducted extensive experiments with 53 LLMs and MLLMs, where over 50 human annotators participated, with more than 45k votes collected. Based on this, we construct a leaderboard by translating pairwise comparisons into ranking through Elo score (Elo 1967), identifying the state-of-the-art models, such as DeepSeek-R1-20250528, Gemini 2.5 Pro, and OpenAI’s o3, in animating biological motions. The winning fraction heatmaps reveal that the reasoning or thinking mode in some newly released models can improve

the realism of generated motions. We also performed several case studies for qualitative analysis, demonstrating that existing models are still far from generating vivid, smooth, and realistic biological motions. We are committed to making BioMotion Arena an open-access online evaluation platform and releasing the preference data periodically.

Our contributions can be summarized as follows:

- We propose the first biological motion-based visual preference evaluation framework for large models.
- We conduct an in-depth analysis of the collected data, including the generated animation, win-rates across model categories, inter-motion correlations, and vote quality.
- We will continuously release human preference data with valid pairwise votes collected from BioMotion Arena.

Related Work

LLM and MLLM Benchmarks. We briefly review the current LLM and MLLM benchmarks following the taxonomy presented in Fig. 1. Prevailing benchmarks for LLMs and MLLMs, spanning diverse evaluation dimensions such as visual perception (Li et al. 2024a; Liu et al. 2024b), text comprehension (Wang et al. 2024), multidisciplinary knowledge (Yue et al. 2024; Chen et al. 2025a; Zhang et al. 2025b), reasoning (Valmeekam et al. 2023; Gulati et al. 2024), and safety (Li et al. 2024b), are predominantly static and closed-ended, making them highly susceptible to data contamination. More importantly, most of them rely on multiple-choice and binary question-answer format designs, which are vulnerable to model hallucinations and output biases (Chen et al. 2025c). Later, live benchmarks with data bootstrapping strategies (Zhang et al. 2025a; Yang et al. 2025b) or dynamically updated questions (White et al. 2025; Jain et al. 2025) have been proposed to address such problems. However, these studies are evaluated based on quantitative

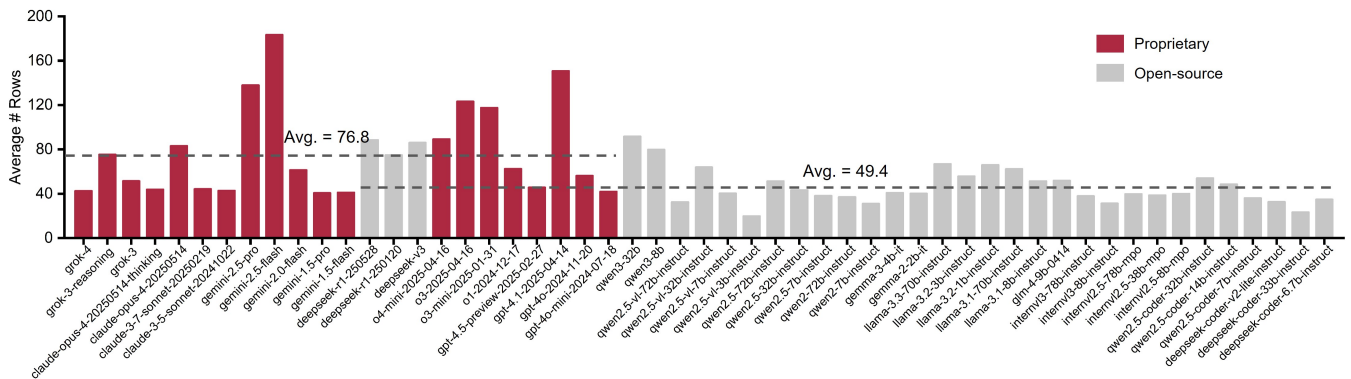


Figure 3: Statistics of the average lines of code for biological motion representation generated by different models.

scores that are not only challenging to convey discrepancies but also poor indicators of real-world user experience. The recent trend involves utilizing live human interaction for benchmarking the performance of large models, with notable instances including Chatbot Arena (Chiang et al. 2024), Arena-Hard (Li et al. 2024c), GameArena (Hu et al. 2025), and WV-Arena (Lu et al. 2024). A significant limitation is that the resulting subjective preferences from these platforms are primarily text-centric, lacking the consideration of task-oriented scenarios and other modalities (e.g., image or video). In this paper, we propose to leverage the foundational capability of biological visual perception to achieve a more intuitive differentiation of model performance.

Human Preference Dataset. To bridge the gap between model outputs and user expectations, generative AI development increasingly relies on human preference annotations, which guide the training process, steering models towards desired behaviors, and have become integral to advancements in image synthesis (Kirstain et al. 2023; Wu et al. 2023), web search optimization (Nakano et al. 2021), and enforcing safety constraints (Bai et al. 2022; Ji et al. 2023). In the field of language model development, several human preference datasets, such as OpenAssistant (Köpf et al. 2023), LMSYS-Chat-1M (Zheng et al. 2024), and AMP (Zhang et al. 2024), have been proposed to facilitate MLLMs’ evolution towards learning superior responses while avoiding inferior ones. However, most of these works focus solely on conversations and lack human preference data for other modalities, hindering their direct application in ranking other output formats.

The BioMotion Arena

Overview

BioMotion Arena aims to evaluate the understanding of biological motion patterns of large models and is constructed in response to two problems. First, the current benchmarks predominantly present model performance using single numerical scores, failing to effectively convey the nuanced ability differences between models to users and developers. Second, the existing subjective preference datasets, particularly those collected from chatbot-style systems, primarily rely

on votes on textual content. Such a scheme is highly susceptible to biases stemming from annotators’ diverse backgrounds (e.g., age, education, and cognitive level), thereby increasing inter-group variance and introducing noise into the preference data.

Specifically, we gain inspiration from the fundamental biological perception mechanism that human vision has the ability to see ‘biological motion’. For example, illumination of only the joints of a walking person is enough to convey a vivid, compelling impression of human animation, which is sufficient to discriminate the sex and other details of the walker, and can be easily interpreted by young infants (Neri, Morrone, and Burr 1998). Previous studies (Johansson 1973; Thornton et al. 2006) have demonstrated that the human visual apparatus is very sensitive to small deviations from such standard patterns, as we can immediately see whether a person is walking, running, dancing, or moving forward.

In this paper, we simulate different biological motions by generating point-light stimuli with code prompts, in which each dot represents specific joints of a human performing an action. Grounded in fundamental biological perception, the subjective feedback of the resulting human gait animations represents the performance of the model evaluated, offering a more intuitive mode of judgment than the textual format. Fig. 2 provides an overview of BioMotion Arena.

Biological Motion Generation

Motion and Posture Space. Following the definition of point-light stimuli that the body posture is encoded in the location of the point-lights (Theusner, de Lussanet, and Lappe 2014), we mainly focus on ten typical human actions with pronounced limb movements, including walking, running, waving a hand, jumping up, jumping forward, bowing, lying down, sitting down, turning around, and forward rolling. Moreover, since biological motion contains information about several different emotions, intentions, personality traits, and biological attributes of the agent (Troje 2002, 2008), which can be retrieved by a person at a glance, we further incorporate finer-grained dimensions, including gender, weight, happiness, and direction. This poses stricter scenarios for large models to understand and generate.

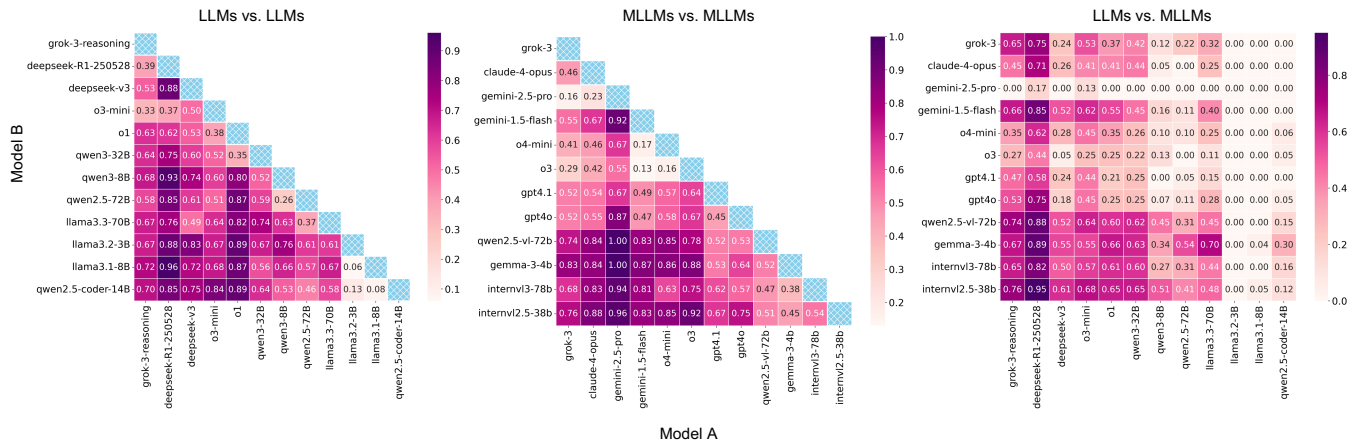


Figure 4: Win-rate (Model A beats Model B) between a subset of models in BioMotion Arena.

To obtain the *golden* reference motion animation, we utilize the joint kinematics function formulated in (Troje et al. 2002), which is fitted based on the real walking data from 50 male and 50 female walkers. Their posture visualization as a point-light walker is shown in Fig. 2 (lower-left part). We can observe that the sexual dimorphism in human body proportions is evident, with males demonstrating significantly greater biacromial breadth and a wider gait stance compared to females. In terms of body weight, people with a higher weight tend to exhibit greater distances between corresponding points on the upper and lower limbs, which is particularly pronounced in the waist region. Besides, people with a happier mood tend to exhibit a greater amplitude in their arm swing during locomotion, whereas individuals experiencing sadness display a pronounced slumping or dropping of the shoulders. Beyond action categories, we also treat the number of point-lights as a variable, given its critical impact on the perceived coherence of the biological motion (Peng et al. 2021). See more visualizations in the Appendix.

Prompt Design. The BioMotion Arena is fundamentally a code generation scenario that follows the standard setup for generating code from natural language (Jain et al. 2025). Specifically, the template begins with a system prompt of the role assigned to the model, followed by the inclusion of point-by-point detailed requirement texts with interleaved reference images. Then the model is tasked with generating an appropriate solution for visually vivid biological motions. For LLMs and MLLMs, we adopt the text-only and image-text prompting, respectively. One frame from the golden reference motion of forward walking is used as the input image. The lower right part of Fig. 2 provides an example scenario for evaluating LLMs.

Benchmark Candidates. Our BioMotion Arena currently includes 53 large models (both LLMs and MLLMs) in total, with a mix of cutting-edge proprietary models, open-source models, and code-specific models. In particular, for proprietary models, we include OpenAI models such as o4-mini, GPT-4.5-Preview, and GPT-4o (OpenAI 2024, 2025a,b), Google models such as Gemini-2.5-Pro and Gemini-2.0-

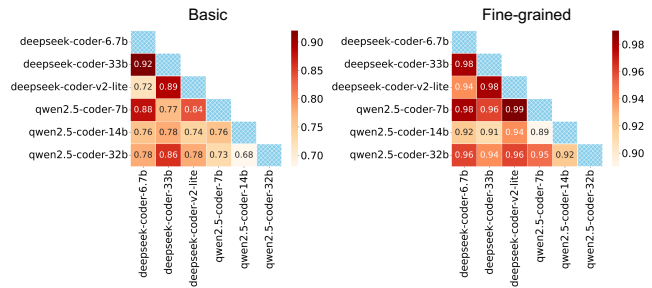


Figure 5: The rate of 'Both-are-bad' within the code-specific comparisons.

Flash (Mallick and Kilpatrick 2025; Pichai, Hassabis, and Kavukcuoglu 2024), Anthropic models such as Claude-Opus-4 and Claude-3-7-Sonnet (Anthropic 2025a,b), and xAI models such as Grok-4 and Grok-3 (xAI 2025). For open-source models, we comprise models including Qwen3 (Yang et al. 2025a), Qwen2.5-VL (Bai et al. 2025), Gemma3 (Team et al. 2025), Llama3.x (Grattafiori et al. 2024), and Internv13 (Zhu et al. 2025) series. Additionally, we select two code-specific LLM series, i.e., Qwen2.5-Coder (Hui et al. 2024) and Deepseek-Coder (Guo et al. 2024), for evaluation. The `max_new_tokens` is set to 32768 for all models to avoid performance degradation caused by insufficient responses. Fig. 3 plots the average lines of code for biological motion representation generated by different models. Furthermore, apart from the proprietary LMMs that are deployed via API, all other models are performed using a maximum of 8 Nvidia A800 80GB GPUs. See the Appendix for a full list of models and citations.

Human Preference Data Collection

User Interface. BioMotion Arena aims to collect dynamic visual content-based feedback from users for model evaluation. Different from the common quality assessment for AI-generated content (Chen et al. 2024a, 2025b) that employs unified grading criteria or continuous scales, we adopt a pair-

wise comparison mechanism, where users are instructed to compare the output animation and vote for the better one. A screenshot of the interface is shown in the Appendix. To avoid subjective bias towards the models themselves, in each round, we only provide the target type of the generated action while concealing the specific model from which it originated. Two code scripts are randomly sampled and executed sequentially, and then users compare the generated biological motions side-by-side and vote for the preferred one. We also add two neutral buttons, i.e., “it’s a tie” and “both are bad”, for ambiguous pairs and failed scenarios. In the future, we plan to make this platform online to better collect human votes longitudinally.

Participants. We recruited 53 participants from universities and society through hybrid online-offline channels to collect sufficient human votes. All of them have normal or corrected eyesight with no color blindness. Before annotations, we obtained a signed and informed agreement from each person to address the ethical concerns for the usage of subjective preference data.

Translating Pairwise Comparisons into Ranking. To construct a dynamic, predictive, and sustainably updated leaderboard based on BioMotion Arena, we use the Elo score (Elo 1967). Its mathematical foundation rests on two key formulas. First, the expected score (E_A) of model A against model B is calculated based on their current ratings, R_A and R_B , using a logistic function:

$$E_A = \frac{1}{1 + 10^{(R_B - R_A)/400}}. \quad (1)$$

The expected score for model B can be calculated by $E_B = 1 - E_A$. After a round of comparison, the ratings are updated based on the actual outcome (S_A) compared to the expected score (E_A):

$$R'_A = R_A + K \cdot (S_A - E_A), \quad (2)$$

where K is a constant that determines the magnitude of the score adjustment. As a result, a win battle over a lower-rated opponent yields fewer points for the higher-rated model than what is lost in a defeat. In this work, all models are initialized with a rating of 1500, and K is set to 32.

Data Analysis

Main Results

Pairwise Comparison. In Fig. 4, we visualize the heatmap of win fractions of twelve representative LLMs and MLLMs out of the 53 models supported in the BioMotion Arena. For battles between LLMs, deepseek-R1-0528 consistently outperforms the others (except for OpenAI’s o3-mini) by a large margin, winning 62% of its battles against the second-best model, OpenAI’s o1. Among the other open-source LLMs, DeepSeek-V3 and Qwen3-32B relatively lead, though there still remains a significant gap between them and the proprietary models. For battles between MLLMs, where reference images are provided during motion generation, Gemini 2.5 Pro establishes a commanding lead over the entire field of competitors. Notably, it obtained a perfect win rate in its matchups against both Qwen2.5-VL-72B and Gemma-3-4B.

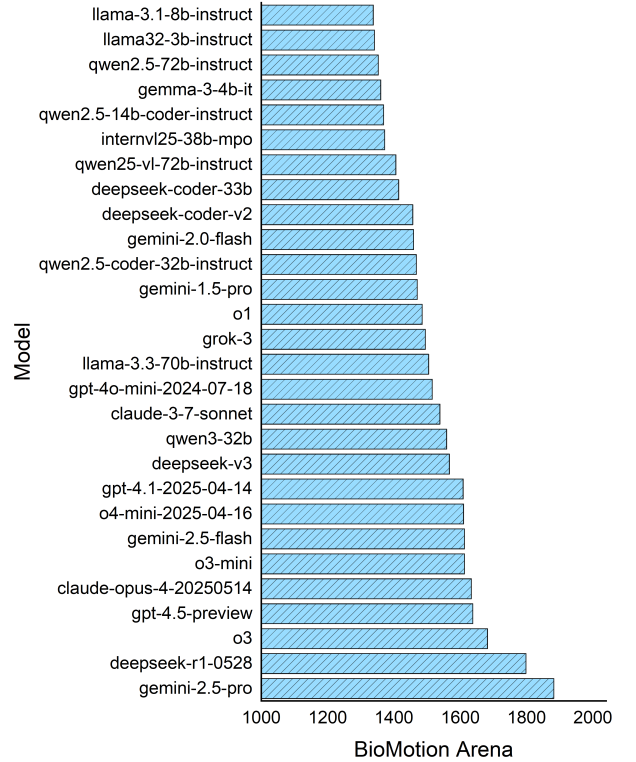


Figure 6: Elo scores of a subset of models in the BioMotion Arena, showing a significant gap between open-source and proprietary models.

Claude 4 Opus and o3 follow closely behind Gemini 2.5 Pro, winning 23% and 45% of their respective battles, while other models demonstrate lower winning rates. We also conducted cross-modality comparisons between LLMs and MLLMs, as shown in the right part of Fig. 4. It can be seen that deepseek-R1-0528 exceeds most MLLMs while achieving only a 17% and 44% win rate of its matches against Gemini 2.5 Pro and o3, respectively. In general, LLMs exhibit slightly inferior performance compared to MLLMs, primarily due to their lack of visual grounding. Nonetheless, their counterparts equipped with reasoning capabilities, such as grok-3-reasoning, o3-mini, and o1, continue to demonstrate impressive performance, showing their intrinsic understanding of the biological movement patterns.

Poor Understanding of Biological Motions. As shown in Fig. 5, the average occurrence rate of ‘Both-are-bad’ in basic motions and fine-grained variants is up to 79.3% and 94.8% in the code-specific comparisons, respectively, indicating the severe inferiority of the existing code-specific LLMs in understanding the patterns of biological motions. In Fig. 6, we provide the leaderboard of BioMotion Arena for 28 models in terms of the Elo score. It can be observed that the BioMotion Arena effectively reveals a significant performance gap between proprietary and most open models. Besides, models featuring multi-step reasoning capabilities perform better than traditional LLMs, demonstrating the potential of such a strategy in enhancing the understanding ability of models.

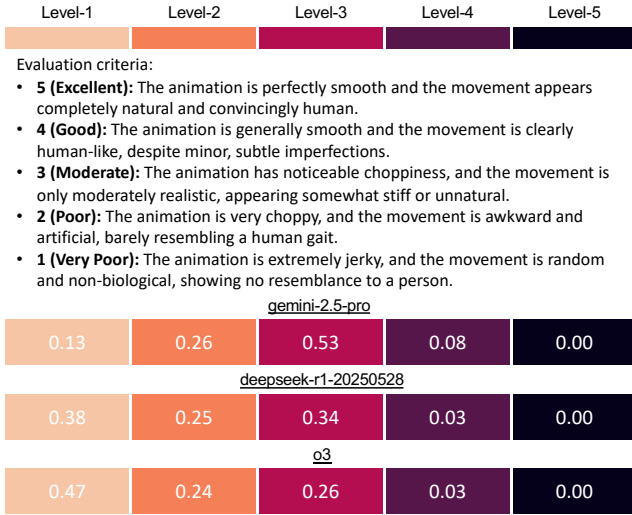


Figure 7: The absolute rating distribution of the *top-3* models in BioMotion Arena.

Similar conclusion can also be drawn from the length of the generated code, as shown in Fig. 3.

In addition to comparing the relative performance, we further conduct subjective experiments to investigate the absolute rating distribution. As shown in Fig. 7, we elaborate on a five-point Likert rating scale, and 10 subjects were invited to participate. We can see that even the *top-3* models receive scores of only three or less, suggesting a significant gap remains in generating highly realistic biological motion, while also validating the challenging nature of our BioMotion Arena.

Can BioMotion Arena Distinguish Models? We also study whether biological motion prompts in the BioMotion Arena can differentiate models. Designing challenging prompts has become increasingly difficult due to the rapid advancements of large models with potential data contamination. A case in point is that models with large parameters, such as Qwen2.5-72B and Llama3.3-70B-Instruct, are capable of solving most scenarios in daily life as good as GPT-4o, but not in domains such as math or coding. However, this phenomenon could, in turn, be upended by a later model like Qwen3, highlighting the importance of achieving consistent results in a standardized task. Here, we sample the battles between Claude 3.7 Sonnet versus o4-mini-20250416 and GPT-4o-20241120 by segmenting them into ten actions and compiling statistics on their respective win rates and collapse rates, as summarized in Tab. 1. We notice that Claude 3.7 Sonnet and its opponents exhibit significantly lower collapse rates in actions with low-amplitude movements, such as walking, waving a hand, and lying down, while failing more when encountering a greater range of motions. Similarly, o4-mini achieves a higher win-rate in actions with slight movements ($\approx 95\%$), which drops to about 30% in vigorous motions. In general, these results demonstrate the effectiveness of BioMotion Arena in distinguishing models’ strengths.

Effects of Point-Light Quantity. In Fig. 8, we visualize the

Table 1: Claude 3.7 Sonnet’s win-rate against o4-mini-2025-04-16 and GPT-4o-2024-11-20 on different motions. The values in parentheses denote the proportion of ‘Both-are-bad’.

Motion	o4-mini	GPT-4o-2024-1120
Walking	0.9% (0.2%)	25.4% (24.9%)
Running	48.7% (12.3%)	62.6% (25.3%)
Waving a hand	24.6% (0.2%)	50.7% (12.5%)
Jumping up	12.5% (52.4%)	37.5% (36.9%)
Jumping forward	0.3% (12.6%)	25.3% (25.7%)
Bowing	12.3% (11.8%)	62.7% (25.1%)
Lying down	0.3% (0.7%)	12.5% (25.0%)
Sitting down	25.2% (36.2%)	25.8% (51.3%)
Turning around	25.4% (35.7%)	0.6% (50.5%)
Forward rolling	25.4% (48.3%)	0.8% (50.9%)

Table 2: Pairwise agreement rate between crowd-user, experts, and MLLM judge (GPT-4o) on pairwise comparisons. The top and bottom are OpenAI’s o3 versus Qwen3-32B and Gemini 2.0 Flash, respectively.

Qwen3-32B	Expert 1	Expert 2	GPT-4o
Crowd	84.3%	86.2%	82.7%
Expert 1	–	94.9%	85.8%
Expert 2	–	–	82.3%
Gemini 2.0 Flash	Expert 1	Expert 2	GPT-4o
Crowd	88.7%	87.2%	86.7%
Expert 1	–	96.2%	86.3%
Expert 2	–	–	87.1%

walking motion of a man generated from the *top-3* models in BioMotion Arena using different numbers of points. It can be observed that none of them can perfectly render rational biological motion across a varying number of points. Among them, Gemini 2.5 Pro produces a relatively well-formed humanoid limb across various point configurations (except for the 8-point case, where the head was missing), while exhibiting the highest degree of motion smoothness. DeepSeek-R1 and o3 both produce varying degrees of joint misalignment and unnatural point clustering, resulting in irrational motion postures. Moreover, the results show that motion generation tasks involving either too many or too few point-lights pose a greater challenge to the models, suggesting the feasibility of such methods for more rigorous model evaluation.

Validating Vote Quality

To evaluate the quality of crowdsourced votes, we randomly sampled 150 battles between OpenAI’s o3 and Qwen3-32B, as well as o3 and Gemini 2.0 Flash, for scrutiny. We invited two experts with research backgrounds in LLMs and asked them to annotate their preferences in each round of comparison. We adopted the same rating strategy as in crowdsourcing, where experts were given the target motions and votes blindly. For reference, we also employed GPT-4o as a third-party judge. The agreement rates between crowd-users, ex-




Figure 8: Sample frames from an eight-point walker, a ten-point walker, an intact point-light walker, and a thirty-point walker. The intact point-light stimulus consists of 15 dots attached to the joints of a moving human figure.

Table 3: O3’s win-rate across crowd-user, experts, and GPT-4o judge on pairwise battles against Qwen3-32B and Gemini 2.0 Flash. ‘E’ is the abbreviation for expert.

Competitor	Crowd	E1	E2	GPT-4o
Qwen3-32B	61.8%	63.2%	64.7%	61.3%
Gemini 2.0 Flash	66.9%	68.8%	68.4%	65.5%

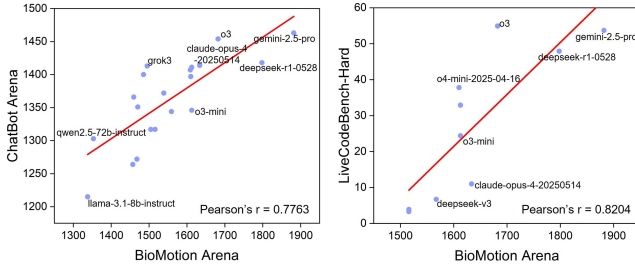


Figure 9: The performance of models on different benchmarks, along with a best-fit line.

perts, and the GPT-4o judge are shown in Tab. 2. The corresponding win-rates are presented in Tab. 3.

To summarize, we observe high agreement rates (84.3% to 88.7%) between BioMotion Arena public participants and experts in both battles. Surprisingly, the agreement rates between two experts are extremely high and close (94.9% and 96.2%). As for the rest 5% disagreements, we speculate that this was caused by either the generation of exceedingly poor point-light motion by both models or errors in the execution of the generated script. Moreover, we find that GPT-4o has a uniformly high degree of consistency with crowd-users and experts, indicating the effectiveness of BioMotion Arena in conveying performance differences. The win-rates listed in

Tab. 3 further demonstrate the quality of the preference data in BioMotion Arena.

Comparison to Other Benchmarks.

In Fig. 9, we compare BioMotion Arena against two widely used LLM benchmarks, ChatBot Arena (Chiang et al. 2024) and LiveCodeBench-Hard (Jain et al. 2025), along with best-fit lines. We also compute the Pearson’s correlation coefficient of model scores across the benchmarks, where BioMotion Arena owns a 0.7763 and 0.8204 correlation with ChatBot Arena and LiveCodeBench-Hard, respectively. Based on the plots and correlations, we notice that although the overall performance trend of the two benchmarks aligns with that of the BioMotion Arena, some models have starkly contrasting performance. Specifically, claude-opus-4-20250514 performs substantially better on ChatBot Arena and relatively worse on LiveCodeBench-Hard compared to BioMotion Arena. In contrast, o3 achieves the top-1 performance in LiveCodeBench-Hard while exhibiting a little inferiority in BioMotion Arena. We hypothesize that this discrepancy can be attributed to their differing evaluation mechanisms, i.e., LiveCodeBench is ground-truth-based, whereas the ChatBot Arena and our BioMotion Arena rely on open-ended subjective human preferences.

Conclusion

In this work, we present BioMotion Arena, a biologically inspired visual preference evaluation framework for large models, which enables intuitive, efficient, and easily perceptible performance comparison. We conduct comparative insights across over 50 models by collecting over 45k human votes on 90 biological motion variants and utilize the Elo score to transfer the pairwise comparisons to relative scores, allowing for continuous updating of model performance. Experimental results show that even cutting-edge reasoning

LLMs or MLLMs fail to generate smooth and rational biological motions with a poor understanding of their kinetic-geometric patterns. Additionally, we find a high agreement on preference votes from crowds and experts, demonstrating the superiority of BioMotion Arena in reflecting performance differences. We plan to make this platform online to better collect human votes longitudinally and release more pairwise preference votes for future research.

References

- Anthropic. 2025a. Claude 3.7 Sonnet and Claude Code. <https://www.anthropic.com/news/claude-3-7-sonnet>. Accessed: 2025-07-05.
- Anthropic. 2025b. Introducing Claude 4. <https://www.anthropic.com/news/claude-4>. Accessed: 2025-07-05.
- Bai, S.; Chen, K.; Liu, X.; Wang, J.; Ge, W.; Song, S.; Dang, K.; Wang, P.; Wang, S.; Tang, J.; et al. 2025. Qwen2. 5-vl technical report. *arXiv preprint arXiv:2502.13923*.
- Bai, Y.; Jones, A.; Ndousse, K.; Askell, A.; Chen, A.; Das-Sarma, N.; Drain, D.; Fort, S.; Ganguli, D.; Henighan, T.; et al. 2022. Training a helpful and harmless assistant with reinforcement learning from human feedback. *arXiv preprint arXiv:2204.05862*.
- Chen, Z.; Chen, T.; Zhang, W.; and Zhai, G. 2025a. OBI-Bench: Can LLMs Aid in Study of Ancient Script on Oracle Bones? In *The Thirteenth International Conference on Learning Representations*.
- Chen, Z.; Sun, W.; Tian, Y.; Jia, J.; Zhang, Z.; Jiarui, W.; Huang, R.; Min, X.; Zhai, G.; and Zhang, W. 2024a. Gaia: Rethinking action quality assessment for ai-generated videos. *Advances in Neural Information Processing Systems*, 37: 40111–40144.
- Chen, Z.; Sun, W.; Wu, H.; Zhang, Z.; Jia, J.; Huang, R.; Min, X.; Zhai, G.; and Zhang, W. 2025b. Study of Subjective and Objective Naturalness Assessment of AI-Generated Images. *IEEE Transactions on Circuits and Systems for Video Technology*, 35(4): 3573–3588.
- Chen, Z.; Tian, Y.; Sun, Y.; Sun, W.; Zhang, Z.; Lin, W.; Zhai, G.; and Zhang, W. 2025c. Just Noticeable Difference for Large Multimodal Models. *arXiv preprint arXiv:2507.00490*.
- Chen, Z.; Wang, W.; Cao, Y.; Liu, Y.; Gao, Z.; Cui, E.; Zhu, J.; Ye, S.; Tian, H.; Liu, Z.; et al. 2024b. Expanding performance boundaries of open-source multimodal models with model, data, and test-time scaling. *arXiv preprint arXiv:2412.05271*.
- Chiang, W.-L.; Zheng, L.; Sheng, Y.; Angelopoulos, A. N.; Li, T.; Li, D.; Zhu, B.; Zhang, H.; Jordan, M.; Gonzalez, J. E.; et al. 2024. Chatbot arena: An open platform for evaluating llms by human preference. In *Forty-first International Conference on Machine Learning*.
- Elo, A. E. 1967. The proposed uscf rating system, its development, theory, and applications. *Chess life*, 22(8): 242–247.
- Fox, R.; and McDaniel, C. 1982. The perception of biological motion by human infants. *Science*, 218(4571): 486–487.
- GLM, T.; Zeng, A.; Xu, B.; Wang, B.; Zhang, C.; Yin, D.; Zhang, D.; Rojas, D.; Feng, G.; Zhao, H.; et al. 2024. Chatglm: A family of large language models from glm-130b to glm-4 all tools. *arXiv preprint arXiv:2406.12793*.
- Grattafiori, A.; Dubey, A.; Jauhri, A.; Pandey, A.; Kadian, A.; Al-Dahle, A.; Letman, A.; Mathur, A.; Schelten, A.; Vaughan, A.; et al. 2024. The llama 3 herd of models. *arXiv preprint arXiv:2407.21783*.
- Gulati, A.; Miranda, B.; Chen, E.; Xia, E.; Fronsdaal, K.; de Moraes Dumont, B.; and Koyejo, S. 2024. Putnam-AXIOM: A Functional & Static Benchmark for Measuring Higher Level Mathematical Reasoning in LLMs. In *Forty-second International Conference on Machine Learning*.
- Guo, D.; Yang, D.; Zhang, H.; Song, J.; Zhang, R.; Xu, R.; Zhu, Q.; Ma, S.; Wang, P.; Bi, X.; et al. 2025. Deepseek-r1: Incentivizing reasoning capability in llms via reinforcement learning. *arXiv preprint arXiv:2501.12948*.
- Guo, D.; Zhu, Q.; Yang, D.; Xie, Z.; Dong, K.; Zhang, W.; Chen, G.; Bi, X.; Wu, Y.; Li, Y.; et al. 2024. DeepSeek-Coder: When the Large Language Model Meets Programming—The Rise of Code Intelligence. *arXiv preprint arXiv:2401.14196*.
- Hu, L.; Li, Q.; Xie, A.; Jiang, N.; Stoica, I.; Jin, H.; and Zhang, H. 2025. GameArena: Evaluating LLM Reasoning through Live Computer Games. In *The Thirteenth International Conference on Learning Representations*.
- Hui, B.; Yang, J.; Cui, Z.; Yang, J.; Liu, D.; Zhang, L.; Liu, T.; Zhang, J.; Yu, B.; Lu, K.; et al. 2024. Qwen2. 5-coder technical report. *arXiv preprint arXiv:2409.12186*.
- Hurst, A.; Lerer, A.; Goucher, A. P.; Perelman, A.; Ramesh, A.; Clark, A.; Ostrow, A.; Welihinda, A.; Hayes, A.; Radford, A.; et al. 2024. Gpt-4o system card. *arXiv preprint arXiv:2410.21276*.
- Jain, N.; Han, K.; Gu, A.; Li, W.-D.; Yan, F.; Zhang, T.; Wang, S.; Solar-Lezama, A.; Sen, K.; and Stoica, I. 2025. LiveCodeBench: Holistic and Contamination Free Evaluation of Large Language Models for Code. In *The Thirteenth International Conference on Learning Representations*.
- Ji, J.; Liu, M.; Dai, J.; Pan, X.; Zhang, C.; Bian, C.; Chen, B.; Sun, R.; Wang, Y.; and Yang, Y. 2023. Beavertails: Towards improved safety alignment of llm via a human-preference dataset. *Advances in Neural Information Processing Systems*, 36: 24678–24704.
- Johansson, G. 1973. Visual perception of biological motion and a model for its analysis. *Perception & psychophysics*, 14: 201–211.
- Kirstain, Y.; Polyak, A.; Singer, U.; Matiana, S.; Penna, J.; and Levy, O. 2023. Pick-a-pic: An open dataset of user preferences for text-to-image generation. *Advances in Neural Information Processing Systems*, 36: 36652–36663.
- Köpf, A.; Kilcher, Y.; Von Rütte, D.; Anagnostidis, S.; Tam, Z. R.; Stevens, K.; Barhoum, A.; Nguyen, D.; Stanley, O.; Nagyfi, R.; et al. 2023. Openassistant conversations-democratizing large language model alignment. *Advances in neural information processing systems*, 36: 47669–47681.

- Lehmann, J.; and Seufert, T. 2020. The interaction between text modality and the learner’s modality preference influences comprehension and cognitive load. *Frontiers in Psychology*, 10: 2820.
- Li, B.; Ge, Y.; Ge, Y.; Wang, G.; Wang, R.; Zhang, R.; and Shan, Y. 2024a. Seed-bench: Benchmarking multimodal large language models. In *Proceedings of the IEEE/CVF Conference on Computer Vision and Pattern Recognition*, 13299–13308.
- Li, L.; Dong, B.; Wang, R.; Hu, X.; Zuo, W.; Lin, D.; Qiao, Y.; and Shao, J. 2024b. SALAD-Bench: A Hierarchical and Comprehensive Safety Benchmark for Large Language Models. In *Findings of the Association for Computational Linguistics: ACL 2024*, 3923–3954.
- Li, T.; Chiang, W.-L.; Frick, E.; Dunlap, L.; Wu, T.; Zhu, B.; Gonzalez, J. E.; and Stoica, I. 2024c. From Crowdsourced Data to High-quality Benchmarks: Arena-Hard and Benchmark Pipeline. In *Forty-second International Conference on Machine Learning*.
- Liu, A.; Feng, B.; Xue, B.; Wang, B.; Wu, B.; Lu, C.; Zhao, C.; Deng, C.; Zhang, C.; Ruan, C.; et al. 2024a. Deepseek-v3 technical report. *arXiv preprint arXiv:2412.19437*.
- Liu, Y.; Duan, H.; Zhang, Y.; Li, B.; Zhang, S.; Zhao, W.; Yuan, Y.; Wang, J.; He, C.; Liu, Z.; et al. 2024b. Mmbench: Is your multi-modal model an all-around player? In *Euro-pean conference on computer vision*, 216–233. Springer.
- Lu, Y.; Jiang, D.; Chen, W.; Wang, W. Y.; Choi, Y.; and Lin, B. Y. 2024. WildVision: Evaluating Vision-Language Models in the Wild with Human Preferences. In *The Thirty-eight Conference on Neural Information Processing Systems Datasets and Benchmarks Track*.
- Mallick, S. B.; and Kilpatrick, L. 2025. Gemini 2.5: Updates to our family of thinking models. <https://developers.googleblog.com/en/gemini-2-5-thinking-model-updates/>. Accessed: 2025-07-09.
- Nakano, R.; Hilton, J.; Balaji, S.; Wu, J.; Ouyang, L.; Kim, C.; Hesse, C.; Jain, S.; Kosaraju, V.; Saunders, W.; et al. 2021. Webgpt: Browser-assisted question-answering with human feedback. *arXiv preprint arXiv:2112.09332*.
- Neri, P.; Morrone, M. C.; and Burr, D. C. 1998. Seeing biological motion. *Nature*, 395(6705): 894–896.
- OpenAI. 2024. Hello gpt-4o. <https://openai.com/index/hello-gpt-4o>. Accessed: 2025-07-01.
- OpenAI. 2025a. Introducing GPT-4.5. <https://openai.com/index/introducing-gpt-4-5>. Accessed: 2025-07-01.
- OpenAI. 2025b. Introducing OpenAI o3 and o4-mini. <https://openai.com/index/introducing-o3-and-o4-mini>. Accessed: 2025-07-01.
- Peng, Y.; Lee, H.; Shu, T.; and Lu, H. 2021. Exploring biological motion perception in two-stream convolutional neural networks. *Vision Research*, 178: 28–40.
- Pichai, S.; Hassabis, D.; and Kavukcuoglu, K. 2024. Introducing Gemini 2.0: our new AI model for the agentic era. <https://blog.google/technology/google-deepmind/google-gemini-ai-update-december-2024/#ceo-message>. Accessed: 2025-07-05.
- Team, G.; Georgiev, P.; Lei, V. I.; Burnell, R.; Bai, L.; Gulati, A.; Tanzer, G.; Vincent, D.; Pan, Z.; Wang, S.; et al. 2024a. Gemini 1.5: Unlocking multimodal understanding across millions of tokens of context. *arXiv preprint arXiv:2403.05530*.
- Team, G.; Kamath, A.; Ferret, J.; Pathak, S.; Vieillard, N.; Merhej, R.; Perrin, S.; Matejovicova, T.; Ramé, A.; Rivière, M.; et al. 2025. Gemma 3 technical report. *arXiv preprint arXiv:2503.19786*.
- Team, G.; Riviere, M.; Pathak, S.; Sessa, P. G.; Hardin, C.; Bhupatiraju, S.; Hussenot, L.; Mesnard, T.; Shahriari, B.; Ramé, A.; et al. 2024b. Gemma 2: Improving open language models at a practical size. *arXiv preprint arXiv:2408.00118*.
- Team, Q. 2024. Qwen2.5: A Party of Foundation Models.
- Theusner, S.; de Lussanet, M.; and Lappe, M. 2014. Action recognition by motion detection in posture space. *Journal of Neuroscience*, 34(3): 909–921.
- Thornton, I. M.; et al. 2006. Biological motion: Point-light walkers and beyond. *Human body perception from the inside out*, 271–303.
- Troje, N. F. 2002. Decomposing biological motion: A framework for analysis and synthesis of human gait patterns. *Journal of vision*, 2(5): 2–2.
- Troje, N. F. 2008. Retrieving information from human movement patterns. *Understanding events: From perception to action*, 4: 308–334.
- Troje, N. F.; et al. 2002. The little difference: Fourier based synthesis of gender-specific biological motion. *Dynamic perception*, 115–120.
- Valmeekam, K.; Marquez, M.; Olmo, A.; Sreedharan, S.; and Kambhampati, S. 2023. Planbench: An extensible benchmark for evaluating large language models on planning and reasoning about change. *Advances in Neural Information Processing Systems*, 36: 38975–38987.
- Wang, Y.; Ma, X.; Zhang, G.; Ni, Y.; Chandra, A.; Guo, S.; Ren, W.; Arulraj, A.; He, X.; Jiang, Z.; et al. 2024. Mmlu-pro: A more robust and challenging multi-task language understanding benchmark. In *The Thirty-eight Conference on Neural Information Processing Systems Datasets and Benchmarks Track*.
- White, C.; Dooley, S.; Roberts, M.; Pal, A.; Feuer, B.; Jain, S.; Shwartz-Ziv, R.; Jain, N.; Saifullah, K.; Dey, S.; et al. 2025. LiveBench: A Challenging, Contamination-Free LLM Benchmark. In *The Thirteenth International Conference on Learning Representations*.
- Wu, X.; Sun, K.; Zhu, F.; Zhao, R.; and Li, H. 2023. Human preference score: Better aligning text-to-image models with human preference. In *Proceedings of the IEEE/CVF International Conference on Computer Vision*, 2096–2105.
- x.AI. 2025. Grok 3 Beta — The Age of Reasoning Agents. <https://x.ai/news/grok-3>. Accessed: 2025-07-05.
- Yang, A.; Li, A.; Yang, B.; Zhang, B.; Hui, B.; Zheng, B.; Yu, B.; Gao, C.; Huang, C.; Lv, C.; et al. 2025a. Qwen3 technical report. *arXiv preprint arXiv:2505.09388*.
- Yang, A.; Yang, B.; Hui, B.; Zheng, B.; Yu, B.; Zhou, C.; Li, C.; Li, C.; Liu, D.; Huang, F.; Dong, G.; Wei, H.; Lin, H.;

Tang, J.; Wang, J.; Yang, J.; Tu, J.; Zhang, J.; Ma, J.; Xu, J.; Zhou, J.; Bai, J.; He, J.; Lin, J.; Dang, K.; Lu, K.; Chen, K.; Yang, K.; Li, M.; Xue, M.; Ni, N.; Zhang, P.; Wang, P.; Peng, R.; Men, R.; Gao, R.; Lin, R.; Wang, S.; Bai, S.; Tan, S.; Zhu, T.; Li, T.; Liu, T.; Ge, W.; Deng, X.; Zhou, X.; Ren, X.; Zhang, X.; Wei, X.; Ren, X.; Fan, Y.; Yao, Y.; Zhang, Y.; Wan, Y.; Chu, Y.; Liu, Y.; Cui, Z.; Zhang, Z.; and Fan, Z. 2024. Qwen2 Technical Report. *arXiv preprint arXiv:2407.10671*.

Yang, Y.; Zhang, S.; Shao, W.; Zhang, K.; Bin, Y.; Wang, Y.; and Luo, P. 2025b. Dynamic Multimodal Evaluation with Flexible Complexity by Vision-Language Bootstrapping. In *The Thirteenth International Conference on Learning Representations*.

Yue, X.; Ni, Y.; Zhang, K.; Zheng, T.; Liu, R.; Zhang, G.; Stevens, S.; Jiang, D.; Ren, W.; Sun, Y.; et al. 2024. Mmmu: A massive multi-discipline multimodal understanding and reasoning benchmark for expert agi. In *Proceedings of the IEEE/CVF Conference on Computer Vision and Pattern Recognition*, 9556–9567.

Zhang, M.; Wu, W.; Lu, Y.; Song, Y.; Rong, K.; Yao, H.; Zhao, J.; Liu, F.; Feng, H.; Wang, J.; et al. 2024. Automated multi-level preference for mllms. *Advances in Neural Information Processing Systems*, 37: 26171–26194.

Zhang, Z.; Chen, Z.; Zhang, Z.; Sun, Y.; Tian, Y.; Jia, Z.; Li, C.; Liu, X.; Min, X.; and Zhai, G. 2025a. PuzzleBench: A Fully Dynamic Evaluation Framework for Large Multimodal Models on Puzzle Solving. *arXiv preprint arXiv:2504.10885*.

Zhang, Z.; Wang, J.; Guo, Y.; Wen, F.; Chen, Z.; Wang, H.; Li, W.; Sun, L.; Zhou, Y.; Zhang, J.; Yan, B.; Jia, Z.; Xiao, J.; Tian, Y.; Zhu, X.; Zhang, K.; Li, C.; Liu, X.; Min, X.; Jia, Q.; and Zhai, G. 2025b. AIBench: Towards Trustworthy Evaluation Under The 45° Law. <https://aiben.ch/>.

Zheng, L.; Chiang, W.-L.; Sheng, Y.; Li, T.; Zhuang, S.; Wu, Z.; Zhuang, Y.; Li, Z.; Lin, Z.; Xing, E.; et al. 2024. LMSYS-Chat-1M: A Large-Scale Real-World LLM Conversation Dataset. In *The Twelfth International Conference on Learning Representations*.

Zhu, J.; Wang, W.; Chen, Z.; Liu, Z.; Ye, S.; Gu, L.; Tian, H.; Duan, Y.; Su, W.; Shao, J.; et al. 2025. Internv13: Exploring advanced training and test-time recipes for open-source multimodal models. *arXiv preprint arXiv:2504.10479*.

Zhu, Q.; Guo, D.; Shao, Z.; Yang, D.; Wang, P.; Xu, R.; Wu, Y.; Li, Y.; Gao, H.; Ma, S.; et al. 2024. Deepseek-coder-v2: Breaking the barrier of closed-source models in code intelligence. *arXiv preprint arXiv:2406.11931*.

Table 4: List of models evaluated and their respective citations or websites. The upper and lower parts represent general large models and code-specific LLMs, respectively. ‘Thinking’ and ‘Image’ indicate that we evaluate with reasoning mode and also with image inputting, respectively.

Model Name	Citation\URL	Thinking	Image
grok-4	https://docs.x.ai/docs/models/grok-4-0709	✓	✓
grok-3-reasoning	https://x.ai/news/grok-3	✓	✗
grok-3	https://x.ai/news/grok-3	✗	✓
claude-opus-4-20250514-thinking	https://www.anthropic.com/news/claude-4	✓	✓
claude-opus-4-20250514	https://www.anthropic.com/news/claude-4	✗	✓
claude-3-7-sonnet-20250219	https://www.anthropic.com/news/claude-3-7-sonnet	✗	✓
claude-3-5-sonnet-20241022	https://www.anthropic.com/news/3-5-models-and-computer-use	✗	✓
gemini-2.5-pro	https://deepmind.google/models/gemini/pro/	✓	✓
gemini-2.5-flash	https://deepmind.google/models/gemini/flash/	✓	✓
gemini-2.0-flash	https://blog.google/technology/google-deepmind/google-gemini-ai-update-december-2024/	✗	✓
gemini-1.5-pro	(Team et al. 2024a)	✗	✓
gemini-1.5-flash	(Team et al. 2024a)	✗	✓
deepseek-r1-250528	(Guo et al. 2025)	✓	✗
deepseek-r1-250120	(Guo et al. 2025)	✓	✗
deepseek-v3	(Liu et al. 2024a)	✗	✗
o4-mini-2025-04-16	https://openai.com/index/introducing-o3-and-o4-mini	✓	✓
o3-2025-04-16	https://openai.com/index/introducing-o3-and-o4-mini	✓	✓
o3-mini-2025-01-31	https://openai.com/index/openai-o3-mini	✓	✗
o1-2024-12-17	https://openai.com/o1	✓	✗
gpt-4.5-preview-2025-02-27	https://openai.com/index/introducing-gpt-4-5	✗	✓
gpt-4.1-2025-04-14	https://openai.com/index/gpt-4-1	✗	✓
gpt-4o-2024-11-20	(Hurst et al. 2024)	✗	✓
gpt-4o-mini-2024-07-18	(Hurst et al. 2024)	✗	✓
qwen3-32b	(Yang et al. 2025a)	✓	✗
qwen3-8b	(Yang et al. 2025a)	✓	✗
qwen2.5-v1-72b-instruct	(Bai et al. 2025)	✗	✓
qwen2.5-v1-32b-instruct	(Bai et al. 2025)	✗	✓
qwen2.5-v1-7b-instruct	(Bai et al. 2025)	✗	✓
qwen2.5-v1-3b-instruct	(Bai et al. 2025)	✗	✓
qwen2.5-72b-instruct	(Team 2024)	✗	✗
qwen2.5-32b-instruct	(Team 2024)	✗	✗
qwen2.5-7b-instruct	(Team 2024)	✗	✗
qwen2-72b-instruct	(Yang et al. 2024)	✗	✗
qwen2-7b-instruct	(Yang et al. 2024)	✗	✗
gemma-3-4b-it	(Team et al. 2025)	✗	✓
gemma-2-2b-it	(Team et al. 2024b)	✗	✗
llama-3.3-70b-instruct	https://www.llama.com/docs/model-cards-and-prompt-formats/llama3.3	✗	✗
llama-3.2-3b-instruct	https://www.llama.com/docs/model-cards-and-prompt-formats/llama3.2	✗	✗
llama-3.2-1b-instruct	https://www.llama.com/docs/model-cards-and-prompt-formats/llama3.2	✗	✗
llama-3.1-70b-instruct	(Grattafiori et al. 2024)	✗	✗
llama-3.1-8b-instruct	(Grattafiori et al. 2024)	✗	✗
glm-4-9b-0414	(GLM et al. 2024)	✗	✗
internvl3-78b-instruct	(Zhu et al. 2025)	✗	✓
internvl3-8b-instruct	(Zhu et al. 2025)	✗	✓
internvl2.5-78b-mpo	(Chen et al. 2024b)	✗	✓
internvl2.5-38b-mpo	(Chen et al. 2024b)	✗	✓
internvl2.5-8b-mpo	(Chen et al. 2024b)	✗	✓
qwen2.5-coder-32b-instruct	(Hui et al. 2024)	✗	✗
qwen2.5-coder-14b-instruct	(Hui et al. 2024)	✗	✗
qwen2.5-coder-7b-instruct	(Hui et al. 2024)	✗	✗
deepseek-coder-v2-lite-instruct	(Zhu et al. 2024)	✗	✗
deepseek-coder-33b-instruct	(Guo et al. 2024)	✗	✗
deepseek-coder-6.7b-instruct	(Guo et al. 2024)	✗	✗

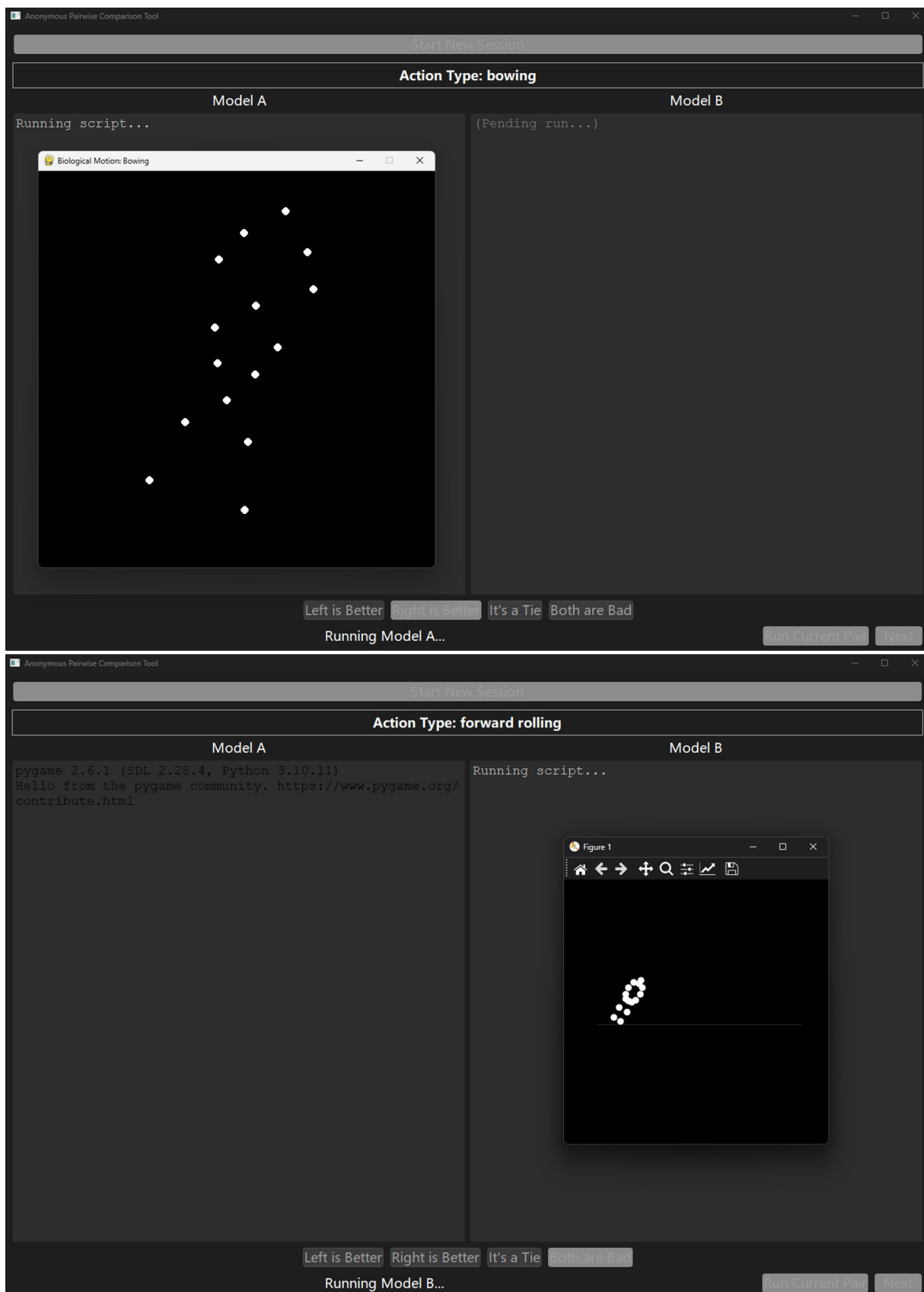


Figure 10: Screenshot of the user interface for preference data collection.

Limitations and Future Directions

Although our BioMotion Arena provides a comprehensive evaluation platform for LLMs and MLLMs in visual biological motion generation tasks, there are several potential limitations acknowledged below. First, since the model base in our BioMotion Arena is extensive, the number of battles for each model pair may incline to those popular one in future online collection, which results from the rapid updates and the potential user base of large models. This inclination may result in a biased distribution of scores. Therefore, optimizing the ranking algorithm is necessary to keep the arena fair. Second, the current motion space may be limited, where only 10 typical human actions are included. This source might not accurately reflect the performance of large models in real-world environments or specialized domains, potentially leading to a skewed preference distribution.

In the future, we plan to make BioMotion Arena online, where public user can freely upload their specific biological motion generation requests, and develop comprehensive visual content leaderboards for both LLMs and MLLMs in less constrained ways, catering to more complex motions.

Additional Details about BioMotion Arena

A full list of models evaluated is provided in Tab. 4. We demonstrate the user interface for preference data collection in Fig. 10. The complete action space and fine-grained attributes include:

- Action: Walking, running, waving a hand, jumping up, jumping forward, bowing, lying down, sitting down, turning around, and forward rolling.
- Gender: Man, woman
- Happiness: Happy, sad
- Weight: Heavy, light

Sample Prompts

Below we provide the prompt format (with appropriate variants adding special tokens accommodating different motions used for code generation) in BioMotion Arena.

Example 1: An example prompt of a basic biological motion “A man is walking” for LLMs. We provide the generated results of Llama3.1-8B and OpenAI’s o1, where the length of the code generated by the reasoning model o1 is twice that of Llama3.1-8B. We observe that o1 independently defined the movement patterns for 15 key points, while Llama 3.1-8B simply defined circular motion.

Example 2: An example prompt of a fine-grained biological motion “A happy man with heavy weight is walking” for LLMs, where we add the control of gender, mood, and weight. We provide the generated results of Qwen2.5-72B and DeepSeek-R1-20250528. We find that DeepSeek-R1-20250528 adopts the ‘pygame’ to exhibit the target motion rather than matplotlib used in Qwen2.5-72B, resulting in more smooth motions that better meets the requirements.

Example 3: An example prompt of a basic biological motion “A man is walking” for MLLMs, where we include the reference image for input. We provide the generated results of InternVL2.5-38B and Gemini 2.5 Pro. We notice that the reasoning model, Gemini 2.5 Pro performed detailed torso, leg, and hips calculation with rigorous ankles movement functions, rather than simple point coordinates change in InternVL2.5-38B.

All the examples are listed in sequence as follows.

Example 1

<|System Prompt|>

You are an expert Python programmer. You will be given a question (problem specification) and will generate a correct Python program that matches the specification. You will not return anything except for the program.

<|User Prompt|>

Question: write a Python program that shows a point-light stimulus animation which represents biological motion.
Detailed Requirements:

1. Subject and Action: The animation depict a man is <action>.
2. Visual Style: The stimulus should consist of exactly 15 white point-lights moving against a solid black background.
3. Motion Quality: The animation must be realistic, coherent, and biomechanically plausible to accurately represent the specified human action. The movement should be smooth and natural.

<|Llama3.1-8B's Answer|>

```
1  ```python
2  import numpy as np
3  import matplotlib.pyplot as plt
4  import matplotlib.animation as animation
5  import matplotlib.patches as patches
6
7  # Define the figure and axis
8  fig, ax = plt.subplots()
9
10 # Define the background color
11 ax.set_facecolor('black')
12
13 # Define the point-light properties
14 num_lights = 15
15 light_radius = 2
16 light_color = 'white'
17
18 # Define the initial positions of the point-lights
19 lights = []
20 for i in range(num_lights):
21     light_x = np.sin(i * np.pi / num_lights) * 50 + 100
22     light_y = np.cos(i * np.pi / num_lights) * 50 + 100
23     lights.append([light_x, light_y])
24
25 num_frames = 100
26 fps = 30
27 duration = num_frames / fps
28
29 def movement(frame):
30     # Update the positions of the point-lights
31     for i in range(num_lights):
32         light_x = np.sin((i * np.pi / num_lights) + frame / 10) * 50 + 100
33         light_y = np.cos((i * np.pi / num_lights) + frame / 10) * 50 + 100
34         lights[i] = [light_x, light_y]
35
36     ax.clear()
37     ax.set_facecolor('black')
38
39     for light in lights:
40         ax.add_patch(patches.Circle(light, light_radius, facecolor=light_color, edgecolor='black'))
41
42     ax.set_xlim(0, 200)
43     ax.set_ylim(0, 200)
44
45     ax.set_xticks([])
46     ax.set_yticks([])
47     ax.set_frame_on(False)
48
49 ani = animation.FuncAnimation(fig, movement, frames=num_frames, interval=1000 / fps, repeat=False)
50
51 # Show the animation
52 plt.show()
53 ```
```

<|OpenAI o1's Answer|>

```
1  ```python
2  import numpy as np
3  import matplotlib.pyplot as plt
4  from matplotlib.animation import FuncAnimation
5  from math import sin, cos, pi
6
7  # Number of frames in one walking cycle
8  FRAMES_PER_CYCLE = 50
9  # Total frames (two walk cycles in this example)
10 TOTAL_FRAMES = FRAMES_PER_CYCLE * 2
11 # Amplitude of arm and leg swing (in radians)
12 ARM_SWING = pi / 6
13 LEG_SWING = pi / 4
14
15 # Define segment lengths
16 TORSO_LENGTH = 0.4
17 ARM_UPPER = 0.3
18 ARM_LOWER = 0.3
19 LEG_UPPER = 0.4
20 LEG_LOWER = 0.4
21
22 # Vertical base positions
23 HIP_HEIGHT = 0.8
24 SHOULDER_HEIGHT = HIP_HEIGHT + TORSO_LENGTH
25 HEAD_HEIGHT = SHOULDER_HEIGHT + 0.3
26
27 # Horizontal offsets
28 HIP_OFFSET = 0.1
29 SHOULDER_OFFSET = 0.2
30
31 def get_points(frame):
32     """Return (x,y) coordinates for 15 point-lights representing a walking human."""
33     # Time parameter for the walking cycle (0 to 2*pi)
34     t = 2 * pi * (frame % FRAMES_PER_CYCLE) / FRAMES_PER_CYCLE
35
36     # Angles for right arm/leg (and left out of phase by pi)
37     rightArmAngle = ARM_SWING * sin(t)
38     leftArmAngle = ARM_SWING * sin(t + pi)
39     rightLegAngle = LEG_SWING * sin(t)
40     leftLegAngle = LEG_SWING * sin(t + pi)
41
42     # Define elbow/knee bending as smaller angles for a more lifelike motion
43     rightElbowAngle = 0.5 * rightArmAngle
44     leftElbowAngle = 0.5 * leftArmAngle
45     rightKneeAngle = 0.5 * rightLegAngle
46     leftKneeAngle = 0.5 * leftLegAngle
47
48     points = []
49
50     # 1) Head
51     points.append((0.0, HEAD_HEIGHT))
52
53     # 2) Neck
54     neck = (0.0, SHOULDER_HEIGHT + 0.1 * (HEAD_HEIGHT - SHOULDER_HEIGHT))
55     points.append(neck)
56
57     # 3) Right Shoulder
58     rShoulder = (SHOULDER_OFFSET, SHOULDER_HEIGHT)
59     points.append(rShoulder)
60
61     # 4) Right Elbow
62     rElbowX = rShoulder[0] + ARM_UPPER * sin(rightArmAngle)
63     rElbowY = rShoulder[1] - ARM_UPPER * cos(rightArmAngle)
64     points.append((rElbowX, rElbowY))
```


<|OpenAI o1's Answer: Continuing from the previous paragraph...|>

```
1  ```python
2      # 5) Right Wrist
3      rWristX = rElbowX + ARM_LOWER * sin(rightArmAngle + rightElbowAngle)
4      rWristY = rElbowY - ARM_LOWER * cos(rightArmAngle + rightElbowAngle)
5      points.append((rWristX, rWristY))
6
7      # 6) Left Shoulder
8      lShoulder = (-SHOULDER_OFFSET, SHOULDER_HEIGHT)
9      points.append(lShoulder)
10
11     # 7) Left Elbow
12     lElbowX = lShoulder[0] + ARM_UPPER * sin(leftArmAngle)
13     lElbowY = lShoulder[1] - ARM_UPPER * cos(leftArmAngle)
14     points.append((lElbowX, lElbowY))
15
16     # 8) Left Wrist
17     lWristX = lElbowX + ARM_LOWER * sin(leftArmAngle + leftElbowAngle)
18     lWristY = lElbowY - ARM_LOWER * cos(leftArmAngle + leftElbowAngle)
19     points.append((lWristX, lWristY))
20
21     # 9) Mid-Hip (center)
22     midHip = (0.0, HIP_HEIGHT)
23     points.append(midHip)
24
25     # 10) Right Hip
26     rHip = (HIP_OFFSET, HIP_HEIGHT)
27     points.append(rHip)
28
29     # 11) Right Knee
30     rKneeX = rHip[0] + LEG_UPPER * sin(rightLegAngle)
31     rKneeY = rHip[1] - LEG_UPPER * cos(rightLegAngle)
32     points.append((rKneeX, rKneeY))
33
34     # 12) Right Ankle
35     rAnkleX = rKneeX + LEG_LOWER * sin(rightLegAngle + rightKneeAngle)
36     rAnkleY = rKneeY - LEG_LOWER * cos(rightLegAngle + rightKneeAngle)
37     points.append((rAnkleX, rAnkleY))
38
39     # 13) Left Hip
40     lHip = (-HIP_OFFSET, HIP_HEIGHT)
41     points.append(lHip)
42
43     # 14) Left Knee
44     lKneeX = lHip[0] + LEG_UPPER * sin(leftLegAngle)
45     lKneeY = lHip[1] - LEG_UPPER * cos(leftLegAngle)
46     points.append((lKneeX, lKneeY))
47
48     # 15) Left Ankle
49     lAnkleX = lKneeX + LEG_LOWER * sin(leftLegAngle + leftKneeAngle)
50     lAnkleY = lKneeY - LEG_LOWER * cos(leftLegAngle + leftKneeAngle)
51     points.append((lAnkleX, lAnkleY))
52
53     return np.array(points)
54
55     fig, ax = plt.subplots()
56     ax.set_facecolor('black')
57     ax.set_xlim(-1, 1)
58     ax.set_ylim(-0.2, 2)
59     ax.set_aspect('equal')
60     ax.axis('off')
61     initial_positions = get_points(0)
62     scatter = ax.scatter(initial_positions[:,0], initial_positions[:,1], c='white', s=20)
63
64     def update(frame):
65         coords = get_points(frame)
66         scatter.set_offsets(coords)
67         return (scatter,)
68
69     ani = FuncAnimation(fig, update, frames=TOTAL_FRAMES, interval=50, blit=True)
70     plt.show()
```

Example 2

<|System Prompt|>

--- Same with the Example 1 ---

<|User Prompt|>

Question: write a Python program that shows a point-light stimulus animation which represents biological motion.
Detailed Requirements:

1. Subject and Action: The animation depict a <happiness> + <gender> + with + <weight> + weight is <action>.
2. Visual Style: The stimulus should consist of exactly 15 white point-lights moving against a solid black background.
3. Motion Quality: The animation must be realistic, coherent, and biomechanically plausible to accurately represent the specified human action. The movement should be smooth and natural.

<|Gwen2.5-72B's Answer|>

```
1  ```python
2  import numpy as np
3  import matplotlib.pyplot as plt
4  import matplotlib.animation as animation
5
6  # Define the positions of the 15 points for the walking man with a heavy weight
7  # These positions are simplified and should be adjusted for more realistic motion
8  points = [
9      [0, 1], [0, 2], [0, 3], # Head
10     [-1, 0], [1, 0], # Shoulders
11     [-2, -1], [2, -1], # Hips
12     [-3, -2], [3, -2], # Knees
13     [-4, -3], [4, -3], # Ankles
14     [-1, -1], [1, -1], # Elbows
15     [-2, -2], [2, -2] # Hands
16 ]
17
18 # Convert to numpy array for easier manipulation
19 points = np.array(points)
20
21 # Function to update the position of the points for each frame
22 def update(frame):
23     global points
24     # Simulate walking by shifting the points horizontally
25     shift = np.sin(frame / 10) * 0.5 # Sinusoidal motion for natural walking
26     points[:, 0] += shift
27     scatter.set_offsets(points)
28     return scatter,
29
30 # Set up the plot
31 fig, ax = plt.subplots()
32 ax.set_xlim(-5, 5)
33 ax.set_ylim(-5, 5)
34 ax.set_facecolor('black')
35 scatter = ax.scatter(points[:, 0], points[:, 1], color='white')
36
37 # Create the animation
38 ani = animation.FuncAnimation(fig, update, frames=np.arange(0, 100), interval=50, blit=True)
39
40 # Display the animation
41 plt.show()
42 ```
```

<|DeepSeek-R1-20250528's Answer|>

```
1  ```python
2  import pygame
3  import math
4  import sys
5  import numpy as np
6
7  # Initialize pygame
8  pygame.init()
9
10 # Constants
11 WIDTH, HEIGHT = 800, 600
12 BG_COLOR = (0, 0, 0) # Black background
13 POINT_COLOR = (255, 255, 255) # White points
14 POINT_RADIUS = 6
15 NUM_POINTS = 15
16 FPS = 60
17
18 # Joint indices (matching biological motion literature)
19 HEAD = 0
20 NECK = 1
21 SHOULDER_R = 2
22 SHOULDER_L = 3
23 ELBOW_R = 4
24 ELBOW_L = 5
25 WRIST_R = 6
26 WRIST_L = 7
27 HIP_R = 8
28 HIP_L = 9
29 KNEE_R = 10
30 KNEE_L = 11
31 ANKLE_R = 12
32 ANKLE_L = 13
33 FOOT_R = 14
34 FOOT_L = 15
35
36 # Set up display
37 screen = pygame.display.set_mode((WIDTH, HEIGHT))
38 pygame.display.set_caption("Biological Motion: Heavily Laden Walker")
39 clock = pygame.time.Clock()
40
41 class Walker:
42     def __init__(self):
43         self.scale = 100
44         self.offset = np.array([WIDTH // 2, HEIGHT // 3])
45         self.gravity = 0.6
46         self.speed = 0.05
47         self.t = 0
48         self.foot_contact = [True, False] # Right foot, left foot
49
50     def get_joint_positions(self, phase):
51         """Calculate realistic joint positions for heavy walker"""
52         phase = phase % (2 * math.pi)
53
54         # Core body motion (exaggerated for weight)
55         torso_sway = 0.1 * math.sin(phase)
56         vertical_bob = 0.5 * math.cos(2 * phase) # Heavier bob
57         # Body proportions
58         positions = np.zeros((16, 2)) # More points than needed, we'll use 15
59
60         # Head and torso
61         positions[HEAD] = [0, -1.7 + vertical_bob]
62         positions[NECK] = [0, -1.4 + vertical_bob]
63
64         # Shoulders (wider for heavy person)
65         positions[SHOULDER_R] = [0.7 - torso_sway, -1.3 + vertical_bob]
66         positions[SHOULDER_L] = [-0.7 - torso_sway, -1.3 + vertical_bob]
```

<|DeepSeek-R1-20250528's Answer: Continuing from the previous paragraph...|>

```
1  ```python
2  # Arms (shorter swing for heavy weight)
3      arm_swing_r = 0.15 * math.sin(phase + math.pi/2)
4      arm_swing_l = 0.15 * math.sin(phase + 3*math.pi/2)
5
6      positions[ELBOW_R] = [0.7 - 0.4 - torso_sway, -0.8 + arm_swing_r]
7      positions[ELBOW_L] = [-0.7 + 0.4 - torso_sway, -0.8 + arm_swing_l]
8
9      # Hips (wider stance for heavy weight)
10     positions[HIP_R] = [0.5 + torso_sway/2, 0 + vertical_bob]
11     positions[HIP_L] = [-0.5 + torso_sway/2, 0 + vertical_bob]
12
13     # Leg motion physics (shorter strides)
14     leg_phase = phase if phase < math.pi else 2*math.pi - phase
15     knee_angle = 1.2 - 0.4 * math.sin(leg_phase)
16     thigh_r = 1.0 * math.sin(leg_phase - 0.2)
17     thigh_l = 1.0 * math.sin(leg_phase + math.pi/2 + 0.2)
18
19     positions[KNEE_R] = [
20         0.5 + 0.3 * math.sin(phase) + torso_sway/2,
21         0.7 - thigh_r
22     ]
23     positions[ANKLE_R] = [
24         positions[KNEE_R][0] + 0.2 * math.sin(phase/2),
25         positions[KNEE_R][1] + 0.8 + thigh_r/2
26     ]
27     positions[KNEE_L] = [
28         -0.5 + 0.3 * math.sin(phase + math.pi) + torso_sway/2,
29         0.7 - thigh_l
30     ]
31     positions[ANKLE_L] = [
32         positions[KNEE_L][0] + 0.2 * math.sin((phase+math.pi)/2),
33         positions[KNEE_L][1] + 0.8 + thigh_l/2
34     ]
35
36     # Feet placement
37     positions[FOOT_R] = [positions[ANKLE_R][0] + 0.2, positions[ANKLE_R][1] + 0.1]
38     positions[FOOT_L] = [positions[ANKLE_L][0] + 0.2, positions[ANKLE_L][1] + 0.1]
39
40     return positions * self.scale + self.offset
41
42     def update(self):
43         """Update walker's state"""
44         self.t += self.speed
45         return self.get_joint_positions(self.t)[:NUM_POINTS]
46
47 # Create walker
48 walker = Walker()
49
50 # Main loop
51 running = True
52 while running:
53     for event in pygame.event.get():
54         if event.type == pygame.QUIT:
55             running = False
56
57     # Clear screen
58     screen.fill(BG_COLOR)
59
60     # Get and draw points
61     points = walker.update()
62     for point in points:
63         pygame.draw.circle(screen, POINT_COLOR, (int(point[0]), int(point[1])), POINT_RADIUS)
64
65     # Update display
66     pygame.display.flip()
67     clock.tick(FPS)
68
69 pygame.quit()
70 sys.exit()
```


Example 3

<|System Prompt|>

--- Same with the Example 1 ---

<|User Prompt|>

Question: Question: Given an example image <image>, write a Python program that shows a point-light stimulus animation which represents biological motion. Detailed Requirements:

1. Subject and Action: The animation depict a man is <action>.
2. Visual Style and 3. Motion Quality: --- Same with the Example 1 ---

<|InternVL2.5-38B's Answer|>

```
1  ```python
2  import matplotlib.pyplot as plt
3  import matplotlib.animation as animation
4  import numpy as np
5  class WalkerAnimation:
6      def __init__(self):
7          self.fig, self.ax = plt.subplots()
8          self.lights = plt.scatter([], [])
9          self.ax.set_xlim(0, 10)
10         self.ax.set_ylim(0, 10)
11         self.ax.set_aspect('equal')
12         self.ax.set_facecolor('black')
13         self.ax.axis('off')
14         self.trajectories = self.generate_trajectories()
15     def generate_trajectories(self): # Define coordinates for 15 points
16         points = np.zeros((15, 2)) # Initial position of the points
17         points[0] = (5.0, 5.0) # Head
18         points[1] = (4.5, 4.0) # Left shoulder
19         points[2] = (5.5, 4.0) # Right shoulder
20         points[3] = (4.0, 3.0) # Left elbow
21         points[4] = (6.0, 3.0) # Right elbow
22         points[5] = (3.5, 2.0) # Left hand
23         points[6] = (6.5, 2.0) # Right hand
24         points[7] = (5.0, 2.0) # Left hip
25         points[8] = (5.0, 2.0) # Right hip
26         points[9] = (4.5, 1.0) # Left knee
27         points[10] = (5.5, 1.0) # Right knee
28         points[11] = (4.0, 0.0) # Left foot
29         points[12] = (6.0, 0.0) # Right foot
30         points[13] = (4.8, 3.0) # Left torso point
31         points[14] = (5.2, 3.0) # Right torso point
32         trajectories = []
33         for i in range(100):
34             frame = points.copy()
35             # Simulate walking motion
36             alpha = 0.1 * np.sin(i * 0.1)
37             beta = 0.1 * np.cos(i * 0.1)
38             frame[7][0] += 0.02
39             frame[8][0] += 0.02
40             frame[9][0] += 0.03 + alpha
41             frame[10][0] += 0.03 - alpha
42             frame[11][0] += 0.05 + beta
43             frame[12][0] += 0.05 - beta
44             frame[9][1] += -0.03
45             frame[10][1] += -0.03
46             frame[11][1] += -0.05
47             frame[12][1] += -0.05
48             trajectories.append(frame)
49         return trajectories
50     def animate(self, i):
51         self.lights.set_offsets(self.trajectories[i])
52         return self.lights,
53     def show(self):
54         ani = animation.FuncAnimation(self.fig, self.animate, frames=len(self.trajectories), interval=50,
55                                     blit=True)
56         plt.show()
57 if __name__ == "__main__":
58     animation = WalkerAnimation()
59     animation.show()
```

<|Gemini 2.5 Pro's Answer|>

```
1  '''python
2  import pygame
3  import math
4
5  def main():
6      """
7      Main function to set up and run the Pygame animation.
8      """
9      # --- Initialization ---
10     pygame.init()
11
12     # --- Screen and Display Settings ---
13     screen_width = 800
14     screen_height = 600
15     screen = pygame.display.set_mode((screen_width, screen_height))
16     pygame.display.set_caption("Biological Motion: Walking")
17
18     # --- Colors and Appearance ---
19     BLACK = (0, 0, 0)
20     WHITE = (255, 255, 255)
21     DOT_RADIUS = 5
22
23     # --- Animation Control ---
24     clock = pygame.time.Clock()
25     fps = 60
26     time_angle = 0.0 # Represents the current phase of the walking cycle
27     walk_speed = 0.05 # Rate at which the time_angle increments
28
29     # --- Biomechanical Model Parameters ---
30     # These parameters control the amplitude and characteristics of the motion
31     # for different body parts. They are tuned to create a natural-looking walk.
32
33     # Center of the screen for positioning the figure
34     center_x = screen_width / 2
35     center_y = screen_height / 2
36
37     # Torso motion
38     sway_amplitude = 8 # Side-to-side sway of the torso
39     bob_amplitude = 4 # Up-and-down bob of the torso
40
41     # Body proportions
42     pelvis_base_y = 30 # Base vertical position of the pelvis from center
43     torso_length = 60 # Distance from pelvis to sternum
44     head_offset_y = 70 # Distance from sternum to head
45     shoulder_width = 35 # Half the distance between shoulders
46     hip_width = 25 # Half the distance between hips
47     hip_offset_y = 10 # Vertical distance from pelvis center to hip joints
48
49     # Leg motion
50     leg_swing_x = 40 # Horizontal amplitude of ankle swing
51     foot_lift_y = 30 # Vertical amplitude of ankle lift during swing
52     knee_bend_y = 25 # Extra vertical lift of the knee to simulate bending
53     knee_clearance_x = 10 # Horizontal movement of the knee to clear the other leg
54     floor_level_y = 200 # The "ground" plane relative to the center
55
56     # Arm motion
57     arm_swing_x = 25 # Horizontal amplitude of wrist swing
58     arm_swing_y = 8 # Vertical amplitude of wrist swing
59     elbow_bend_x = 18 # Outward bend of the elbow
60     arm_base_y = 55 # Base vertical position of the wrist relative to shoulder
61
62     '''
```

<|Gemini 2.5 Pro's Answer: Continuing from the previous paragraph...|>

```
1  '''python
2  def get_joint_positions(t):
3      """
4      Calculates the 2D screen positions of the 15 joints for a given time angle t.
5      The model creates a frontal view of a person walking on a treadmill.
6
7      Args:
8          t (float): The current phase angle of the walking cycle (0 to 2*pi).
9
10     Returns:
11         list: A list of (x, y) tuples for the 15 joint positions.
12     """
13     points = {}
14
15     # --- Torso Calculation ---
16     # The torso sways side-to-side (sin(t)) and bobs up and down (cos(2t)).
17     sway = sway_amplitude * math.sin(t)
18     bob = bob_amplitude * math.cos(2 * t)
19
20     points['pelvis'] = (center_x + sway, center_y + pelvis_base_y + bob)
21     points['sternum'] = (points['pelvis'][0], points['pelvis'][1] - torso_length)
22     points['head'] = (center_x + sway * 0.5, points['sternum'][1] - head_offset_y)
23
24     # --- Leg Calculation ---
25     # Right leg's motion is based on t, left leg is offset by pi (half a cycle).
26     phase_r_leg = t
27     phase_l_leg = t + math.pi
28
29     # Hips are positioned relative to the pelvis.
30     points['r_hip'] = (points['pelvis'][0] - hip_width, points['pelvis'][1] + hip_offset_y)
31     points['l_hip'] = (points['pelvis'][0] + hip_width, points['pelvis'][1] + hip_offset_y)
32
33     # Ankles swing back and forth. The foot lifts off the ground during the swing phase.
34     # max(0, sin(phase)) creates a curve that is positive during the first half
35     # of the cycle (swing) and zero during the second half (stance).
36     r_ankle_lift = foot_lift_y * max(0, math.sin(phase_r_leg))
37     l_ankle_lift = foot_lift_y * max(0, math.sin(phase_l_leg))
38
39     points['r_ankle'] = (points['r_hip'][0] + leg_swing_x * math.cos(phase_r_leg), center_y +
40                          floor_level_y - r_ankle_lift)
41     points['l_ankle'] = (points['l_hip'][0] + leg_swing_x * math.cos(phase_l_leg), center_y +
42                          floor_level_y - l_ankle_lift)
43
44     # Knees are positioned between the hip and ankle, with an added bend.
45     # This bend pulls the knee up and slightly out to clear the other leg.
46     r_knee_bend = knee_bend_y * max(0, math.sin(phase_r_leg))
47     l_knee_bend = knee_bend_y * max(0, math.sin(phase_l_leg))
48     r_knee_clearance = knee_clearance_x * max(0, math.sin(phase_r_leg))
49     l_knee_clearance = knee_clearance_x * max(0, math.sin(phase_l_leg))
50
51     points['r_knee'] = (
52         (points['r_hip'][0] + points['r_ankle'][0]) / 2 - r_knee_clearance,
53         (points['r_hip'][1] + points['r_ankle'][1]) / 2 - r_knee_bend
54     )
55     points['l_knee'] = (
56         (points['l_hip'][0] + points['l_ankle'][0]) / 2 + l_knee_clearance,
57         (points['l_hip'][1] + points['l_ankle'][1]) / 2 - l_knee_bend
58     )
59
60     phase_r_arm = t + math.pi
61     phase_l_arm = t
62
63     points['r_shoulder'] = (points['sternum'][0] - shoulder_width, points['sternum'][1])
64     points['l_shoulder'] = (points['sternum'][0] + shoulder_width, points['sternum'][1])
65
66     '''
```

```

<|Gemini 2.5 Pro's Answer: Continuing from the previous paragraph...|>
1  '''python
2      points['r_wrist'] = (
3          points['r_shoulder'][0] + arm_swing_x * math.sin(phase_r_arm),
4          points['r_shoulder'][1] + arm_base_y + arm_swing_y * math.cos(phase_r_arm)
5      )
6      points['l_wrist'] = (
7          points['l_shoulder'][0] + arm_swing_x * math.sin(phase_l_arm),
8          points['l_shoulder'][1] + arm_base_y + arm_swing_y * math.cos(phase_l_arm)
9      )
10
11     # Elbows are positioned between the shoulder and wrist, with an outward bend.
12     # The bend is greatest when the arm is at the side (cos(phase) is 0).
13     r_elbow_bend = elbow_bend_x * (1 - abs(math.cos(phase_r_arm)))
14     l_elbow_bend = elbow_bend_x * (1 - abs(math.cos(phase_l_arm)))
15
16     points['r_elbow'] = (
17         (points['r_shoulder'][0] + points['r_wrist'][0]) / 2 - r_elbow_bend,
18         (points['r_shoulder'][1] + points['r_wrist'][1]) / 2
19     )
20     points['l_elbow'] = (
21         (points['l_shoulder'][0] + points['l_wrist'][0]) / 2 + l_elbow_bend,
22         (points['l_shoulder'][1] + points['l_wrist'][1]) / 2
23     )
24
25     # The 15 points in order are: Head, Sternum, Pelvis, L/R Shoulder, L/R Elbow,
26     # L/R Wrist, L/R Hip, L/R Knee, L/R Ankle.
27     # The following list ensures a consistent drawing order.
28     ordered_points = [
29         points['head'], points['sternum'], points['pelvis'],
30         points['r_shoulder'], points['l_shoulder'],
31         points['r_elbow'], points['l_elbow'],
32         points['r_wrist'], points['l_wrist'],
33         points['r_hip'], points['l_hip'],
34         points['r_knee'], points['l_knee'],
35         points['r_ankle'], points['l_ankle']
36     ]
37     return ordered_points
38
39     # --- Main Loop ---
40     running = True
41     while running:
42         # Event handling
43         for event in pygame.event.get():
44             if event.type == pygame.QUIT or (event.type == pygame.KEYDOWN and event.key == pygame.K_ESCAPE):
45                 running = False
46
47         # Update state
48         time_angle = (time_angle + walk_speed) % (2 * math.pi)
49
50         # Get current joint positions
51         joint_positions = get_joint_positions(time_angle)
52
53         # Drawing
54         screen.fill(BLACK)
55         for pos in joint_positions:
56             pygame.draw.circle(screen, WHITE, (int(pos[0]), int(pos[1])), DOT_RADIUS)
57
58         # Refresh screen
59         pygame.display.flip()
60
61         # Control frame rate
62         clock.tick(fps)
63
64     pygame.quit()
65
66 if __name__ == '__main__':
67     main()
68 '''

```