

STRICT CONCAVITY PROPERTIES OF CROSS COVARIOGRAMS

GABRIELE BIANCHI, ALMUT BURCHARD, AND LAWRENCE LIN

ABSTRACT. It is well-known that the cross covariogram of two convex bodies in \mathbb{R}^n is $1/n$ -concave on its support. This paper provides conditions for strict $1/n$ -concavity in dimension $n > 1$, and an analysis how it can fail. Among the implications are that (i.) the cross covariogram of strictly convex bodies is strictly $1/n$ -concave, unless one body contains a translate of the other in its interior; and (ii.) the cross covariogram of an arbitrary convex body with its reflection through the origin is strictly log-concave.

1. INTRODUCTION AND MAIN RESULTS

What is the optimal position for two of sets that maximizes the overlap (or minimizes the distance) between them? This is a basic geometric problem that appears in many applications. We consider the problem of finding an optimal translation; the same question could be asked about linear transformations, including rotations and dilations. Typically, optimal positions exist, but can be hard to identify.

We focus on the special case of convex bodies, that is, compact convex subsets of \mathbb{R}^n with non-empty interior. Here, the problem is to maximize the cross covariogram

$$g_{K,L}(x) := |K \cap (L + x)|, \quad x \in \mathbb{R}^n$$

over the translation vector, x .

The cross covariogram was introduced in the 1970s by Matheron as a geometric counterpart to the variance of random variables [13]. It has found applications in the statistical analysis of geometrical data ranging from crystallography and microscopy to physical geography. A question that has received some attention in the mathematics literature is Matheron's covariogram problem: How much information about a convex body K is encoded in its covariogram $g_{K,K}$, and how to extract it? This problem has largely been resolved in the last 20 years. A planar convex body is determined by its covariogram uniquely up to translation and reflection [2]; the same is true for convex polytopes in dimension 3, but not in higher dimensions. Recent developments also include algorithms for reconstructing the body [4], and a characterization of the functions that can be realized as covariograms [10]. For more information about covariograms and related quantities we refer the reader to [2] and the references therein.

Date: August 5, 2025.

In general, the cross covariogram $g_{K,L}$ is continuous, supported on the sumset $K + (-L)$, and attains its maximum on some non-empty compact convex set. We became interested in conditions for uniqueness of maximizers in the course of investigating the cases of equality for a new family of convolution-type inequalities [11].

Since the cross covariogram is the convolution of the indicator functions $\mathbb{1}_K$ and $\mathbb{1}_{-L}$, which are logarithmically concave, it is itself log-concave by the Prékopa-Leindler inequality; more precisely, $g_{K,L}^{1/n}$ is concave on its support [7]. In particular, it has convex level sets, and decreases monotonically along each ray emanating from any point where the maximum is attained.

The Prékopa-Leindler theorem provides an entire family of inequalities for α -concave functions, where $\alpha \in [-1/n, \infty]$ [12, 17, 5, 7, 14] (see also [1, 16]). The basic case is the endpoint $\alpha = -1/n$, which implies the general inequality by rescaling and taking limits. The most important case is for the class of log-concave functions ($\alpha = 0$), where the Prékopa-Leindler inequality is scale-free; a well-known consequence is that the convolution of log-concave functions is again log-concave, regardless of dimension.

The subject of this paper is strict $1/n$ -concavity (and log-concavity) of the cross covariogram. The exponent $1/n$ corresponds to the endpoint case of the Prékopa-Leindler inequality with $\alpha = +\infty$, valid on the smallest concavity class which is comprised of positive multiples of indicator functions of convex bodies. Our first result provides a convenient sufficient condition.

Theorem 1 (Strict $1/n$ -concavity). *Let K, L be convex bodies in \mathbb{R}^n , where $n > 1$, and let $g_{K,L}$ be their cross covariogram. If K, L are strictly convex and*

$$\max g_{K,L} < \min\{|K|, |L|\},$$

then $g_{K,L}^{1/n}$ is strictly concave on its support.

The essence of the theorem is that $g_{K,L} = \mathbb{1}_K * \mathbb{1}_{-L}$ is *strictly* $1/n$ -concave, even though the indicator functions $\mathbb{1}_K$ and $\mathbb{1}_{-L}$ are not. In dimension $n > 1$, the assumption on the maximum ensures that the boundaries ∂K and $\partial(L + x)$ intersect non-trivially whenever $g_{K,L}(x) > 0$. In the special case where K and L are symmetric under $x \rightarrow -x$, the cross covariogram $g_{K,L}$ attains its maximum at the origin, and the assumption on its value can be replaced by the sharper condition that $\partial K \cap \partial L$ is non-empty (Corollary 6.1). The conclusion implies that $g_{K,L}$ attains its maximum at a unique point, and that the level sets $\{x \in \mathbb{R}^n \mid g_{K,L}(x) \geq t\}$ at positive heights are strictly convex.

Strict convexity of the bodies is not always necessary, as evidenced by the following result of Meyer, Reisner, and Schmuckenschläger [15, Prop. 2.2]:

Theorem (Covariogram of symmetric bodies [15]). *Let $K \subset \mathbb{R}^n$ be a convex body such that $-K = K$, and let $g_{K,K}$ its covariogram. Then the level sets*

$$\{x \in \mathbb{R}^n \mid g_{K,K}(x) \geq h\}, \quad (0 < h < |K|)$$




FIGURE 1. In these examples, $g_{K,L}$ has a plateau at height $\min\{|K|, |L|\}$.

are strictly convex.

The main part of the paper concerns failure of strict $1/n$ -concavity of cross covariograms. In principle, this can be understood in terms of equality cases in the Prékopa-Leindler inequality, as applied to the convolution $\mathbb{1}_K * \mathbb{1}_{-L}$ [7, Corollary 3.5]. The literature contains a number of results on equality cases and stability of the Prékopa-Leindler inequality, including Dubuc's classical result [9] (for $\alpha = -1/n$), and more recently [3, 8, 6] (for $\alpha = 0$).

Here we investigate, for the special case of the covariogram $g_{K,L} = \mathbb{1}_K * \mathbb{1}_{-L}$, how *analytic* properties of the convolution are determined by *geometric* properties of the factors. To motivate our results, consider a pair of (possibly unbounded) closed convex sets $K, L \subset \mathbb{R}^n$ such that $g_{K,L}(x) < \infty$ for all $x \in \mathbb{R}^n$ and $g_{K,L}$ does not vanish identically. There are three obvious scenarios where $g_{K,L}^{1/n}$ is affine on some subset:

- (1) **Compact containment.** If K contains L in its interior and L has positive volume, then the graph of $g_{K,L}$ has a plateau at the top (see Fig. 1, left).
- (2) **Cylinders.** If K is invariant under translation in some direction, then $g_{K,L}$ is constant on lines in that direction (see Fig. 2, left).
- (3) **Pairs of cones.** If K, L are closed convex cones in \mathbb{R}^n that are disjoint except for a common vertex, then $g_{K,L}^{1/n}$ is affine along rays (see Fig. 3).

We note that in Scenario (3), the cross covariogram is still strictly log-concave (in fact, α -concave for every $\alpha < 1/n$). The unbounded cylinders and cones can be truncated to produce examples of convex bodies whose cross covariogram is affine on certain line segments. Scenarios (2) and (3) include as a special case the situation where K is a half-space and L a convex cone, which are disjoint except that ∂K contains the vertex of L . Translations parallel to the boundary of the half-space fall under Scenario (2), and transversal translations under Scenario (3).

Up to truncation, translation, and interchange of K with L , the above scenarios turn out to be the only obstructions to strict $1/n$ -concavity of the cross covariogram. Our next result addresses Scenario (2).

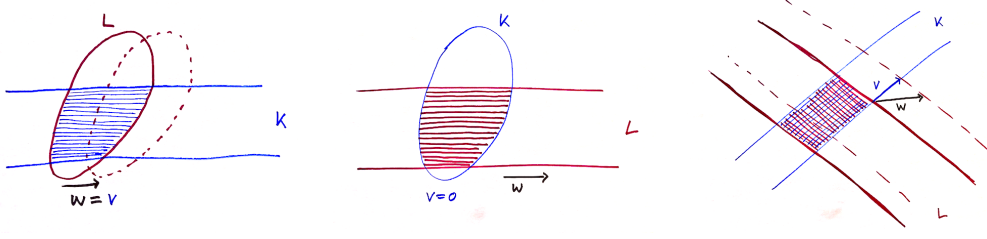


FIGURE 2. Examples where $g_{K,L}$ is constant along a line segment in the direction of w . The first two images correspond to the cases $v = w$ and $v = 0$ of Theorem 2; in the last image $v \notin \{0, w\}$.

Theorem 2 ($g_{K,L}$ constant on a line segment). *Let $K, L \subset \mathbb{R}^n$ be closed convex sets and let $a, w \in \mathbb{R}^n$ with $w \neq 0$. If*

$$g_{K,L}(a + tw) = g(a) > 0, \quad (-1 \leq t \leq 1),$$

then there exists a vector $v \in \mathbb{R}^n$ such that

$$(1.1) \quad K \cap (L + a + tw) = K' \cap (L' + tw), \quad (-1 \leq t \leq 1),$$

where

$$\begin{aligned} K' &:= \{x + tv \mid x \in K, t \in \mathbb{R}\}, \\ L' &:= \{x + t(v - w) \mid x \in L + a, t \in \mathbb{R}\}. \end{aligned}$$

Since K' and L' are invariant under translation by v and $w - v$, respectively, Eq. (1.1) says that

$$K \cap (L + a + tw) = (K' \cap L') + tw \quad (-1 \leq t \leq 1),$$

see Section 4.

If $v \neq 0$ then K' is the cylinder in the direction of v generated by K . In this case, Eq. (1.1) implies that with every point $z \in \partial K \cap (L + a)$, the boundary of K contains the entire line segment with endpoints $z \pm v$. This is a strong constraint unless $\partial K \cap (L + a)$ is empty, in which case K contains $L + a$ in its interior. If $v = 0$ then $K' = K$ and Eq. (1.1) places no condition on the shape of K (see Fig. 2, middle).

Correspondingly, if $v \neq w$ then L' is the cylinder in the direction of $v - w$ generated by $L + a$, and with every point $z \in K \cap \partial(L + a)$, the boundary of L contains the entire line segment with endpoints $z - a \pm v$. If $v = w$ there is no condition on the shape of L . Note that v and $v - w$ cannot vanish simultaneously. If both are non-zero, then $g_{K,L}$ is constant on a parallelogram with sides parallel to v and $w - v$ (see Remark 4.2 and Fig. (2), right).

We turn to Scenario (3).

Theorem 3 ($g_{K,L}^{1/n}$ non-constant affine on a line segment). *Let $K, L \subset \mathbb{R}^n$ be closed convex sets, with cross covariogram $g_{K,L}$, and let $a, w \in \mathbb{R}^n$ with $w \neq 0$.*

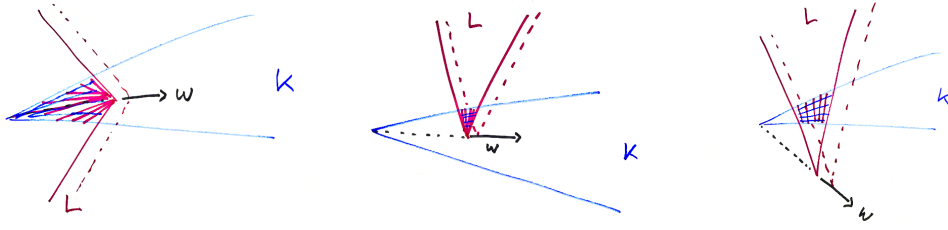


FIGURE 3. Examples where $g_{K,L}^{1/n}$ is affine and strictly increasing along a line segment in the direction of w . The vector w is parallel to the line that connects the vertices of the cones.

If there exists a constant $\beta \neq 0$ such that

$$g_{K,L}^{1/n}(a + tw) = g_{K,L}^{1/n} + t\beta, \quad (-1 \leq t \leq 1),$$

then there exist $v \in \mathbb{R}^n$ and $\lambda \in (0, 1]$ such that for all $t \in [-1, 1]$

$$(1.2) \quad K \cap (L + a + tw) = K'' \cap (L'' + tw).$$

Here,

$$K'' := \left\{ -\frac{1}{\lambda}v + t\left(x + \frac{1}{\lambda}v\right) \mid x \in K, t \geq 0 \right\},$$

$$L'' := \left\{ -\frac{1}{\lambda}(v-w) + t\left(x + \frac{1}{\lambda}(v-w)\right) \mid x \in L + a, t \geq 0 \right\}$$

are the convex cones with vertices $-\frac{1}{\lambda}v$ and $-\frac{1}{\lambda}(v-w)$ generated by K and $L + a$, respectively.

Since K'' and L'' are invariant under dilation from their vertices, we can rewrite Eq. (1.2) as

$$K \cap (L + a + tw) = (1 + t\lambda)(K'' \cap L'') + tv, \quad (-1 \leq t \leq 1),$$

see Section 5.

Eq. (1.2) implies that with every point in $\partial K \cap (L + a)$, the boundary of K contains a segment of the line that joins the point to the vertex of K'' . This condition is void if K contains L in its interior, so that $\partial K \cap (L + a)$ is empty. The corresponding statement holds for points in $K \cap \partial(L + a)$.

In combination, Theorems 2 and 3 refine Theorem 1 by providing a localized geometric view of situations where strict $1/n$ -concavity fails. We can recover Theorem 1, as follows: Under the assumptions of Theorem 1, both $\partial K \cap (L + a)$ and $K \cap \partial(L + a)$ are non-empty whenever $g(a) > 0$. By strict convexity, the boundaries of K and L contain no line segments of positive length. This means that neither Eq. (1.1) nor Eq. (1.2) can hold for any v, w with $w \neq 0$. Since the conclusions of Theorems 2 and 3 are not satisfied, $g^{1/n}$ is strictly concave on every line segment of positive length in its support.

Outline of the proofs. All three theorems rely on the characterization of the equality cases in the Brunn-Minkowski inequality (Section 2). A similar argument

(specialized to the case where K is symmetric and $L = K$) was used by Meyer, Reisner, and Schmuckenschläger to prove the result stated after Theorem 1. For the proof of Theorem 1, we exploit that by strict convexity, every element of $\partial K \cap \partial(L + x)$ is an extreme point of both K and $L + x$ (Section 3).

As a key step in the proof of Theorem 2, we show that under the stated assumptions, either the tangent planes to K at the portion of its boundary inside $L + a$ are tangent also to the cylinder K' (if $v \neq 0$), or the tangent planes to L at the portion of its boundary inside K are tangent to L' (if $v \neq w$), or both (Section 4). Obviously, this condition is void if K contains $L + a$ in its interior, or vice versa.

The proof of Theorem 3 proceeds in the same way. However, there the tangencies occur simultaneously between each of the sets K , $L + a$ and the corresponding cones K'' , L'' (Section 5).

The conclusions of Theorems 2 and 3 are rigid enough to yield useful sufficient conditions for strict $1/n$ -concavity. A few examples are discussed in Section 6.

2. PRELIMINARIES AND NOTATION

To fix terms, we recall some standard conventions. A **convex body** is a compact convex set $A \subset \mathbb{R}^n$ with non-empty interior. The body is **strictly** convex, if for any two distinct points x, y in A and every $t \in (0, 1)$, the convex combination $(1 - t)x + ty$ lies in the interior of A . We use the shorthand tA for the dilation of A by a factor $t > 0$, and $-A$ for its reflection through the origin. Similarly, $A + x$ denotes the translation of A by a vector $x \in \mathbb{R}^n$. A convex body B is **homothetic** to A if $B = tA + x$ for a suitable dilation and translation. Finally, $|A|$ denotes the volume of A , and ∂A its boundary.

The **Brunn-Minkowski inequality** states that for any pair of non-empty convex sets $A, B \subset \mathbb{R}^n$

$$(2.1) \quad |(1 - t)A + tB|^{1/n} \geq (1 - t)|A|^{1/n} + t|B|^{1/n} \quad (0 \leq t \leq 1),$$

in particular, if the left hand side is finite, then the right hand side is finite as well. Its equality cases will play a key role in our results.

Under the additional assumption that A, B are compact, Eq. (2.1) holds with equality for some $t \in (0, 1)$, if and only if either A and B are homothetic or at least one of them is a single point. In either case, all of the sets $(1 - t)A + tB$ for $0 < t < 1$ are homothetic.

We will frequently consider $t = 1/2$: For $C := \frac{1}{2}(A + B)$, the Brunn-Minkowski inequality takes the form

$$|C|^{1/n} \geq \frac{1}{2} (|A|^{1/n} + |B|^{1/n}),$$

with equality if and only if there exist $v \in \mathbb{R}^n$ and $\lambda \in [-1, 1]$ such that

$$(2.2) \quad A = (1 - \lambda)C - v, \quad B = (1 + \lambda)C + v.$$

The value of λ is determined by the volume ratio $|A| : |B|$, and the vector v by the distance vector between their barycenters.

The **cross covariogram** of two convex sets K, L , is defined by

$$(2.3) \quad g_{K,L}(x) := |K \cap (L + x)|, \quad x \in \mathbb{R}^n.$$

It is always well-defined, but may be $+\infty$ if K and L are unbounded.

Standing Hypothesis. To avoid trivialities, we generally assume that

- $n > 1$,
- $K, L \subset \mathbb{R}^n$ are non-empty closed convex sets,
- there is a point $a \in \mathbb{R}^n$ such that $0 < g_{K,L}(a) < \infty$.

These assumptions allow for arbitrary pairs of convex bodies, as well as for certain unbounded sets such as the cylinders and cones that were described in the introduction. The last condition demands that $K \cap (L + a)$ is a convex body for *some* choice of $a \in \mathbb{R}^n$. Since the cross covariogram is log-concave, it follows that it is proper and continuous, with $g_{K,L}(x) < \infty$ for *all* $x \in \mathbb{R}^n$. When there is no danger of confusion, we drop the subscripts and simply write g for the cross covariogram of K and L .

As mentioned in the introduction, the concavity properties of the cross covariogram are consequences of the Prékopa-Leindler inequality. For the convenience of the reader, the following lemma provides a short proof of the special case that we need here (corresponding to $\alpha = +\infty$, $\gamma = 1/n$ in [7, Corollary 3.5]).

Lemma 2.1 ($1/n$ -concavity). *Let g be the cross covariogram of a pair of convex sets $K, L \subset \mathbb{R}^n$ that satisfy the standing hypothesis. Then $g^{1/n}$ is concave on its support.*

Proof. We need to show that

$$(2.4) \quad g^{1/n}((1-t)x_0 + tx_1) \geq (1-t)g^{1/n}(x_0) + tg^{1/n}(x_1)$$

for every pair of points x_0, x_1 in the support of g , and all $t \in [0, 1]$.

For $t \in [0, 1]$ set $x_t := (1-t)x_0 + tx_1$ and consider the convex sets

$$S_t := K \cap (L + x_t).$$

Since x_0, x_1 lie in the support of g , both S_0 and S_1 are non-empty. By construction, $g(x_t) = |S_t|$. Observe that

$$(2.5) \quad S_t \supset (1-t)S_0 + tS_1,$$

since the right hand side is contained in $(1-t)K + tK = K$ by convexity of K , and also in $(1-t)(L + x_0) + t(L + x_1) = L + x_t$ by convexity of L . Therefore,

$$(2.6) \quad |S_t| \geq |(1-t)S_0 + tS_1|.$$

By the Brunn-Minkowski inequality,

$$(2.7) \quad |(1-t)S_0 + tS_1|^{1/n} \geq (1-t)|S_0|^{1/n} + t|S_1|^{1/n}$$

for all $t \in [0, 1]$. We combine Eqs. (2.6) and (2.7) and recall that $g(x_t) = |S_t|$ to arrive at Eq. (2.4). \square

Lemma 2.2 (Equality conditions). *In the setting of Lemma 2.1, suppose that equality holds in Eq. (2.4) for some $t \in (0, 1)$ and some $x_0 \neq x_1$ such that $g(x_0)$ and $g(x_1)$ are positive. Set $x_t := (1-t)x_0 + tx_1$. Then $K \cap (L + x_0)$, $K \cap (L + x_1)$, and $K \cap (L + x_t)$ are homothetic.*

Proof. Equality in Eq. (2.4) implies that the inclusion relation (2.5) is an identity,

$$S_t = (1-t)S_0 + tS_1,$$

and Eq. (2.7) holds with equality. The claim now follows from the characterization of the equality cases in the Brunn-Minkowski inequality. \square

Since $g^{1/n}$ is concave on its support, equality in Eq. (2.4) for some $t \in (0, 1)$ implies that g is affine on the line segment that connects x_0 to x_1 . By Lemma 2.2 there exist a convex body $C \subset \mathbb{R}^n$ such that

$$K \cap (L + x_t) = \gamma_t C + v_t,$$

where $v_t \in \mathbb{R}^n$ and $\gamma_t \geq 0$ are affine functions of t . The next lemma concerns the special case of a line segment centered at the origin.

Lemma 2.3 (Consequences of Lemma 2.2). *Let $g := g_{K,L}$ be the cross covariogram of a pair of bodies satisfying the standing hypothesis, and let w be a non-zero vector such that $\pm w$ lies in the support of g . If*

$$g^{1/n}(0) = \frac{1}{2} (g^{1/n}(-w) + g^{1/n}(w)) > 0,$$

then there exist $v \in \mathbb{R}^n$ and $\lambda \in [-1, 1]$ such that

$$(2.8) \quad (1+t\lambda)(K \cap L) = (K - tv) \cap (L + t(w-v)), \quad (-1 \leq t \leq 1).$$

Proof. Since $g(0) > 0$, the intersection $K \cap L$ has non-empty interior. Since g is affine and nonnegative on the line segment, it is positive except possibly at one endpoint. Lemma 2.2 implies that the sets $K \cap (L + tw)$ are homothetic for $-1 < t < 1$. This means that there exists $v \in \mathbb{R}^n$ and $\lambda \in [-1, 1]$ such that

$$K \cap (L + tw) = (1+t\lambda)(K \cap L) + tv, \quad (-1 \leq t \leq 1),$$

see Eq. (2.2). Note that v and λ are uniquely determined by our choice of $K \cap L$ as the reference body. Eq. (2.8) follows upon translation by $-tv$ and switching sides. \square

The geometric implications of Eq. (2.8) for the shape of K and L will be discussed in Lemma 4.1 (for $\lambda = 0$) and Lemma 5.1 (for $\lambda > 0$) below. We end this section with a simple observation that will play a role in the proof of Theorem 1.

Lemma 2.4 (Intersection of boundaries). *Let $K, L \subset \mathbb{R}^n$ be closed convex sets such that $K \cap L$ is compact and non-empty. For $n > 1$, if $\partial K \cap \partial L$ is empty, then one of the bodies contains the other in its interior.*

Proof. Suppose that $K \cap L \neq \emptyset$ but $\partial K \cap \partial L = \emptyset$. We will argue that either K contains L in its interior, or vice versa.

Consider first the case where the interior of $K \cap L$ is non-empty, and assume (by translation) that it contains the origin. The boundary of the convex body $K \cap L$ is homeomorphic to the unit sphere in \mathbb{R}^n , which is connected for $n > 1$. On the other hand, $\partial(K \cap L)$ is a union two closed sets,

$$\partial(K \cap L) = (\partial K \cap L) \cup (K \cap \partial L)$$

whose intersection equals $\partial K \cap \partial L = \emptyset$. By connectedness, one of them is empty. If $\partial K \cap L = \emptyset$ then every ray emanating from the origin meets ∂L strictly before it meets ∂K . In this case L is contained in the interior of K . If, instead, $K \cap \partial L = \emptyset$ then K is contained in the interior of L .

In the case where $K \cap L$ has no interior, $\partial(K \cap L) = K \cap L$ is convex, hence connected, and we have the same conclusion. □

3. STRICTLY CONVEX BODIES

Proof of Theorem 1. Let g be the cross covariogram of two strictly convex bodies K, L in \mathbb{R}^n . Under the assumption that $\max g < \min\{|K|, |L|\}$, we want to show that $g^{1/n}$ is strictly concave on its support.

Suppose, for the contrary, that $g^{1/n}$ is affine along some line segment of positive length,

$$(3.1) \quad g^{1/n}(a \pm w) = \frac{1}{2} (g^{1/n}(a - w) + g^{1/n}(a + w)) .$$

Here, a is the midpoint of the line segment, and $w \neq 0$ is twice the distance vector between its endpoints. By translating L we may take $a = 0$. By strict convexity of the sets K and L , the origin lies in the interior of $K + (-L)$, where g is strictly positive. It follows from Lemma 2.3 that Eq. (2.8) holds for some $v \in \mathbb{R}^n$ and $\lambda \in [-1, 1]$. We will show that necessarily $w = 0$, contrary to the choice of w .

Since $0 < g(0) < \min\{|K|, |L|\}$ and $n > 1$, by Lemma 2.4 there exists a point $z \in \partial K \cap \partial L$. We express this point as a convex combination in two ways,

$$\begin{aligned} z &= \frac{1}{2}((1 - \lambda)z - v) + \frac{1}{2}((1 + \lambda)z + v) \\ &= \frac{1}{2}((1 - \lambda)z - (v - w)) + \frac{1}{2}((1 + \lambda)z + (v - w)). \end{aligned}$$

By Eq. (2.8), the points $z \pm (\lambda z + v)$ lie in K , while $z \pm (\lambda z + (v - w))$ lie in L . Since z is an extreme point of both K and L by the assumption of strict convexity,

these convex combinations are trivial, that is, $v = w - v = 0$. This proves that strict $1/n$ -concavity cannot fail on a line segment of positive length. \square

It is clear from the proof that the assumptions of Theorem 1 can be relaxed in various ways. The conclusions remain valid for any pair of convex sets that satisfies the standing hypothesis, so long as neither set contains a translate of the other. It follows from Lemma 2.4 that $\partial K \cap \partial(L + x) \neq \emptyset$ on the support of g .

In the case where $\max g = \min\{|K|, |L|\}$, strict convexity of K and L still implies *local* strict concavity of $g^{1/n}$ in the neighborhood of any point x with $0 < g(x) < \min\{|K|, |L|\}$.

4. $g_{K,L}$ CONSTANT ON A LINE SEGMENT

Let K, L be convex sets satisfying the standing hypothesis. In this section, we consider the situation where their cross covariogram g equals a positive constant along a line segment with endpoints $a \pm w$. This is related to the cylindrical scenario described in the introduction. As in Section 3, we take $a = 0$.

Let $\lambda = 0$. For $v \notin \{0, w\}$, Lemma 2.3 guarantees that

- the line segment with endpoints $z \pm v$ lies in K , and
- the line segment with endpoints $z \pm (v - w)$ lies in L ,

see Eq. (2.8) with $\lambda = 0$. If $v = 0$ or $v = w$, the corresponding segment degenerates to a point.

The next lemma describes the first alternative in terms of the cylinder in the direction of v generated by K . Note that its conclusion holds vacuously also for $v = 0$, where $K' = K$.

Lemma 4.1. *Assume that $K \cap L \neq \emptyset$, and let $v \neq 0$ be a vector in \mathbb{R}^n . If $z \pm v \in K$ for every $z \in K \cap L$, then $K \cap L = K' \cap L$, where*

$$K' := \{x + tv \mid x \in K, t \in \mathbb{R}\}$$

is the cylinder in the direction of v generated by K .

Proof. By construction, $K \subset K'$, and hence $(K \cap L) \subset (K' \cap L)$.

For the reverse inclusion, consider the complement of K in L . If $L \setminus K = \emptyset$, we are done. Otherwise let $z \in L \setminus K$, and choose $y \in K \cap L$. The line from z to y intersects $\partial K \cap L$ in some point, z' . Let H be a supporting hyperplane for K at z' .

Since K contains the line segment with endpoints $z' \pm v$, the same is true for H . Therefore every line in the direction of v lies either in H , or in one of the two half-spaces. It follows that H strictly separates z from K' . Since z was arbitrary, this proves that $(L \setminus K) \subset (L \setminus K')$, that is, $(K \cap L) \supset (K' \cap L)$. \square

Proof of Theorem 2. By assumption, the covariogram g is constant and strictly positive on some line segment with endpoints $a \pm w$. Using a suitable translation, we take $a = 0$.

By Lemma 2.3 there exists $v \in \mathbb{R}^n$ such that $K \cap L$ is a subset of both $K - tv$ and $L + t(w - v)$ for every $t \in [-1, 1]$. Note that $\lambda = 0$ in Eq. (2.8), because g is constant on the line segment. By construction of K' and L' , we have the chain of inclusions

$$(4.1) \quad K \cap L \subset (K - sv) \cap (L + t(w - v)) \subset K' \cap L'$$

for all $s, t \in [-1, 1]$.

Since $g(0) > 0$, the intersection $K \cap L$ is non-empty. We apply Lemma 4.1 twice (once as stated, and the second time with L, K' , and $v - w$ in place of K, L , and v) to see that

$$K \cap L = K' \cap L = K' \cap L'.$$

Thus the three intersections in Eq. (4.1) are equal. In particular,

$$(4.2) \quad (K - sv) \cap (L + t(w - v)) = K' \cap L', \quad (-1 \leq s, t \leq 1).$$

To complete the proof, we set $s = t$ and translate by tv . On the right hand side we use that $K' + tv = K'$ and $L' + tv = L' + tw$ by the translation symmetries of K' and L' . This proves Eq. (1.1) \square

Remark 4.2. As a consequence of Eq. (4.2), g is constant on the convex hull of the points $a \pm v \pm (w - v)$. If $v \notin \{0, w\}$, this is a non-degenerate parallelogram.

5. $g_{K,L}^{1/n}$ NON-CONSTANT AFFINE ON A LINE SEGMENT

Let K, L be convex sets satisfying the standing hypothesis, whose cross covariogram, g , is affine (and non-constant) on a line segment. We relate this situation to the two-cones scenario described in the introduction. As before, we center the line segment at the origin.

If g is affine and strictly increasing on the line segment from $-w$ to w , then Lemma 2.3 guarantees that there exist $v \in \mathbb{R}^n$ and $\lambda \in (0, 1]$ such that

- the line segment with endpoints $z \pm (\lambda z + v)$ lies in K , and
- the line segment with endpoints $z \pm (\lambda z + (v - w))$ lies in L ,

see Eq. (2.8). These segments lie on lines passing through $-\frac{1}{\lambda}v$ and $\frac{1}{\lambda}(w - v)$, respectively. The next lemma describes these families of lines in terms of convex cones.

Lemma 5.1. *Assume that $K \cap L \neq \emptyset$. Let v be a vector in \mathbb{R}^n and $\lambda \in (0, 1]$. If $z \pm (\lambda z + v) \in K$ for every $z \in K \cap L$, then $K \cap L = K'' \cap L$, where*

$$K'' := \left\{ -\frac{1}{\lambda}v + t(x + \frac{1}{\lambda}v) \mid x \in K, t \geq 0 \right\}$$

is the cone with vertex $-\frac{1}{\lambda}v$ generated by K .

Proof. We proceed in the same way as for Lemma 4.1. Note that a supporting hyperplane for K at any point in $(\partial K) \cap L$ contains a segment of a line through the vertex $-\frac{1}{\lambda}v$. Such a hyperplane is also a supporting hyperplane for K'' . \square

Proof of Theorem 3. By assumption g is affine and non-constant on some line segment with endpoints $a \pm w$, where $w \neq 0$. We translate L so that $a = 0$; switching the endpoints, if necessary, we take g to be strictly increasing.

Lemma 2.3 says that there exist $v \in \mathbb{R}^n$ and $\lambda > 0$ such that

$$(1 + t\lambda)(K \cap L) = ((K - tv) \cap (L + t(w - v))) \quad (-1 \leq t \leq 1).$$

Since $K \subset K''$ and $L + a \subset L''$, this is contained in $(K'' - tv) \cap (L'' - t(w - v))$. Using the symmetry of the cones under dilation from the vertices,

$$(1 + t\lambda)K'' = K'' - tv, \quad (1 + t\lambda)L'' = L'' + t(w - v) \quad (t \geq 0),$$

we have that

$$(5.1) \quad K \cap L = (1 + t\lambda)^{-1}((K - tv) \cap (L + t(w - v))) \subset K'' \cap L''$$

for all $t \in [-1, 1]$. Since $g(0) > 0$, the intersection $K \cap L$ is non-empty. Applying Lemma 5.1 twice, we see that

$$K \cap L = K'' \cap L = K'' \cap L'',$$

which means that the inclusion relation in Eq. (5.1) is an equality. Recalling the symmetry properties, we multiply by $(1 + t\lambda)$ and translate by tv to obtain Eq. (1.2). \square

6. EXAMPLES

In the case of origin-symmetric bodies, we have the following necessary and sufficient condition for strict $1/n$ -concavity:

Corollary 6.1 (of Theorem 1). *Let $K, L \subset \mathbb{R}^n$ be origin-symmetric, strictly convex bodies of dimension $n > 1$. Their cross covariogram $g_{K,L}$ is strictly $1/n$ -concave on its support, if and only if $\partial K \cap \partial L \neq \emptyset$.*

Proof. (\Leftarrow): Choose $z \in \partial K \cap \partial L$, and proceed as in the proof of Theorem 1.

(\Rightarrow): If $\partial K \cap \partial L = \emptyset$, then by Lemma 2.4 then one of the bodies (say, K) contains the other (L) in its interior. This is Scenario (1), where $g_{K,L}$ has a plateau at the top. \square

We next show how to remove the symmetry assumption from the result of Meyer, Reisner, Schmuckenschläger [15, Prop. 2.2] that was stated in the introduction. Since Corollary 6.2 excludes Scenarios (1) and (2), it implies that $g_{K,-K}$ is strictly α -concave for all $\alpha < 1/n$ on the interior of its support. (Note that the support of $g_{K,-K}$ equals $2K$, which is strictly convex if and only if K itself is strictly convex.) On the other hand, Scenario (3) commonly occurs for $g_{K,-K}$, e.g. when K is a polytope.

Corollary 6.2 (of Theorem 2). *Let $K \subset \mathbb{R}^n$ be a closed convex set, $-K$ its reflection through the origin, and $g_{K,-K}$ their cross covariogram. If the pair $(K, -K)$ satisfies the standing hypothesis, then the level sets*

$$\{x \in \mathbb{R}^n \mid g_{K,-K}(x) \geq h\}, \quad (0 < h < \max g_{K,-K})$$

are strictly convex. Moreover, $g_{K,-K}$ attains its maximum at a unique point.

Proof. Suppose that the level set of g at some height $h \in (0, |K|]$ contains a line segment with endpoints $a \pm w$, where $w \neq 0$. Translating K by $-\frac{1}{2}a$, we take $a = 0$.

Since $g(x) \equiv h > 0$ along the line segment, we can apply Theorem 2 with $L = -K$ to see that there exists a vector v such that

$$K \cap (-K + tw) = K' \cap (-K' + tw) = K \cap (-K) + tv$$

for all $t \in [-1, 1]$. Here, K' and L' are the cylinders defined in Theorem 2, with $L = -K$. After subtracting $\frac{t}{2}w$ on both sides, we observe that the left hand side has become symmetric through the origin, and infer that $v = \frac{1}{2}w$.

It follows that every supporting hyperplane for K at a point in $\partial K \cap (-K)$ contains a segment in the direction of w . By symmetry, the same is true for points in $K \cap \partial(-K)$. In summary, every point in $\partial(K \cap (-K))$ has a supporting hyperplane with normal in w^\perp . Since the image of its Gauss map lies in the hyperplane w^\perp , we conclude that $K \cap (-K)$ has no interior, contrary to the assumption that $g > 0$ on the line segment. \square

Finally, we consider the special case of the covariogram of two sets, one of which is strictly convex. It turns out that Scenario (3) cannot occur, and the only obstructions to strict $1/n$ -concavity are Scenario (1), and Scenario (2) with $v = w$ (see the left images in Figs. 1 and 2).

Corollary 6.3 (of Theorems 2 and 3). *Let K, L be convex sets, and $g := g_{K,L}$ their cross covariogram. Assume in addition to the standing hypothesis that L is strictly convex. If $g^{1/n}$ is affine and not identically zero on some line segment with endpoints $a \pm w$, then it is constant on that line segment, and*

$$K \cap (L + a + tw) = K' \cap (L + a + tw), \quad (-1 \leq t \leq 1),$$

where K' is the cylinder in the direction of w generated by K . In particular, for every $z \in (\partial K) \cap (L + a)$, the boundary of K contains the line segment with endpoints $z \pm w$.

REFERENCES

1. S. Artstein-Avidan, D. I. Florentin, and A. Segal, *Functional Brunn-Minkowski inequalities induced by polarity*, Adv. Math. **364** (2020), 107006, 19.
2. G. Averkov and G. Bianchi, *Confirmation of Matheron's conjecture on the covariogram of a planar convex body*, Journal of the European Mathematical Society **11** (2009), no. 6, 1187–1202.
3. K.M. Ball and K.J. Böröczky, *Stability of the Prékopa–Leindler inequality*, Mathematika **56** (2010), no. 2, 339–356.
4. G. Bianchi, R.J. G., and M. Kiderlen, *Phase retrieval for characteristic functions of convex bodies and reconstruction from covariograms*, J. Amer. Math. Soc. **24** (2011), no. 2, 293–343.
5. C. Borell, *Convex set functions in d -space*, Periodica Mathematica Hungarica **6** (1975), no. 2, 111–136.
6. K.J. Böröczky, A. Figalli, and J. Ramos, *A quantitative stability result for the Prékopa–Leindler inequality for arbitrary measurable functions*, Annales de l'Institut Henri Poincaré C **41** (2023), no. 3, 565–614.
7. H. J. Brascamp and E. H. Lieb, *On extensions of the Brunn-Minkowski and Prékopa-Leindler theorems, including inequalities for log concave functions, and with an application to the diffusion equation*, J. Functional Analysis **22** (1976), no. 4, 366–389.
8. D. Bucur and I. Fragala, *Lower bounds for the Prékopa-Leindler deficit by some distances modulo translations*, J. Convex Anal **21** (2014), no. 1, 289–305.
9. S. Dubuc, *Critères de convexité et inégalités intégrales*, Annales de l'Institut Fourier **27** (1977), no. 1, 135–165.
10. B. Galerne and R. Lachieze-Rey, *Random measurable sets and covariogram realizability problems*, Advances in Applied Probability **47** (2015), no. 3, 611–639.
11. J. Haddad, *A Rogers–Brascamp–Lieb–Luttinger inequality in the space of matrices*, preprint arXiv:2309.13298 (2023), 17 pages.
12. L. Leindler, *On a certain converse of Hölder's inequality. II*, Acta Sci. Math. (Szeged) **33** (1972), no. 3-4, 217–223.
13. G. Matheron, *Random Sets and Integral Geometry*, John Wiley & Sons, 1975.
14. Robert John McCann, *A convexity theory for interacting gases and equilibrium crystals*, Ph.D. Thesis, Princeton University, 1994.
15. M. Meyer, S. Reisner, and M. Schmuckenschläger, *The volume of the intersection of a convex body with its translates*, Mathematika **40** (1993), no. 2, 278–289.
16. P. Pivovarov and J. Rebollo Bueno, *A stochastic Prékopa–Leindler inequality for log-concave functions*, Communications in Contemporary Mathematics **23** (2021), no. 02, 2050019.
17. A. Prékopa, *On logarithmic concave measures and functions*, Acta Sci. Math. (Szeged) **34** (1973), 335–343.

(G.B.) UNIVERSITÀ DI FIRENZE, DIPARTIMENTO DI MATEMATICA E INFORMATICA 'ULISSE DINI', VIALE MORGAGNI 67/A, 50139, FIRENZE, ITALY.

Email address: gabriele.bianchi@unifi.it

(A.B.) UNIVERSITY OF TORONTO, DEPARTMENT OF MATHEMATICS, 40 ST. GEORGE STREET, RM. 2190, TORONTO, ON M5S 2E4, CANADA.

Email address: almut@math.toronto.edu

(L.L.) UNIVERSITY OF TORONTO, DEPARTMENT OF MATHEMATICS, 40 ST. GEORGE STREET, RM. 2190, TORONTO, ON M5S 2E4, CANADA.

Email address: lawrence.lin049@gmail.com