
Subject or Style: Adaptive and Training-Free Mixture of LoRAs

Jia-Chen Zhang

School of Electronic and Electrical Engineering
Shanghai University of Engineering Science
m325123603@sues.edu.cn

Yu-Jie Xiong

School of Electronic and Electrical Engineering
Shanghai University of Engineering Science
xiong@sues.edu.cn

Abstract

Fine-tuning models via Low-Rank Adaptation (LoRA) demonstrates remarkable performance in subject-driven or style-driven generation tasks. Studies have explored combinations of different LoRAs to jointly generate learned styles and content. However, current methods struggle to balance the original subject and style, and often require additional training. Recently, K-LoRA proposed a training-free LoRA fusion method. But it involves multiple hyperparameters, making it difficult to adapt to all styles and subjects. In this paper, we propose EST-LoRA, a training-free adaptive LoRA fusion method. It comprehensively considers three critical factors: Energy of matrix, Style discrepancy scores and Time steps. Analogous to the Mixture of Experts (MoE) architecture, the model adaptively selects between subject LoRA and style LoRA within each attention layer. This integrated selection mechanism ensures balanced contributions from both components during the generation process. Experimental results show that EST-LoRA outperforms state-of-the-art methods in both qualitative and quantitative evaluations and achieves faster generation speed compared to other efficient fusion approaches. Our code is publicly available at: <https://anonymous.4open.science/r/EST-LoRA-F318>.

1 Introduction

Diffusion models achieve high-quality sample generation by learning the distribution of target data and have demonstrated impressive performance in fields such as images, audio, and video [1, 2, 3]. With the emergence of various personalization methods, including StyleDrop [4] and DreamBooth [5], the flexibility of generative models has been significantly enhanced. Among these, LoRA enables personalized generation with only a few images of a specific subject or style [6]. It freezes the parameters of the base model and learns two low-rank incremental matrices A and B . The plug-and-play feature and resource-efficient design of LoRA make it widely adopted.

Style transfer aims to combine the subject information of a content image with artistic features (e.g., Impressionist brushstrokes, ink wash rendering) from a style image to generate novel outputs that integrate both characteristics [7, 8, 9]. As LoRA-based personalization grows in popularity, researchers have begun exploring the fusion of LoRA weights [10, 11]. However, directly applying LoRA to style transfer faces two critical challenges: 1) Generating a specific subject within a particular style often lacks sufficient training data, as obtaining images of a specific subject under a target style for personalized training is typically impractical. 2) Existing pre-trained LoRA weights for

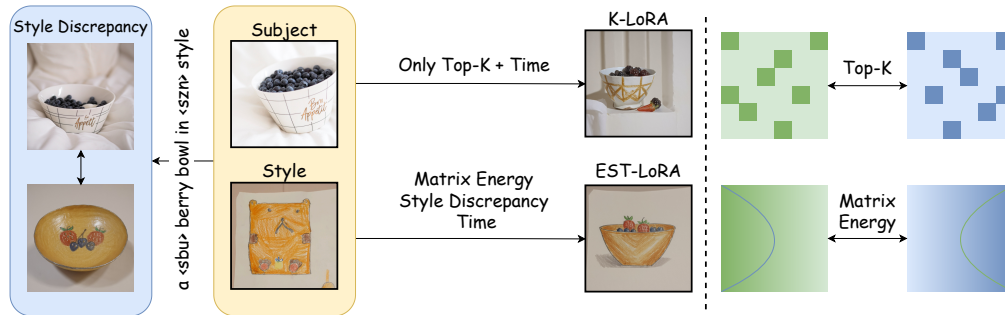


Figure 1: A simple demonstration of the difference between EST-LoRA and K-LoRA. EST-LoRA selects different LoRAs for inference based on Matrix Energy, Style Discrepancy Scores, and Time-Step, without requiring any training.

specific subjects and styles already exist, and retraining them would result in significant computational redundancy.

Early studies employed variable coefficient grid search followed by subjective human evaluations to identify optimal combination strategies, but this approach is extremely time-consuming [12]. Subsequently, ZipLoRA proposed a low-parameter method to determine suitable fusion ratios through minimal training [13]. B-LoRA facilitates style transfer using only two attention modules [14]. K-LoRA proposes a selection-based strategy that dynamically chooses between Subject LoRA and Style LoRA based on the Top-K of the target LoRA at different time steps during inference [15], as shown in Figure 1. However, methods relying solely on time steps and hyperparameter selection struggle to perform consistently across all scenarios, resulting in poor generalizability.

Therefore, to address the issues of high resource consumption and poor generalization ability in existing models, this paper proposes a training-free style transfer method based on LoRA fusion, dubbed EST-LoRA. It jointly selects LoRA weights based on matrix energy, style discrepancy scores, and time steps. Notably, EST-LoRA requires only a single hyperparameter to achieve training-free arbitrary LoRA fusion, whereas K-LoRA requires two hyperparameters, one of which needs to be adjusted for different LoRAs. Our contributions are summarized as follows:

- We propose EST-LoRA, a simple and novel style transfer method that achieves training-free performance by adaptively selecting the appropriate target LoRA. Compared to other training-free baseline methods, it achieves a 5% improvement in performance and a 30% increase in speed.
- We comprehensively integrate three key factors influencing style transfer quality: style discrepancy scores, matrix energy, and time steps. This enables adaptive generalization across arbitrary styles or subjects.
- Extensive experiments demonstrate that EST-LoRA outperforms existing baselines in both performance and speed.

2 Related work

Image-based style transfer is a research field that dates back at least two decades [16, 17]. CNN-based methods have made significant progress in arbitrary style transfer [7, 18, 19]. Generative models such as GANs have also been employed as prior models for image stylization tasks [20, 21, 22, 23]. Recently, many GAN-based methods have successfully achieved one-shot stylization by fine-tuning pretrained GANs on given reference styles.

Since the emergence of diffusion models, the field of Text-to-Image (T2I) generation has undergone remarkable advancements. Diffusion models, with their robust generative capabilities and capacity to model complex data distributions, have rapidly become a mainstream approach for image generation tasks, demonstrating exceptional performance [1, 2, 3]. However, challenges persist in generating images with specific subjects or styles. Recent studies have introduced various methods to fine-tune

large-scale T2I diffusion models. Works such as [24, 5, 25] adapt models to new tasks by adjusting their original parameters. DreamArt [25] achieves self-supervised training through joint positive and negative embeddings, while LoRA [6] and StyleDrop [4] enable style personalization via low-rank incremental matrices and a small subset of weights, respectively. Among these, LoRA is widely adopted due to its plug-and-play nature and full freezing of the base model parameters.

As an increasing number of stylistically diverse LoRA weights become publicly available, researchers have begun exploring combinations of different LoRA modules to achieve style fusion and transfer. Early methods focused on training new LoRA modules from scratch based on original LoRA configurations, but this approach remains computationally expensive for users. Recent efforts have shifted toward resource-efficient fusion strategies. For instance, [26] employs gating functions to combine multiple LoRAs, while ZipLoRA freezes all LoRA weights and the base model, training only a minimal set of parameters to compute weighted sums of original LoRAs [13]. B-LoRA [14] decouples subject and style representations by training two core attention modules within the LoRA framework. K-LoRA compares LoRA matrix importance through Top-K parameter selection and controls significance scores via hyperparameters and time steps, achieving training-free fusion [15]. However, these methods exhibit limited generalization across style disparities due to reliance on fixed hyperparameters and manual tuning. In contrast, our method comprehensively considers style discrepancy scores, matrix energy, and time steps to enable adaptive, training-free style transfer for arbitrary style differences.

3 Method

3.1 Diffusion model

Diffusion Model represents a significant breakthrough in the field of generative models in recent years. It models data distributions through a gradual denoising mechanism, with its core idea originating from the diffusion process in non-equilibrium thermodynamics. The essence of the Diffusion Model comprises two key components: the forward noising process and the reverse generative process. The forward diffusion process is defined by a Markov chain, where the addition of noise at each step can be expressed as:

$$q(\mathbf{x}_t | \mathbf{x}_{t-1}) = \mathcal{N}(\mathbf{x}_t; \sqrt{1 - \beta_t} \mathbf{x}_{t-1}, \beta_t \mathbf{I}), \quad (1)$$

where β_t is the predefined noise variance, and \mathbf{x}_t represents the noisy data at step t . After T steps of diffusion, the data approaches a standard Gaussian distribution. The reverse generative process, on the other hand, uses a neural network to predict the noise or data, progressively reconstructing the sample.

3.2 Matrix energy

In the field of deep learning model parameter optimization, the distribution characteristics of matrix energy significantly influence model performance. Previous studies have shown that selecting the Top-K elements from a matrix for feature extraction can effectively preserve model performance [13, 15]. However, this strategy exhibits notable limitations in visual generation tasks such as style transfer. Ablation experiments presented in Figure 2 demonstrate that retaining only the largest singular value preserves the basic image structure but results in the loss of fine texture details. In contrast, completely removing the largest singular value leads to significant distortion of the overall style. This observation supports the key finding of study [27, 28]: the largest singular value dominates global semantic representation, while the set of secondary singular values collectively determines the quality of local texture features.




Figure 2: Illustration of the impact of different matrix pruning strategies on the generation results. (a) The original generation result serves as the control. (b) The generation result after pruning the largest values in the matrix. (c) The generation result after pruning the largest singular values.

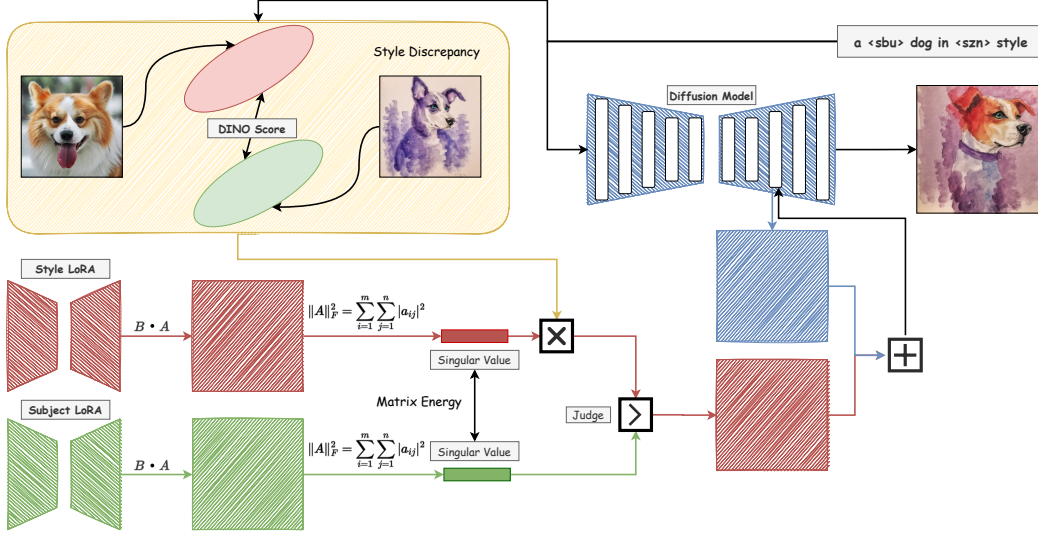


Figure 3: Overview of the proposed EST-LoRA. Before inference begins, EST-LoRA generates one image each using the target Subject LoRA and Style LoRA with the same prompt to evaluate the Style discrepancy. During inference, EST-LoRA selects the activated LoRA weights based on the Energy of matrix, Style discrepancy scores and Time steps.

It is worth noting that traditional matrix energy evaluation methods based on singular value decomposition (SVD) face significant computational bottlenecks. The time complexity of SVD operations is $O(n^3)$, which often exceeds the practical computational budget in high-resolution image processing scenarios. To address this efficiency challenge, the EST-LoRA framework proposed in this study introduces the Frobenius norm as an alternative metric. The Frobenius norm is defined as the Euclidean norm of all matrix elements, and its mathematical expression is given by:

$$\|A\|_F = \sqrt{\sum_{i=1}^m \sum_{j=1}^n |a_{ij}|^2}, \quad (2)$$

This norm offers three key advantages: (1) its computational complexity is only $O(mn)$, representing a reduction by an order of magnitude compared to SVD; (2) mathematically, it equals the sum of squares of all singular values:

$$\|A\|_F^2 = \sum_{i=1}^m \sum_{j=1}^n |a_{ij}|^2 = \text{Tr}(A^\top A) = \sum_{i=1}^r \sigma_i^2, \quad (3)$$

$\text{Tr}(\cdot)$ denotes the trace. σ_i represents the i -th singular value of matrix A . Thus effectively reflecting the overall energy distribution of the matrix; (3) it does not require explicit computation of eigenvectors, thereby avoiding the additional cost associated with orthogonal basis transformation.

3.3 EST-LoRA

This section systematically outlines the core workflow of the EST-LoRA framework. As illustrated in Figure 3, our approach first employs identical prompts to drive two models separately configured with topic LoRA and style LoRA modules. These models generate two distinct images under a unified random seed specification. The architecture incorporates a pre-trained DINO-ViT16 model [29], which quantifies stylistic discrepancies between generated images through a dedicated Style discrepancy scoring mechanism:

$$D_{(s,c)} = \text{Discrepancy}_{(\text{Style}, \text{Content})} = \|\Phi_{\text{DINO}}(\text{Style}) - \Phi_{\text{DINO}}(\text{Content})\|_F^2 \quad (4)$$

During the denoising phase of the diffusion process, our method leverages the Mixture-of-Experts (MoE) paradigm to adaptively select between subject LoRA and Style LoRA modules in each attention layer, rather than merging LoRA matrices which would compromise their original information.

Algorithm 1: EST-LoRA Inference Procedure

Input: \mathcal{P} : Shared prompt for dual LoRA modules;
 T : Total diffusion time steps;
 $\mathcal{L}_c, \mathcal{L}_s$: Content/Style LoRA modules;
 α : Time-step weight hyperparameter;
Output: \mathbf{x}_0 : Generated image with fused LoRA attributes;
// Compute style discrepancy
Initialize noisy image $\mathbf{x}_T \sim \mathcal{N}(0, \mathbf{I})$;
Generate dual images \mathbf{x}_c and \mathbf{x}_s ;
Compute style discrepancy via DINO-ViT16 [29] as 4;
// Start inference
for timestep t from T to 1 **do**
 Calculate adaptation factor γ as 5;
 Evaluate LoRA energy metrics E_S and E_C ;
 Adaptive selection as 8;
 Update attention layers with selected ΔW ;
 Perform denoising step: $\mathbf{x}_{t-1} \leftarrow \text{DiffusionStep}(\mathbf{x}_t, \Delta W)$;
end
Return Final image \mathbf{x}_0 .

However, conventional MoE architectures incorporate a trainable gating function for expert allocation across layers. The critical challenge lies in transforming this mechanism into a training-free adaptive gate capable of dynamically accommodating arbitrary subject-content pairs and style configurations. Based on recent studies [30, 31, 15], we find that during image generation, earlier time steps emphasize content reconstruction whereas subsequent stages gradually enhance texture and style attributes. To align with the identified patterns in our research, EST-LoRA introduces a Linear Adaptation Factor γ into the LoRA module selection mechanism. This approach ensures that the model prioritizes content reconstruction during initial diffusion stages while progressively emphasizing texture and detail restoration in subsequent denoising phases:

$$\gamma = \alpha \cdot \frac{time(now)}{time(all)} + (1 - D_{(s,c)}), \quad (5)$$

where $time(now)$ denotes the current time step, and $time(all)$ represents the total number of time steps required for the complete generation. α are hyperparameters. $(1 - D_{(s,c)})$ acts as an adaptive prior. When the style discrepancy between the fused LoRAs is large, the value of $(1 - D_{(s,c)})$ increases adaptively, causing the target style LoRA to be assigned a higher selection weight at an earlier stage. Conversely, when the styles of the fused LoRAs are similar, the value of $(1 - D_{(s,c)})$ decreases, leading to the target style being selected later and less frequently. This mechanism endows EST-LoRA with strong scalability and robustness, enabling it to effectively handle LoRAs with varying degrees of stylistic differences. The final selection mechanism for the Subject LoRA and Style LoRA is as follows:

$$E_S = \|W_S\|_F^2, \quad (6)$$

$$E_C = \|W_C\|_F^2, \quad (7)$$

$$C(E_C, E_S) = \begin{cases} \Delta W_c, & \text{if } S_c \geq \gamma \cdot S_s \\ \Delta W_s, & \text{otherwise} \end{cases} \quad (8)$$

where W_c and W_s represent the Content and Style LoRA Weight. For a clearer understanding of our approach, we present the inference procedure of EST-LoRA in Algorithm 1.

4 Experiment

4.1 Experimental settings

Datasets. Following the previous experimental setup, we conducted tests by training local LoRA under the conditions of $r = 8$, epochs= 50, and learning rate= $5e - 5$. For subject LoRA, we employed the Dreambooth [5] dataset containing 4 – 5 images per subject category. For style LoRA,

Table 1: Comparison of Methods and Results

Method	Style Sim	Clip Score	CLIP \pm	DINO Score
Direct	48.90%	66.60%	17.70%	43.00%
Joint	68.20%	57.50%	10.70%	17.40%
B-LoRA	58.00%	63.80%	5.80%	30.60%
ZipLoRA	60.40%	64.40%	4.00%	35.70%
K-LoRA				
Berry Bowl	57.61%	70.03%	/	19.46%
Can	54.48%	61.04%	/	24.41%
Clock	60.40%	79.32%	/	21.59%
Dog	64.22%	75.96%	/	35.50%
Monster Toy	57.91%	71.35%	/	31.08%
Poop Emoji	54.96%	78.32%	/	25.95%
Rc Car	57.69%	76.38%	/	24.67%
Red Cartoon	58.09%	70.49%	/	32.28%
Cat	66.37%	78.82%	/	33.00%
Average	59.10%	73.50%	14.40%	27.50%
Ours				
Berry Bowl	57.80%	69.21%	/	23.41%
Can	61.90%	53.75%	/	34.25%
Clock	64.34%	73.82%	/	31.11%
Dog	65.93%	71.63%	/	38.02%
Monster Toy	58.74%	71.38%	/	29.88%
Poop Emoji	56.62%	75.14%	/	28.29%
Rc Car	62.34%	69.57%	/	29.53%
Red Cartoon	66.19%	64.22%	/	45.76%
Cat	64.77%	81.27%	/	32.22%
Average	62.07%	70.00%	7.93%	32.50%

we utilized the dataset provided by Styledrop [4]. In each style category, only a single image was used for training purposes.

Experimental details. We conducted experiments using the SDXL v1.0 base model. We selected nine locally trained subject LoRA modules and nine style LoRA modules for cross-combination testing, resulting in a total of 36 experimental groups. We compare EST-LoRA with four popular parameter-efficient tuning methods, including Direct arithmetic merging, Joint training, B-LoRA [14], ZipLoRA [13], and K-LoRA [15]. We used the same hyperparameters as [15]. For previous training-based methods, we only present the average of all results. In contrast, for K-LoRA, which is also training-free, we provide more detailed results. We use CLIP [32] to measure style similarity. Subject similarity is computed using both the CLIP score and DINO score [33].

4.2 Results

In this section, we evaluate the effectiveness of EST-LoRA from both qualitative and quantitative perspectives.

4.2.1 Quantitative comparisons

The quantitative analysis of EST-LoRA demonstrates its competitive performance across multiple evaluation metrics, as shown in Table 1. This approach particularly exhibits superior capability in balancing style preservation, semantic alignment, and visual feature fidelity compared to baseline methods such as K-LoRA. Specifically, EST-LoRA achieves an average Style Sim score of 62.07%, surpassing K-LoRA 59.10% and indicating enhanced retention of target stylistic characteristics, with notable results observed in categories like Cat and Clock. While Ours exhibits a marginally lower Clip Score 70.00% relative to K-LoRA 73.50%, it demonstrates superior consistency in text-

Table 2: Results of the efficiency analysis. The experiment uses SDXL to generate an image of 1024 resolution.

Method	Only Style	Direct	K-LoRA	EST-LoRA
Time (s/photo)	15	25	34	26

Table 3: Ablation Experiment Results. We conduct ablation experiments on the Energy of matrix, Style discrepancy scores, and Time steps.

Method	Energy	Style	Time	Style Sim	Clip Score	DINO Score
Direct	✗	✗	✗	48.90%	66.60%	22.40%
K-LoRA	✗	✗	✓	72.17%	69.30%	36.98%
Ours-ET	✓	✗	✓	74.44%	67.30%	40.36%
Ours-ST	✗	✓	✓	72.43%	69.04%	37.13%
Ours-EST	✓	✓	✓	74.21%	69.61%	41.12%

image alignment stability, as evidenced by its significantly reduced CLIP Score Difference (7.93% vs. 14.40%), which reflects diminished variability in semantic coherence across generated outputs. Furthermore, EST-LoRA outperforms K-LoRA in DINO Score (32.50% vs. 27.50%), highlighting its efficacy in capturing fine-grained visual features, particularly for challenging categories such as Red Cartoon and Can.

4.2.2 Qualitative comparisons

In this section, we evaluate the effectiveness of EST-LoRA based on the generated results. To ensure a fair comparison, we only assess training-free methods. All experiments use SDXL v1.0 as the base model, and results in the same column are generated using the same random seed. The results are shown in Figure 4.

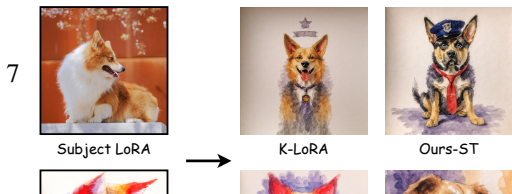
The results indicate that Direct arithmetic merge struggles to control the subject of the generated output. For example, on datasets like "Berry Bowl" and "can", it fails to preserve the original subject characteristics. In contrast, K-LoRA significantly improves subject control and retains the original features across nearly all results. However, due to its limited sensitivity to style, K-LoRA relies on fixed hyperparameters during inference and therefore struggles with large style discrepancies. For instance, it performs poorly in tasks involving styles such as "melting golden 3D rendering" or "kid crayon drawing". EST-LoRA effectively balances subject fidelity and style adaptation. It dynamically adjusts the contribution of the style LoRA during inference based on the style discrepancy, achieving the best overall performance across different scenarios.

4.3 Efficiency analysis

In this section, we analyze the efficiency of EST-LoRA. The results are shown in Table 2. To ensure a fair comparison, all methods use the same set of hyperparameters. Only Style achieves the fastest processing speed (15 s/photo), as it does not involve any LoRA merging and only uses a single LoRA for generation. Direct arithmetic merge combines two LoRAs using fixed weights, resulting in increased computational cost (25 s/photo). In comparison, both K-LoRA and EST-LoRA introduce more sophisticated weight selection mechanisms to improve model performance. Among them, K-LoRA selects Top-K most suitable LoRA modules based on their matrix values, which results in the highest inference delay (34 s/photo). EST-LoRA chooses the optimal LoRA combination based on the Frobenius norm of the LoRA matrices. It achieves performance comparable to K-LoRA while maintaining a relatively high level of efficiency (26 s/photo). This indicates that EST-LoRA strikes a better balance between performance and computational efficiency.

4.4 Ablation analysis

In this section, we conduct a comprehensive ablation study to systematically evaluate the con-






Figure 4: Qualitative Comparisons. We generate images using the same random seed. EST-LoRA balances subject fidelity and style adaptation by perceiving the style discrepancy.

tribution of each component in our framework. All experiments are performed under the same set of hyperparameters. The results are shown in Table 3, where the method that jointly considers Energy of matrix, Style discrepancy scores and Time steps achieves the best overall performance. From the analysis, we find that using singular values to measure the Energy of matrix tends to focus more on the style details of the generated images, whereas using Top-K emphasizes the subject more. The results in Figure 5 provide evidence for this argument.

To better explain the selection process of the LoRA weights, we visualize the selection ratio during inference. The Subject LoRA and Style

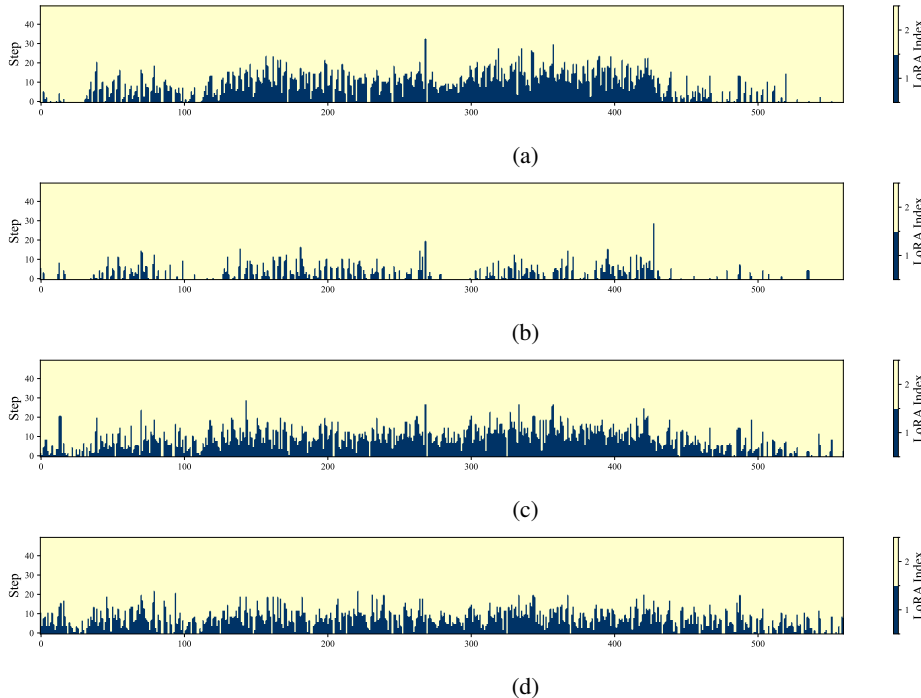


Figure 6: Visualization of the layers selected by EST-LoRA during inference. This figure illustrates the selection results for each layer at each time step. The vertical axis represents the total of 50 diffusion steps, and the horizontal axis represents the total of 560 layers. LoRA Index 1 denotes the Style LoRA, and 2 denotes the Subject LoRA. (a) corresponds to the case with small style discrepancy ($D_{(s,c)} = 0.40$). (b) corresponds to the case with large style discrepancy ($D_{(s,c)} = 0.13$). (c) is the result of (a) on K-LoRA. (d) is the result of (b) on K-LoRA.

LoRA are seamlessly interleaved and mutually fused throughout the generation process. EST-LoRA adaptively controls the selection ratio of Style LoRA based on the style discrepancy scores. When the style discrepancy is small 6a, Style LoRA is introduced earlier into the generation process; whereas when the style discrepancy is large 6b, Style LoRA plays a more prominent role at later stages. This mechanism enables EST-LoRA to achieve better generalization. In contrast, K-LoRA has a weaker perception of different style discrepancies, and the selection ratio of Style LoRA remains similar, as shown in Figures 6c and 6d.

5 Conclusion

In this paper, we propose a novel training-free style transfer method named EST-LoRA. Our approach systematically incorporates three key factors during inference to maximize the utilization of the original LoRA weights. These factors include matrix energy based on singular values, style discrepancy scores derived from DINO distance, and diffusion time steps. By jointly leveraging these components to control the selection of different LoRA modules, the number of hyperparameters required in our training-free framework is reduced to just one. Moreover, by pre-evaluating the style discrepancy scores before inference, EST-LoRA achieves enhanced scalability and generalization. Extensive experiments demonstrate that EST-LoRA outperforms baseline methods both quantitatively and qualitatively. Compared to existing training-free approaches, our method achieves a 5% improvement in performance (measured by DINO score) and a 30% increase in generation speed.

6 Limitations

There are two limitations in this work. First, although this study has reduced the number of hyperparameters to just one, it still relies on hyperparameter tuning during inference, leaving room for further optimization. Second, despite achieving state-of-the-art performance among training-free methods, there remains a performance gap compared to other approaches that are based on training. We look forward to addressing these limitations in future research.

References

- [1] Jonathan Ho, Ajay Jain, and Pieter Abbeel. Denoising diffusion probabilistic models. In *Proceedings of the 37th International Conference on Neural Information Processing Systems (NeurIPS)*, volume 33, pages 6840–6851. Curran Associates, Inc., 2020.
- [2] Jiaming Song, Chenlin Meng, and Stefano Ermon. Denoising diffusion implicit models. In *International Conference on Learning Representations (ICLR)*, 2021.
- [3] Robin Rombach, Andreas Blattmann, Dominik Lorenz, and et al. High-resolution image synthesis with latent diffusion models. In *Proceedings of the IEEE/CVF Conference on Computer Vision and Pattern Recognition (CVPR)*, pages 10684–10695, June 2022.
- [4] Kihyuk Sohn, Nataniel Ruiz, Kimin Lee, and et al. Styledrop: text-to-image generation in any style. In *Proceedings of the 40th International Conference on Neural Information Processing Systems (NeurIPS)*, 2023.
- [5] Nataniel Ruiz, Yuanzhen Li, Varun Jampani, and et al. Dreambooth: Fine tuning text-to-image diffusion models for subject-driven generation. In *Proceedings of the IEEE/CVF Conference on Computer Vision and Pattern Recognition (CVPR)*, pages 22500–22510, June 2023.
- [6] Edward J Hu, yelong shen, Phillip Wallis, and et al. LoRA: Low-rank adaptation of large language models. In *International Conference on Learning Representations (ICLR)*, 2022.
- [7] Leon A. Gatys, Alexander S. Ecker, and Matthias Bethge. Image style transfer using convolutional neural networks. In *Proceedings of the IEEE Conference on Computer Vision and Pattern Recognition (CVPR)*, June 2016.
- [8] Jiwoo Chung, Sangeek Hyun, and Jae-Pil Heo. Style injection in diffusion: A training-free approach for adapting large-scale diffusion models for style transfer. In *Proceedings of the IEEE/CVF Conference on Computer Vision and Pattern Recognition (CVPR)*, pages 8795–8805, June 2024.
- [9] Dar-Yen Chen, Hamish Tennent, and Ching-Wen Hsu. Artadapter: Text-to-image style transfer using multi-level style encoder and explicit adaptation. In *Proceedings of the IEEE/CVF Conference on Computer Vision and Pattern Recognition (CVPR)*, pages 8619–8628, June 2024.
- [10] Zane K.J. Hartley, Rob J. Lind, Michael P. Pound, and et al. Domain targeted synthetic plant style transfer using stable diffusion lora and controlnet. In *Proceedings of the IEEE/CVF Conference on Computer Vision and Pattern Recognition (CVPR) Workshops*, pages 5375–5383, June 2024.
- [11] Lianghai Huang, Wei Wang, Zhi-Fan Wu, and et al. In-context lora for diffusion transformers, 2024.
- [12] Patrick von Platen, Suraj Patil, Anton Lozhkov, and et al. Diffusers: State-of-the-art diffusion models. <https://github.com/huggingface/diffusers>, 2022.
- [13] Viraj Shah, Nataniel Ruiz, Forrester Cole, and et al. Ziplora: Any subject in any style by effectively merging loras. In *European Conference on Computer Vision (ECCV)*, pages 422–438. Springer Nature Switzerland, 2025.
- [14] Yarden Frenkel, Yael Vinker, Ariel Shamir, and Daniel Cohen-Or. Implicit style-content separation using b-lora. In *European Conference on Computer Vision (ECCV)*, pages 181–198, 2025.

- [15] Ziheng Ouyang, Zhen Li, and Qibin Hou. K-lora: Unlocking training-free fusion of any subject and style loras. In *Proceedings of the IEEE/CVF Conference on Computer Vision and Pattern Recognition (CVPR)*, 2025.
- [16] Alexei A. Efros and William T. Freeman. Image quilting for texture synthesis and transfer. In *Proceedings of the 28th Annual Conference on Computer Graphics and Interactive Techniques (SIGGRAPH)*, page 341–346, New York, NY, USA, 2001. Association for Computing Machinery.
- [17] Aaron Hertzmann, Charles E. Jacobs, Nuria Oliver, and et al. Image analogies. In *Proceedings of the 28th Annual Conference on Computer Graphics and Interactive Techniques (SIGGRAPH)*, page 327–340. Association for Computing Machinery, 2001.
- [18] Justin Johnson, Alexandre Alahi, and Li Fei-Fei. Perceptual losses for real-time style transfer and super-resolution. In *European Conference on Computer Vision (ECCV)*, pages 694–711. Springer International Publishing, 2016.
- [19] Yijun Li, Chen Fang, Jimei Yang, Zhaowen Wang, Xin Lu, and Ming-Hsuan Yang. Universal style transfer via feature transforms. In I. Guyon, U. Von Luxburg, S. Bengio, H. Wallach, R. Fergus, S. Vishwanathan, and R. Garnett, editors, *Proceedings of the 34th International Conference on Neural Information Processing Systems (NeurIPS)*, volume 30. Curran Associates, Inc., 2017.
- [20] Tero Karras, Samuli Laine, and Timo Aila. A style-based generator architecture for generative adversarial networks. In *Proceedings of the IEEE/CVF Conference on Computer Vision and Pattern Recognition (CVPR)*, June 2019.
- [21] Rinon Gal, Or Patashnik, Haggai Maron, and et al. Stylegan-nada: Clip-guided domain adaptation of image generators. *ACM Transactions on Graphics (TOG)*, 41(4), 2022.
- [22] Utkarsh Ojha, Yijun Li, Jingwan Lu, and et al. Few-shot image generation via cross-domain correspondence. In *Proceedings of the IEEE/CVF Conference on Computer Vision and Pattern Recognition (CVPR)*, pages 10743–10752, June 2021.
- [23] Peihao Zhu, Rameen Abdal, John Femiani, and Peter Wonka. Mind the gap: Domain gap control for single shot domain adaptation for generative adversarial networks. In *International Conference on Learning Representations (ICLR)*, 2022.
- [24] Rinon Gal, Yuval Alaluf, Yuval Atzmon, Or Patashnik, and et al. An image is worth one word: Personalizing text-to-image generation using textual inversion. In *International Conference on Learning Representations (ICLR)*, 2023.
- [25] Nupur Kumari, Bingliang Zhang, Richard Zhang, and et al. Multi-concept customization of text-to-image diffusion. In *Proceedings of the IEEE/CVF Conference on Computer Vision and Pattern Recognition (CVPR)*, pages 1931–1941, June 2023.
- [26] Xun Wu, Shaohan Huang, and Furu Wei. Mixture of loRA experts. In *International Conference on Learning Representations (ICLR)*, 2024.
- [27] Qingru Zhang, Minshuo Chen, Alexander Bukharin, and et al. Adaptive budget allocation for parameter-efficient fine-tuning. In *International Conference on Learning Representations (ICLR)*, 2023.
- [28] Fanxu Meng, Zhaohui Wang, and Muhan Zhang. Pissa: Principal singular values and singular vectors adaptation of large language models. In *Proceedings of the 41th International Conference on Neural Information Processing Systems (NeurIPS)*, volume 37, pages 121038–121072, 2024.
- [29] Mathilde Caron, Hugo Touvron, Ishan Misra, and et al. Emerging properties in self-supervised vision transformers. In *Proceedings of the IEEE/CVF International Conference on Computer Vision (ICCV)*, pages 9650–9660, October 2021.

- [30] Or Patashnik, Daniel Garibi, Idan Azuri, and et al. Localizing object-level shape variations with text-to-image diffusion models. In *Proceedings of the IEEE/CVF International Conference on Computer Vision (ICCV)*, pages 23051–23061, October 2023.
- [31] Andrey Voynov, Qinghao Chu, Daniel Cohen-Or, and Kfir Aberman. P+: Extended textual conditioning in text-to-image generation, 2024.
- [32] Alec Radford, Jong Wook Kim, Chris Hallacy, Aditya Ramesh, and et al. Learning transferable visual models from natural language supervision. In *Proceedings of the 38th International Conference on Machine Learning (ICML)*, volume 139 of *Proceedings of Machine Learning Research*, pages 8748–8763, 2021.
- [33] Hao Zhang, Feng Li, Shilong Liu, Lei Zhang, and et al. DINO: DETR with improved denoising anchor boxes for end-to-end object detection. In *International Conference on Learning Representations (ICLR)*, 2023.

A Frobenius Norm

The Frobenius norm is a fundamental and widely used norm in matrix analysis, known for its intuitive definition and desirable mathematical properties. For a complex matrix A of size $m \times n$, the Frobenius norm is defined as the square root of the sum of the squares of the absolute values of all its elements:

$$\|A\|_F = \sqrt{\sum_{i=1}^m \sum_{j=1}^n |a_{ij}|^2}, \quad (9)$$

This norm can also be expressed in terms of the trace of a matrix as:

$$\|A\|_F = \sqrt{\text{Tr}(A^\dagger A)} \quad (10)$$

where A^\dagger denotes the conjugate transpose of A ; furthermore, it is closely related to the singular values of the matrix — if $\sigma_1, \sigma_2, \dots, \sigma_r$ are the singular values of A . So, the square root of the sum of the squares of all singular values:

$$\|A\|_F = \sqrt{\sum_{i=1}^r \sigma_i^2} \quad (11)$$

B Datasets

B.1 Style datasets

In this section, we provide a detailed introduction to the style dataset we adopted. As shown in Figure 7 and Table 4.




Figure 7: style datasets

B.2 Subject datasets

In this section, we provide a detailed introduction to the subject dataset we adopted. As shown in Figure 8.

C Detailed experimental results

In this section, we present detailed experimental results. Due to space constraints, we focus on presenting the results for Berry Bowl. As shown in Figure 9 and Table 5.

Table 4: style dataset

Photo Index	Subject Prompt	Style Prompt
0101	A bay	watercolor painting
0102	A house	watercolor painting
0103	A cat	watercolor painting
0104	Flowers	watercolor painting
0107	A portrait of a person	oil painting
0301	Slice of watermelon and clouds in the background	3d rendering
0304	A woman	3d rendering
0305	A bear	kid crayon drawing
0307	A flower	melting golden 3d rendering
0308	A Viking face with beard	wooden sculpture



Figure 8: subject datasets



Figure 9: Berry Bowl

Table 5: Berry Bowl

Method	Style Sim	Clip Score	DINO Score
K-LoRA			
0101	55.35%	65.97%	11.45%
0102	60.20%	64.99%	17.48%
0103	58.65%	69.19%	13.29%
0104	68.00%	72.88%	33.95%
0107	48.23%	58.16%	16.65%
0301	63.72%	67.65%	30.76%
0304	54.83%	77.05%	34.43%
0305	50.35%	74.21%	13.65%
0307	61.89%	76.97%	18.38%
0308	54.83%	73.21%	4.52%
Average	59.10%	73.50%	27.50%
Ours			
0101	51.77%	70.24%	9.10%
0102	61.38%	60.18%	18.55%
0103	57.73%	69.67%	17.90%
0104	67.96%	72.33%	32.69%
0107	47.32%	59.62%	16.80%
0301	65.38%	69.48%	31.68%
0304	53.73%	77.82%	32.72%
0305	54.62%	69.42%	18.57%
0307	63.16%	68.96%	32.69%
0308	54.91%	74.82%	23.38%
average	62.07%	70.00%	32.50%

NeurIPS Paper Checklist

1. Claims

Question: Do the main claims made in the abstract and introduction accurately reflect the paper's contributions and scope?

Answer: [Yes]

Justification: The abstract and introduction accurately encompass the paper's contributions. A simple yet effective style transfer method that achieves superior performance without training.

Guidelines:

- The answer NA means that the abstract and introduction do not include the claims made in the paper.
- The abstract and/or introduction should clearly state the claims made, including the contributions made in the paper and important assumptions and limitations. A No or NA answer to this question will not be perceived well by the reviewers.
- The claims made should match theoretical and experimental results, and reflect how much the results can be expected to generalize to other settings.
- It is fine to include aspirational goals as motivation as long as it is clear that these goals are not attained by the paper.

2. Limitations

Question: Does the paper discuss the limitations of the work performed by the authors?

Answer: [Yes]

Justification: We discuss the limitations of the work in Section 6.

Guidelines:

- The answer NA means that the paper has no limitation while the answer No means that the paper has limitations, but those are not discussed in the paper.
- The authors are encouraged to create a separate "Limitations" section in their paper.
- The paper should point out any strong assumptions and how robust the results are to violations of these assumptions (e.g., independence assumptions, noiseless settings, model well-specification, asymptotic approximations only holding locally). The authors should reflect on how these assumptions might be violated in practice and what the implications would be.
- The authors should reflect on the scope of the claims made, e.g., if the approach was only tested on a few datasets or with a few runs. In general, empirical results often depend on implicit assumptions, which should be articulated.
- The authors should reflect on the factors that influence the performance of the approach. For example, a facial recognition algorithm may perform poorly when image resolution is low or images are taken in low lighting. Or a speech-to-text system might not be used reliably to provide closed captions for online lectures because it fails to handle technical jargon.
- The authors should discuss the computational efficiency of the proposed algorithms and how they scale with dataset size.
- If applicable, the authors should discuss possible limitations of their approach to address problems of privacy and fairness.
- While the authors might fear that complete honesty about limitations might be used by reviewers as grounds for rejection, a worse outcome might be that reviewers discover limitations that aren't acknowledged in the paper. The authors should use their best judgment and recognize that individual actions in favor of transparency play an important role in developing norms that preserve the integrity of the community. Reviewers will be specifically instructed to not penalize honesty concerning limitations.

3. Theory assumptions and proofs

Question: For each theoretical result, does the paper provide the full set of assumptions and a complete (and correct) proof?

Answer: [Yes]

Justification: We provide full set of assumptions and a complete proof in Section 3.

Guidelines:

- The answer NA means that the paper does not include theoretical results.
- All the theorems, formulas, and proofs in the paper should be numbered and cross-referenced.
- All assumptions should be clearly stated or referenced in the statement of any theorems.
- The proofs can either appear in the main paper or the supplemental material, but if they appear in the supplemental material, the authors are encouraged to provide a short proof sketch to provide intuition.
- Inversely, any informal proof provided in the core of the paper should be complemented by formal proofs provided in appendix or supplemental material.
- Theorems and Lemmas that the proof relies upon should be properly referenced.

4. Experimental result reproducibility

Question: Does the paper fully disclose all the information needed to reproduce the main experimental results of the paper to the extent that it affects the main claims and/or conclusions of the paper (regardless of whether the code and data are provided or not)?

Answer: [Yes]

Justification: This article explains the parameter settings and the specific process in Sections 4.

Guidelines:

- The answer NA means that the paper does not include experiments.
- If the paper includes experiments, a No answer to this question will not be perceived well by the reviewers: Making the paper reproducible is important, regardless of whether the code and data are provided or not.
- If the contribution is a dataset and/or model, the authors should describe the steps taken to make their results reproducible or verifiable.
- Depending on the contribution, reproducibility can be accomplished in various ways. For example, if the contribution is a novel architecture, describing the architecture fully might suffice, or if the contribution is a specific model and empirical evaluation, it may be necessary to either make it possible for others to replicate the model with the same dataset, or provide access to the model. In general, releasing code and data is often one good way to accomplish this, but reproducibility can also be provided via detailed instructions for how to replicate the results, access to a hosted model (e.g., in the case of a large language model), releasing of a model checkpoint, or other means that are appropriate to the research performed.
- While NeurIPS does not require releasing code, the conference does require all submissions to provide some reasonable avenue for reproducibility, which may depend on the nature of the contribution. For example
 - (a) If the contribution is primarily a new algorithm, the paper should make it clear how to reproduce that algorithm.
 - (b) If the contribution is primarily a new model architecture, the paper should describe the architecture clearly and fully.
 - (c) If the contribution is a new model (e.g., a large language model), then there should either be a way to access this model for reproducing the results or a way to reproduce the model (e.g., with an open-source dataset or instructions for how to construct the dataset).
 - (d) We recognize that reproducibility may be tricky in some cases, in which case authors are welcome to describe the particular way they provide for reproducibility. In the case of closed-source models, it may be that access to the model is limited in some way (e.g., to registered users), but it should be possible for other researchers to have some path to reproducing or verifying the results.

5. Open access to data and code

Question: Does the paper provide open access to the data and code, with sufficient instructions to faithfully reproduce the main experimental results, as described in supplemental material?

Answer: [Yes]

Justification: Our code is publicly available at: <https://anonymous.4open.science/r/EST-LoRA-F318>.

Guidelines:

- The answer NA means that paper does not include experiments requiring code.
- Please see the NeurIPS code and data submission guidelines (<https://nips.cc/public/guides/CodeSubmissionPolicy>) for more details.
- While we encourage the release of code and data, we understand that this might not be possible, so “No” is an acceptable answer. Papers cannot be rejected simply for not including code, unless this is central to the contribution (e.g., for a new open-source benchmark).
- The instructions should contain the exact command and environment needed to run to reproduce the results. See the NeurIPS code and data submission guidelines (<https://nips.cc/public/guides/CodeSubmissionPolicy>) for more details.
- The authors should provide instructions on data access and preparation, including how to access the raw data, preprocessed data, intermediate data, and generated data, etc.
- The authors should provide scripts to reproduce all experimental results for the new proposed method and baselines. If only a subset of experiments are reproducible, they should state which ones are omitted from the script and why.
- At submission time, to preserve anonymity, the authors should release anonymized versions (if applicable).
- Providing as much information as possible in supplemental material (appended to the paper) is recommended, but including URLs to data and code is permitted.

6. Experimental setting/details

Question: Does the paper specify all the training and test details (e.g., data splits, hyper-parameters, how they were chosen, type of optimizer, etc.) necessary to understand the results?

Answer: [Yes]

Justification: In the Section 4 of this article, all the required training and testing details are clearly defined.

Guidelines:

- The answer NA means that the paper does not include experiments.
- The experimental setting should be presented in the core of the paper to a level of detail that is necessary to appreciate the results and make sense of them.
- The full details can be provided either with the code, in appendix, or as supplemental material.

7. Experiment statistical significance

Question: Does the paper report error bars suitably and correctly defined or other appropriate information about the statistical significance of the experiments?

Answer: [Yes]

Justification: We generate images using different random seeds and calculate similarity scores, and the results are shown in the Table 1.

Guidelines:

- The answer NA means that the paper does not include experiments.
- The authors should answer "Yes" if the results are accompanied by error bars, confidence intervals, or statistical significance tests, at least for the experiments that support the main claims of the paper.

- The factors of variability that the error bars are capturing should be clearly stated (for example, train/test split, initialization, random drawing of some parameter, or overall run with given experimental conditions).
- The method for calculating the error bars should be explained (closed form formula, call to a library function, bootstrap, etc.)
- The assumptions made should be given (e.g., Normally distributed errors).
- It should be clear whether the error bar is the standard deviation or the standard error of the mean.
- It is OK to report 1-sigma error bars, but one should state it. The authors should preferably report a 2-sigma error bar than state that they have a 96% CI, if the hypothesis of Normality of errors is not verified.
- For asymmetric distributions, the authors should be careful not to show in tables or figures symmetric error bars that would yield results that are out of range (e.g. negative error rates).
- If error bars are reported in tables or plots, The authors should explain in the text how they were calculated and reference the corresponding figures or tables in the text.

8. Experiments compute resources

Question: For each experiment, does the paper provide sufficient information on the computer resources (type of compute workers, memory, time of execution) needed to reproduce the experiments?

Answer: [Yes]

Justification: In the Section 4 of this article, all the required training and testing details are clearly defined.

Guidelines:

- The answer NA means that the paper does not include experiments.
- The paper should indicate the type of compute workers CPU or GPU, internal cluster, or cloud provider, including relevant memory and storage.
- The paper should provide the amount of compute required for each of the individual experimental runs as well as estimate the total compute.
- The paper should disclose whether the full research project required more compute than the experiments reported in the paper (e.g., preliminary or failed experiments that didn't make it into the paper).

9. Code of ethics

Question: Does the research conducted in the paper conform, in every respect, with the NeurIPS Code of Ethics [https://neurips.cc/public/EthicsGuidelines?](https://neurips.cc/public/EthicsGuidelines)

Answer: [Yes]

Justification: All research in this article confirms adherence to the NeurIPS Code of Ethics.

Guidelines:

- The answer NA means that the authors have not reviewed the NeurIPS Code of Ethics.
- If the authors answer No, they should explain the special circumstances that require a deviation from the Code of Ethics.
- The authors should make sure to preserve anonymity (e.g., if there is a special consideration due to laws or regulations in their jurisdiction).

10. Broader impacts

Question: Does the paper discuss both potential positive societal impacts and negative societal impacts of the work performed?

Answer: [Yes]

Justification: Our method can be used in generative application scenarios and can mix any style and object without training, which will further accelerate research on image style transfer.

Guidelines:

- The answer NA means that there is no societal impact of the work performed.
- If the authors answer NA or No, they should explain why their work has no societal impact or why the paper does not address societal impact.
- Examples of negative societal impacts include potential malicious or unintended uses (e.g., disinformation, generating fake profiles, surveillance), fairness considerations (e.g., deployment of technologies that could make decisions that unfairly impact specific groups), privacy considerations, and security considerations.
- The conference expects that many papers will be foundational research and not tied to particular applications, let alone deployments. However, if there is a direct path to any negative applications, the authors should point it out. For example, it is legitimate to point out that an improvement in the quality of generative models could be used to generate deepfakes for disinformation. On the other hand, it is not needed to point out that a generic algorithm for optimizing neural networks could enable people to train models that generate Deepfakes faster.
- The authors should consider possible harms that could arise when the technology is being used as intended and functioning correctly, harms that could arise when the technology is being used as intended but gives incorrect results, and harms following from (intentional or unintentional) misuse of the technology.
- If there are negative societal impacts, the authors could also discuss possible mitigation strategies (e.g., gated release of models, providing defenses in addition to attacks, mechanisms for monitoring misuse, mechanisms to monitor how a system learns from feedback over time, improving the efficiency and accessibility of ML).

11. Safeguards

Question: Does the paper describe safeguards that have been put in place for responsible release of data or models that have a high risk for misuse (e.g., pretrained language models, image generators, or scraped datasets)?

Answer: [NA]

Justification: Our method is fine-tuned by LoRA and is not a pre-trained model, so there is no such risk.

Guidelines:

- The answer NA means that the paper poses no such risks.
- Released models that have a high risk for misuse or dual-use should be released with necessary safeguards to allow for controlled use of the model, for example by requiring that users adhere to usage guidelines or restrictions to access the model or implementing safety filters.
- Datasets that have been scraped from the Internet could pose safety risks. The authors should describe how they avoided releasing unsafe images.
- We recognize that providing effective safeguards is challenging, and many papers do not require this, but we encourage authors to take this into account and make a best faith effort.

12. Licenses for existing assets

Question: Are the creators or original owners of assets (e.g., code, data, models), used in the paper, properly credited and are the license and terms of use explicitly mentioned and properly respected?

Answer: [Yes]

Justification: We make reasonable references to all datasets used.

Guidelines:

- The answer NA means that the paper does not use existing assets.
- The authors should cite the original paper that produced the code package or dataset.
- The authors should state which version of the asset is used and, if possible, include a URL.
- The name of the license (e.g., CC-BY 4.0) should be included for each asset.

- For scraped data from a particular source (e.g., website), the copyright and terms of service of that source should be provided.
- If assets are released, the license, copyright information, and terms of use in the package should be provided. For popular datasets, paperswithcode.com/datasets has curated licenses for some datasets. Their licensing guide can help determine the license of a dataset.
- For existing datasets that are re-packaged, both the original license and the license of the derived asset (if it has changed) should be provided.
- If this information is not available online, the authors are encouraged to reach out to the asset's creators.

13. **New assets**

Question: Are new assets introduced in the paper well documented and is the documentation provided alongside the assets?

Answer: [Yes]

Justification: Our code is publicly available at: <https://anonymous.4open.science/r/EST-LoRA-F318>.

Guidelines:

- The answer NA means that the paper does not release new assets.
- Researchers should communicate the details of the dataset/code/model as part of their submissions via structured templates. This includes details about training, license, limitations, etc.
- The paper should discuss whether and how consent was obtained from people whose asset is used.
- At submission time, remember to anonymize your assets (if applicable). You can either create an anonymized URL or include an anonymized zip file.

14. **Crowdsourcing and research with human subjects**

Question: For crowdsourcing experiments and research with human subjects, does the paper include the full text of instructions given to participants and screenshots, if applicable, as well as details about compensation (if any)?

Answer: [NA]

Justification: This paper does not involve crowdsourcing nor research with human subjects.

Guidelines:

- The answer NA means that the paper does not involve crowdsourcing nor research with human subjects.
- Including this information in the supplemental material is fine, but if the main contribution of the paper involves human subjects, then as much detail as possible should be included in the main paper.
- According to the NeurIPS Code of Ethics, workers involved in data collection, curation, or other labor should be paid at least the minimum wage in the country of the data collector.

15. **Institutional review board (IRB) approvals or equivalent for research with human subjects**

Question: Does the paper describe potential risks incurred by study participants, whether such risks were disclosed to the subjects, and whether Institutional Review Board (IRB) approvals (or an equivalent approval/review based on the requirements of your country or institution) were obtained?

Answer: [NA]

Justification: This paper does not involve crowdsourcing nor research with human subjects.

Guidelines:

- The answer NA means that the paper does not involve crowdsourcing nor research with human subjects.

- Depending on the country in which research is conducted, IRB approval (or equivalent) may be required for any human subjects research. If you obtained IRB approval, you should clearly state this in the paper.
- We recognize that the procedures for this may vary significantly between institutions and locations, and we expect authors to adhere to the NeurIPS Code of Ethics and the guidelines for their institution.
- For initial submissions, do not include any information that would break anonymity (if applicable), such as the institution conducting the review.

16. Declaration of LLM usage

Question: Does the paper describe the usage of LLMs if it is an important, original, or non-standard component of the core methods in this research? Note that if the LLM is used only for writing, editing, or formatting purposes and does not impact the core methodology, scientific rigorousness, or originality of the research, declaration is not required.

Answer: [NA]

Justification: The core method development in this research does not involve LLMs as any important, original, or non-standard components.

Guidelines:

- The answer NA means that the core method development in this research does not involve LLMs as any important, original, or non-standard components.
- Please refer to our LLM policy (<https://neurips.cc/Conferences/2025/LLM>) for what should or should not be described.