



iSafetyBench: A video-language benchmark for safety in industrial environment

Raiyaan Abdullah

raiyaanabdullah@gmail.com

Yogesh Singh Rawat

yogesh@crcv.ucf.edu

Shruti Vyas

shruti@ucf.edu

University of Central Florida

Project page: <https://isafetybench.github.io>



Ground Truth: 1. A person is pressing a button on a control panel or device. 2. One or more people are talking to each other. 3. A person is watching a work process or machine in operation.

Prediction: 1. A person is watching a work process or machine in operation. ✓ 2. A person is pointing at an object, person, or screen. ✗



Ground Truth: 1. A person is operating a forklift incorrectly. 2. A forklift is carrying a heavy load unsafely. 3. A person is escaping from danger.

Prediction: 1. A forklift is carrying a heavy load unsafely. ✓ 2. A person is walking on a moving conveyor belt. ✗

Figure 1. **Sample multi-label examples:** Few frames extracted from videos. Even top performing models such as Ovis2-8B struggle to predict nuanced actions in industrial settings, both in normal (top) and hazardous (bottom) scenarios, often confusing them with visually similar distractors.

Abstract

Recent advances in vision-language models (VLMs) have enabled impressive generalization across diverse video understanding tasks under zero-shot settings. However, their capabilities in high-stakes industrial domains—where recognizing both routine operations and safety-critical anomalies is essential—remain largely underexplored. To address this gap, we introduce **iSafetyBench**, a new video-language benchmark specifically designed to evaluate model performance in industrial environments across both normal and hazardous scenarios. iSafetyBench comprises **1,100 video clips** sourced from real-world industrial settings, annotated with **open-vocabulary, multi-label action tags** spanning **98 routine** and **67 hazardous** action categories. Each clip is paired with **multiple-choice questions** for both single-label and multi-label evaluation, enabling fine-grained assessment of VLMs in both standard and safety-critical contexts. We evaluate **eight state-of-the-art video-language models** under zero-shot conditions. Despite their strong performance on exist-

ing video benchmarks, these models struggle with iSafetyBench—particularly in recognizing hazardous activities and in multi-label scenarios. Our results reveal significant performance gaps, underscoring the need for more robust, safety-aware multimodal models for industrial applications. iSafetyBench provides a first-of-its-kind testbed to drive progress in this direction. The dataset is available at: <https://github.com/iSafetyBench/data>.

1. Introduction

Recent breakthroughs in multimodal foundation models have brought vision-language models (VLMs) to the forefront of video understanding research. These models, powered by large-scale pretraining and aligned multimodal embeddings, have demonstrated impressive zero-shot capabilities across a range of tasks—including action recognition, video question answering, and temporal localization—on benchmarks such as Kinetics [4], Something-Something [8], and Ego4D [9]. As a result, VLMs are rapidly emerging as general-purpose perception engines,

capable of interpreting complex real-world activities with minimal task-specific supervision. However, despite their remarkable success on open-domain video datasets, the effectiveness of VLMs in specialized, high-risk domains such as industrial environments remains largely unexplored.

This is a critical gap. Industrial and safety-critical environments present unique challenges for visual understanding: complex machinery, unpredictable human-object interactions, crowded or cluttered scenes, and, most importantly, the need to reliably identify rare but dangerous events. As industries adopt intelligent monitoring systems to reduce risk and improve workplace safety, there is a growing demand for models that can reason about both routine operations and hazardous anomalies. Unfortunately, most existing video benchmarks are not designed with these needs in mind. General-purpose datasets lack safety-specific labels, while industrial or hazard-focused datasets are limited in scope, size, or diversity.

Several prior efforts have tackled action recognition in security and industrial domains [6, 19, 21, 27, 30], yet these datasets suffer from three key limitations. First, many cover only a narrow set of activities, often choreographed or constrained to specific sites. Second, most are unimodal and closed-set, offering limited flexibility for open-vocabulary or multi-label evaluation—capabilities essential for robust real-world deployment. Third, existing benchmarks typically focus either on routine behaviors or on accidents in isolation, preventing comprehensive evaluation across the full spectrum of operational and hazardous conditions. A benchmark that jointly addresses these limitations—capturing both the complexity of real-world industrial scenes and the subtlety of safety-critical actions—is still missing.

To address these challenges, we introduce **iSafetyBench**, a new benchmark for open-vocabulary video-language evaluation in industrial and safety-sensitive scenarios. The dataset consists of **1,100 real-world video clips** curated from publicly available online sources, covering diverse locations such as factories, warehouses, construction sites, parking lots, and retail spaces. It is organized into two balanced splits: *normal routine actions* (e.g., assembling parts, operating machinery, inspecting equipment) and *dangerous hazardous events* (e.g., structural collapses, fires, manual handling injuries, vehicle accidents). Each video is annotated with multiple open-vocabulary action labels and paired with carefully crafted **multiple-choice questions** for both *single-label* and *multi-label* evaluation.

We evaluate **eight state-of-the-art video-language models**, including both open-source and closed-source systems, under a challenging zero-shot setting. Despite strong performance on conventional benchmarks, these models show notable weaknesses on iSafetyBench—particularly in identifying hazardous events and reasoning over multiple si-

multaneous actions. For instance, average model accuracy drops significantly when moving from routine to hazardous clips, and from multi-label to single-label questions. These results reveal critical gaps in current VLM capabilities and motivate future research in safety-aware multimodal understanding.

Our key contributions are:

- We introduce **iSafetyBench**, a new open-vocabulary, multi-label video-language benchmark focused on industrial and safety-critical actions. It consists of a diverse dataset of **1,100 real-world video clips** with detailed annotations across **98 routine** and **67 hazard** action categories, supporting both *single* and *multi-label* MCQ-based evaluation.
- We benchmark **eight recent vision-language models** under zero-shot settings and provide a comprehensive analysis of their performance on routine vs. hazardous actions and single vs. multi-label setups.
- We highlight key limitations of current VLMs in recognizing safety-critical events and provide a challenging new testbed to drive progress in this direction.

2. Related Work

General Video Action Recognition. Large-scale video action recognition datasets have played a key role in driving progress in video understanding. Datasets such as Kinetics-700[4], ActivityNet[3], Something-Something[8], Charades[20], EPIC-KITCHENS[7], and Ego4D[9] offer broad coverage of human activities across everyday contexts. These benchmarks have been widely used to train and evaluate both unimodal and multimodal models. While valuable for assessing generic video understanding, these datasets lack annotations for high-risk or safety-critical scenarios, and they do not target the unique characteristics of industrial environments such as machinery interaction, equipment handling, or dangerous incidents.

Surveillance and Anomaly Detection. Several datasets focus on video security and anomaly detection, often using CCTV or drone footage in public spaces. Representative examples include UCF-Crime[21], ShanghaiTech Campus[12], XD-Violence[25], UBnormal[1], and MEVA [5]. These datasets typically capture abnormal behaviors (e.g., fights, thefts, running in restricted zones) and are used for binary anomaly classification or temporal localization. However, most of these benchmarks are either limited to a small set of coarse event types or lack the open-vocabulary, multi-label setups needed for fine-grained evaluation. Furthermore, they rarely capture industrial hazards such as equipment failure, falling objects, or operational accidents.

Dataset	Normal scenarios	Dangerous scenarios	Multi-label	Textual data	Environment type(s)	Set type	# Normal actions	# Non-critical anomaly actions	# Danger/hazard actions	# High-level categories
UCF-Crime [21]	✓	✓	✗	✗	Multiple	Closed	0	0	13	0
InHARD [6]	✓	✗	✗	✗	Single	Closed	74	0	0	14
TIMo [19]	✓	✗	✗	✗	Single	Closed	35	21	0	20 ¹
OpenPack [28]	✓	✓	✗	✗	Single	Closed	43	44	1	17
Safe/Unsafe Behaviours [30]	✓	✓	✗	✗	Single	Closed	4	0	4	2
Construction Meta Action [27]	✓	✓	✗	✗	Single	Closed	1	0	6	0
iSafetyBench(Ours)	✓	✓	✓	✓	Multiple	Open	98	0	67	18

Table 1. **Dataset Comparison:** Comparison with existing security and industrial datasets. Our proposed iSafetyBench is the only open-vocabulary (open-set), multi-label benchmark that pairs textual questions with clips. It covers multiple environment types with a high number of normal and danger/hazard actions in 18 high-level categories.

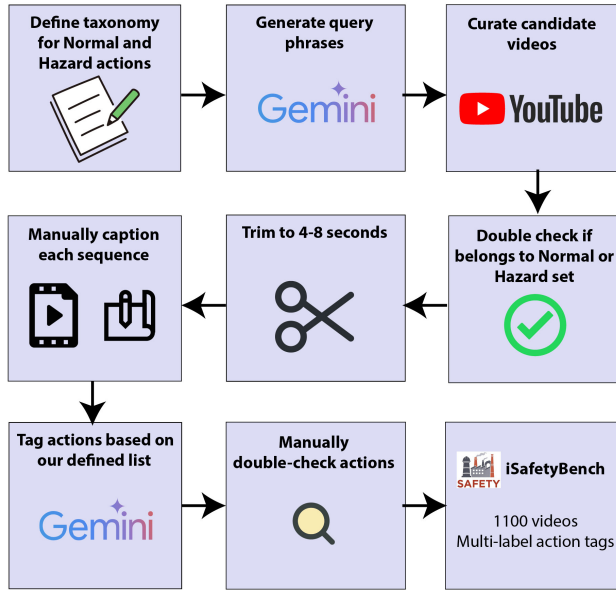


Figure 2. **Overview of iSafetyBench Curation:** Outline showing dataset generation pipeline used to curate iSafetyBench.

Industrial and Safety-Focused Datasets. A smaller set of benchmarks specifically targets industrial or safety-related tasks. InHARD[6] focuses on human action recognition in industrial settings but lacks coverage of dangerous or anomalous events. TIMo[19] captures manufacturing tasks but is restricted to indoor, scripted setups. OpenPack[28] focuses on package handling activities with limited hazard coverage. Datasets like Safe/Unsafe Behaviors[30] and Construction Meta Action [27] include accident events or unsafe actions, but typically involve very few categories, limited video volume, and are often staged. Overall, these datasets are either narrow in scope, lack routine action coverage, or are closed-set with predefined labels—limiting their use for evaluating modern vision-language models in open-world safety-critical applications.

¹InHARD authors do not explicitly provide any category, we formed it based on the actions.

Multimodal and Open-Vocabulary Benchmarks. Recent interest in multimodal and vision-language models has led to the creation of benchmarks that test video-language alignment, temporal grounding, and compositional reasoning. Datasets such as VidSitu[18], Action Genome[10], EgoSchema[16], and VideoChatBench[29] emphasize reasoning over text-video pairs, but none focus on the unique demands of industrial or safety settings. Notably, these benchmarks are designed for rich linguistic understanding but do not cover rare, high-risk events or multi-label classification. Similarly, new long-video benchmarks like LVBench[23], LongVideoBench[24], and TempCompass [13] test temporal reasoning but again lack focus on safety or hazard detection.

In summary, while prior work has made substantial progress in both action recognition and video-language modeling, there remains a significant gap in benchmarking VLMs for industrial and safety-critical applications. Existing datasets either lack diversity, scale, or multimodal evaluation protocols needed to assess zero-shot generalization in real-world risk-sensitive environments. **iSafetyBench** fills this gap by providing a large, diverse, and open-vocabulary benchmark designed to jointly evaluate models on both routine industrial activities and rare hazardous events under realistic multi-label and zero-shot settings.

3. iSafetyBench: Benchmark Details

We introduce **iSafetyBench**, a new video benchmark designed to evaluate the capabilities of vision-language models (VLMs) in industrial environments. Unlike existing benchmarks, which primarily focus on general activities or staged scenarios, iSafetyBench captures the complexity of real-world industrial setups across both routine operations and hazardous incidents. The dataset comprises 1,100 short video clips (4–8 seconds each), collected from diverse environments such as factories, warehouses, construction sites, and retail spaces. Each clip is annotated with multiple open-vocabulary action labels, and paired with multiple-choice questions (MCQs) to facilitate structured evaluation. We support both single-correct and multiple-correct an-




Figure 3. *Examples from the normal dataset:* Our dataset encompasses a wide spectrum of actions, from routine industrial tasks such as loading and inspecting to unexpected behaviors like dancing in a warehouse.

swer settings, enabling robust assessment of discriminative and inclusive model capabilities. Importantly, the benchmark is designed for zero-shot evaluation, without any fine-tuning or task-specific adaptation, to assess generalization in safety-critical domains.

3.1. Dataset Curation Process

The construction of iSafetyBench followed a multi-stage pipeline focused on coverage, action diversity, and annotation quality. We began by defining a dual taxonomy of actions relevant to industrial settings, dividing them into routine (normal) actions and safety-critical (hazardous) events. This taxonomy was informed by workplace operation manuals, industrial safety guidelines, and publicly available accident reports. We then used Gemini 2.5 Pro to generate keyword-based search queries for each action tag, which were used to retrieve candidate videos from YouTube. All videos were manually reviewed to ensure relevance and trimmed into 4–8 second clips centered around the target action. This preprocessing step minimizes contextual distractions and ensures clarity of action content. An overview of the whole process is given in Fig. 2

Normal Actions. For normal industrial behavior, we define 98 open-vocabulary action labels grouped into eight functional categories: Material Handling & Movement (e.g., pouring, lifting), Assembly & Production Tasks (e.g., screwing, sealing boxes), Machinery Operation & Maintenance (e.g., operating drills or presses), Vehicle Interaction

& Site Logistics (e.g., loading/unloading trucks), Inspection & Quality Control (e.g., measuring, photographing), Communication & Human Interaction (e.g., assisting, pointing), Navigation & Personal Movement (e.g., walking, putting on PPE), and Surveillance & Observation (e.g., monitoring via camera or flashlight). These categories reflect the breadth of activities typical to real-world industrial workflows.

Hazardous Actions. To capture the wide range of dangerous scenarios, we define 67 hazard labels across ten categories: Machinery & Equipment Operation Errors (e.g., unsafe forklift usage), Entanglement & Compression Hazards (e.g., clothing caught in machines), Structural Failures and Collapses (e.g., shelf or wall collapse), Fire, Explosion & Thermal Hazards (e.g., fire outbreak, equipment overheating), Manual Handling & Lifting Incidents (e.g., lifting injuries, strain-related accidents), Vehicle & Traffic Related Incidents (e.g., collisions, persons hit by vehicles), Rescue & Situational Awareness (e.g., evacuations, aiding injured workers), Environmental Hazards (e.g., unsafe floors, sparks), Slips, Trips & Falls (e.g., falls from height, tripping), and Security & Misconduct (e.g., altercations, vandalism). This taxonomy is grounded in real accident case studies and industrial safety documentation.

3.2. Video Retrieval and Preprocessing

To collect video data, we used Gemini 2.5 Pro to generate diverse query phrases tailored to each action label in both the normal and hazard taxonomies. These queries were




Figure 4. *Examples from the danger/hazard dataset:* Our dataset includes various hazardous scenarios, ranging from load collapses and personal injuries to emergency incidents like fire.

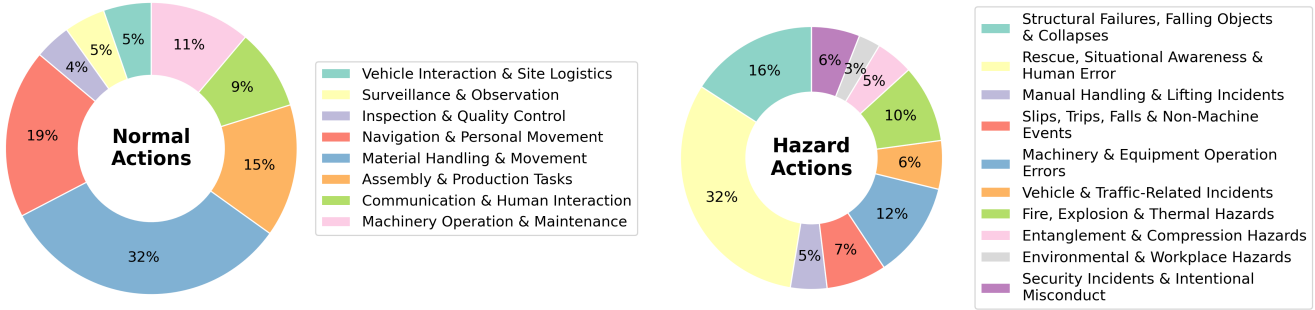


Figure 5. *Dataset distribution:* Distribution of action tag categories in iSafetyBench.

used to search YouTube, from which we curated candidate videos. Annotators then manually reviewed the clips and identified segments clearly depicting a single or small group of relevant actions. Each selected segment was trimmed to 4–8 seconds in length to ensure focus and clarity. This manual curation process resulted in high-quality, action-centric video clips that reflect real-world variability in lighting, camera angle, and background clutter.

3.3. Annotation and Review

Each clip was annotated using a semi-automated pipeline. A human annotator first wrote a free-form caption describing all observable actions involving humans, tools, or vehicles. These captions were processed through Gemini 2.5 Pro, which proposed a list of potential action tags from our predefined taxonomy. The annotator then reviewed and re-

fined these tags to ensure semantic consistency and coverage. This process balances scalability and precision, ensuring high-quality annotations while maintaining efficient throughput across the large-scale dataset.

3.4. Dataset Statistics

The final dataset comprises 1,100 video clips, with 680 labeled as normal (Fig. 3) and 420 labeled as hazard scenarios (Fig. 4). Across all videos, we obtain 98 distinct normal action labels and 67 hazard labels, resulting in 1,468 annotated normal action instances and 888 hazard instances. On average, each clip contains 2–3 annotated actions, with substantial multi-label overlap due to the complexity of real-world scenarios. The dataset spans both indoor and outdoor environments, varied weather and lighting conditions, and includes both first-person and third-person viewpoints.

Model	Normal				Danger/Hazard				Average of Both	
	Single	Multi			Single	Multi			Single	Multi
	Acc (%)	Precision	Recall	F1 Score	Acc (%)	Precision	Recall	F1 Score	Acc (%)	F1 Score
Ovis2-8B	47.3	47.6	71.3	53.4	40.3	45.0	54.1	46.2	43.8	49.8
InternVL2.5-8B-MPO	42.2	47.2	64.1	50.8	38.3	47.0	57.7	49.0	40.25	49.9
Qwen2.5-VL-7B-Instruct	46.9	44.5	62.7	49.2	33.6	40.5	47.9	41.7	40.25	45.45
VideoLLaMA3-7B	38.9	49.6	37.4	39.7	32.7	46.2	34.1	36.5	35.8	38.1
VideoChat-Flash-7B	31.0	36.3	44.2	33.6	26.8	36.0	39.1	31.0	28.9	32.3
Oryx-7B	25.0	37.8	41.7	30.3	21.5	34.7	37.2	26.6	23.25	28.45
Valley-Eagle-7B	48.8	59.1	47.7	48.7	35.9	54.5	36.8	40.9	42.35	44.8
GPT-4o	40.3	50.0	59.1	51.6	37.3	49.3	45.4	45.1	38.8	48.35

Table 2. *Performance Evaluation*: Performance of VLMs on normal and danger/hazard scenarios of iSafetyBench.

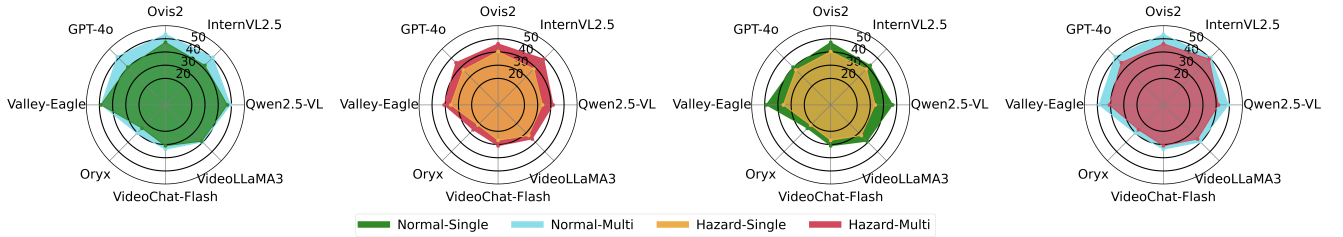


Figure 6. *Performance comparison of models*: We observe a consistent drop in accuracy from multi-choice to single-choice evaluations, and from normal routine to hazardous video scenarios.

Fig. 5 visualizes the frequency distribution of action categories, highlighting the prevalence of routine tasks such as material handling and the prominence of situational awareness and structural failures in hazard scenarios.

3.5. Evaluation Setup

To evaluate model performance in a structured setting, we pair each video with multiple-choice questions designed to test understanding of observed actions. For every action-labeled video, we construct two types of MCQs. In the single-correct-choice setting, the question targets one ground-truth action and includes 15 distractors, with only one correct answer. In the multiple-correct-choice setting, several actions may be valid, and the model must identify all applicable answers from a list of 16 options. This dual formulation supports both precision-oriented and recall-oriented evaluation.

Distractor options are generated using Gemini 2.5 Pro by selecting actions that are semantically or visually similar to the ground truth but incorrect. These options are manually verified and refined to ensure that each question is challenging and unambiguous, avoiding trivial elimination.

Evaluation Metrics. We adopt accuracy for single-correct-choice questions, where a response is correct only if the model selects the single ground-truth action. For multiple-correct-choice questions, we compute precision, recall, and F1 score based on the set of selected versus true labels. Precision captures how many of the predicted ac-

tions are correct, recall captures how many of the ground-truth actions are retrieved, and F1 score balances the two. This dual-metric setup allows us to evaluate both fine-grained decision-making and broader scene understanding under open-vocabulary, zero-shot settings.

4. Experiments and Results

Video Language Models: We evaluate eight state-of-the-art Vision-Language Models (VLMs) on our normal and accident video datasets. The open-source models include Ovis2-8B [15], InternVL2.5-8B-MPO [22], Qwen2.5-VL-7B-Instruct [2], VideoLLaMA3-7B [29], VideoChat-Flash-7B [11], Valley-Eagle-7B [26], and Oryx-7B [14], with parameter counts ranging from 7 to 8 billion. GPT-4o [17] is the only closed-source model evaluated in our study. We evaluate all the videos in our dataset in a zero-shot setting.

4.1. Results and analysis

As seen in Tab. 2 and Fig. 6, most models score between 35% and 50%. This shows that their overall understanding of industrial and security actions remains limited. The highest result is 53.4% by Ovis2-8B on normal multiple-correct-choice videos. This emphasizes that even the most advanced models struggle to interpret these scenarios accurately. Fig. 7, Fig. 8, and Fig. 9 present qualitative results from iSafetyBench, showcasing representative examples from both normal and hazardous scenarios under single-label and multi-label evaluation settings. These figures



Figure 7. *Success and failure examples for normal single-choice MCQs:* In the top sequence, Ovis2-8B correctly sees someone putting something down on a surface. In the bottom sequence, it mistakes that motion for tearing paper.



Figure 8. *Success and failure examples for hazard single-choice MCQs:* In the top sequence, Ovis2-8B correctly spots someone moving away from danger. In the bottom sequence, it mistakes that action for someone running a rolling machine unsafely.

highlight the model outputs from Ovis2-8B, one of the best-performing vision-language models in our study. For each setting, we illustrate both successful predictions—where the model correctly identifies all relevant actions—and failure cases, where the model misinterprets the scene or misses key safety-critical cues.

Single-label vs. Multi-label Performance: Across our eight models, the average jump from single-label accuracy to multi-label F1 is 4.6% for normal actions and 6.3% for hazard actions. The largest individual improvement on normal actions is 11.3% (GPT-4o: 40.3% → 51.6%), and on hazard actions it is 10.7% (InternVL2.5-8B-MPO: 38.3% → 49.0%). This consistent uplift underscores the benefit of multi-label evaluation in granting partial credit for correctly identified subsets of actions. In the *Average of Both* columns of Tab. 2, it is seen multi scores exceed single-label accuracy for most models. InternVL2.5-8B-MPO exhibits the largest mean uplift (40.25% vs. 49.90%), followed by GPT-4o (38.80% vs. 48.35%) and Ovis2-8B (43.80% vs. 49.80%). Only Valley-Eagle-7B shows a smaller gap (42.35% vs. 44.80%).

Normal vs. Hazard Performance: On average, models score higher on normal-action questions than on hazard questions. Across the eight models, the mean single-label accuracy drops an average gap of 6.7%. In the multi-label setting, the average gap is 5%. The largest drop in single-label performance occurs for Qwen2.5-VL-7B-Instruct (46.9% → 33.6%, a 13.3% gap), while Valley-Eagle-7B exhibits the biggest multi-label decline (48.7% → 40.9%, a 7.8% gap). These results show that recognizing rare or safety-critical events remains substantially more challenging than routine activities.

Category-wise Performance: We examined the category-wise performance of our four top-performing models [2, 15, 17, 26]. As shown in Fig. 10, all four models achieve their highest accuracy on structured, object-centric normal actions such as Assembly & Production Tasks (APT) and Vehicle Interaction & Site Logistics (VSL) with scores clustered around 65–70%, followed closely by Surveillance & Observation (SO). In contrast, Material Handling & Movement (MHM) and Communication & Human Interaction (CHI) remain challenging (20–35%). For hazard actions, events with strong distinctive visual

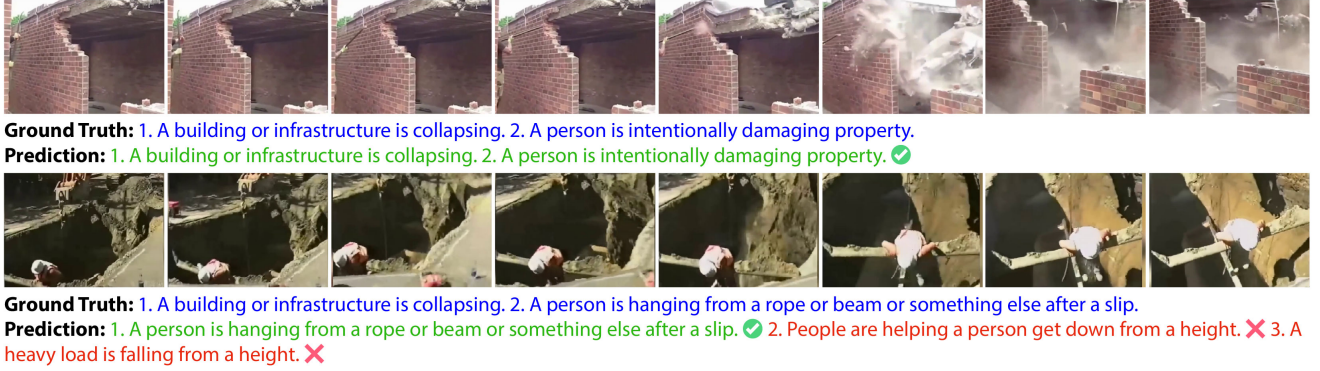


Figure 9. *Success and failure examples for hazard multi-choice MCQs:* In the top sequence, Ovis2-8B correctly picks out both the building collapsing and someone tearing down the wall. In the bottom sequence, it sees the person hanging after a slip but then wrongly labels the scene as people helping them down and a heavy load falling.

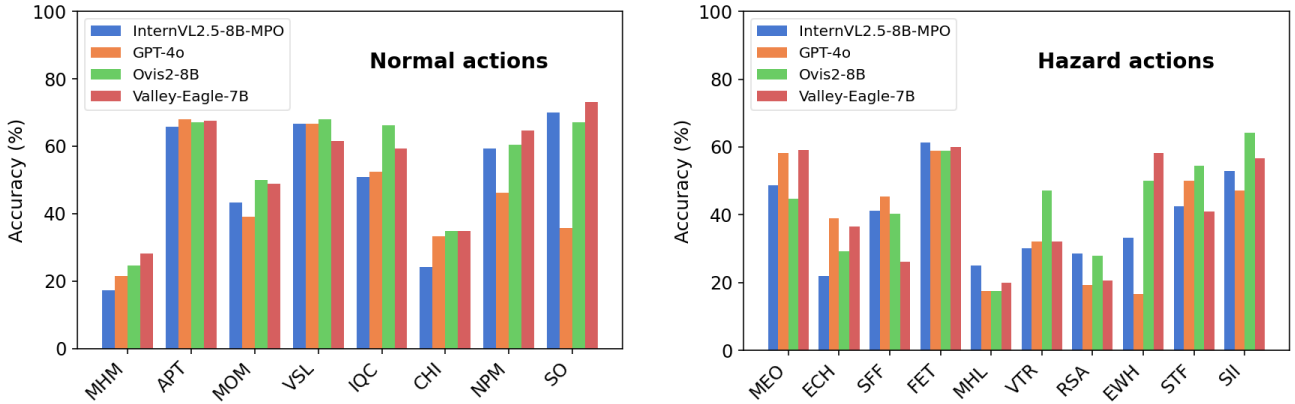


Figure 10. *Performance Analysis Across Categories:* Accuracy distribution across action categories for the four top-performing models. The models show lower performance in categories such as Material Handling & Movement (MHM), Communication & Human Interaction (CHI), Rescue, Situational Awareness & Human Error (RSA), and Manual Handling & Lifting Incidents (MHL).

cues like Fire, Explosion & Thermal Hazards (FET) and Security Incidents & Intentional Misconduct (SII)—reach 55–65% accuracy, while subtle, context-dependent hazard categories such as Rescue, Situational Awareness & Human Error (RSA) and Manual Handling & Lifting Incidents (MHL) fall below 30%.

5. Conclusion

In this work, we introduced **iSafetyBench**, a new benchmark designed to assess the capabilities of vision-language models (VLMs) in industrial and safety-critical scenarios. Unlike prior datasets that focus on generic or narrowly-defined tasks, iSafetyBench covers a broad spectrum of real-world activities across both routine operations and hazardous incidents. The dataset supports open-vocabulary multi-label annotation and structured multiple-choice question answering, enabling zero-shot evaluation of video-language understanding in both single and multi-label set-

tings.

We conducted a comprehensive evaluation of eight state-of-the-art VLMs under zero-shot conditions and found that current models struggle to generalize to the complexity of industrial and safety-critical tasks. Performance consistently declines on hazardous actions compared to routine activities, and models exhibit higher accuracy in multi-label settings where partial credit is possible. Moreover, models tend to perform better on object-centric, visually distinct actions than on subtle, interaction-heavy behaviors—highlighting a key shortcoming in current model reasoning capabilities.

These findings reveal the significant gap between existing models and the demands of real-world industrial and safety applications. By offering a challenging, diverse, and safety-relevant benchmark, iSafetyBench provides a crucial testbed for driving progress in VLMs toward robust understanding in high-stakes environments.

6. Acknowledgement

This research was supported in part by The Florida High Tech Corridor’s Matching Grant Research Program at UCF.

References

- [1] Andra Acsintoae, Andrei Florescu, Mariana-Iuliana Georgescu, Tudor Mare, Paul Sumedrea, Radu Tudor Ionescu, Fahad Shahbaz Khan, and Mubarak Shah. Ubnor-normal: New benchmark for supervised open-set video anomaly detection. In *Proceedings of the IEEE/CVF Conference on Computer Vision and Pattern Recognition (CVPR)*, 2022. 2
- [2] Shuai Bai, Keqin Chen, Xuejing Liu, Jialin Wang, Wenbin Ge, Sibao Song, Kai Dang, Peng Wang, Shijie Wang, Jun Tang, Humen Zhong, Yuanzhi Zhu, Mingkun Yang, Zhao-hai Li, Jianqiang Wan, Pengfei Wang, Wei Ding, Zheren Fu, Yiheng Xu, Jiabo Ye, Xi Zhang, Tianbao Xie, Zesen Cheng, Hang Zhang, Zhibo Yang, Haiyang Xu, and Junyang Lin. Qwen2.5-vl technical report. *arXiv preprint arXiv:2502.13923*, 2025. 6, 7
- [3] Fabian Caba Heilbron, Victor Escorcia, Bernard Ghanem, and Juan Carlos Niebles. Activitynet: A large-scale video benchmark for human activity understanding. In *Proceedings of the IEEE Conference on Computer Vision and Pattern Recognition (CVPR)*, pages 961–970, 2015. 2
- [4] Joao Carreira, Eric Noland, Chloe Hillier, and Andrew Zisserman. A short note on the kinetics-700 human action dataset. *arXiv preprint arXiv:1907.06987*, 2019. 1, 2
- [5] Kellie Corona, Katie Osterdahl, Roderic Collins, and Anthony Hoogs. Meva: A large-scale multiview, multimodal video dataset for activity detection. In *Proceedings of the IEEE/CVF Winter Conference on Applications of Computer Vision (WACV)*, pages 1060–1068, 2021. 2
- [6] M. DALLEL, V. HAVARD, D. BAUDRY, and X. SAVATIER. Inhard - industrial human action recognition dataset in the context of industrial collaborative robotics. In *2020 IEEE International Conference on Human-Machine Systems (ICHMS)*, pages 1–6, 2020. 2, 3
- [7] Dima Damen, Hazel Doughty, Giovanni Maria Farinella, Sanja Fidler, Antonino Furnari, Evangelos Kazakos, Davide Moltisanti, Jonathan Munro, Toby Perrett, Will Price, and Michael Wray. Scaling egocentric vision: The epic-kitchens dataset. In *Proceedings of the European Conference on Computer Vision (ECCV)*, 2018. 2
- [8] Raghav Goyal, Samira Ebrahimi Kahou, Vincent Michalski, Joanna Materzynska, Susanne Westphal, Heuna Kim, Valentin Haenel, Ingo Fruend, Peter Yianilos, Moritz Mueller-Freitag, Florian Hoppe, Christian Thureau, Ingo Bax, and Roland Memisevic. The “something something” video database for learning and evaluating visual common sense. In *Proceedings of the IEEE International Conference on Computer Vision (ICCV)*, pages 5842–5850, 2017. 1, 2
- [9] Kristen et al. Grauman. Ego4d: Around the world in 3,000 hours of egocentric video. In *Proceedings of the IEEE/CVF Conference on Computer Vision and Pattern Recognition (CVPR)*, pages 18995–19012, 2022. 1, 2
- [10] Jingwei Ji, Ranjay Krishna, Li Fei-Fei, and Juan Carlos Niebles. Action genome: Actions as compositions of spatio-temporal scene graphs. In *2020 IEEE/CVF Conference on Computer Vision and Pattern Recognition (CVPR)*, pages 10233–10244, 2020. 3
- [11] Xinhao Li, Yi Wang, Jiashuo Yu, Xiangyu Zeng, Yuhao Zhu, Haian Huang, Jianfei Gao, Kunchang Li, Yinan He, Chenting Wang, Yu Qiao, Yali Wang, and Limin Wang. Videochat-flash: Hierarchical compression for long-context video modeling. *arXiv preprint arXiv:2501.00574*, 2025. 6
- [12] Wen Liu, Weixin Luo, Dongze Lian, and Shenghua Gao. Future frame prediction for anomaly detection – a new baseline. In *Proceedings of the IEEE Conference on Computer Vision and Pattern Recognition (CVPR)*, pages 6536–6545, 2018. 2
- [13] Yuanxin Liu, Shicheng Li, Yi Liu, Yuxiang Wang, Shuhuai Ren, Lei Li, Sishuo Chen, Xu Sun, and Lu Hou. TempCompass: Do video LLMs really understand videos? In *Findings of the Association for Computational Linguistics: ACL 2024*, pages 8731–8772, Bangkok, Thailand, 2024. Association for Computational Linguistics. 3
- [14] Zuyan Liu, Yuhao Dong, Ziwei Liu, Winston Hu, Jiwen Lu, and Yongming Rao. Oryx MLLM: On-demand spatial-temporal understanding at arbitrary resolution. *arXiv preprint arXiv:2409.12961*, 2024. 6
- [15] Shiyin Lu, Yang Li, Qing-Guo Chen, Zhao Xu, Weihua Luo, Kaifu Zhang, and Han-Jia Ye. Ovis: Structural embedding alignment for multimodal large language model. *arXiv preprint arXiv:2405.20797*, 2024. 6, 7
- [16] Kartikeya Mangalam, Raiymbek Akshulakov, and Jitendra Malik. Egoschema: A diagnostic benchmark for very long-form video language understanding. In *Advances in Neural Information Processing Systems*, pages 46212–46244. Curran Associates, Inc., 2023. 3
- [17] OpenAI. Introducing GPT-4o. <https://openai.com/index/gpt-4o-and-more-tools-to-chatgpt-free/>, 2024. Blog post, accessed 2025-07-02. 6, 7
- [18] Arka Sadhu, Tanmay Gupta, Mark Yatskar, Ram Nevatia, and Aniruddha Kembhavi. Visual semantic role labeling for video understanding. In *2021 IEEE/CVF Conference on Computer Vision and Pattern Recognition (CVPR)*, pages 5585–5596, 2021. 3
- [19] Pascal Schneider, Yuriy Anisimov, Raisul Islam, Bruno Mirbach, Jason Rambach, Didier Stricker, and Frédéric Granddier. Timo—a dataset for indoor building monitoring with a time-of-flight camera. *Sensors*, 22(11), 2022. 2, 3
- [20] Gunnar A. Sigurdsson, Gül Varol, Xiaolong Wang, Ali Farhadi, Ivan Laptev, and Abhinav Gupta. Hollywood in homes: Crowdsourcing data collection for activity understanding. In *Computer Vision – ECCV 2016*, pages 510–526, 2016. 2
- [21] Waqas Sultani, Chen Chen, and Mubarak Shah. Real-world anomaly detection in surveillance videos. In *2018 IEEE/CVF Conference on Computer Vision and Pattern Recognition*, pages 6479–6488, 2018. 2, 3
- [22] Weiyun Wang, Zhe Chen, Wenhao Wang, Yue Cao, Yangzhou Liu, Zhangwei Gao, Jinguo Zhu, Xizhou Zhu, Lewei Lu, Yu Qiao, and Jifeng Dai. Enhancing the reasoning ability of multimodal large language models via mixed

- preference optimization. *arXiv preprint arXiv:2411.10442*, 2024. 6
- [23] Weihang Wang, Zehai He, Wenyi Hong, Yean Cheng, Xiaohan Zhang, Ji Qi, Xiaotao Gu, Shiyu Huang, Bin Xu, Yuxiao Dong, Ming Ding, and Jie Tang. Lvbench: An extreme long video understanding benchmark, 2024. 3
 - [24] Haoning Wu, Dongxu Li, Bei Chen, and Junnan Li. Longvideobench: A benchmark for long-context interleaved video-language understanding. In *Advances in Neural Information Processing Systems*, pages 28828–28857. Curran Associates, Inc., 2024. 3
 - [25] Peng Wu, Jing Liu, Yujia Shi, Yujia Sun, Fangtao Shao, Zhaoyang Wu, and Zhiwei Yang. Not only look, but also listen: Learning multimodal violence detection under weak supervision. In *Proceedings of the European Conference on Computer Vision (ECCV)*, 2020. 2
 - [26] Ziheng Wu, Zhenghao Chen, Ruipu Luo, Can Zhang, Yuan Gao, Zhentao He, Xian Wang, Haoran Lin, and Minghui Qiu. Valley2: Exploring multimodal models with scalable vision-language design. *arXiv preprint arXiv:2501.05901*, 2025. 6, 7
 - [27] Meng Yang, Chengke Wu, Yuanjun Guo, Rui Jiang, Feixiang Zhou, Jianlin Zhang, and Zhile Yang. Transformer-based deep learning model and video dataset for unsafe action identification in construction projects. *Automation in Construction*, 146:104703, 2023. 2, 3
 - [28] Naoya Yoshimura, Jaime Morales, Takuya Maekawa, and Takahiro Hara. OpenPack: A Large-Scale Dataset for Recognizing Packaging Works in IoT-Enabled Logistic Environments. In *2024 IEEE International Conference on Pervasive Computing and Communications (PerCom)*, pages 90–97, Los Alamitos, CA, USA, 2024. IEEE Computer Society. 3
 - [29] Boqiang Zhang, Kehan Li, Zesen Cheng, Zhiqiang Hu, Yuqian Yuan, Guanzheng Chen, Sicong Leng, Yuming Jiang, Hang Zhang, Xin Li, Peng Jin, Wenqi Zhang, Fan Wang, Li-dong Bing, and Deli Zhao. Videollama 3: Frontier multimodal foundation models for image and video understanding. *arXiv preprint arXiv:2501.13106*, 2025. 3, 6
 - [30] Oğuzhan Önal and Emre Dandıl. Video dataset for the detection of safe and unsafe behaviours in workplaces. *Data in Brief*, 56:110791, 2024. 2, 3



iSafetyBench: A video-language benchmark for safety in industrial environment

Supplementary Material

In the supplementary material, we provide the detail list of actions for both the normal and hazard dataset.

A. List of Normal Actions

Material Handling & Movement

1. pouring something
2. holding object
3. moving object
4. placing object
5. stacking objects
6. pulling object
7. pushing object
8. rotating object
9. folding fabric
10. tying fabric
11. stamping object
12. loading materials
13. unloading materials
14. picking object
15. rotating wood planks
16. tearing something
17. poking object
18. arranging objects
19. rolling object
20. wrapping chain
21. attaching label

Assembly & Production Tasks

22. assembling electronic components
23. screwing parts
24. adjusting wiring
25. inserting screws
26. cutting with machine
27. bending metal sheet
28. cleaning object
29. sealing boxes
30. scanning label
31. sewing
32. connecting pipes
33. testing product functionality
34. heating metal
35. opening panel cover
36. closing panel cover
37. digging

Machinery Operation & Maintenance

38. operating machine
39. pressing button
40. adjusting fastener with wrench
41. hammering component
42. using jack to lift vehicle
43. adjusting machine components
44. detaching part from machinery

Vehicle Interaction & Site Logistics

45. driving vehicle
46. parking vehicle
47. backing vehicle
48. opening vehicle door
49. closing vehicle door
50. entering vehicle
51. exiting vehicle
52. loading to truck
53. unloading from truck
54. attaching chain to vehicle
55. changing tire
56. operating industrial vehicle

Inspection & Quality Control

57. inspecting equipment or text
58. looking at screen
59. measuring with tape
60. writing notes
61. taking a photo

Communication & Human Interaction

62. talking
63. pointing at something
64. signaling to someone
65. posing for camera
66. calling for help
67. assisting injured coworker
68. arguing
69. arresting person
70. knocking on window
71. shaking hands

Navigation & Personal Movement

72. adjusting clothing
73. standing
74. walking
75. running
76. entering doorway

77. exiting doorway
78. crouching
79. bending down
80. balancing on beam
81. dancing
82. showing discomfort
83. jumping
84. rubbing eyes
85. rubbing head
86. yawning
87. checking self
88. sitting
89. falling down
90. eating
91. getting up
92. putting on PPE
93. taking off PPE
94. crawling

Surveillance & Observation

95. monitoring onboard camera
96. appearing on security feed
97. searching area with flashlight
98. watching process

B. List of Dangerous/Hazard Actions

Machinery & Equipment Operation Errors

1. operating forklift
2. forklift blade detaching
3. operating heavy equipment dangerously
4. operating hydraulic press
5. operating rolling machine
6. rotating machine lever
7. adjusting machine while running
8. robotic arm misoperation
9. walking on moving conveyor
10. misusing lift platform
11. machine part flying off
12. improper use of flamethrower

Entanglement & Compression Hazards

13. shirt caught in machine
14. hair caught in appliance
15. foot stuck in conveyor
16. body pulled into machine
17. trapped between closing machine sides
18. crushed under overturned vehicle

Structural Failures, Falling Objects & Collapses

19. structural collapse
20. falling load
21. heavy object slipping
22. break under load

23. warehouse shelves toppling
24. crane imbalance with suspended load
25. glass shattering on impact
26. unloading truck load fall

Fire, Explosion & Thermal Hazards

27. fire incident
28. pressurized vessel explosion
29. machine explosion
30. gas burst

Manual Handling & Lifting Incidents

31. lifting heavy load
32. pushing heavy load
33. pulling heavy load
34. carrying heavy load
35. carrying object and slipping

Vehicle & Traffic-Related Incidents

36. driving car
37. vehicle crash into building or stationary object
38. vehicle losing control
39. collision between vehicles
40. driver thrown during crash
41. car hood malfunction or improper interaction
42. person dragged by vehicle
43. vehicle falling off edge

Rescue, Situational Awareness & Human Error

44. lifting object off person
45. extinguishing fire
46. rescue effort
47. helping person down from height
48. searching debris for victims
49. signalling others about hazard
50. filming incident
51. watching incident passively
52. escaping from danger

Environmental & Workplace Hazards

53. equipment emitting sparks
54. overstacked shelves
55. cluttered workspace
56. flooded floor
57. platform failure

Slips, Trips, Falls & Non-Machine Events

58. person falling down
59. tree falling nearby
60. hanging from something after slip

Security Incidents & Intentional Misconduct

61. moving in a suspicious manner
62. physical altercation or fighting

- 63. vandalism or intentional property damage
- 64. intention of theft
- 65. police arrest
- 66. police search
- 67. firearm discharge