

EVMx: An FPGA-Based Smart Contract Processing Unit

Joel Poncha Lemayian^{*}, Hachem Bensalem^{*}, Ghyslaine Gagnon^{*}, Kaiwen Zhang[†], and Pascal Giard^{*}

^{*}Department of Electrical Engineering, École de technologie supérieure (ÉTS), Montréal, Canada

[†]Department of Software Engineering and IT, École de technologie supérieure (ÉTS), Montréal, Canada

Email: joel-poncha.lemayian.1@ens.etsmtl.ca, {hachem.bensalem, kaiwen.zhang, pascal.giard}@etsmtl.ca

Abstract—Ethereum blockchain uses smart contracts (SCs) to implement decentralized applications (dApps). SCs are executed by the Ethereum virtual machine (EVM) running within an Ethereum client. Moreover, the EVM has been widely adopted by other blockchain platforms, including Solana, Cardano, Avalanche, Polkadot, and more. However, the EVM performance is limited by the constraints of the general-purpose computer it operates on. This work proposes offloading SC execution onto a dedicated hardware-based EVM. Specifically, EVMx is an FPGA-based SC execution engine that benefits from the inherent parallelism and high-speed processing capabilities of a hardware architecture. Synthesis results demonstrate a reduction in execution time of 61% to 99% for commonly used operation codes compared to CPU-based SC execution environments. Moreover, the execution time of Ethereum blocks on EVMx is up to 6× faster compared to analogous works in the literature. These results highlight the potential of the proposed architecture to accelerate SC execution and enhance the performance of EVM-compatible blockchains.

Index Terms—EVM, Ethereum, Blockchain, Smart Contracts, FPGA, Blockchain Hardware.

I. INTRODUCTION

Ethereum blockchain pioneered smart contracts (SCs) and decentralized applications (dApps), thereby transforming the blockchain ecosystem by enabling programmable, self-executing contracts and broadening the use cases of blockchain technology beyond transactions [1]. Its ability to host programmable logic on-chain has revolutionized blockchain and created the foundation for the Web3 ecosystem [1]. This is mainly enabled by its introduction of the Turing-complete Ethereum virtual machine (EVM), which serves as the execution environment for SCs [2]. Unlike Bitcoin, which is primarily a digital currency, Ethereum introduced a versatile platform where developers could build and deploy decentralized applications, tokenize assets, and create decentralized finance (DeFi) ecosystems [3].

Subsequently, many emerging blockchain platforms adopted the Ethereum model and became EVM-compatible. This compatibility enables developers to utilize the existing Ethereum ecosystem (e.g., programming languages, wallet software, plugins, etc.) to build and deploy applications across multiple blockchains, thereby enhancing scalability and alleviating congestion on the Ethereum network. Notable examples of

EVM-compatible blockchains include Avalanche, Polkadot-Moonbeam, NEAR-Aurora, and Cardano [4].

The EVM plays a central role in EVM-compatible blockchain platforms, as it is involved in multiple stages of transaction processing. For instance, when a new block is added to the blockchain, validators use the EVM to execute SCs and verify transactions within the block [5]. Notably, 59% of Ethereum transactions involve SC execution, reflecting the extensive utilization of the EVM. Additionally, the remaining 41% also use the EVM to check signatures, update account balances, and apply state changes [1], [6]. Moreover, full and archival nodes, which maintain extensive histories of the blockchain, often depend on the EVM to synchronize and reconstruct a local copy of the blockchain by re-executing past transactions [7]. This synchronization process is often computationally intensive and can become a significant performance bottleneck [8].

Several approaches have been proposed in the literature to improve the performance and efficiency of the EVM [9], [10]. For instance, [9] and [10] introduce a blockchain processing unit (BPU) and a smart contract unit (SCU), respectively—both are field programmable gate array (FPGA)-based EVM implementations. These designs incorporate schedulers, decoders, and interpreters to evaluate and reorder SC operational codes (opcodes) for optimized execution, leveraging pipelining and parallelism to enhance performance. These works improve the execution time of SCs compared to central processing unit (CPU)-based EVMs.

However, SC opcodes are highly dependent [11], hence the cost of evaluating thousands of opcodes for parallelism may outweigh the benefit of executing a few in parallel. To address this trade-off, our implementation bypasses the reordering stage entirely, opting instead to process operations in their original sequence while selectively leveraging opportunities for parallel execution during processing.

This work proposes EVMx, an FPGA-based EVM that offloads the execution of SCs to a dedicated hardware device. The proposed architecture preserves the stack-based model of the existing EVM, ensuring seamless compatibility with existing EVM-based clients, while maintaining simplicity that prioritizes resource efficiency. Moreover, by leveraging the intrinsic speed that comes with the creation of dedicated hardware, the execution of SCs is projected to be significantly

faster compared to traditional software (SW)-based EVMs. Additionally, the dedicated hardware operates in isolation, removing SC processing from the limitations of the general-purpose computer running the EVM. This enhances performance and introduces an extra layer of security by isolating the execution environment.

The remainder of this work is organized as follows. Section II provides an overview of the EVM, outlining its key components and functionality. Section III introduces the proposed hardware architecture of the EVM, offering a comprehensive description of its design and a detailed explanation of specific opcode codes. Following this, Section IV presents the synthesis results of the proposed architecture and compares the execution times of various opcode codes and blocks to highlight performance improvements. Finally, Section V summarizes the findings of this work and its future direction.

II. EVM SYSTEM OVERVIEW

Ethereum SCs are primarily written in Solidity [12] and compiled into EVM bytecode. This bytecode is a sequence of opcodes deployed on the blockchain and executed by the EVM. Currently, the EVM supports 140 opcodes [13], each associated with a specific gas cost. Gas is a small fee that is associated with the execution of each opcode. It is charged by the blockchain network infrastructure to the sender of the SC to process a given transaction. The fee is measured in gwei (gigawei) and paid in Ether (ETH), Ethereum's native currency. The gas fee model serves as a safeguard against denial of service (DoS) attacks by preventing excessive computation [14]. The gas limit is the maximum amount of unit gas a user is willing to spend on a transaction. If the gas limit is exhausted, an *out of gas* exception is thrown by the EVM, halting further processing and reverting any changes [10].

Figure 1 illustrates the general structure of the EVM. The EVM follows a stack-based architecture and consists of several key components [14]. These components are:

- 1) **Stack:** A last-in, first-out (LIFO) structure that holds up to 1024 words of 32 bytes each. It temporarily stores intermediate results during contract execution. The cost of stack operations is relatively low.
- 2) **Memory:** A dynamically allocated, temporary storage area used during execution to hold SC data. Memory expansion increases costs, making its usage moderately expensive.
- 3) **Storage:** A persistent key-value store, where both keys and values are 32 bytes long. SCs use storage to maintain state variables across transactions. Due to its permanence, accessing storage is costly.
- 4) **Bytecode Memory:** A persistent part of a SC's account state, containing the bytecode executed by the EVM.
- 5) **Program Counter:** It tracks the current execution position within the SC bytecode, determining which opcode to execute next.
- 6) **Gas:** The total execution cost required to process a SC. It is measured in gas units.

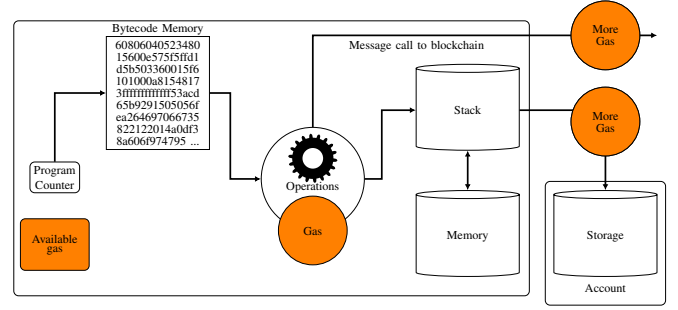


Fig. 1. A simplified general structure of the EVM. Adapted from [14].

III. PROPOSED HARDWARE ARCHITECTURE OF EVMx

This section presents the proposed architecture of EVMx. Each component of the EVM, as outlined in Section II, will be examined within the context of this architecture. Additionally, we will demonstrate the execution process of the CREATE2 opcode to illustrate the system's functionality.

Figure 2 illustrates the proposed architecture of EVMx. The EVM components discussed in Section II are highlighted in yellow and discussed below.

A. Stack

The stack (STK) processes 32-byte data during push-and-pop operations. To accommodate this, `pad0` pads the 1-byte data from bytecode memory (BCM). However, certain EVM operations, such as PUSH32, require reading multiple bytes from BCM before pushing them to the stack. Therefore, `r0` is a left-shift register that collects the data before pushing it.

B. Memory

Memory (MEM) consists of 2768 words, each with 1 byte. Moreover, it is byte-addressable. Data can be written in chunks of either 1 or 32 bytes, but only 32 bytes can be read at a time. Additionally, many MEM opcodes use an offset and a size parameter. The offset specifies the starting address in MEM for reading or writing, while the size defines the number of bytes to be copied or written. As a result, MEM contains two addresses, `oft` for offset and `size` for the size.

C. Storage

The storage (STR) component has a depth of 1024, where the key parameter serves as the address and the value parameter represents the input. This approach inherently limits the number of key-value pairs that can be stored in STR. However, SCs typically minimize storage usage due to its high cost.

D. Bytecode Memory and Gas

The BCM module stores the bytecode of the SC. It can hold up to 32768 one-byte words of opcodes and operands. When an opcode is read from the BCM, it is sent to the finite state machine (FSM). The FSM manages data flow by controlling read and write operations across components based on the executing opcode. Moreover, the gas component (GS) is a counter loaded with the gas limit. The FSM also ensures that

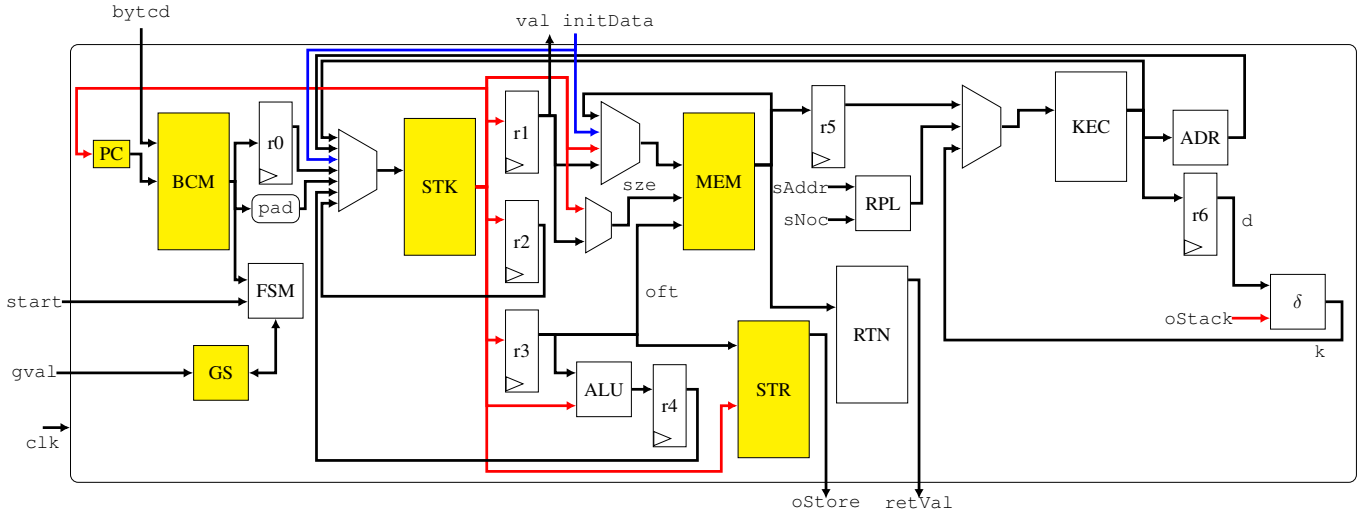


Fig. 2. Block diagram of the proposed architecture of EVMx. The architecture receives the SC bytecode via the `bytcd` interface and sequentially executes the instructions to fulfill the transaction request.

the gas cost associated with the executing opcode is deducted from the total gas.

E. Program Counter

Apart from incrementing sequentially from zero, the program counter (PC) can receive input from the STK to support opcodes like JUMP, which may require the PC to move to a specific location. Also, the PC outputs a 15-bit address that spans the entire BCM, executing all the opcodes.

F. Arithmetic Logic Unit

The arithmetic logic unit (ALU) component performs various arithmetic and logical operations, including addition, multiplication, division, shifting, and modulo operations. However, multiplication, modulo operations, and division are the most computationally expensive operations. Therefore, we explore efficient implementation techniques to optimize performance.

To perform multiplication, we utilize the shift-and-add algorithm, which performs multiplication by shifting [15]. Moreover, we utilize a non-restoring algorithm that employs shifting to perform division and modulo operations [16]. These techniques avoid the use of resources such as digital signal processors (DSPs) blocks, which impact the operating frequency and significantly increase the size of the device. Also, the algorithms handle all edge cases. For instance, when dividing by a power of two, the operation is reduced to a simple right shift, which is highly efficient in hardware.

G. Other Components

The Keccak256 (KEC) component computes the Keccak256 hash digest, while the address (ADR) component extracts the 20-byte Ethereum address from the digest. Additionally, the δ component calculates the output k using (1).

$$k = 0xff \parallel sAddr \parallel salt \parallel d, \quad (1)$$

where \parallel is the concatenation symbol, `0xff` is the required byte prefix for the CREATE2 opcode, `sAddr` is the address of the account deploying the new contract, `salt` is a user-defined input, and `d` is the Keccak256 digest. Also, the RPL component computes the recursive length prefix (RPL) encoding for executing the CREATE opcode, where `sNoc` is the sender's nonce.

H. EVM Inputs and Outputs

The EVM has several inputs and outputs. The `initData` input is an array containing initialization data used at the start of execution. The `oStore` signal provides access to stored data, while `retVal` retrieves the returned data from return memory (RTN) after a SC is executed. Additionally, `val` represents the value sent to a newly created contract.

The proposed architecture operates with a single synchronous clock (`clk`). The `start` signal initiates the SC execution process, while `gval` loads the total available gas. Also, `bytcd` loads the bytecode of a compiled SC to the BCM component.

I. Executing CREATE2 Opcode

The CREATE2 opcode generates a new Ethereum account and associates it with a specific code at a predictable address using (1) [13]. The newly created address is then pushed onto the STACK. During execution, the CREATE2 opcode pops four values from STK: `value`, `offset`, `size`, and `salt`. `Value` specifies the amount of cryptocurrency (in wei) to be sent to the new account. The `offset` variable indicates the byte offset in MEM where the initialization code for the new account is stored, while `size` defines the length (in bytes) of the code to be copied. Finally, `salt` is a 32-byte user-defined value that ensures that a unique address is created.

In Figure 2, when the FSM receives the CREATE2 opcode, it first pops `value` from the STK. Next, it pops `offset` and stores the popped value in `r1`. It then pops `size` and

the popped `offset` in `r3` in parallel. The system then reads data from memory based on `offset` and `size`, accumulating it in the left-shift register `r5`. Once the data is fully copied, its digest is computed using KEC and stored in `r6` as output `d`.

When `r6` is loaded, `salt` is popped in parallel from the STK. Then, δ computes k as shown in (1), and the result is passed through the KEC component once more. Finally, the first 20 bytes of the resulting Keccak256 digest are pushed onto the STK as the address of the newly created account.

J. Integrating EVMx with an Ethereum Client

EVM-based blockchain networks rely on clients to connect with peers and maintain network operations. For instance, Ethereum users may run clients such as Geth [17], Besu [18], or Nethermind [19]. These clients are independent implementations of Ethereum that validate data according to its protocols, ensuring the integrity and security of the network. In Ethereum, each node typically runs two clients: a consensus client, responsible for implementing the consensus algorithm, and an execution client, which listens to new transactions broadcast within the network and executes them using the EVM. Even though the integration of EVMx with an EVM-compatible client is beyond the scope of this work, this section provides insights on how such an integration with an Ethereum consensus client may be implemented.

EVMx is a hardware accelerator, and the presented results were obtained using the programmable logic (PL) part of the ZCU104 FPGA. While there are multiple viable approaches to integrate the proposed accelerator with a software Ethereum client, one of them would consist of hosting the software Ethereum client on a Linux operating system executed on the processing system (PS) part of the FPGA. By writing an appropriate kernel module, the Ethereum client could communicate with EVMx, notably transferring the smart contract bytecode, initiating the execution, and reading back the results.

K. Potential Operational Limitations

One of the main challenges faced by EVMx arises from memory limitations when executing large SCs. Specifically, the BCM currently stores the entire bytecode of the deployed contract locally. For large SCs, this bytecode could exceed the available on-chip memory of the FPGA. Additionally, transferring a large volume of data via `byted` may significantly increase the latency of SC execution.

To mitigate the memory limitation, the full bytecode could instead be stored in external memory, where segments would be streamed into a smaller buffer within the FPGA. This would provide efficient, temporary access during execution.

IV. RESULTS AND DISCUSSIONS

This section presents the synthesis results of the proposed architecture. Synthesis was done using Vivado 2024.2. The functionality of the EVM was verified by comparing its states with opcode executions on Playground [13] and Remix [20].

Table II compares the resource utilization of EVMx against works in the literature. Overall, the proposed implementation

TABLE I
RESOURCES UTILIZED BY CRUCIAL BLOCKS IN EVMx ON A ZYNQ ULTRASCALE FPGA.

Metrics	LUTs	Registers	RAM (kbits)
Stack (STK)	10 991	10	270
Memory (MEM)	2 230	548	288
Storage (STR)	0	0	270
Bytecode Memory (BCM)	1 097	22	522
Keccak (KEC)	2 523	1 620	0
Return Memory (RTN)	0	0	288
Arithmetic Logic unit (ALU)	5 564	5 295	0

TABLE II
COMPARISON WITH SIMILAR IMPLEMENTATIONS IN THE LITERATURE.

Metrics	BPU [9]	SCU [10]	EVMx
FPGA	Zynq 7000	Alveo U250	Zynq XCZU7EV
Area			
kLUTs	82.25	142.82	29.80 (13%)
Registers	67 646	98 850	10 720 (2%)
DSP	402	225	0
RAM (kbits)	450	3 090	1 638
Frequency (MHz)	100	300	142.86

requires fewer resources. In particular, it uses the least number of look up tables (LUTs), registers, and DSPs, indicating its suitability for resource-constrained applications. This efficiency may be due to the absence of additional scheduler and decoder blocks, as well as dedicated extra configurable units (Adder, stack, memory, multipliers, etc.) used in [9] and [10] to execute frequently used SCs in parallel. Moreover, the proposed architecture uses only 13% and 2% of the available LUTs and registers on a Zynq UltraScale (XCZU7EV) FPGA, indicating that there is more space available for additional functionality or optimization. Also, Table I summarizes the resources utilized by some of the main components in EVMx.

Figure 3 presents the 45 most commonly used opcodes in verified Ethereum SCs, sampled from Etherscan [21]. As shown, certain opcodes—such as JUMP, PUSH1, and PUSH2—appear frequently, while others are rarely used. Although EVMx is capable of executing the full set of EVM opcodes, we focus our analysis on some of the most frequently used ones identified in Figure 3 (e.g., PUSH, POP, and SWAP1), and evaluate their execution time on the proposed EVM architecture. Furthermore, we compare the execution times against those recorded by SW-based EVMs.

Table III presents a comparison of execution times for the selected opcodes on various CPUs against EVMx. To evaluate CPU performance, we refer to the benchmarks in [22], where three different Ethereum clients, PyEthereum, Go-Ethereum, and Parity, were executed on three CPU platforms. These clients ensure compliance with Ethereum protocol rules and execute the EVM. The tested CPUs were running Windows with an Intel i7 3.50 GHz processor, Linux with an Intel i7 3.50 GHz processor, and Mac with an Intel i5 2.8 GHz processor.

Moreover, Table III shows the best-performing CPU from each client in [22] and compares them against EVMx. Specifically, EVMx was evaluated against the PyEthereum client on

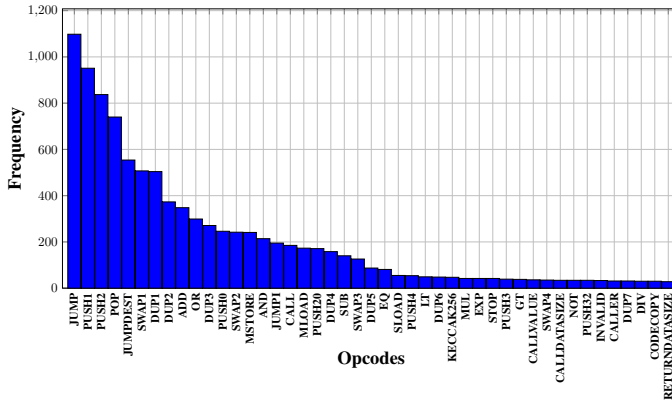


Fig. 3. Top 45 opcodes used in verified Ethereum SCs on Etherscan.

TABLE III
PROCESSING TIME OF OPCODES ON CPUS [22] AND ON EVMX

Category	Opcode	Name	Gas	LPy (ns)	WGo (ns)	WPa (ns)	EVMx (ns)	Δ^a %
Arithmetic	x01	ADD	3	510	602	610	28	95
	x03	SUB	3	440	611	606	28	94
Logic	x14	EQ	3	430	571	604	28	93
	x16	AND	3	480	643	703	28	94
	x17	OR	3	490	646	701	28	94
Environmental	x30	ADDRESS	2	2770	1170	608	7	99
	x33	CALLER	2	3640	1142	614	7	99
	x34	CALLVALUE	2	80	556	604	7	91
Memory/Stack	x50	POP	2	220	570	605	7	97
	x51	MLOAD	3	6950	1838	666	259	61
	x52	MSTORE	3	2830	1726	684	245	64
	x54	SLOAD	100	1990	694	701	21	97
	x60	PUSH1	3	260	600	640	14	95
	x90	SWAP1	3	310	528	550	28	91
	x80	DUP1	3	240	559	594	21	91

^a $\Delta = \frac{\text{Min}(LPy, WGo, WPa) - \text{EVMx}}{\text{Min}(LPy, WGo, WPa)} \times 100$, where Min is the minimum function.

Linux (LPy), the Go-Ethereum client on Windows (WGo), and the Parity client on Windows (WPa). The Δ column presents the relative percentage difference between EVMx and the minimum execution time recorded across the three CPU-based platforms. It shows that across all the opcodes, EVMx outperforms its software counterparts. The execution-time reduction ranges from 61% to 99% where most reductions are above 95%. This suggests that EVMx has a lower SC execution time.

Similar results are shown in Figure 4, which analyzes the execution time-to-gas ratio. The EVMx curve consistently lies below all other curves across all opcodes, aligning with the Δ column in Table III. This demonstrates that EVMx achieves the lowest execution time per unit of gas, indicating that executing opcodes on it is computationally less expensive than executing on CPU-based EVMs. As a result, users consume fewer resources to perform the same tasks while benefiting from higher throughput.

Table IV compares the execution time of Ethereum blocks against previous works. Specifically, we analyze blocks 6653220, 6653205, and 6653209 which were also executed using a CPU, BPU [9] and SCU [10]. In [10], multiple implementations of SCU (single and multi-core) were evaluated. For comparison, we use the best-performing SCU design

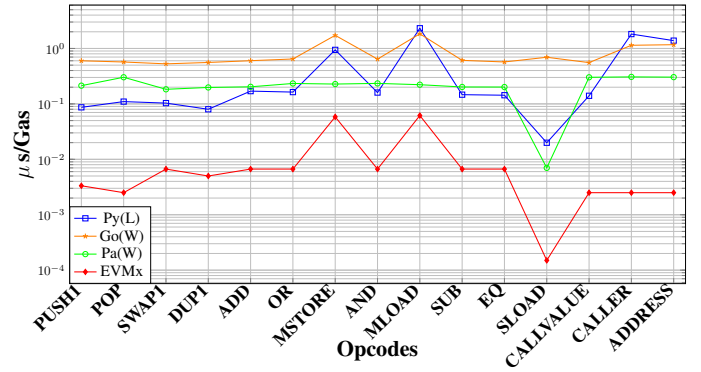


Fig. 4. Execution time of selected opcodes per unit gas.

TABLE IV
COMPARISON OF EXECUTION TIME OF ETHEREUM BLOCKS AGAINST WORKS IN LITERATURE.

Block	# of TxS	CPU (μs) [10]	BPU (μs) [9]	SCU (μs) [10]	EVMx (μs)	Δ %
6653205	16	3 696	218.40	64.65	30.37	53
6653220	9	4 184	165.70	52.21	27.77	47
6653209	159	46 092	1 595.80	372.01	232.82	37

and benchmark it against EVMx.

Table IV shows that the execution time of all the blocks using EVMx is relatively close to each other; this is expected as the size of blocks should be fairly similar to avoid orphaned blocks [23]. The table also shows that EVMx executes block 6653205 122 \times faster than the CPU, 7 \times faster than BPU, and 2 \times faster than SCU. Moreover, EVMx executes block 6653220 151 \times faster than the CPU, 6 \times faster than BPU, and 2 \times faster than SCU. Similarly, EVMx processes block 6653209 198 \times faster than the CPU, 7 \times faster than BPU, and 2 \times faster than SCU. These results demonstrate EVMx's potential to improve the performance of the EVM in executing SCs. The Δ column shows the difference in execution time between SCU and EVMx.

SCU analyzes the bytecode to detect dependencies and re-orders instructions accordingly before execution. Additionally, it uses a reordering buffer to write the results of out-of-order executions to storage elements correctly. These mechanisms may contribute to the time differences observed in Table IV.

V. CONCLUSION

This work presents an FPGA-based EVM design that offloads smart contract execution to a dedicated hardware (HW) architecture. The design closely follows the conventional stack-based EVM model, maintaining simplicity while prioritizing resource efficiency. To achieve this, the proposed architecture integrates optimized modules that significantly reduce resource usage. Experimental results show a reduction of 61% to 99% in execution time for selected opcodes. Additionally, the architecture executes entire Ethereum blocks up to 122 \times faster than CPU-based EVMs and 6 \times faster than comparable FPGA implementations in the literature. Despite being pre-

liminary, these results demonstrate the potential of EVMx to improve the execution time of the EVM compared to existing paradigms, consequently, improving the performance of EVM-compatible blockchain. Furthermore, the design occupies only 13% of the available LUTs on a Zynq UltraScale FPGA and operates at a frequency of 142.86 MHz, highlighting the potential for integrating additional functionality or applying further optimizations.

REFERENCES

- [1] V. Buterin *et al.*, "Ethereum white paper," *GitHub repository*, vol. 1, pp. 22–23, 2013.
- [2] S. Song, Z. Liao, T. Chen, X. Luo, Y. Zhang, and G. Wang, "An empirical study on the performance of EVMs and wasm vms for smart contract execution," in *Springer Int. Conf. on Blockchain and Trustworthy Syst.*, Jan. 2024, pp. 215–230.
- [3] B. Sriman and S. G. Kumar, "Decentralized finance (DeFi): the future of finance and DeFi application for Ethereum blockchain-based finance market," in *IEEE Int. Conf. on Advances in Comput., Communication and App. Info. (ACCAI)*, Jan. 2022, pp. 1–9.
- [4] R. Jia and S. Yin, "To EVM or not to EVM: Blockchain compatibility and network effects," in *Proceedings of the 2022 ACM CCS Workshop on Decentralized Finance and Security*, 2022, pp. 23–29.
- [5] D. Grandjean, L. Heimbach, and R. Wattenhofer, "Ethereum proof-of-stake consensus layer: Participation and decentralization," in *Springer Int. Conf. on Financial Crypt. and Data Sec.*, Jul. 2024, pp. 253–280.
- [6] M. Jin, R. Liu, and M. Monperrus, "On-chain analysis of smart contract dependency risks on ethereum," *arXiv preprint arXiv:2503.19548*, 2025.
- [7] A. Battah, Y. Iraqi, and E. Damiani, "Blockchain-based reputation systems: Implementation challenges and mitigation," *Electronics*, vol. 10, no. 3, p. 289, 2021.
- [8] M. Cortes-Goicoechea, T. Mohandas-Daryanani, J. L. Muñoz-Tapia, and L. Bautista-Gomez, "Can we run our Ethereum nodes at home?" *IEEE access*, 2024.
- [9] T. Lu and L. Peng, "Bpu: A blockchain processing unit for accelerated smart contract execution," in *IEEE Design Autom. Conf. (DAC)*, Jul. 2020.
- [10] —, "SCU: A hardware accelerator for smart contract execution," in *IEEE Int. Conf. on Blockchain*, Jul. 2023, pp. 356–364.
- [11] F. Contro, M. Crosara, M. Ceccato, and M. Dalla Preda, "Ethersolve: Computing an accurate control-flow graph from Ethereum bytecode," in *IEEE Int. Conf. on Program Comprehension (ICPC)*, Nov. 2021, pp. 127–137.
- [12] Ethereum. (2025, Jan. 30) Solidity. [Online]. Available: <https://docs.soliditylang.org/en/latest/>
- [13] —. (2025, Jan. 30) An Ethereum virtual machine opcodes interactive reference. [Online]. Available: <https://www.evm.codes/>
- [14] S. Bistarelli, G. Mazzante, M. Micheletti, L. Mostarda, D. Sestili, and F. Tiezzi, "Ethereum smart contracts: Analysis and statistics of their source code and opcodes," *Elsevier Int. of Things*, vol. 11, p. 100198, 2020.
- [15] A. Pathan and T. D. Memon, "An optimised 3×3 shift and add multiplier on FPGA," in *IEEE Int. Bhurban Conf. on App. Sci. and Tech. (IBCAST)*. IEEE, 2017, pp. 346–350.
- [16] K. Jun and E. E. Swartzlander, "Modified non-restoring division algorithm with improved delay profile and error correction," in *IEEE Asilomar Conf. on Sig., Syst. and Comp. (ASILOMAR)*. IEEE, 2012, pp. 1460–1464.
- [17] (2025, May 15) go-ethereum. [Online]. Available: <https://geth.ethereum.org/>
- [18] (2025, May 15) Besu Ethereum client. [Online]. Available: <https://besu.hyperledger.org/>
- [19] NETHERMIND. (2025, May 15) Building blocks for the decentralized future. [Online]. Available: <https://besu.hyperledger.org/>
- [20] Ethereum. (2025, Feb. 02) Remix - Ethereum IDE. [Online]. Available: <https://remix.ethereum.org/>
- [21] —. (2025, Feb. 02) Etherscan. [Online]. Available: <https://etherscan.io/>
- [22] A. Aldweesh, M. Alharby, M. Mehrnezhad, and A. van Moorsel, "The opbench Ethereum opcode benchmark framework: Design, implementation., validation and experiments," *Performance Evaluation*, vol. 146, p. 102168, 2021.
- [23] B. Jha and B. Das, "The study of the issues related to orphan blocks," in *Springer Int. Conf. on Comput. Intelligence, Data Sci. and Cloud Comput. (IEM-ICDC)*. Springer, Nov. 2022, pp. 355–363.