

# Modulation of Non-equilibrium Structures of Active Dipolar Particles by an External Field

Baptiste Parage<sup>1</sup> and Sara Jabbari-Farouji<sup>1</sup>

<sup>1</sup>*Institute of Theoretical Physics, University of Amsterdam, Amsterdam, The Netherlands*

(Dated: July 25, 2025)

We study the impact of an external alignment field on the structure formation and polarization behavior of low-density dipolar active particles in three dimensions. Performing extensive Brownian dynamics simulations, we characterize the interplay between long-range dipolar interactions, field alignment, and self-propulsion. We find that the competition between activity (favoring bond breaking) and the field's orientational constraint (promoting bond formation) gives rise to a rich variety of self-assembled, actuated structures. At low to intermediate field strengths, disordered fluids composed of active chains and active percolated networks can emerge, whereas strong fields drive the formation of polarized columnar clusters. Counterintuitively, low activity levels significantly extend the range of field strengths over which percolated networks persist. This structural evolution manifests in the polarization response of strongly dipolar systems, which exhibit a transition from super-Langevin to sub-Langevin behavior with increasing activity, as a result of the coupling between structure formation and activity-induced bond breaking.

## I. INTRODUCTION

Over the past few decades, the engineering of microscopic self-driven, or active, particles has emerged as a rapidly expanding field, fueled by advances in the experimental realization of active colloids [1] and the development of nano- and micro-robots [2]. These systems are not only of fundamental interest for exploring the emergent physics of nonequilibrium systems, but are also promising candidates for the creation of a new class of active materials exhibiting novel collective properties [1, 3]. Of no less interest is the combination of self-propulsion at the single-particle level with external drives, such as magnetic or electric fields, or chemical gradients, which opens a direct route to targeted cargo delivery, with potential applications in chemistry, biology, and medicine [4–6].

Although numerous studies have explored the role of interaction type (attractive, repulsive), symmetry (isotropic, polar, nematic), and range on the collective behavior of active particles [7–14], the influence of external drives on their collective dynamics remains comparatively understudied. Existing studies include the motion of active Brownian particles in gravity and harmonic traps [15, 16], linear concentration gradients [17], external fluid flows [16, 18, 19], and external electric [20] and magnetic fields [21–25]. This latter case is of notable importance, as the orientation of the active agents can be finely steered and particles can be directed to regions of interest, provided they carry a dipole moment [6, 26, 27]. See, for instance, the recent application of magnetic dipole-bearing swimmers in external fields in targeted tumor therapy with magnetotactic bacteria [28]. Moreover, for passive dipolar particles, external fields have been found to promote self-assemblies with unusual symmetries [29] and to possibly favor particle aggregation [30–32], positioning them as prime tools to leverage the properties of a new class of active materials.

In the context of active dipolar particles in exter-

nal fields, experimental studies on suspensions of magnetotactic bacteria highlighted a rich diversity of collective behaviors, including the formation of tunable three-dimensional (3D) clusters [33], band- and vortex-like structures [34–36], magneto-convection patterns [37], and pearling instabilities [38]. Furthermore, suspensions of magnetic microswimmers with hydrodynamic interactions in external alignment fields have been studied using kinetic theory [21, 22], revealing emergent dynamical patterns such as sheets and columns traveling along the field direction, corroborating experimental observations. The two-dimensional (2D) self-assembly of active dipolar particles under an external alignment field has also been examined at various densities using Brownian dynamics simulations [23]. The analysis showed that, while weak fields have little to no influence on the systems, strong fields prevent the formation of interconnected structures at large dipolar interactions, favoring instead ordered columnar clusters aligned with the field [23]. For systems at intermediate density, the external field was found to strongly mitigate the effect of activity, in striking contrast with the zero-field case [12]. However, how the interplay between self-propulsion, anisotropic long-range dipolar interactions, and external alignment fields impact the collective structure formation in 3D systems remains completely unexplored. It would be interesting to see how activity and external orientational constraints affect the structure formation of dipolar particles compared to their passive counterparts [39–41].

To bridge this gap and building on our previous work in the zero-field limit [13], we here investigate the effect of a uniform magnetic field on the self-assembly of 3D active dipolar particles in the dilute regime. To this end, we perform Brownian dynamics simulations of self-propelled particles carrying permanent dipoles aligned with their propulsion velocity, and under an external alignment field. As discussed in reference [13], when the active force is smaller than the dipolar interaction strength at contact, active dipolar particles form isotropic fluids com-

posed of active chains and rings, as well as active *percolated networks* with enhanced bond dynamics upon an increase of dipolar coupling strength. Conversely, strong activity overrides dipolar attraction, effectively suppressing structure formation and leading to the formation of an active *gas*. Here we find that, in stark contrast to the 2D case [23], weak external fields promote the formation of large-scale structures and significantly extend the stability range of active *percolated networks*. At large field strengths, states consisting of polarized gases of dipolar particles and columnar clusters dominate, similar to what is observed in 2D [23]. Interestingly, active dipolar systems exhibit a non-monotonic polarization response, featuring a transition from super- to sub-*Langevin* behavior with increasing activity. This behavior arises from the competition between dipolar interactions, the alignment field, and activity-enhanced bond breaking, which together drive non-equilibrium structure formation.

The remainder of this manuscript is organized as follows: In Sec. II, we describe the simulation model, procedure, and analysis tools used for post-processing the data. We then start by presenting our results in the passive limit in Sec. III, before highlighting the effect of activity in Sec. IV. Our analysis focuses on the structural and dynamical properties of assemblies formed by active dipolar particles in external fields, including steady-state diagrams as functions of activity and field strength. Finally, we summarize our main conclusions and outline directions for future research in Sec. V.

## II. SIMULATION AND ANALYSIS DETAILS

### A. Model system and dynamical equations

We consider a system of  $N$  active spherical particles of diameter  $\sigma$ , each one endowed with a point dipole moment  $\boldsymbol{\mu}_i = \mu \hat{\mathbf{e}}_i$ , where  $i$  is the particle index,  $\mu$  is the dipole's magnitude, and  $\hat{\mathbf{e}}_i$  is a unit orientation vector defining its direction. Self-propulsion is modeled as for standard active Brownian particles (ABP) [42] by setting an active force  $\mathbf{f}_i^a = f^a \hat{\mathbf{e}}_i$ , which has a constant magnitude and is directed along the dipole moment  $\boldsymbol{\mu}_i$  [Fig. 1]. Interparticle interactions include contributions from steric effects, modeled by the *Weeks-Chandler-Anderson* (WCA) pair potential  $U_{\text{WCA}}$  [43], and orientation-dependent dipole-dipole interactions  $U_{\text{dd}}$ . The total potential energy between particles  $i$  and  $j$  is given by

$$U_{ij}(\mathbf{r}_i, \mathbf{r}_j, \boldsymbol{\mu}_i, \boldsymbol{\mu}_j) = U_{\text{WCA}}(r_{ij}) + U_{\text{dd}}(\mathbf{r}_{ij}, \boldsymbol{\mu}_i, \boldsymbol{\mu}_j) \quad (1)$$

where  $\mathbf{r}_{ij} = \mathbf{r}_j - \mathbf{r}_i = r_{ij} \hat{\mathbf{r}}_{ij}$  is the interparticle vector. The WCA potential is defined from a classic *Lennard-Jones* potential, shifted by its well-depth  $\epsilon$  and cut at its

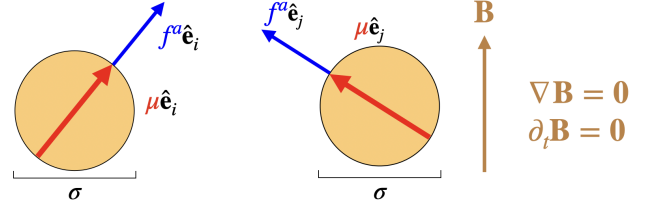


FIG. 1. Schematic of the model system showing two interacting spherical active dipolar particles of diameter  $\sigma$ . Each particle experiences a self-propulsion force  $f^a \hat{\mathbf{e}}_i$  aligned with its dipole moment  $\mu \hat{\mathbf{e}}_i$ , and interacts with an external alignment field  $\mathbf{B}$ .

minimum, and reads

$$U_{\text{WCA}}(r_{ij}) = 4\epsilon \left[ \left( \frac{\sigma}{r_{ij}} \right)^{12} - \left( \frac{\sigma}{r_{ij}} \right)^6 \right] + \epsilon, \quad (2)$$

if  $r_{ij} < 2^{1/6}\sigma$ , and 0 otherwise. The dipole-dipole interaction potential energy is given by

$$U_{\text{dd}}(\mathbf{r}_{ij}, \boldsymbol{\mu}_i, \boldsymbol{\mu}_j) = \frac{\mu_0 \mu^2}{4\pi} \frac{\hat{\mathbf{e}}_i \cdot \hat{\mathbf{e}}_j - 3(\hat{\mathbf{e}}_i \cdot \hat{\mathbf{r}}_{ij})(\hat{\mathbf{e}}_j \cdot \hat{\mathbf{r}}_{ij})}{r_{ij}^3} \quad (3)$$

scaling with  $\mu^2$  and slowly decaying as  $\sim 1/r_{ij}^3$ , characteristic of long-range interactions, and where  $\mu_0$  is the vacuum permeability. The anisotropy of the potential  $U_{\text{dd}}$  is reflected by the term  $(\hat{\mathbf{e}}_i \cdot \hat{\mathbf{r}}_{ij})(\hat{\mathbf{e}}_j \cdot \hat{\mathbf{r}}_{ij})$ , involving the angles between the particles' orientations and their interconnecting vector, resulting in non-reciprocal interparticle torques. The absolute minimum of Eq. (1) is given by two parallel dipoles aligning "head-to-tail" ( $U_{\text{dd}} \sim -2\mu^2/\sigma^3$ ), whereas a side-by-side anti-parallel configuration corresponds to a relative minimum of energy ( $U_{\text{dd}} \sim -\mu^2/\sigma^3$ ). It is noteworthy that two side-by-side parallel dipoles repel each other.

Each particle further independently interacts through its dipole with an homogeneous external field  $\mathbf{B} = B\hat{\mathbf{B}}$ , resulting in a dipole-field potential energy

$$U_{\text{df}}(\boldsymbol{\mu}_i, \mathbf{B}) = -\boldsymbol{\mu}_i \cdot \mathbf{B} = -\mu B \hat{\mathbf{e}}_i \cdot \hat{\mathbf{B}}. \quad (4)$$

We choose the field to be time-independent,  $\partial_t \mathbf{B} = 0$ , and spatially uniform,  $\nabla \mathbf{B} = 0$ , so that no force derives from potential  $U_{\text{df}}$  and the field exerts a pure alignment torque of the form  $\mu B \hat{\mathbf{e}}_i \times \hat{\mathbf{B}}$ .

Particles dynamics are described by the overdamped *Langevin* equations,

$$\dot{\mathbf{r}}_i = \frac{1}{\gamma_t} \left( f^a \hat{\mathbf{e}}_i - \sum_{j \neq i} \nabla_{\mathbf{r}_i} U_{ij} \right) + \sqrt{2D_t} \boldsymbol{\Lambda}_i^t \quad (5)$$

$$\dot{\hat{\mathbf{e}}}_i = \frac{1}{\gamma_r} \left( \sum_{j \neq i} \hat{\mathbf{e}}_i \times \nabla_{\hat{\mathbf{e}}_i} U_{ij} - \mu B \hat{\mathbf{e}}_i \times \hat{\mathbf{B}} + \sqrt{2D_r} \boldsymbol{\Lambda}_i^r \right) \times \hat{\mathbf{e}}_i \quad (6)$$

where the dynamics of the active force orientation  $\hat{\mathbf{e}}_i$  in Eq. (5) is governed by orientational fluctuations in Eq. (6). Here,  $D_t = k_B T / \gamma_t$  and  $D_r = k_B T / \gamma_r$  represent the translational and rotational diffusion constants, respectively, where  $\gamma_t$  and  $\gamma_r$  are the translational and rotational drag coefficients, and  $\sigma^2 \gamma_t = 3 \gamma_r$  for spherical particles.  $\Lambda_i^t$  and  $\Lambda_i^r$  are translational and rotational white noises with zero mean and unit variance, *viz.*,  $\langle \Lambda_i^t(t) \otimes \Lambda_i^t(t') \rangle = \mathbf{1} \delta(t - t')$  and  $\langle \Lambda_i^r(t) \otimes \Lambda_i^r(t') \rangle = \mathbf{1} \delta(t - t')$ .

## B. Units and simulation parameters

We choose the particle diameter  $\sigma$  as the unit of length, the rotational diffusion time  $\tau = 1/D_r$  as the unit of time, and the thermal energy  $k_B T = 1/\beta$  as the unit of energy. Following this choice, we denote all dimensionless quantities with a superscript \*. Notably, the rotational drag coefficient and the translational diffusion coefficient become  $\gamma_r^* = 1$  and  $D_t^* = D_t / (D_r \sigma^2) = 1/3$ , respectively. The strength of dipole-dipole interactions, field alignment, and activity are given by the dipolar coupling strength  $\lambda = \mu_0 \beta \mu^2 \sigma^{-3} / (4\pi) = \mu^{*2}$ , the field coupling strength  $\eta = \mu B \beta$ , and the dimensionless active force  $f^{a*} = \beta f^a \sigma$  (identical to the commonly used Péclet number [44]), respectively.

Simulations were performed on a system of  $N = 10648$  dipolar ABPs in a cubic box of edge size  $L^*$  with periodic boundary conditions (PBC) in all three spatial directions. We made sure to avoid significant interactions between periodic image by checking that the maximum magnitude of the dipolar potential  $2\lambda/r_{ij}^{*3}$  is much smaller than  $10^{-3}$  at half-box length. A cut-off radius of  $L^*/2$  was accordingly employed in the potential of Eq. (3) to ensure an efficient treatment of dipolar interactions. The pairwise steric interaction strength was set to  $\epsilon^* = 1$ , and the particle density to  $\rho^* = 0.02$  (packing fraction  $\Phi \approx 0.01$ ) to match the dilute conditions of Ref. [13]. The dipolar coupling strength  $\lambda$ , the active force  $f^{a*}$  and the field coupling strength  $\eta$  were varied in the ranges  $1 \leq \lambda \leq 12.25$ ,  $0 \leq f^{a*} \leq 300$ , and  $0 \leq \eta \leq 10$ , respectively.

Brownian dynamics simulations were carried out using the LAMMPS simulation package [45] to implement and integrate equations (5) and (6), using a time-step of  $dt^* = 2 \times 10^{-4}$ . For each investigated value of dipolar coupling strength  $\lambda$ , the system was first equilibrated in the passive zero-field limit, *i.e.*,  $f^{a*} = 0$  and  $\eta = 0$ , where the initial configuration was that of randomly oriented particles located on a cubic lattice. Active systems were then equilibrated by restarting simulations from the equilibrated configuration of passive systems, setting  $f^{a*}$  to the probed values while keeping  $\eta = 0$ . Finally, a homogeneous alignment field was applied along the  $z$ -direction of the equilibrated passive and active boxes by instantaneously varying  $\eta$  from 0 to the investigated values. During equilibration runs, convergence of the total potential energy, as well as polarization when  $\eta \neq 0$  were moni-

tored to ensure the systems were equilibrated. Reaching a steady state typically took from  $10^2 \tau$  to  $10^5 \tau$ , depending on the  $\{\lambda, f^{a*}, \eta\}$  combination. Production runs were subsequently performed on the equilibrated systems to compute the relevant structural and dynamical properties, with typical length of  $10^3 \tau$ , unless otherwise stated.

## C. Analysis tools

### 1. Clustering analysis

It is well-established that dipolar particles in 3D can self-assemble into chains, rings, and *percolated network* structures in the low-density regime [13, 30, 46–48]. To quantify the effect of an external field on self-assembly, we perform a clustering analysis of the configurations based on a simple distance criterion, similar to that used in prior studies of active dipolar particles [12, 13], using  $k$ - $d$  trees [49] for an efficient nearest neighbor search. Specifically, two particles are considered bound if their center-to-center distance  $r_{ij}$  is smaller than a threshold cutoff,  $r_b$ . The distance criterion was set at  $r_b^* = 1.2$ , based on the first minimum of the radial distribution function, almost insensitive to variations in  $\lambda$ ,  $f^{a*}$ , or  $\eta$ . Identified clusters are then sorted according to three topologies: *chains* are clusters with more than two particles, in which there exist exactly two particles with one neighbor and all the other particles have two neighbors; *rings* are clusters in which every particle has exactly two neighbors; *branched structures* are clusters in which at least one particle has more than two neighbors.

We define the probability  $P_\alpha(n)$  of finding a cluster of size  $n$  with topology  $\alpha$ , with  $\alpha = c$  for *chains*,  $\alpha = r$  for *rings*,  $\alpha = b$  for *branched structures*, and  $\alpha = s$  refers to any self-assembled topology, as

$$P_\alpha(n) = \left\langle \frac{N_\alpha(n)}{\sum_{n \geq n_\alpha^{\min}} N_\alpha(n)} \right\rangle, \quad (7)$$

where  $N_\alpha(n)$  is the number of clusters of type  $\alpha$  with length  $n$  particles,  $\langle \dots \rangle$  refers to an average over relevant configurations, and the minimum length  $n_\alpha^{\min}$  equals 3 for topology  $c$  and  $r$ , 4 for topology  $b$ , and 1 for topology  $s$ . From equation (7) we can calculate the average size of clusters with topology  $\alpha$  as

$$\langle l_\alpha \rangle = \sum_{n \geq n_\alpha^{\min}} n P_\alpha(n). \quad (8)$$

Further, we define the mean fraction of particles belonging to structures with topology  $\alpha$  as

$$\phi_\alpha = \left\langle \frac{\sum_{n \geq n_\alpha^{\min}} n N_\alpha(n)}{N} \right\rangle. \quad (9)$$

The polymerization degree, *i.e.* the fraction of particles

TABLE I. Classification of structural states of dipolar ABPs based on the polymerization degree  $\phi_p$  [Eq. (10)], the fraction of particles in the largest cluster  $\phi_{\max}$  [Eq. (11)], and the mean polarization  $P$  [Eq. (12)].

State	Polymerization ( $\phi_p$ )	Percolation ( $\phi_{\max}$ )	Polarization ( $P$ )
Gas	$\phi_p < 0.5$	$\phi_{\max} < 0.5$	$P < 0.5$
Polarized Gas	$\phi_p < 0.5$	$\phi_{\max} < 0.5$	$P \geq 0.5$
String Fluid	$\phi_p \geq 0.5$	$\phi_{\max} < 0.7$	$P < 0.5$
Polarized String Fluid	$\phi_p \geq 0.5$	$\phi_{\max} < 0.7$	$P \geq 0.5$
Percolated Network	$\phi_p \geq 0.5$	$\phi_{\max} \geq 0.7$	$P < 0.5$
Polarized Percolated Network	$\phi_p \geq 0.5$	$\phi_{\max} \geq 0.7$	$P \geq 0.5$

belonging to any cluster with size  $n \geq 2$  regardless of its topology, is given by

$$\phi_p = 1 - \phi_1 \quad (10)$$

where  $\phi_1 = \langle N_s(n=1)/N \rangle$  is the fraction of monomers in the system. Lastly, in order to assess the existence of a *percolated network* in the system, we determine the mean number of particles in the largest cluster, whatever its topology,

$$\phi_{\max} = \left\langle \frac{\max_s \{n\}}{N} \right\rangle \quad (11)$$

where  $\max_s \{n\}$  denotes the largest size  $n$  among all clusters regardless of their specific topology.

## 2. Angular distribution and mean polarization

Under the influence of an external field, the particles' dipoles are likely to align with the field direction, resulting in polarized states. To quantify this effect, we compute (i) the probability distribution  $\psi$  of finding a dipole forming an angle  $\theta$  with the field axis, where  $\theta = \arccos(\hat{\mathbf{e}}_i \cdot \hat{\mathbf{B}})$ , and (ii) the mean normalized polarization, defined as

$$P = \left\langle \frac{1}{N} \left| \sum_{i=1}^N \hat{\mathbf{e}}_i \right| \right\rangle, \quad (12)$$

In the case of an assembly of non-interacting dipoles with a continuous distribution of dipole energy states, the angular probability distribution  $\psi_L$  is obtained from a *Boltzmann* distribution  $\sim \exp(-\beta U_{\text{df}})$ , and is given by [50]

$$\psi_L = \frac{\eta}{2 \sinh \eta} \exp(\eta \cos \theta), \quad (13)$$

The corresponding mean normalized polarization is the well-known *Langevin* function, whose functional form in three dimensions is [50]

$$P_L = \coth(\eta) - \frac{1}{\eta} \quad (14)$$

## 3. Classification of steady-states

To distinguish between the different steady-states observed in simulations, we employ a classification based on the order parameters obtained from the clustering analysis [13]. More precisely, the term *gas* is employed to refer to systems where most particles are in a monomeric state, with limit fixed at  $\phi_p < 0.5$ , further implying that  $\phi_{\max} < 0.5$ . The term *string fluid* is used to refer to systems in which more than 50% of the particles are in polymerized form ( $\phi_p \geq 0.5$ ) but without percolation, the threshold being set at  $\phi_{\max} = 0.7$ , aligning with visual inspections of the simulation boxes and previous studies [13, 48]. Lastly, a (system-spanning) *percolated network* is identified whenever  $\phi_{\max} \geq 0.7$ , which further implies  $\phi_p \geq 0.5$ . To further differentiate between orientationally ordered and disordered states, we introduce the term “Polarized” as a prefix for the latter denominations whenever  $P \geq 0.5$ . The classification of structural states based on order parameters  $\phi_p$ ,  $\phi_{\max}$ , and  $P$  is summarized in Tab. I.

## 4. Dynamical features

In order to quantify the bond dynamics, we compute a bond time autocorrelation function (TACF) which measures the probability that a bond existing at time  $t'$  still exists at time  $t' + t > t'$ , quantifying how fast the structures rearrange. This is done by assigning a bond variable  $n_{ij}(t)$  at each time  $t$  for every pair of particles  $i$  and  $j$ , as described in [39]. This variable is set to 1 if particles  $i$  and  $j$  are neighbors according to the distance criterion introduced in Sec. II C 1, and 0 otherwise. The bond TACF is then calculated as

$$C_b(t) = \frac{2}{N(N-1)} \sum_{i \neq j} \langle n_{ij}(t' + t) \cdot n_{ij}(t') \rangle_{t'} \quad (15)$$

where  $\langle \dots \rangle_{t'}$  indicates averaging over all possible starting times  $t'$ .

To characterize the orientational dynamics of dipolar active particles, we compute the time autocorrelation function of the unit orientation vector  $\hat{\mathbf{e}}_i$ ,

$$C_e(t) = \frac{1}{N} \sum_{i=1}^N \langle \hat{\mathbf{e}}_i(t' + t) \cdot \hat{\mathbf{e}}_i(t') \rangle_{t'} \quad (16)$$



For non-interacting Brownian particles,  $C_e(t)$  decays as  $\exp(-2D_r t)$ , where the rotational diffusion coefficient  $D_r$  is defined in Eq. (6).

### III. IMPACT OF EXTERNAL FIELD ON PASSIVE SELF-ASSEMBLY

We start by analyzing the behavior of dipolar particles under an external field in the passive limit. Fig. 2 presents representative snapshots of the steady-state configurations for  $f^{a*} = 0$  and dipolar coupling strengths  $\lambda = 4, 6.25, 9$ , and  $12.25$  at field strengths  $\eta = 0, 5$ , and  $10$ . In the zero-field limit (bottom panel), dipolar particles progressively self-assemble into polymeric structures as  $\lambda$  increases, evolving from an apparent monomeric *gas* state at  $\lambda = 4$  to finite-sized chain topologies at  $\lambda = 6.25$ , before transforming into a system-spanning network at  $\lambda = 9$  and  $\lambda = 12.25$ . This is the well-known percolation transition, and is consistent with previously established phase diagrams of passive dipolar colloids [13, 30, 46–48].

Applying the external field (middle and top panels), the prevailing monomeric material found at  $\lambda = 4$  self-assemble into small chain topologies, overall polarized in the field direction. Field-induced polymerization at this particular value of the dipolar coupling is consistent with previous simulation studies on dipolar fluids [30, 47], and stems from the external field's stabilization of the "head-to-tail" alignment of dipoles [Sec. IV D]. At higher dipolar coupling strengths  $\lambda \geq 6.25$ , the zero-field configurations, consisting either of independent chain-like topologies ( $\lambda = 6.25$ ) or networks ( $\lambda = 9, 12.25$ ), evolve into system-spanning stripe-like structures aligned with the direction of the field. These elongated assem-

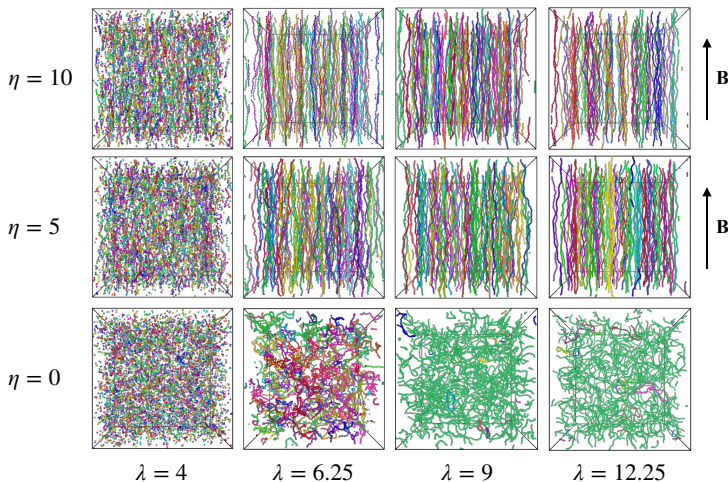


FIG. 2. Representative snapshots of the passive ( $f^{a*} = 0$ ) systems at density  $\rho^* = 0.02$  for dipolar coupling strengths  $\lambda = 4, 6.25, 9$ , and  $12.25$ , and field coupling strengths  $\eta = 0, 5$ , and  $10$ . The external field  $\mathbf{B}$  is indicated by the black arrows on the upper panels.

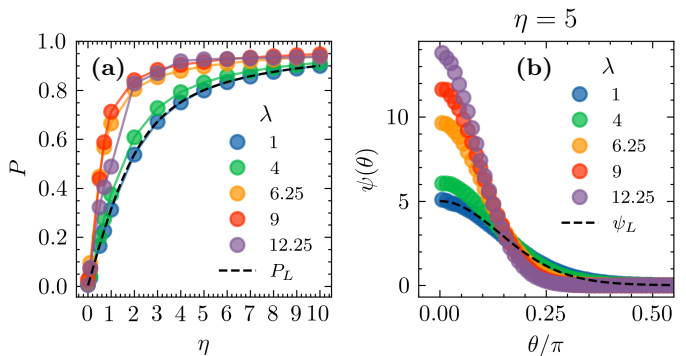


FIG. 3. (a) Mean normalized polarization  $P$  [Eq. (12)], as a function of the field coupling strength  $\eta$  at  $f^{a*} = 0$ , and (b) angular probability distribution  $\psi(\theta)$  at  $f^{a*} = 0$  and  $\eta = 5$ , for all investigated dipolar coupling strengths  $\lambda$ . Dashed lines correspond to (a) the *Langevin* function  $P_L$  [Eq. (14)], and (b) the *Langevin* distribution  $\psi_L$  [Eq. (13)].

blies are reminiscent of columnar clusters forming in ferrofluids under external magnetic fields [51], and are consistent with reported simulations of analogous systems [30, 39, 47].

In Fig. 3(a), we present the mean normalized polarization as a function of  $\eta$  for  $f^{a*} = 0$  and all investigated dipolar coupling strengths, together with Eq. (14) for comparison. When  $\lambda = 1$ , the polarization curve matches perfectly the *Langevin* function, consistent with the fact that dipole-dipole interactions are negligible at such low dipolar coupling strength and density [47]. Increasing  $\lambda$ , we find that the polarization is systematically larger than that of independent dipoles. This behavior has already been discussed in the literature [47, 52] and was attributed to enhanced susceptibility due to the presence of polymeric self-assembled structures at high dipolar coupling strengths. As the "head-to-tail" arrangement is the preferred configuration of bonded dipoles, the alignment of one dipole with the field constrains orientations of its neighbors, resulting in an enhanced response compared to the non-interacting dipoles described by Eq. (14). It is noteworthy that the low-field polarization for  $\lambda = 12.25$  is actually lower than for  $\lambda = 6.25$  and  $9$ , as the formation of a kinetically trapped percolated network confines the system in local energy minima [48].

Fig. 3(b) shows the probability density  $\psi(\theta)$  of finding a dipole at a polar angle  $\theta$  with respect to the field direction, for  $f^{a*} = 0$  and  $\eta = 5$ , at all investigated dipolar coupling strengths, along with Eq. (13) for comparison. As expected, the distribution for  $\lambda = 1$  collapses onto the *Langevin* distribution of non-interacting dipoles. At higher dipolar coupling strengths  $\lambda \geq 4$ , deviations from  $\psi_L$  towards enhanced polarization become more pronounced with increasing  $\lambda$ , as a result of growing orientational correlation between dipoles.

We conclude this section by presenting the phase-diagram of passive dipolar particles as a function of  $\lambda$  and

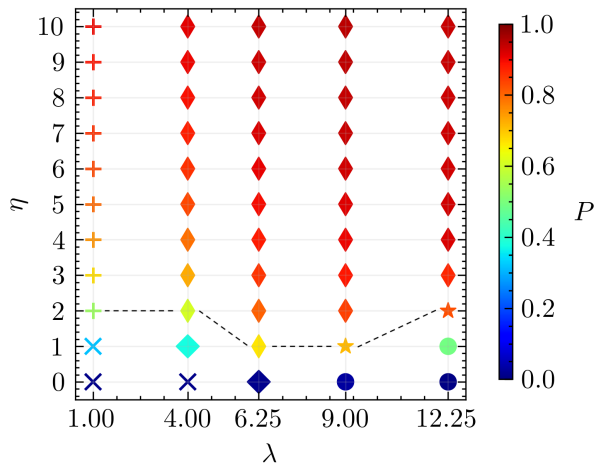


FIG. 4. Phase diagram of 3D passive ( $f^{a*} = 0$ ) dipolar particles at  $\rho^* = 0.02$ , as a function of  $\lambda$  and  $\eta$ . Symbols indicate different structural states based on Tab. I: *gas* ( $\times$ ), *polarized gas* ( $+$ ), *string-fluid* ( $\diamond$ ), *polarized string-fluid* ( $\diamond$ ), *percolated network* ( $\circ$ ), and *polarized percolated network* ( $\star$ ). The color bar shows the normalized polarization  $P$  [Eq. (12)]. Dashed lines show the  $P \geq 0.5$  limit.

$\eta$ , based on the systematic classification introduced in Sec. II C 3. In the limit of no activity, the field primarily induces a polarization of the pre-existing structures, with the system developing orientational order along the field direction. Thus, *gases* transform into *polarized gases*; *string fluids* transform into *polarized string fluids*; *percolated networks* first progressively polarize while retaining their interconnected configurations, and ultimately transform into *polarized string fluids* at stronger fields, indicating the loss of network structure in favor of independent columnar clusters, as observed in Fig. 2. Polarization naturally occurs earlier in systems with higher  $\lambda$  values (with the exception of  $\lambda = 12.25$ , as discussed above), owing to cooperative dipolar interactions. Furthermore, we find that the zero-field *gas* present at  $\lambda = 4$  transitions into a *string fluid*, and eventually into a *polarized string fluid*, with increasing  $\eta$ . This attests to the propensity of an external field to favor polymerization, as previously noted.

#### IV. IMPACT OF EXTERNAL FIELD ON STRUCTURE FORMATION OF ACTIVE DIPOLAR PARTICLES

##### A. Steady-state diagrams of active dipolar particles in external field

Having discussed the effect of an external field in the passive limit, we now examine its impact on the behavior of dipolar particles when activity is turned on. Fig. 5 shows representative snapshots of the steady-state configurations at  $f^{a*} = 20$ , for dipolar coupling strengths  $\lambda =$

4, 6.25, 9, and 12.25, and field coupling strengths  $\eta = 0, 5$  and 10. In the zero-field limit (bottom panel), similar to our previous findings [13], we generally observe the breakage of the passive self-assembled structures into smaller fragments due to activity. Passive polymeric aggregates present at  $\lambda = 6.25$  are almost completely destroyed. The system-spanning network observed in the passive limit at  $\lambda = 9$  breaks down into shorter chains and branched structures. At  $\lambda = 12.25$  and  $f^{a*} = 20$ , the system retains its interconnected network but with enhanced bond breaking-reconfiguration dynamics compared to its passive counterpart [Sec. IV E] [13].

Upon turning on the external field (middle and top panels), interesting structures emerge when  $\lambda$  is sufficiently large. At the intermediate value of  $\lambda = 6.25$ , monomeric and short active polymeric structures present at zero-field self-assemble into longer chained topologies overall aligned with the direction of the field, which keep growing in size with further increasing  $\eta$ . At  $\lambda = 9$ , the long chains and branched structures found at  $\eta = 0$  arrange into several elongated, branched columnar clusters spanning the whole simulation box, similar to the passive case. At the highest dipolar coupling strength of  $\lambda = 12.25$ , the percolated network structure, observed in the zero-field limit, persists at intermediate field values  $\eta \sim 5$ , although it appears with branches aligned with the external field, before it eventually transforms into columnar structures at  $\eta = 10$ . The effect of activity on the spatial ordering of columnar clusters is discussed in Appendix A.

Figs. 6(a)–(d) present the steady-state diagrams of dipolar ABPs as a function of  $\eta$  and  $f^{a*}$  for dipolar coupling strengths  $\lambda = 4, 6.25, 9$ , and 12.25. The classification of states follows the criteria introduced in Sec. II C 3.

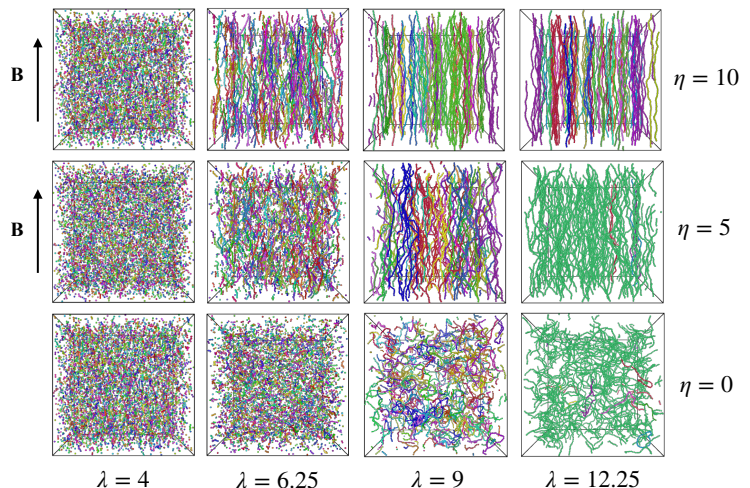


FIG. 5. Representative snapshots of the active ( $f^{a*} = 20$ ) systems at density  $\rho^* = 0.02$  for dipolar coupling strengths  $\lambda = 4, 6.25, 9$ , and 12.25, and field coupling strengths  $\eta = 0, 5$ , and 10. The external field  $\mathbf{B}$  is indicated by the black arrows on the upper panels.

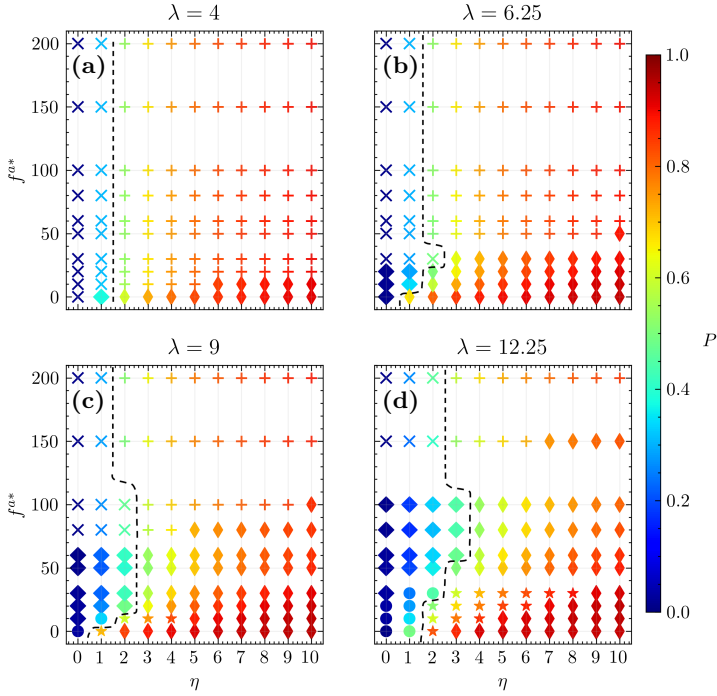


FIG. 6. Steady-states diagrams of 3D dipolar ABPs at  $\rho^* = 0.02$  as a function  $\eta$  and  $f^{a*}$  for dipolar coupling strengths  $\lambda =$  (a) 4, (b) 6.25, (c) 9, and (d) 12.25. Symbols indicate different structural states based on Tab. I and are coded as in Fig. 4. The color bar shows the normalized polarization  $P$  [Eq. (12)]. Dashed lines show the  $P \geq 0.5$  limit.

At the dipolar coupling value of  $\lambda = 4$ , zero-field active systems remain in the *gas* state. As  $\eta$  increases, field-induced polymerization is generally not observed, and systems simply transition to *polarized gases*. An exception is observed for  $f^{a*} = 10$  where a transition toward a *polarized string fluid* occurs, albeit requiring a much higher field strength than in the passive case. Furthermore, the polarization, indicated by the color overlay, appears largely independent of activity. This contrasts with higher values of the dipolar coupling ( $\lambda \geq 6.25$ ), where the  $P \geq 0.5$  threshold lines (dashed lines) exhibit a dip at intermediate activity levels, indicating that the transition to *polarized* states shifts to higher field strengths compared to both low and high activity. Interestingly, this appears at values of  $f^{a*}$  near the *string fluid* to *gas* transition, *i.e.*, where the systems consists of many independent active polymerized structures. As will be discussed in Sec. IV B, this change actually corresponds to a transition from an enhanced to a hindered polarization response.

Focusing on the effect of the field on large-scale structures, *string fluids* and *percolated networks* eventually evolve into *polarized* columnar structures, similar to the passive case. However, for dipolar coupling strengths  $\lambda = 9$  and  $\lambda = 12.25$ , we observe that zero-field *string fluids* formed at low activity (typically near the perco-

lation threshold) can transition into *percolated networks* at low field strengths, indicating that the combination of sufficiently weak internal and external drives can promote connectivity in active systems. See, for example, the cases at dipolar coupling strength  $\lambda = 9$  (12.25) and activity  $f^{a*} = 10$  (30). Quite remarkably, active networks also exhibit greater resilience to the field than their passive counterparts, maintaining their interconnected structures up to higher field strengths. For instance, percolation at  $\lambda = 12.25$  breaks down above  $\eta = 2$  in the passive limit, while it persists up to  $\eta = 4$  and 8 at  $f^{a*} = 10$  and 30, respectively. It is noteworthy that this behavior is rather counterintuitive, for one would expect a greater susceptibility, and thus a faster destruction of the network, for a system with weaker bonds [13]. However, as we will see in Sec. IV D, the randomizing effect of activity and the field-induced polarization act cooperatively to maintain the interconnectedness of the network.

In summary, the external field modulates polarization, percolation, and polymerization in active systems, stabilizing or facilitating transitions to states with greater connectivity. In the following sections, we focus on a more detailed characterization of the underlying mechanisms by which the external field influences these newly emerging active structures.

## B. Field-induced polarization

We investigate the orientational response of dipolar particles to the external field by plotting in Figs. 7(a)–(d) the mean polarization as a function of  $\eta$  for dipolar coupling strengths  $\lambda = 1, 6.25, 9$ , and 12.25, and various active forces. For comparison, we also include the *Langevin* function [Eq. (14)], describing the polarization of non-interacting dipoles. When  $\lambda = 1$ ,  $P$  is independent of activity, with all curves matching the *Langevin* function. Conversely, the polarization response is found to non-monotonically depend on the active force for higher  $\lambda$  values. In the passive limit,  $P$  exhibits super-*Langevin* behavior originating from the presence of self-assembled structures [47, 52]. In contrast, increasing activity initially leads to a decrease in polarization below the *Langevin* function (sub-*Langevin* behavior), followed by convergence toward it in the limit of strong activity. This super- to sub-*Langevin* transition becomes more pronounced with increasing  $\lambda$  and clearly indicates a transition from cooperative to inhibited dipole behavior, as previously noted in Fig. 6. Here, contrary to the passive case, the depolarization of one dipole induces the depolarization of other dipoles, leading to an overall reduction in polarization.

To better understand the interplay between internal and external drives, we investigate the angular distribution of dipole orientations  $\psi(\theta)$  relative to the external field direction. In Fig. 8, we plot  $\psi(\theta)$  at weak and intermediate field strengths  $\eta = 0.7$  and  $\eta = 5$ , for dipolar coupling strengths  $\lambda = 6.25$  (panels (a) and (b)),



respectively) and  $\lambda = 12.25$  (panels (c) and (d), respectively), and for various active forces. As already discussed in Sec. III, in the passive limit, the distribution for sufficiently strong dipolar coupling strengths is more peaked than the *Langevin* distribution  $\psi_L$  given by Eq. (13). Upon increasing  $f^{a*}$ , the distribution progressively widens and eventually converges to  $\psi_L$  in the limit of high activity. At dipolar coupling  $\lambda = 6.25$ , where systems rapidly transform into a *gas* with increasing  $f^{a*}$ ,  $\psi(\theta)$  converges to  $\psi_L$  from above, and does so more quickly at  $\eta = 0.7$  than at  $\eta = 5$ . This indicates a latency in the system's transition to a *gas* state at higher field strengths, consistent with the observations made in Fig. 6 that the field can favor particle aggregation. At  $\lambda = 12.25$ , where polymerized states persist up to intermediate activities, the width of the distribution evolves non-monotonically. The convergence of  $\psi(\theta)$  to  $\psi_L$  occurs in two step, with the distribution first falling below the *Langevin* prediction, then converging toward it from below. This pattern is independent of  $\eta$  and is consistent with the mean polarization behavior observed in Fig. 7.

We argue that the non-monotonic behavior observed in Figs. 7 and 8 arises from the sustained reconfiguration dynamics of strongly dipolar active systems [13]. As the active force increases, these systems form transient active polymeric assemblies that periodically break due to activity, causing the simultaneous depolarization of multiple dipoles. This leads to greater polarization loss than in a gaseous state, resulting in sub-*Langevin* behav-

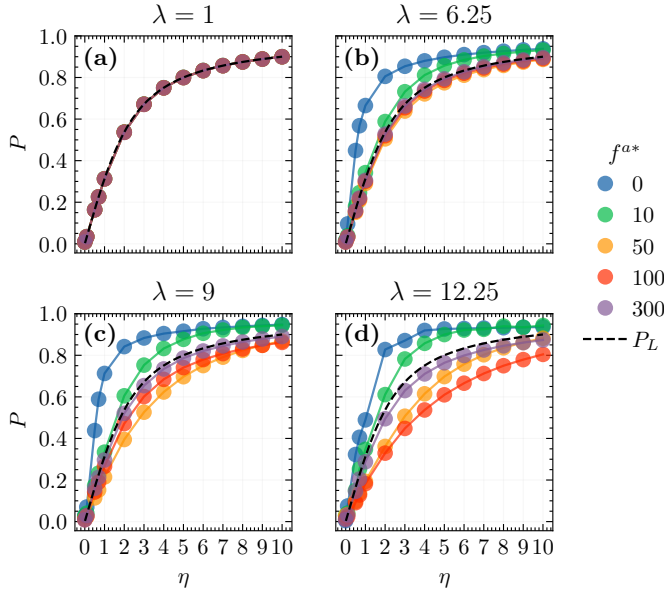


FIG. 7. Mean normalized polarization  $P$  [Eq. (12)], as a function of the field coupling strengths  $\eta$  at dipolar coupling strength  $\lambda =$  (a) 1, (b) 6.25, (c) 9, and (d) 12.25, and for active forces  $f^{a*} = 0, 10, 50, 100$ , and 300. Dashed lines correspond to the *Langevin* function  $P_L$  [Eq. (14)]. The  $x$ - and  $y$ -axes are shared across columns and rows, respectively.

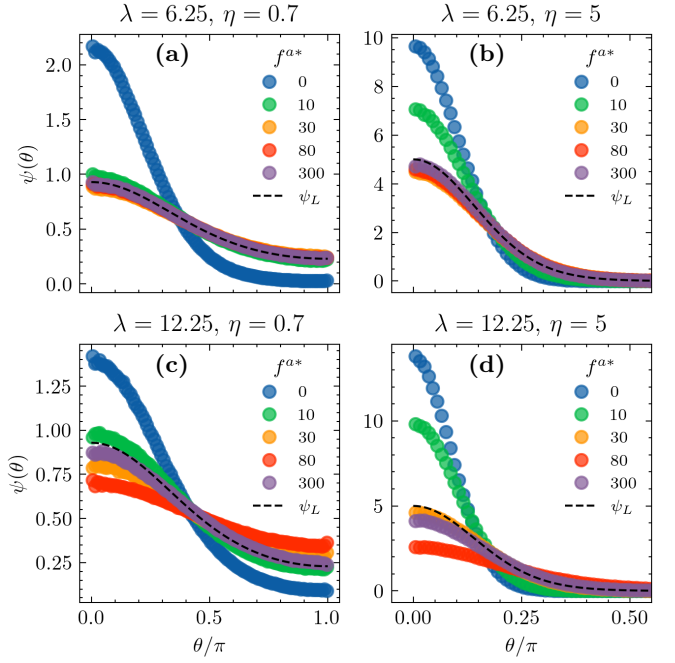


FIG. 8. Angular probability distribution  $\psi(\theta)$  at  $(\lambda, \eta) =$  (a) (6.25, 0.7), (b) (6.25, 5), (c) (12.25, 0.7), (d) (12.25, 5), and active forces  $f^{a*} = 0, 10, 30, 80$ , and 300. Dashed lines correspond to the *Langevin* distribution  $\psi_L$  [Eq. (13)]. The  $x$ -axis is shared across columns.

ior. In Fig. 9, we present a schematic representation of this mechanism in two dimensions, where a fragment of a polarized chain breaks apart, leading to the subsequent simultaneous depolarization of several dipolar particles, causing a sub-*Langevin* behavior. Further increasing activity results in the onset of a *gas* whose orientational responds corresponds to  $P_L$ , thereby giving rise to the observed non-monotonous behavior. This interpretation is supported by Fig. 10, where we plot, in the top panels, the mean normalized polarization  $P$ , and in the bottom panels, the mean chain fraction  $\phi_c$ , as functions of  $f^{a*}$  for  $\lambda =$  (a) 6.25 and (b) 12.25, and for field strengths  $\eta = 0.7, 5$ , and 10. In agreement with the above suggestion, we observe that the polarization minima coincides

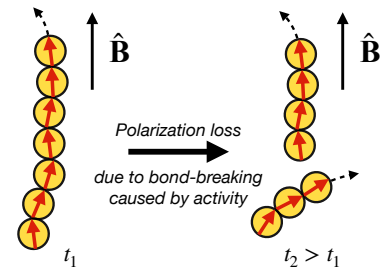


FIG. 9. 2D schematic of the polarization-loss mechanism of self-assembled dipolar ABPs



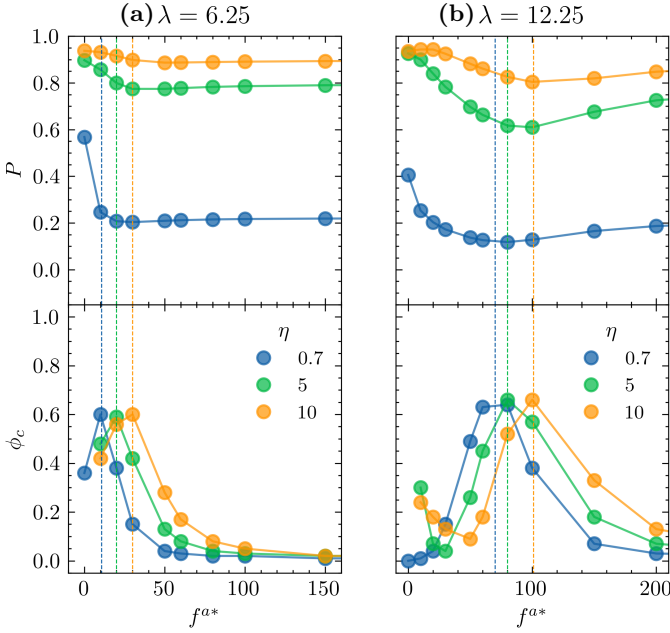


FIG. 10. Mean normalized polarization  $P$  [Eq. (12)] (top panels), and mean chain fraction  $\phi_c$  [Eq. (9)] (bottom panels), as functions of the active force  $f^{a*}$ , at dipolar coupling strengths  $\lambda =$  (a) 6.25 and (b) 12.25, and field coupling strengths  $\eta = 0.7, 5$ , and  $10$ . Vertical dashed lines indicate the coinciding optima in both panels. The  $x$ - and  $y$ -axes are shared across columns and rows, respectively.

with the chain fraction maxima, the latter logically shifting to higher activities as  $\eta$  increases and promotes bonding. However, although a maximum in  $\phi_c$  is observed for both dipolar coupling strengths, the polarization minimum is considerably more pronounced at  $\lambda = 12.25$  than at  $\lambda = 6.25$ .

### C. Orientational dynamics

To elucidate the non-monotonic polarization behavior highlighted in the previous section, we plot in Figs. 11(a)–(b) the orientational TACF  $C_e(t)$  at field coupling strength  $\eta = 7$  and dipolar coupling strengths  $\lambda = 6.25$  and  $12.25$ , for various active forces. We observe that all orientational TACFs decay toward a plateau that encodes the field-induced polarization. Actually, the long-time limit of  $C_e(t)$  is related to the mean polarization vector via  $\lim_{t \rightarrow \infty} C_e(t) = |\langle \hat{e}_i \rangle|^2$ . This plateau value varies non-monotonically with the active force  $f^{a*}$ , initially decreasing to a minimum before converging to a saturation value, with the minimum being more pronounced for  $\lambda = 12.25$  than for  $\lambda = 6.25$ . These observations corroborates those made in Section IV B.

We find that all the  $C_e$  curves can be well described by an exponential decay law  $\exp(-2D_r^{\text{eff}}t)$  at short-times, where  $D_r^{\text{eff}}$  is an effective rotational diffusion coefficient.

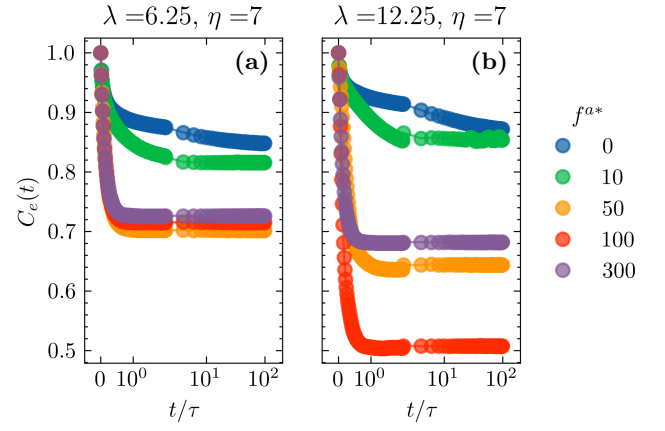


FIG. 11. Orientational time autocorrelation function  $C_e(t)$  [Eq. (16)], at field coupling  $\eta = 7$  for active forces  $f^{a*} = 0, 10, 50, 100$ , and  $300$ , and dipolar coupling strengths  $\lambda =$  (a) 6.25, and (b) 12.25. The  $y$ -axis is shared by both subfigures.

Figs. 12(a)–(d) shows the extracted effective rotational diffusion coefficient  $D_r^{\text{eff}}/D_r$  as a function of the active force  $f^{a*}$ , for field coupling strengths  $\eta = 0, 2, 7$ , and  $10$ , and various dipolar coupling strengths. In the zero-field limit, rotational diffusion is independent of activity at  $\lambda = 1$ , but interestingly develops a maximum at intermediate activity for strong dipolar coupling strengths ( $\lambda \geq 9$ ), before converging to the *gas* limit at large  $f^{a*}$ .

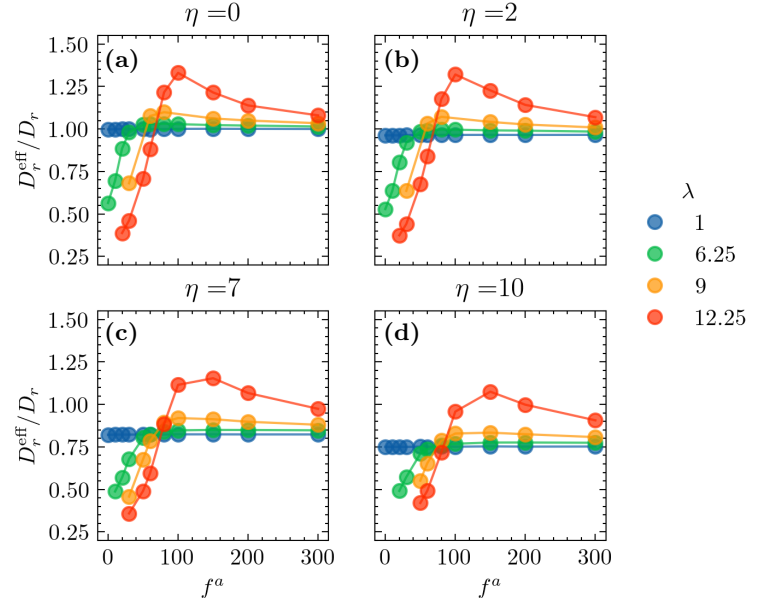


FIG. 12. Effective rotational diffusion coefficient  $D_r^{\text{eff}}$  as a function of the active force  $f^{a*}$  at field coupling strengths  $\eta =$  (a) 0, (b) 2, (c) 7, and (d) 10, for dipolar coupling strengths  $\lambda = 1, 6.25, 9$ , and  $12.25$ . The  $x$ - and  $y$ -axes are shared across columns and rows, respectively.

For non-zero field values, trends in  $D_r^{\text{eff}}$  are qualitatively the same, albeit shifted to lower values with increasing  $\eta$ , as the field increasingly constrains rotational motion. This maximum in rotational diffusion at large dipolar coupling is consistent with the reduced polarization response of strongly dipolar active systems, as highlighted in Section IV B. We surmise that this peculiar behavior may stem from the higher bending rigidity of strings of particles with strong dipolar interactions. At large  $\lambda$ , the restoring torque forcing the particles into head-to-tail alignment is stronger, and the particles are tightly bound. Upon increasing activity, these structures are likely to resist breakage by bending, ultimately leading to increased angular deflection when breaking occurs. This interpretation is corroborated by the buckling of active chains with strong dipolar moments, as recently reported in two-dimensional simulations in Ref. [23].

#### D. Effect of external field on polymerization and network connectivity

Given the highlighted interplay between structure and response to the external field, we examine in this section how the field influences structural changes. To this end, we plot in Figs. 13(a)–(d) the polymerization degree  $\phi_p$  as a function of  $\eta$  for dipolar coupling strengths  $\lambda = 1, 4, 6.25$ , and  $12.25$ , and various active forces. At the lowest value of  $\lambda = 1$ , where the systems remain in a *gas* state, polymerization is largely independent of the field

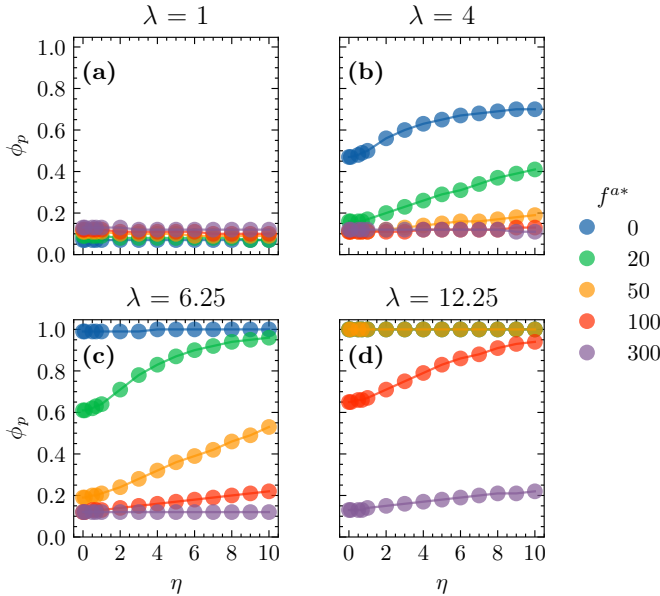


FIG. 13. Polymerization degree  $\phi_p$  [Eq. (10)], as a function of the field coupling strength  $\eta$  at dipolar coupling strengths  $\lambda =$  (a) 1, (b) 4, (c) 6.25, and (d) 12.25, and for active forces  $f^{a*} = 0, 20, 50, 100$ , and 300. The  $x$ - and  $y$ -axes are shared across columns and rows, respectively.

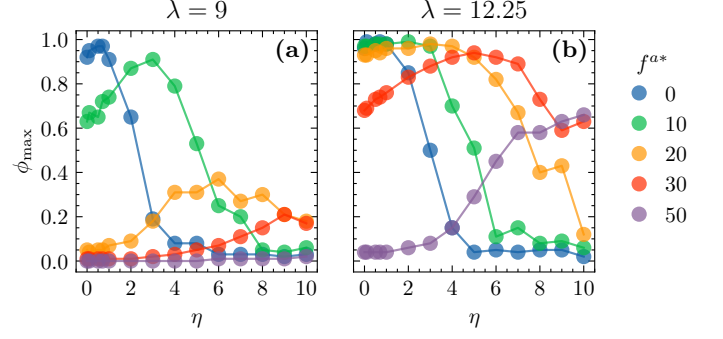


FIG. 14. Mean fraction of particles in the largest cluster  $\phi_{\max}$  [Eq. (11)], as a function of the field coupling strength  $\eta$  at  $\lambda =$  (a) 9, and (b) 12.25, and for active forces  $f^{a*} = 0, 10, 20, 30$ , and 50. The  $y$ -axis is shared by both subfigures.

strength, showing only a slight increase with  $f^{a*}$  due to enhanced two-body collisions [9, 53]. For higher values of the dipolar coupling strength  $\lambda \geq 4$ , polymerization increases significantly with  $\eta$ , provided that the systems are not fully polymerized in the zero-field limit and that the active force is sufficiently low compared to the strength of the dipolar forces and field strength. As previously mentioned in Section III, this mechanism arises from the alignment field stabilizing head-to-tail bonding configurations, in competition with activity, just as observed in the zero-field limit [12, 13].

Next, we investigate the effect of an external field on the connectivity properties by plotting the mean fraction of particles in the largest cluster  $\phi_{\max}$  as a function of  $\eta$  for  $\lambda = 9$  and  $12.25$  and various active forces, as shown in Figs. 14(a)–(b). In the passive limit, *percolated networks* are rapidly destroyed as  $\eta$  increases, giving way to a polarized fluid of aligned strings [Fig. 2], as indicated by the sharp drop in  $\phi_{\max}$ . For active systems, the inter-

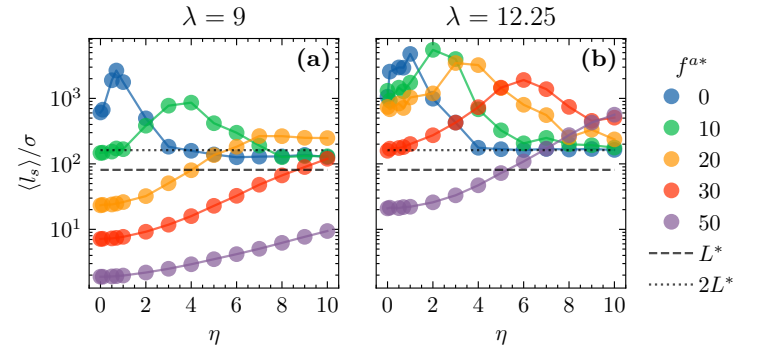


FIG. 15. Average cluster size  $\langle l_s \rangle$  [Eq. (8)], as a function of the field coupling strength  $\eta$  at dipolar coupling strengths  $\lambda =$  (a) 9, and (b) 12.25, for active forces  $f^{a*} = 0, 10, 20, 30$ , and 50. The symbol  $L^*$  corresponds to the simulation box's edge length. The  $y$ -axis is shared by both subfigures.

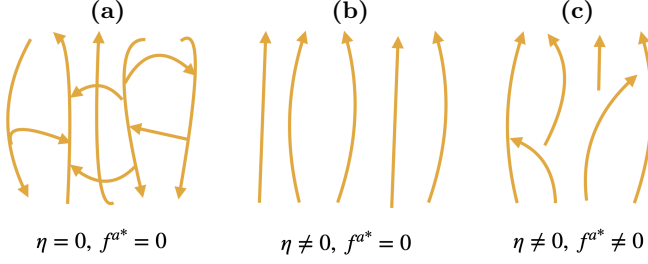


FIG. 16. Schematics where arrows represent chains of bonded dipolar particles: (a) passive *percolated network* in the zero field limit ( $\eta = 0$ ), with random orientations of the network's branches; (b) isolated passive polarized columnar clusters under an external field ( $\eta > 0$ ); (c) active polarized columnar clusters under an external field ( $\eta > 0$ ), which connect as a result of bond-breaking.

play between activity and external field leads to a more complex, non-monotonic dependence of  $\phi_{\max}$  on  $\eta$ . We observe that weak to moderate fields enhance network connectivity, with  $\phi_{\max}$  either stabilizing or increasing to a maximum before declining at higher  $\eta$ . This effect is most pronounced at  $\lambda = 9$  and  $f^{a*} = 10$ , where the fraction of particles in the largest cluster increases from  $\phi_{\max} < 0.7$  in the zero-field limit, indicating a system of many independent active structures, to  $\phi_{\max} > 0.7$ , signaling the formation of a *percolated network*. At stronger fields, connectivity is eventually lost, giving rise to a *polarized string fluid* with  $\phi_{\max} \rightarrow 0$ .

We plot in Figs. 15(a)–(b) the average cluster size,  $\langle l_s \rangle$ , as a function of  $\eta$  for  $\lambda = 9$  and 12.25 and various active forces. In the passive limit, the average cluster size at both  $\lambda$  values initially increases with  $\eta$  up to a maximum, before converging toward values between  $L^*$  and  $2L^*$ , signaling the formation of columnar pair-bundles of chains [54, 55]. We note that the initial slight increase in  $\langle l_s \rangle$  at low field for  $f^{a*} = 0$  is somewhat artificial, as it results from the breakage and inclusion of small rings, coexisting with the *percolated network* at zero-field, into the main structure. Similar trends to those in Fig. 14 are observed at low to moderate activity levels, where weak fields induce a substantial increase in  $\langle l_s \rangle$ , indicating that isolated active structures connect to form larger aggregates. We suggest that this is made possible by the coupling of enhanced activity-induced bond-breaking and polarization. At low  $\eta$  values, the constant reorganization of active structures is only loosely constrained in the field direction, favoring encounters between independent aggregates and thereby facilitating connectivity. At high  $\eta$  values, the alignment torque exerted by the field strongly orients the dipoles along the field direction, suppressing reorganization and leading to the observed leveling off in  $\langle l_s \rangle$ . A schematic representation of this mechanism is presented in Fig. 16, attributing the greater resilience of active networks to the cooperative effects of activity and external field.

## E. Bond dynamics

In this last section, in light of the highlighted phenomena, we quantify the interplay between activity and external field on the bonds formed by dipolar particles. To this end, we plot in Figs. 17(a)–(b) the normalized bond TACF for  $\eta = 0$  and 10 at  $\lambda = 12.25$  for various activity levels. In the zero-field limit, consistent with our previous findings in [13], we find that as the active force increases, the bond TACFs progressively decay faster, reflecting the onset of more transient structures. For active forces  $f^{a*} \leq 20$ , where the system maintains a *percolated network* structure, the decay of  $C_b(t)$  is observed to be faster compared to the passive case, indicating a more dynamic and time-reconfiguring network structure. At  $\eta = 10$ , a similar trend is observed with activity, although activities up to  $f^{a*} = 30$  are characterized by a rather non-decaying  $C_b(t)$ . This is a result of the external field which by favoring "head-to-tail" alignments delays the decay of  $C_b(t)$  to larger times.

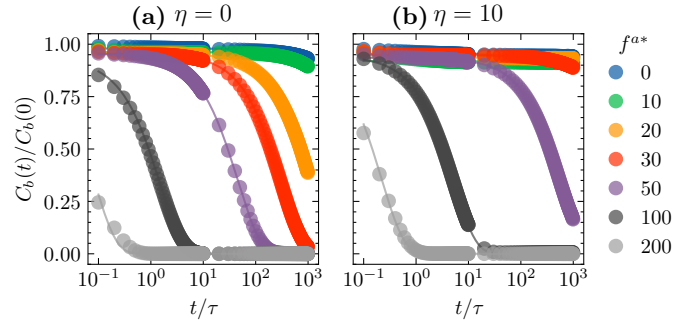


FIG. 17. Normalized bond TACF  $C_b(t)/C_b(0)$  [Eq. 15], at  $\lambda = 12.25$  for field-strength  $\eta =$  (a) 0, and (b) 10, and activities  $f^{a*} = 0, 10, 20, 30, 50, 100$ , and 200. Straight lines connecting the markers represent exponential fits. The  $y$ -axis is shared by both subfigures.

We find that all the  $C_b$  curves can be well described by an exponential decay law  $\exp(-t/\tau_b)$ , where  $\tau_b$  can be interpreted as the mean bond lifetime. The evolution of  $\tau_b$  with activity at  $\lambda = 12.25$  is presented in Fig. 18 for field coupling strengths  $\eta = 0$  and 10. Consistent with previous observations, increasing  $f^{a*}$  leads to a substantial decrease in the mean bond lifetime. Conversely,  $\tau_b$  values are systematically larger at  $\eta = 10$  than in the zero-field case, with a remarkable increase of more than one order of magnitude at low activity levels. These behaviors corroborate the arguments made in Sec. IV D that the interplay between activity and the external field consists of a competition between two antagonistic effects for bond stability, with activity weakening bonds and the external field favoring their formation.

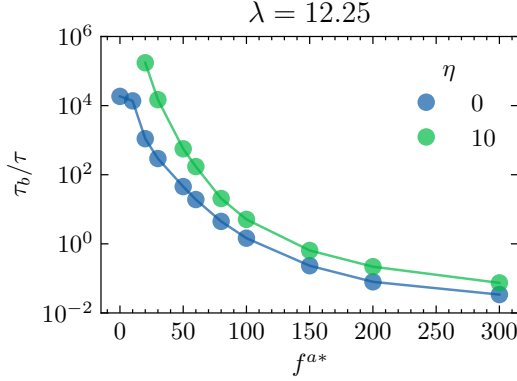


FIG. 18. Bond TACF decay time  $\tau_b$  as a function of the active force  $f^{a*}$ , obtained from exponential fits  $\exp(-t/\tau_b)$  of  $C_b(t)$ , at  $\lambda = 12.25$  for field coupling strengths  $\eta = 0$ , and 10.

## V. CONCLUSIONS

In this work, we investigated the response of low-density three-dimensional assemblies of active dipolar particles to an external field using Brownian dynamics simulations, systematically varying their dipolar coupling strength and activity level. In our previous work in the zero-field limit [13], we highlighted emergence of two new non-equilibrium structures at low densities. They include an isotropic fluid of active strings and an active *percolated network* that undergoes frequent dynamical reconfigurations, emerging at low to moderate activity and sufficiently strong dipolar coupling.

Under an external field, we find that active assemblies exhibit a much richer phenomenology than their passive counterparts. In passive systems, the zero-field structures simply polarize along the direction of the field, leading to (i) an increased polymerization at low dipolar coupling, and (ii) the formation of independent columnar clusters at higher dipolar coupling, signifying the breakdown of the network structures. In contrast, in active systems, the orientational constraint imposed by the external field and self-propulsion can act cooperatively to favor connectivity. In particular, we find that (i) low activity levels extend the range of fields over which a *percolated network* persists, and (ii) at strong dipolar coupling strengths, a weak external field can induce system-spanning networks at intermediate activity levels. These results demonstrate the greater robustness of active networks to weak external fields compared to their passive counterparts, a consequence of continuous activity-induced dynamical rearrangements, where moderate orientational constraints enhance the likelihood of structural encounters during reorganization. Conversely, high fields disrupt network connectivity, leading to the formation of *polarized string fluids*. In addition, contrary to the passive case, active systems with strong dipolar coupling strengths exhibit a lower polarization than a system of independent dipoles.

These findings underscore the potential of external fields to effectively control and modulate the structural and orientational organization of self-propelled dipolar particles. It will be of interest to extend this study to higher densities where dipolar particles can exhibit flocking [12]. As a suggestion for future research routes, the investigation of hysteresis behavior in active *percolated networks* would allow for the assessment of the extended potential of these systems in creating a new generation of smart materials. It is reasonable to think that activity, combined with an external field, could be used as a memory reset mechanism, opening the door to self-assembly/disassembly cycles. More broadly, another outstanding open question lies in the relationship between connectivity and rigidity percolation in active networks, and their resulting emergent mechanical properties.

## ACKNOWLEDGMENTS

This work used the Dutch national e-infrastructure with the support of the SURF Cooperative using Grant No. EINF-8801.

## Appendix A: Spatial ordering

We briefly discuss the shape of two direction-dependent radial distribution functions (RDFs) measuring the positional correlations parallel ( $g_{\parallel}$ ) and perpendicular ( $g_{\perp}$ ) to the external field direction  $\hat{\mathbf{B}}$ . They are defined as [56]

$$g_{\parallel}(r_{\parallel}) = \frac{1}{N\rho} \frac{\left\langle \sum_{i \neq j} \delta(r_{\parallel} - \|\mathbf{r}_{ij} \cdot \hat{\mathbf{B}}\|) \right\rangle}{2\pi(\sigma_{\parallel}/2)^2} \quad (\text{A1})$$

$$g_{\perp}(r_{\perp}) = \frac{1}{N\rho} \frac{\left\langle \sum_{i \neq j} \delta(r_{\perp} - \|\mathbf{r}_{ij} \times \hat{\mathbf{B}}\|) \right\rangle}{2\pi r_{\perp} \sigma_{\perp}} \quad (\text{A2})$$

where  $i$  and  $j$  refer to particle indices,  $r_{\parallel}$  and  $r_{\perp}$  are, respectively, the distances from particles' centers parallel and perpendicular to the field, and  $\sigma_{\parallel}$  and  $\sigma_{\perp}$  are, respectively, the diameter and height of cylindrical sampling volumes oriented parallel to  $\hat{\mathbf{B}}$ .

Figs. 19(a)–(c) shows the parallel RDF  $g_{\parallel}$  at the highest investigated field strength,  $\eta = 10$ , for activities  $f^{a*} = 0, 20$ , and 100, and dipolar coupling strengths  $\lambda = 6.25$  and 12.25. In the passive limit, the strings, spanning the entire box length, highlighted in the main text, are well-distinguishable by several regularly spaced peaks in  $g_{\parallel}$ , signaling linear segments of particles oriented along the field. Upon increasing activity, columnar clusters shorten as long-distance peaks in  $g_{\parallel}$  are progressively lost. This happens more quickly at  $\lambda = 6.25$  than  $\lambda = 12.25$ , consistent with the trends discussed in Section IV D.

The perpendicular RDF  $g_{\perp}$  is shown in Figs. 20(a)–(c) at the same parameters as before. In the passive limit,



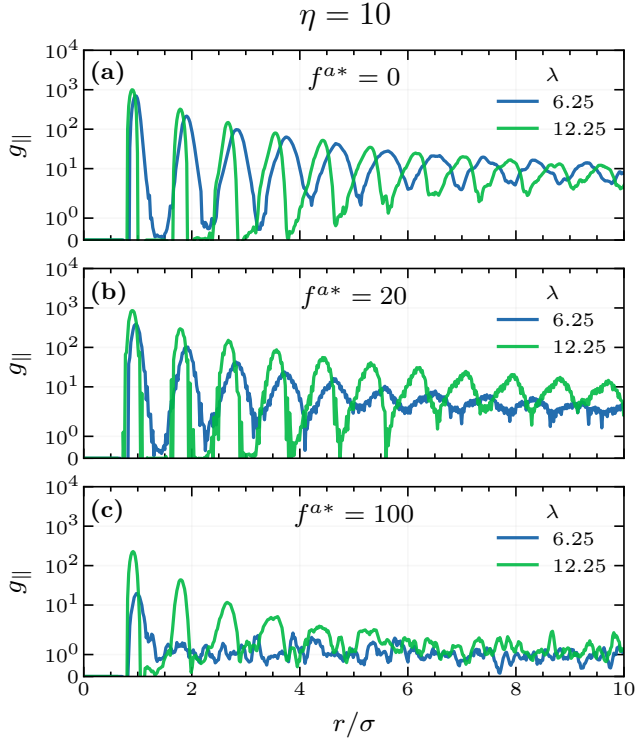


FIG. 19. Parallel radial distribution function  $g_{\parallel}$  [Eq. (A1)], at field coupling strength  $\eta = 10$  for dipolar coupling strengths  $\lambda = 6.25$  and  $12.25$ , and active forces  $f^{a*} =$  (a) 0, (b) 20, and (c) 100. A value of  $\sigma_{\parallel} = 0.5\sigma$  was used, and data were smoothed using a Savitzky–Golay filter [57]. The  $x$ -axis is shared by all subfigures.

intermediate- and long-range correlations are observed at  $\lambda = 6.25$  and  $\lambda = 12.25$ , respectively, highlighting the ordering of columnar clusters. We note that the peak at  $\approx 1\sigma$  at  $\lambda = 12.25$  can be attributed to the pair-bundling of chains [Fig. 15]. As activity is increased, spatial corre-

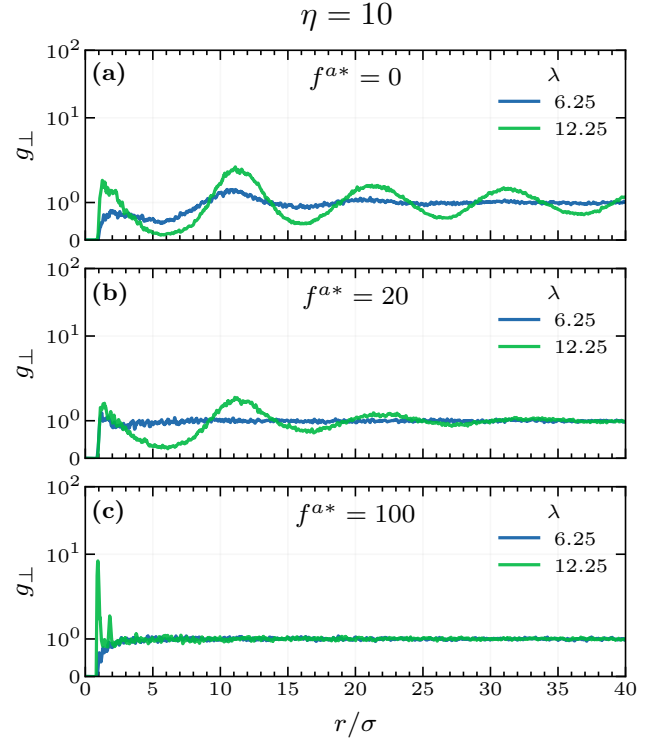


FIG. 20. Perpendicular radial distribution function  $g_{\perp}$  [Eq. (A2)], at field coupling strength  $\eta = 10$  for dipolar coupling strengths  $\lambda = 6.25$  and  $12.25$ , and active forces  $f^{a*} =$  (a) 0, (b) 20, and (c) 100. A value of  $\sigma_{\perp} = 0.5\sigma$  was used, and data were smoothed using a Savitzky–Golay filter [57]. The  $x$ -axis is shared by all subfigures.

lations are progressively lost, albeit they persist at  $f^{a*} = 20$  and  $\lambda = 12.25$ . Therefore, the enhanced branching or shortening of the structures induced by activity is accompanied by a loss of spatial correlations perpendicular to the field.

- [1] K. J. M. Bishop, S. L. Biswal, and B. Bharti, Active colloids as models, materials, and machines, *Annu. Rev. Chem. Biomol. Eng.* **14**, 1 (2023).
- [2] H. Zhou, C. C. Mayorga-Martinez, S. Pané, L. Zhang, and M. Pumera, Magnetically driven micro and nanorobots, *Chem. Rev.* **121**, 4999 (2021).
- [3] A. Zöttl and H. Stark, Emergent behavior in active colloids, *J. Phys.: Condens. Matter* **28**, 253001 (2016).
- [4] F. Qiu, S. Fujita, R. Mhanna, L. Zhang, B. R. Simona, and B. J. Nelson, Magnetic helical microswimmers functionalized with lipoplexes for targeted gene delivery, *Adv. Funct. Mater.* **25**, 1666 (2015).
- [5] O. Felfoul, M. Mohammadi, S. Taherkhani, D. de Lanauze, Y. Z. Xu, D. Loghin, S. Essa, S. Jančík, D. Houle, M. Lafleur, L. Gaboury, M. Tabrizian, N. Kaou, M. Atkin, T. Vuong, G. Batist, N. Beauchemin,

- D. Radzioch, and S. Martel, Magneto-aerotactic bacteria deliver drug-containing nanoliposomes to tumour hypoxic regions, *Nat. Nanotechnol.* **11**, 941 (2016).
- [6] Y. Alsaadawi, A. Eichler-Volf, M. Heigl, P. Zahn, M. Albrecht, and A. Erbe, Control over self-assembled janus clusters by the strength of magnetic field in  $\text{H}_2\text{O}_2$ , *Eur. Phys. J. E* **44**, 23 (2021).
- [7] G. S. Redner, A. Baskaran, and M. F. Hagan, Reentrant phase behavior in active colloids with attraction, *Phys. Rev. E* **88**, 012305 (2013).
- [8] V. Prymidis, S. Paliwal, M. Dijkstra, and L. Filion, Vapour–liquid coexistence of an active lennard-jones fluid, *J. Chem. Phys.* **145**, 124904 (2016).
- [9] G. Redner, M. F. Hagan, and A. Baskaran, Structure and dynamics of a phase-separating active colloidal fluid, *Phys. Rev. Lett.* **110**, 055701 (2013).

- [10] J. Stenhammar, D. Marenduzzo, R. J. Allen, and M. E. Cates, Phase behaviour of active brownian particles: the role of dimensionality, *Soft Matter* **10**, 1489 (2014).
- [11] F. Meng, D. Matsunaga, B. Mahault, and R. Golestanian, Magnetic microswimmers exhibit bose-einstein-like condensation, *Phys. Rev. Lett.* **126**, 078001 (2021).
- [12] G.-J. Liao, C. K. Hall, and S. H. L. Klapp, Dynamical self-assembly of dipolar active brownian particles in two dimensions, *Soft Matter* **16**, 2208 (2020).
- [13] M. Kelidou, M. Fazlzadeh, B. Parage, M. van Dijk, T. Hooijschuur, and S. Jabbari-Farouji, Active string fluids and gels formed by dipolar active brownian particles in 3d, *J. Chem. Phys.* **161**, 104904 (2024).
- [14] R. Großmann, I. S. Aranson, and F. Peruani, A particle-field approach bridges phase separation and collective motion in active matter, *Nat. Commun.* **11**, 5365 (2020).
- [15] J. Bickmann, S. Bröker, M. te Vrugt, and R. Witkowski, Active brownian particles in external force fields: Field-theoretical models, generalized barometric law, and programmable density patterns, *Phys. Rev. E* **108**, 044601 (2023).
- [16] H. Stark, Swimming in external fields, *Eur. Phys. J. Spec. Top.* **225**, 2369 (2016).
- [17] P. M. Vinze, A. Choudhary, and S. Pushpavanam, Motion of an active particle in a linear concentration gradient, *Physics of Fluids* **33**, 032011 (2021).
- [18] T. J. Pedley and J. O. Kessler, Hydrodynamic phenomena in suspensions of swimming microorganisms, *Annu. Rev. Fluid Mech.* **24**, 313 (1992).
- [19] F. Meng, D. Matsunaga, and R. Golestanian, Clustering of magnetic swimmers in a poiseuille flow, *Phys. Rev. Lett.* **120**, 188101 (2018).
- [20] X. Chao, K. Skipper, C. P. Royall, S. Henkes, and T. B. Liverpool, Traveling strings of active dipolar colloids, *Phys. Rev. Lett.* **134**, 018302 (2025).
- [21] F. R. Kössel, *Emergent pattern formation in active magnetic suspensions*, Ph.D. thesis, Johannes Gutenberg-Universität Mainz, Mainz, Germany (2019).
- [22] F. R. Koessel and S. Jabbari-Farouji, Emergent pattern formation of active magnetic suspensions in an external field, *New J. Phys.* **22**, 103007 (2020).
- [23] V. Telezki and S. Klumpp, (2025), [arXiv:2404.17641 \[cond-mat.soft\]](https://arxiv.org/abs/2404.17641).
- [24] R. C. Maloney, G.-J. Liao, S. H. L. Klapp, and C. K. Hall, Clustering and phase separation in mixtures of dipolar and active particles, *Soft Matter* **16**, 3779 (2020).
- [25] S. Othman, J. Midya, T. Auth, and G. Gompper, Phase behavior and dynamics of active brownian particles in an alignment field, *Phys. Rev. E* **111**, 015425 (2025).
- [26] L. Baraban, D. Makarov, R. Streubel, I. Mönch, D. Grimm, S. Sanchez, and O. G. Schmidt, Catalytic janus motors on microfluidic chip: Deterministic motion for targeted cargo delivery, *ACS Nano* **6**, 3383 (2012).
- [27] K. Bente, A. Codutti, F. Bachmann, and D. Faivre, Biohybrid and bioinspired magnetic microswimmers, *Small* **14**, 1704374 (2018).
- [28] B. Wang, Y. Qin, J. Liu, Z. Zhang, W. Li, G. Pu, Z. Yuanhe, X. Gui, and M. Chu, Magnetotactic bacteria-based drug-loaded micromotors for highly efficient magnetic and biological double-targeted tumor therapy, *ACS Appl. Mater. Interfaces* **15**, 2747 (2023).
- [29] A. Snezhko and I. S. Aranson, Magnetic manipulation of self-assembled colloidal asters, *Nat. Mater.* **10**, 698 (2011).
- [30] M. J. Stevens and G. S. Grest, Structure of soft-sphere dipolar fluids, *Phys. Rev. E* **51**, 5962 (1995).
- [31] S. Jäger, H. Schmidle, and S. H. L. Klapp, Nonequilibrium condensation and coarsening of field-driven dipolar colloids, *Phys. Rev. E* **86**, 011402 (2012).
- [32] S. Jäger and S. H. L. Klapp, Pattern formation of dipolar colloids in rotating fields: layering and synchronization, *Soft Matter* **7**, 6606 (2011).
- [33] C. J. Pierce, H. Wijesinghe, E. Osborne, E. Mumper, B. Lower, S. Lower, and R. Sooryakumar, Tunable self-assembly of magnetotactic bacteria: Role of hydrodynamics and magnetism, *AIP Adv.* **10**, 015335 (2020).
- [34] A. M. Spormann, Unusual swimming behavior of a magnetotactic bacterium, *FEMS Microbiol. Lett.* **45**, 37 (1987).
- [35] D. C. Guell, H. Brenner, R. B. Frankel, and H. Hartman, Hydrodynamic forces and band formation in swimming magnetotactic bacteria, *J. Theor. Biol.* **135**, 525 (1988).
- [36] B. Vincenti, G. Ramos, M. L. Cordero, C. Douarche, R. Soto, and E. Clement, Magnetotactic bacteria in a droplet self-assemble into a rotary motor, *Nat. Commun.* **10**, 5082 (2019).
- [37] A. Théry, L. L. Nagard, J. C. Ono-Dit-Biot, C. Fradin, K. Dalnoki-Veress, and E. Lauga, Self-organisation and convection of confined magnetotactic bacteria, *Sci. Rep.* **10**, 13578 (2020).
- [38] N. Waisbord, C. T. Lefèvre, L. Bocquet, C. Ybert, and C. Cottin-Bizonne, Destabilization of a flow focused suspension of magnetotactic bacteria, *Phys. Rev. Fluids* **1**, 053203 (2016).
- [39] P. Ilg and E. D. Gado, Non-linear response of dipolar colloidal gels to external fields, *Soft Matter* **7**, 163 (2011).
- [40] T. Vissers, A. Wysocki, M. Rex, H. Löwen, C. P. Royall, A. Imhof, and A. van Blaaderen, Lane formation in driven mixtures of oppositely charged colloids, *Soft Mat.* **7**, 2352 (2011).
- [41] K. Skipper, F. J. Moore, and C. P. Royall, Identification and classification of clusters of dipolar colloids in an external field, *J. Chem. Phys.* **161**, 144308 (2024).
- [42] A. Callegari and G. Volpe, Numerical simulations of active brownian particles, in *Flowing Matter*, edited by F. Toschi and M. Sega (Springer International Publishing, Cham, 2019) pp. 211–238.
- [43] J. D. Weeks, D. Chandler, and H. C. Andersen, Role of repulsive forces in determining the equilibrium structure of simple liquids, *J. Chem. Phys.* **54**, 5237 (1971).
- [44] M. E. Cates and J. Tailleur, Motility-induced phase separation, *Annu. Rev. Condens. Matter Phys.* **6**, 219 (2015).
- [45] A. P. Thompson, H. M. Aktulga, R. Berger, D. S. Bolintineanu, W. M. Brown, P. S. Crozier, P. J. in 't Veld, A. Kohlmeyer, S. G. Moore, T. D. Nguyen, R. Shan, M. J. Stevens, J. Tranchida, C. Trott, and S. J. Plimpton, LAMMPS – a flexible simulation tool for particle-based materials modeling at the atomic, meso, and continuum scales, *Comput. Phys. Commun.* **271**, 108171 (2022).
- [46] J. J. Weis and D. Levesque, Chain formation in low-density dipolar hard spheres: A monte carlo study, *Phys. Rev. Lett.* **71**, 2729 (1993).
- [47] J.-J. Weis and D. Levesque, Simple dipolar fluids as generic models for soft matter, in *Advanced Computer Simulation Approaches for Soft Matter Sciences II*, Advances in Polymer Science, Vol. 185, edited by C. Holm and K. Kremer (Springer, Berlin, Heidelberg, 2005) pp.

- 163–225.
- [48] L. Rovigatti, J. Russo, and F. Sciortino, Structural properties of the dipolar hard-sphere fluid at low temperatures and densities, [Soft Matter](#) **8**, 6310 (2012).
  - [49] P. Virtanen, R. Gommers, T. E. Oliphant, M. Haberland, T. Reddy, D. Cournapeau, E. Burovski, P. Peterson, W. Weckesser, J. Bright, S. J. van der Walt, M. Brett, J. Wilson, K. J. Millman, N. Mayorov, A. R. J. Nelson, E. Jones, R. Kern, E. Larson, C. J. Carey, Í. Polat, Y. Feng, E. W. Moore, J. VanderPlas, D. Laxalde, J. Perktold, R. Cimrman, I. Henriksen, E. A. Quintero, C. R. Harris, A. M. Archibald, A. H. Ribeiro, F. Pedregosa, P. van Mulbregt, and SciPy 1.0 Contributors, Scipy 1.0: fundamental algorithms for scientific computing in python, [Nat. Methods](#) **17**, 261 (2020).
  - [50] P. Langevin, Sur la théorie du magnétisme, [J. Phys. Théor. Appl.](#) **4**, 678 (1905).
  - [51] G. A. Flores, J. Liu, M. Mohebi, and N. Jamasbi, Magnetic-field-induced nonequilibrium structures in a ferrofluid suspension, [Phys. Rev. E](#) **59**, 751 (1999).
  - [52] Z. Wang, C. Holm, and H. W. Müller, Molecular dynamics study on the equilibrium magnetization properties and structure of ferrofluids, [Phys. Rev. E](#) **66**, 021405 (2002).
  - [53] J. Tailleur and M. E. Cates, Statistical mechanics of interacting run-and-tumble bacteria, [Phys. Rev. Lett.](#) **100**, 218103 (2008).
  - [54] J.-J. Weis, Simulation of quasi-two-dimensional dipolar systems, [J. Phys.: Condens. Matter](#) **15**, 311 (2003).
  - [55] J.-J. Weis, Low density quasi-two-dimensional dipolar hard spheres in an external field, [Molecular Physics](#) **103**, 7 (2005).
  - [56] R. J. Mandle, Implementation of a cylindrical distribution function for the analysis of anisotropic molecular dynamics simulations, [PLOS ONE](#) **17**, e0279679 (2022).
  - [57] A. Savitzky and M. J. E. Golay, Smoothing and differentiation of data by simplified least squares procedures, [Anal. Chem.](#) **36**, 1627 (1964).