

# Exploring the In-Context Learning Capabilities of LLMs for Money Laundering Detection in Financial Graphs

Erfan Pirmorad<sup>\*</sup>

The Vanguard Group, Inc.

**Abstract.** The complexity and interconnectivity of entities involved in money laundering demand investigative reasoning over graph-structured data. This paper explores the use of large language models (LLMs) as reasoning engines over localized subgraphs extracted from a financial knowledge graph. We propose a lightweight pipeline that retrieves  $k$ -hop neighborhoods around entities of interest, serializes them into structured text, and prompts an LLM via few-shot in-context learning to assess suspiciousness and generate justifications. Using synthetic anti-money laundering (AML) scenarios that reflect common laundering behaviors, we show that LLMs can emulate analyst-style logic, highlight red flags, and provide coherent explanations. While this study is exploratory, it illustrates the potential of LLM-based graph reasoning in AML and lays groundwork for explainable, language-driven financial crime analytics.

## 1 Introduction

As financial data becomes increasingly interconnected, institutions are turning to knowledge graphs to capture the complex relationships between customers, accounts, transactions, devices, and geographic entities. These graphs provide a rich structure for reasoning about risk, behavior, and anomalies. However, leveraging their full potential requires tools capable of understanding and explaining multi-hop, heterogeneous patterns.

Recent advances in large language models (LLMs) have demonstrated their ability to reason over structured data, including relational chains and graph-like abstractions. A growing body of research has shown that LLMs can be adapted to perform graph reasoning tasks via graph-structured prompting [4], or language-guided message passing [9]. Surveys on this topic highlight a promising direction for unifying natural language and graph reasoning under a shared framework [8].

Building on this momentum, we investigate whether LLMs can support investigative-style reasoning over *financial knowledge graphs*. These graphs represent real-world financial systems, where relational complexity is not only common but essential to risk analysis, trend analysis, etc., [5]. Our goal is to evaluate the feasibility of using LLMs as interpretable reasoning engines over such data — particularly in domains where explainability, transparency, and analyst collaboration are critical.

As a motivating case study, we focus on **anti-money laundering (AML)** in this study. AML is a domain where identifying suspicious behavior involves tracing intricate financial flows across individuals,

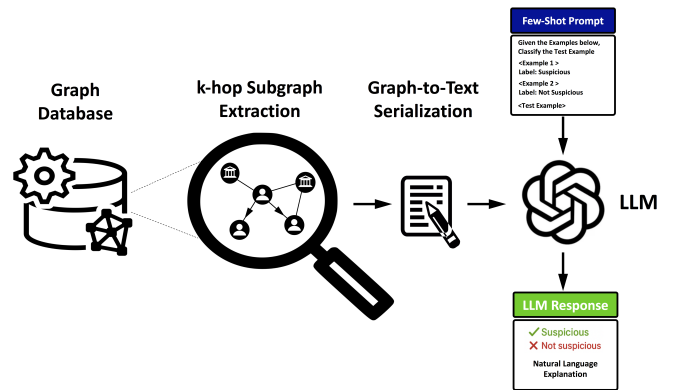
shell entities, and intermediary accounts [2, 3]. AML and financial crime investigations increasingly rely on graph-based representations to detect patterns such as layering, rapid movement of funds, and shared infrastructure [7, 6].

For this study, we utilize the publicly available IBM AML Synthetic Dataset [1], which simulates financial activities through a realistic knowledge graph of accounts, banks, and transactions, designed to model common laundering typologies based on real-world intelligence. This allows us to explore LLM-based reasoning in a controlled yet representative environment.

This work positions LLMs not merely as text generators, but as *in-context reasoning engines* capable of interpreting graph-structured financial activity. In-context learning offers a flexible, parameter-free mechanism to inject domain knowledge and reasoning capabilities into black-box LLMs, aligning naturally with investigative workflows. By leveraging this mechanism, we evaluate whether LLMs can emulate analyst-style reasoning in AML detection without retraining or labeled supervision.

We propose a lightweight reasoning pipeline in which:

1. A  $k$ -hop subgraph around a transaction or entity of interest is extracted from a financial knowledge graph stored in a graph database,
2. The subgraph is serialized into a structured textual format designed to preserve topology and semantics,
3. An LLM is prompted in a few-shot setup to assess suspiciousness and provide an investigator-style justification.



**Figure 1.** Pipeline Overview for LLM-based AML Analysis.

We evaluate this pipeline using synthetic AML scenarios that re-

<sup>\*</sup> Corresponding Author Email: erfana\_pirmorad@vanguard.com.  
©2025 The Vanguard Group, Inc. All rights reserved.

flect realistic laundering behaviors, constructed from publicly available datasets. Our early results indicate that LLMs can highlight meaningful red flags, trace multi-step patterns, and generate rationales that align with human intuition. This case study illustrates the potential of LLMs for reasoning over financial knowledge graphs, offering a path toward explainable, language-driven fraud analytics. To our knowledge, this is the first work to apply in-context learning with LLMs for money laundering detection over financial graphs. The proposed pipeline bridges localized graph structure with natural language reasoning in a scalable and interpretable way.

## 2 Methodology

We propose a three-stage framework for enabling LLM-based reasoning over financial knowledge graphs: (1) extracting subgraphs around suspicious transaction edges, (2) converting them into a structured textual format, and (3) prompting an LLM in a few-shot setup informed by money laundering typologies. The model is tasked not only with predicting whether the transaction is suspicious but also providing a rationale and identifying any typologies that apply, which allows us to assess its reasoning transparency and hallucination rate.

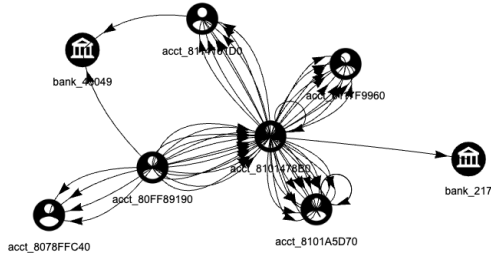
### 2.1 Financial Graph Representation and Subgraph Extraction

Money laundering schemes often involve complex transactional relationships that can be naturally represented as graphs. In this work, we use the publicly available IBM AML Synthetic Dataset [1], which models financial activities as a knowledge graph.

In this graph, nodes represent *accounts* (individual or corporate) and *banks*, while edges represent *financial transactions* between accounts. Each node is annotated with metadata such as entity type and account creation date; each transaction edge is labeled with attributes including transaction amount and timestamp.

Our goal is to reason about the suspiciousness of specific transactions by analyzing the surrounding graph structure. For each candidate transaction (i.e., a transfer between two accounts), we extract a localized  $k$ -hop subgraph centered on the transaction edge. The subgraph includes the source and destination accounts, their neighboring transactions within  $k$  hops, and any associated bank nodes.

An example of an extracted subgraph is shown below. Each extracted structure provides the LLM with a focused local context to assess whether the transaction may reflect suspicious activity.



**Figure 2.** Snapshot of a sample 2-hop subgraph centered around a transaction between *acct\_80FF89190* and *acct\_810147BB0*.

This extraction strategy frames the detection task as an *edge-centric classification problem* over the transaction graph, where the objective is to predict whether the given transaction edge represents money laundering activity.

### 2.2 Textual Serialization

The extracted subgraph is then serialized into a structured textual representation suitable for LLM input. Each node is expressed as a role-tagged entity, and each edge is rendered as a natural language relation, preserving directionality, timestamps, and values. The textual format preserves the topological structure of the graph, laying out interactions in logical order to facilitate multi-hop reasoning. No further summarization or feature engineering is applied.

To illustrate this process, we include a representative serialization from an actual extracted subgraph depicted in Figure 2 and used in our prompting pipeline:

#### Serialized Subgraph Example

```

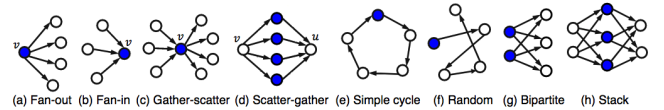
**Nodes:**
- acct_810147BB0 (type: Account)
- acct_8101A5D70 (type: Account)
- acct_81141610D (type: Account)
- acct_8117F9960 (type: Account)
- acct_80FF89190 (type: Account)
- bank_217 (type: Bank)
- bank_4049 (type: Bank)

**Edges:**
- acct_810147BB0 belongs_to bank_217
- acct_810147BB0 transfers_to acct_8101A5D70
  amount: 225756.22 Shekel
  via: Reinvestment
  timestamp: 2022/09/01 00:02
- acct_810147BB0 transfers_to acct_8101A5D70
  amount: 2364.39 Shekel
  via: Cheque
  timestamp: 2022/09/01 05:26
- acct_810147BB0 transfers_to acct_8101A5D70
  amount: 4091.91 Shekel
  via: Cheque
  timestamp: 2022/09/01 07:50
...additional edges omitted for brevity...

```

### 2.3 Few-Shot Prompting with AML Typologies

A defining characteristic of anti-money laundering (AML) investigations is the presence of recurring structural patterns in transactional behavior. These patterns have been extensively documented in financial intelligence reports and academic studies, including the IBM AML dataset, which models them as prototypical graph topologies. Figure 3 visualizes eight canonical laundering structures used in our prompting framework: (a) *fan-out*, (b) *fan-in*, (c) *gather-scatter*, (d) *scatter-gather*, (e) *simple cycle*, (f) *random*, (g) *bipartite*, and (h) *stack*.



**Figure 3.** Canonical money laundering patterns used as reasoning demonstrations. Image adapted from the IBM AML dataset paper.

To help the LLM learn to reason over financial subgraphs, our approach uses a few-shot prompting setup where each demonstration example showcases one of these laundering patterns. Each example consists of (i) a brief serialized subgraph in the textual format described in Section 2.2, and (ii) a natural language rationale that explains why the activity is suspicious, grounded in the structure of the graph. Both the graph serialization and the rationale are derived from samples in the IBM AML dataset, which provides well-annotated synthetic cases.

The prompt includes eight such examples, each corresponding to one of the patterns shown in Figure 3, before appending the test case. By explicitly conditioning the LLM on real-world-style typologies

and human-readable rationales, we align the reasoning process with investigative workflows. Importantly, these demonstrations emphasize graph topology and multi-hop interactions rather than superficial statistical cues, which makes the model more likely to generalize beyond seen entities.

This methodology leverages the core advantage of few-shot learning via in-context learning: enabling the model to acquire structural priors without any fine-tuning. It effectively bootstraps the LLM into a role akin to a fraud analyst by showing what suspicious behavior “looks like” in multiple formats. The choice to use real pattern types, realistic transactions, and natural language justifications makes the prompting setup robust, interpretable, and well-aligned with human investigator expectations.

To further refine the model’s discrimination ability, we also include several examples of non-suspicious financial activity—subgraphs that contain no red flags—within the same prompt. This ensures that the model learns not only to detect suspicious patterns, but also to distinguish them from legitimate transactional behavior.

The final structure of the LLM prompt follows the template below, showing how demonstration subgraphs and rationales are interleaved. The subgraphs are serialized using the format shown previously in the *Serialized Subgraph Example* box in Section 2.2.

#### Final Prompt Template

**Prompt Header:**  
You are an expert financial crime investigator reviewing patterns of account behavior to identify potential cases of money laundering. The data is represented as a graph. **Nodes** are of type Account or Bank. **Edges** represent relationships of type transfers\_to or belongs\_to, and include metadata such as amount, currency, payment method, and timestamp. You will be shown a series of serialized subgraphs followed by a question. Your task is to determine whether the behavior is suspicious, and to provide a reasoned explanation grounded in the structure and attributes of the graph.

**Few-shot Examples:**  
«Serialized Subgraph 1»  
**Explanation:** This pattern resembles fan-out behavior, where a single account disperses funds to many accounts within a short window, often to obscure the origin.  
«Serialized Subgraph 2»  
**Explanation:** This reflects a gather-scatter pattern, where funds from multiple sources converge briefly before dispersing again, which is a common layering tactic.  
... (examples 3 through 7 omitted for brevity) ...  
«Serialized Subgraph 8»  
**Explanation:** A highly connected bipartite structure, consistent with mule networks or coordinated burst activity.

**non-suspicious Examples:**  
«Serialized Subgraph 1»  
**Explanation:** These transfers occur across a regular schedule, between known parties with consistent values. No indicators of laundering behavior.  
... (examples 2 through 4 omitted for brevity) ...

**Task:** Using your knowledge of money laundering patterns and the examples given, predict whether the financial activity given in the test example is likely part of a laundering scheme.  
**Test Example:**  
«Serialized Test Subgraph»

**Answer Format:**  
- Conclusion: Suspicious or Not Suspicious  
- Explanation: (2-3 sentences reasoning)  
- Observed Pattern: (e.g., gather-scatter)

## 3 Experiments and Results

We evaluate the proposed reasoning pipeline on the IBM AML Synthetic Dataset, which simulates real-world money laundering typologies through graph-structured financial transactions. Our primary

goal at this stage is to assess both the classification ability and the reasoning quality of a large language model (LLM) over structured financial subgraphs.

### 3.1 Experimental Setup

We construct a balanced evaluation set consisting of 2,000 examples: 1,000 laundering transactions and 1,000 non-laundering transactions. While this does not reflect the class imbalance typically observed in real-world AML investigations, it enables a controlled evaluation of the model’s ability to distinguish suspicious patterns without being dominated by prior class frequencies. This design isolates the core reasoning capabilities of the LLM pipeline and ensures that performance metrics reflect meaningful classification behavior rather than dataset skew. Extending the evaluation to realistic, highly imbalanced distributions remains an important direction for future work.

Each subgraph is serialized following the format described in Section 2.2 and embedded into the final prompt template described in Section 2.3. The prompt includes eight suspicious pattern examples and four non-suspicious examples, with task instructions asking the model to: (1) classify the subgraph as suspicious or not suspicious, and (2) list any observed money laundering patterns. We use the GPT-4o model accessed via the OpenAI API (temperature = 0). Each test sample is independently prompted with no carryover memory.

### 3.2 Sample Model Output

Below we present a representative output generated by the LLM for a test subgraph classified as suspicious:

#### Sample LLM Output

**Prediction:** Suspicious

**Explanation:** The financial activity exhibits strong characteristics of fan-out. Account 'acct\_8101A1790' repeatedly transfers large sums to 'acct\_810AA9E30' across multiple payment formats (Cheque, Credit Card, ACH) in high-frequency, same-day transactions. The amounts are substantial and happens in a short time window, suggesting potential layering or structuring to obscure the origin of funds.

**Observed Pattern:** fan-out

### 3.3 Classification Performance

Given the computational cost of LLM inference at scale, rerunning the model over multiple randomized test sets was infeasible. Instead, to assess the robustness of our results without incurring additional inference cost, we apply bootstrap resampling over the fixed set of 2,000 model outputs. Specifically, we generate 1,000 bootstrap samples (sampling with replacement) and recompute key evaluation metrics for each resample. This procedure allows us to estimate the mean and 95% confidence intervals for classification accuracy, precision, recall, and the F1 scores. Reporting confidence intervals provides insight into the stability of both classification and reasoning performance. Table 1 summarizes the model’s binary classification performance.

**Table 1.** Classification Performance with 95% Confidence Intervals

Metric	Value (95% CI)
Overall Accuracy	63.7% $\pm$ 3.3%
Precision	62.7% $\pm$ 4.4%
Recall	67.7% $\pm$ 4.4%
F1 Score	65.1% $\pm$ 3.9%

### 3.4 Reasoning and Pattern Recognition Performance

To evaluate the model’s reasoning quality and tendency to hallucinate patterns, we measure the precision and recall of the patterns listed by the LLM relative to ground-truth pattern labels provided by the IBM dataset.

**Table 2.** Pattern Recognition Performance (Per Pattern) with 95% Confidence Intervals

Pattern	Precision (95% CI)	Recall (95% CI)
Fan-out	75.1% $\pm$ 4.0%	80.3% $\pm$ 3.8%
Fan-in	73.8% $\pm$ 4.1%	81.5% $\pm$ 4.0%
Gather-scatter	66.2% $\pm$ 4.5%	70.7% $\pm$ 4.3%
Scatter-gather	64.9% $\pm$ 4.5%	68.8% $\pm$ 4.3%
Simple cycle	62.5% $\pm$ 4.6%	65.9% $\pm$ 4.5%
Random	51.5% $\pm$ 5.0%	53.5% $\pm$ 4.9%
Bipartite	55.0% $\pm$ 5.0%	56.1% $\pm$ 5.0%
Stack	52.0% $\pm$ 5.1%	58.0% $\pm$ 5.0%

Detection performance generally reflects the underlying structural complexity of the laundering patterns. Highly organized patterns such as *fan-out* and *fan-in* achieve the strongest results, while moderately complex patterns like *gather-scatter*, *scatter-gather*, and *simple cycle* show intermediate performance. Among the harder patterns, such as *random*, *bipartite*, and *stack*, we observe some variability, reflecting the increased difficulty in consistently capturing less structured behaviors. Overall, these preliminary findings suggest that prompting LLMs over serialized financial graphs provides a viable pathway for both suspicious activity classification and explainable pattern-driven reasoning.

## 4 Conclusion and Future Work

In this paper, we explored the feasibility of using large language models (LLMs) to perform structured reasoning over financial knowledge graphs for anti-money laundering (AML) investigations. By constructing localized subgraphs around transactions, serializing them into textual prompts, and conditioning the LLM with a few-shot setup based on canonical laundering patterns, we demonstrated that LLMs can not only classify suspicious behavior but also provide interpretable rationales for their decisions through in-context learning.

While this work presents an initial exploration rather than a production-ready system, it is not intended as a fully benchmarked replacement for existing graph-based fraud detection methods. Instead, our goal was to assess the feasibility and interpretability of in-context LLM reasoning over financial knowledge graphs. This study provides a conceptual foundation for hybrid approaches that integrate explainability and investigative logic, while also recognizing that computational and scalability challenges must be addressed for future practical deployments.

One of the most important advantages of this approach is its strong interpretability. Unlike traditional graph neural networks (GNNs) or other embedding-based methods, which often act as black boxes, the LLM produces human-readable explanations that align with investigative reasoning. This opens the door for models that are not only accurate but also transparent and auditable, addressing a key pain point in the deployment of machine learning systems for financial crime detection.

While promising, the approach also presents practical limitations. In particular, the computational cost of prompting large language models at inference time makes it impractical to apply as a stand-alone solution for large-scale production environments. Instead, we

envision a hybrid system in which a lightweight classifier, such as a GNN or a graph feature engineering model combined with a gradient boosting classifier, performs initial triage. Only cases with low classification confidence (borderline decisions) would be passed to the LLM for additional reasoning. This selective invocation strategy would allow the system to maintain scalability while leveraging LLM-generated rationales to enhance decision quality and explainability. In future work, we plan to benchmark such hybrid systems and evaluate the impact of LLM-based reasoning on overall detection performance and model transparency compared to existing graph-based methods.

In addition to hybridizing with traditional graph learning methods, we also plan to extend this line of research by investigating more advanced GNN+LLM architectures that better integrate structural reasoning into the model itself. Furthermore, we intend to study whether smaller LLMs, fine-tuned specifically on financial graph reasoning tasks, can achieve similar or better interpretability with significantly reduced computational overhead. These directions will help unlock scalable, interpretable, and highly effective money laundering and fraud detection systems for real-world financial environments.

## Disclaimer

This material is provided for informational purposes only and is not intended to be investment advice or a recommendation to take any particular investment action.

## References

- [1] E. Altman, J. Blanuša, L. von Niederhäusern, B. Egressy, A. Anghel, and K. Atasu. Realistic synthetic financial transactions for anti-money laundering models. In *Advances in Neural Information Processing Systems 36 (NeurIPS 2023) Datasets and Benchmarks Track*, 2023.
- [2] Z. Chen, L. D. Khoa, E. N. Teoh, A. Nazir, E. K. Karuppiah, and K. S. Lam. Machine learning techniques for anti-money laundering (aml) solutions in suspicious transaction detection: a review. *Knowl. Inf. Syst.*, 57(2):245–285, Nov. 2018. ISSN 0219-1377. doi: 10.1007/s10115-017-1144-z.
- [3] J. Domashova and N. Mikhailina. Usage of machine learning methods for early detection of money laundering schemes. *Procedia Computer Science*, 190:184–192, 2021. ISSN 1877-0509. doi: <https://doi.org/10.1016/j.procs.2021.06.033>. 2020 Annual International Conference on Brain-Inspired Cognitive Architectures for Artificial Intelligence: Eleventh Annual Meeting of the BICA Society.
- [4] B. Fatemi, J. J. Halcrow, and B. Perozzi. Talk like a graph: Encoding graphs for large language models. *ArXiv*, abs/2310.04560, 2023.
- [5] X. V. Li and F. S. Passino. Findkg: Dynamic knowledge graphs with large language models for detecting global trends in financial markets. In *International Conference on AI in Finance*, 2024.
- [6] S. Motie and B. Raahemi. Financial fraud detection using graph neural networks: A systematic review. *Expert Systems with Applications*, 240:122156, 2024. ISSN 0957-4174. doi: <https://doi.org/10.1016/j.eswa.2023.122156>.
- [7] B. Oztas, D. Cetinkaya, F. Adedoyin, M. Budka, G. Aksu, and H. Dogan. Transaction monitoring in anti-money laundering: A qualitative analysis and points of view from industry. *Future Generation Computer Systems*, 159:161–171, 2024. ISSN 0167-739X. doi: <https://doi.org/10.1016/j.future.2024.05.027>.
- [8] S. Pan, L. Luo, Y. Wang, C. Chen, J. Wang, and X. Wu. Unifying large language models and knowledge graphs: A roadmap. *IEEE Transactions on Knowledge and Data Engineering*, 36:3580–3599, 2023.
- [9] B. Perozzi, B. Fatemi, D. Zelle, A. Tsitsulin, M. Kazemi, R. Al-Rfou, and J. J. Halcrow. Let your graph do the talking: Encoding structured data for llms. *ArXiv*, abs/2402.05862, 2024.