

"How to Explore Biases in Speech Emotion AI with Users?"

A Speech-Emotion-Acting Study Exploring Age and Language Biases

JOSEPHINE BEATRICE SKOVBO BORRE, Aalborg University, Denmark

MALENE GORM WOLD, Aalborg University, Denmark

SARA KJÆR RASMUSSEN, Aalborg University, Denmark

ILHAN ASLAN, Aalborg University, Denmark

This study explores how age and language shape the deliberate vocal expression of emotion, addressing underexplored user groups, Teenagers ($N = 12$) and Adults 55+ ($N = 12$), within speech emotion recognition (SER). While most SER systems are trained on spontaneous, monolingual English data, our research evaluates how such models interpret intentionally performed emotional speech across age groups and languages (Danish and English). To support this, we developed a novel experimental paradigm combining a custom user interface with a backend for real-time SER prediction and data logging. Participants were prompted to “hit” visual targets in valence-arousal space by deliberately expressing four emotion targets. While limitations include some reliance on self-managed voice recordings and inconsistent task execution, the results suggest contrary to expectations, no significant differences between language or age groups, and a degree of cross-linguistic and age robustness in model interpretation. Though some limitations in high-arousal emotion recognition were evident. Our qualitative findings highlight the need to move beyond system-centered accuracy metrics and embrace more inclusive, human-centered SER models. By framing emotional expression as a goal-directed act and logging the real-time gap between human intent and machine interpretation, we expose the risks of affective misalignment.

Additional Key Words and Phrases: Affective Computing, User-centered Design, Conversational User Interfaces, Responsible AI

1 Introduction

As speech emotion recognition (SER) systems become increasingly embedded in domains such as mental health support, education and human-machine interaction, the demand for inclusive and ethically grounded affective computing grows more urgent [2, 5, 6, 23, 31]. While technical advancements in deep learning architectures for computer audition, such as Wav2Vec 2.0, have driven model performance, much of the field continues to rely on monolingual, English-centric datasets and spontaneous emotional expression, often overlooking the diversity of human users [12, 15, 30, 39, 41, 42]. This paper addresses several of these gaps by exploring how age and language shape users’ ability to deliberately express emotion through speech. Specifically, we investigate how Teenagers vs Adults 55+ perform when tasked with intentionally expressing four different emotions, and how a pre-trained SER model from Wagner et al. [39] interprets those vocal expressions, particularly from native Danish speakers, across two distinct age groups. A key innovation of this study lies in its experimental design. We developed a custom Processing-based user interface (UI) inspired by emotion targeting mechanics, where participants were invited to “hit” a visualised target coordinate in valence-arousal (V A) space using only their voice. The method is inspired by research and design tools such as Fitts’s Law [32] and elicitation studies with users [43], which have also been used for contextual elicitation [8], asking users to perform fitting actions for a predefined target or effect.

This front-end was integrated with a Python-based backend that handled real-time emotion prediction, transcription, and logging, allowing us to continuously monitor how emotional intent was expressed and interpreted during the

Authors’ Contact Information: [Josephine Beatrice Skovbo Borre](mailto:jborre16@student.aau.dk), jborre16@student.aau.dk, Aalborg University, Department of Computer Science, Aalborg, Denmark; [Malene Gorm Wold](mailto:mwold23@student.aau.dk), mwold23@student.aau.dk, Aalborg University, Department of Computer Science, Aalborg, Denmark; [Sara Kjær Rasmussen](mailto:skra23@student.aau.dk), skra23@student.aau.dk, Aalborg University, Department of Computer Science, Aalborg, Denmark; [Ilhan Aslan](mailto:ilas@cs.aau.dk), ilas@cs.aau.dk, Aalborg University, Department of Computer Science, Aalborg, Denmark.

experiment. To this end, we build on the architecture of previous work [7]. By transforming emotional expression into a goal-directed task, we captured rich, real-time data on how emotion is intentionally performed, and misinterpreted, across demographic and linguistic boundaries. Our approach shifts the analytical lens from system-level recognition accuracy to human-level expressive accuracy. It also questions whether current SER models, trained on predominantly English-language corpora, can generalise across typologically different languages like Danish, and whether age-related patterns influence emotional clarity in model interpretation.

Ultimately, this research contributes to the broader SER field by advocating for a human-centered, inclusive perspective. Rather than asking users to adapt their expressiveness to system expectations, we invert the relationship: how can SER systems better attune to the variability of human emotion? By focusing on deliberate expression and age/language diversity, our findings offer not only technical insight but also ethical grounding, moving toward emotionally intelligent technologies that reflect the full spectrum of human affect. Without such consideration, we risk building systems in which emotions, and the people behind them, are, quite literally, lost in translation between human and machine.

2 Background

2.1 Speech emotion Recognition (SER) and emotion expression in speech

People’s ability to express emotional states through speech is a foundational component of human communication, particularly in voice-only contexts where visual cues like facial expressions and body language are absent. Emotional states can be identified not only from speech content (what is said) but also from linguistic and paralinguistic cues (how it is said) [6, 27]. Building on these foundations, classical automatic SER have emerged within human-computer interaction (HCI) [26, 42]. SER systems are designed to process voice signals and evaluate emotional states or dimensional value in human-to-machine interactions [39]. Wagner et al. proposed that research in SER is dominated by two conceptual paradigms (i) discrete emotions (e.g. happy and sad), and (ii) underlying dimensions (arousal, valence, and dominance). Early research in SER often relied on category (i), namely the labelling of emotions [10]. For instance, Ekman’s emotional model focuses on identifying discrete emotions such as happiness, sadness, anger and calmness [5, 17, 18], whereas the Circumplex Model of Affect, introduced by Russell and Barrett offers a way to position each emotion within a two-dimensional (2D) model [?]. Emotions such as happy are not limited to one single point within the Circumplex Model of Affect but are distributed across a range within the valence-arousal space [28]. Valence refers to the quality of an emotion, distinguishing between negative and positive, while arousal refers to the intensity of an emotion, ranging from low-arousal (calm) to high-arousal (excited) [4, 10].

2.2 Speech models

The integration of valence-arousal models within SER provides a more nuanced and multidimensional method for identifying emotional states in speech [37]. James et al. [25] emphasised the widespread acceptance of Russell’s V A model as a foundational framework in numerous two-dimensional speech emotion models. To increase the precision of emotion categorisation, SER models based on Wav2vec 2.0 are generally pre-trained on large-scale datasets before being fine-tuned on smaller, annotated datasets [39]. Originally created by Baevski et al., Wav2vec 2.0 is a self-supervised learning model utilising a Transformer architecture, learning speech features from raw audio [9]. Since its introduction, Wav2vec 2.0 has been fine-tuned on diverse datasets including MSP-Podcast, IEMOCAP, and EmoDB to classify emotions in both acted and naturalistic speech [39, 40]. Several studies have extended its application beyond typical use-cases. Beyond standard datasets, Catania and Garzotto [12] proposed Emozionalmente, a novel model using Wav2vec 2.0 to

address linguistic limitations in existing corpora. They developed a custom dataset with 6,902 samples recorded of 431 Italian speakers to improve emotion recognition in underrepresented languages [12]. In a separate context, Speeji [6] used the SER model from Wagner et al. [39] to explore emotional cues in augmented voice messaging, integrating emojis into spoken interactions to increase expressivity. These studies demonstrate Wav2vec 2.0's ability to adapt to a wide range of SER implementations.

2.3 Bias in SER models: Age and Language Inclusivity

SER models built on existing pre-trained datasets are vulnerable to bias stemming from imbalances in speaker characteristics such as gender, age, and linguistic or cultural background [12, 30, 37]. Datasets are typically programmed in one language and developed to detect valence-arousal dimensions from the most general emotions: anger, disgust, fear, joy, sadness, surprise and neutrality [12]. Models trained on standardised or dominant language forms often struggle to perform accurately across varied linguistic profiles, thereby restricting their applicability in multilingual settings [15]. Such limitations can lead to biased outcomes, where errors in classifying specific linguistic groups may misrepresent emotional expression [34], undermining user trust and long-term use [15]. Age related bias is a particularly under examined dimension in SER [11]. A study by Park et al. [35] revealed that older adults (aged 65+) are significantly underrepresented in large-scaled datasets (only five out of 92 datasets included this age group). The SER model from Wagner et al. is trained on the MSP-Podcast corpus, although the dataset labels are not publicly available [16]. This potential lack of representation raises concerns regarding individual fairness in model performance, as SER systems may be less accurate when interpreting emotional expressions from underrepresented demographics. Another source of bias in SER models relates to how emotional labels are applied and interpreted [42]. Spontaneous speech is contextually richer, more ambiguous or with blended emotional states which can be harder to label than fixed sentences [22]. As a result, models trained exclusively on fixed-sentences and acted datasets may also underperform when applied to spontaneous settings [22]. This gap might further affect groups whose emotional expressiveness is subtler, including older adults or speakers for certain cultural backgrounds, and thereby compounding demographic and representational biases in SER systems [11, 22, 35].

These concerns directly informed our study design. By including both Teenagers and Adults aged 55+ and capturing emotional speech in both Danish (native) and English (non-native), we aimed to empirically explore how such biases manifest in the performance of current SER systems. To guide this study, we posed the following research question: How do age and language affect the accuracy of deliberately expressed emotions in speech, as interpreted by a speech emotion recognition (SER) model? Our assumptions were: (1) There is a difference between the two age groups (Teenagers vs Adults 55+ in how they express emotion deliberately; and (2) There is a difference between the two groups when expressing emotions in (native) Danish vs (non-native) English.

3 User study

To develop an understanding of people's ability to deliberately express emotions, we conducted a user study, utilising our prototype, which integrated the SER model developed by Wagner et al. [39]. The study was carried out in two stages (1) a pilot study to refine the methodology, and (2) a final user study aimed at investigating our research question.

3.1 Pilot study

To refine the methodology and assess the feasibility of our user interface (UI) and testing protocol, we conducted a pilot study with 12 participants from the 55+ age group. All native Danish. This pilot study aimed to evaluate whether

participants could consistently express target emotions using a speech-based interface grounded in Russell’s Circumplex Model of Affect [38]. Although the Circumplex Model of Affect allows for a wide range of emotional states across the valence-arousal (V A) space, we selected a subset of four “discrete” emotions (happy, sad, angry, and calm) to represent each dimension. The decision to limit emotional categories was made to improve the precision of data collection, reduce participant burden, and ensure clear mapping between affective states and model responses, particularly when working in a second language (English). Each participant was asked to express a series of sentences under different emotional conditions. Two types of sentences were used (i) one neutral sentence for its semantic neutrality, allowing it to be expressed in any of the four emotions, and (ii) four emotionally biased sentences, which were semantically biased to fit into one of the four spectrums of the model. The sentences that were uttered in the pilot study can be found in Figure 1.

Emotion/ Label	String/ Type	Time spoken	Sentences	Target (Valence, Arousal)
Happy	Neutral	1	<i>“It’s time to get ready”</i>	
	Emotional	1	<i>“Hi, I look forward to seeing you tomorrow”</i>	(+0.4, +0.3)
Angry	Neutral	1	<i>“It’s time to get ready”</i>	
	Emotional	1	<i>“Why does this keep happening”</i>	(-0.3, +0.4)
Sad	Neutral	1	<i>“It’s time to get ready”</i>	
	Emotional	1	<i>“Unfortunately, I failed my exam today”</i>	(-0.4, -0.3)
Calm	Neutral	1	<i>“It’s time to get ready”</i>	
	Emotional	1	<i>“Let me know when you are available”</i>	(+0.2, -0.6)

Fig. 1. The sentences that were uttered in each emotional quadrant of our model in the pilot study.

3.1.1 Results from the pilot study. The findings from the pilot study provided valuable insights that informed the final design for a user study setup. First, participants had difficulty pronouncing certain English words in the emotionally biased sentences, including “unfortunately” and “available”, which potentially impacted the consistency and validity of the model’s prediction. Additionally, the SER model did not show notable differences in detecting emotions between semantically neutral labels versus emotional biased sentences. These insights led us to remove emotionally biased sentences entirely for the final iteration of the user study.

3.2 User study setup

The user study setup was designed based on the insights received from the pilot study. To evaluate potential biases related to age and language, participants were asked to deliberately express four target emotions (happy, sad, angry and calm) using a neutral sentence in both English and Danish (see Figure 2). Each emotion was expressed four times (i) twice in English, and (ii) twice in Danish. This resulted in 16 total utterances per participant (four emotions \times four repetitions). To control for practice effects while allowing for consistent cross-linguistic comparison, the order of emotions was randomised, while a fixed order was maintained within each emotional space (English-English-Danish-Danish (EEDD)).

Emotion/ label	Language	Time spoken	Sentences
Happy	English	2	<i>"It is time to get ready"</i>
	Danish	2	<i>"Det er tid til at gøre klar"</i>
Sad	English	2	<i>"It is time to get ready"</i>
	Danish	2	<i>"Det er tid til at gøre klar"</i>
Angry	English	2	<i>"It is time to get ready"</i>
	Danish	2	<i>"Det er tid til at gøre klar"</i>
Calm	English	2	<i>"It is time to get ready"</i>
	Danish	2	<i>"Det er tid til at gøre klar"</i>

Fig. 2. The sentences that were uttered in each emotional quadrant of our model.

3.3 Participants

A total of 24 participants were recruited, with 12 individuals in each of the two distinct age groups. The teenage group (five male, seven female), age 15-19 ($M = 17$), was recruited from secondary educational institutions in Denmark, and the Adult group (four male, eight female), aged 55-82 ($M = 67$) represented participants with varied levels of technological familiarity. All participants were native Danish speakers, an important variable given the study's cross-linguistic design, and demonstrated comparable comfort when speaking English sentences. Importantly, the inclusion of the 55+ group was intentional, as older adults remain underrepresented in AI datasets [35]. The inclusion of these two groups was designed to reflect a polarity in both age and technological familiarity [1, 13, 44], which supports the study's goal of investigating age and language-related differences in deliberate emotion expression accuracy.

3.4 Procedure

Each participant completed the study individually. Before the experiment started, participants were introduced to Russell's Circumplex Model of Affect and requested to identify their current emotional state (see 4). Afterwards, they were introduced to the system interface displaying the four target emotions (happy, sad, angry and calm), each mapped to specific coordinates in the valence-arousal (V A) space, and the sentences which they had to speak (see Figure 5).

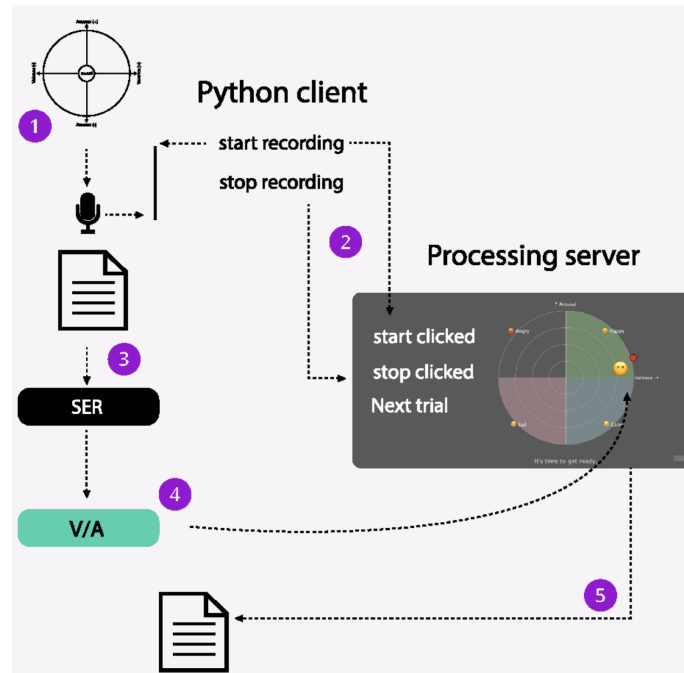


Fig. 3. (1) Participants indicate their emotional state. (2) Participants start recording the model. (3) SER results are mapped to a coordinate. (4). The V/A results are visualised in the UI (5) Participants are ending the test with an interview.

They were instructed to vocally express each emotion as accurately as possible, using the sentence shown on the screen. This task was conceptualised as a form of emotional targeting game, where the goal was to “hit” a specific emotion coordinate in V A space through their vocal expression alone. Participants were encouraged to express each emotion in a way that felt natural and comfortable to them. Before official recording began, participants had up to two minutes to practice using the microphone and familiarise themselves with our interface. The study was conducted using a MacBook Air, and participants spoke into the built-in microphone during both the practice and recording phases. Once ready, participants proceeded with the randomised sequence of emotional expression trials in the fixed language order (English-English-Danish-Danish (EEDD)). During the experiment, participants could either control the interface themselves or have the study administrator manage the interface (e.g., click at the start, stop, next trial buttons when needed). After completing the speech recording phase each participant took part in a semi-structured interview. These interviews explored topics including the participants’ comfortability with deliberately expressing discrete emotions in this structured setup context, their experiences with expressing emotions in a non-native language, general awareness of SER technology, and their own reflections on its potential use cases in everyday life applications. To provide an overview of how the speech emotion recognition (SER) model interpreted participants’ vocal expressions, we visualised the predicted emotion coordinates in valence–arousal space by plotting all logged coordinates using Python. These plots offer a preliminary view of the system’s outputs and the degree to which predictions clustered around the intended emotion targets across languages and age groups. Figures 6 and 7 display the predicted valence–arousal (V A) coordinates for each participant’s spoken utterance, as generated by the speech emotion recognition (SER) model and plotted within Russell’s Circumplex Model of Affect. Figure 6 shows data for the Adult group, and Figure 7 for the

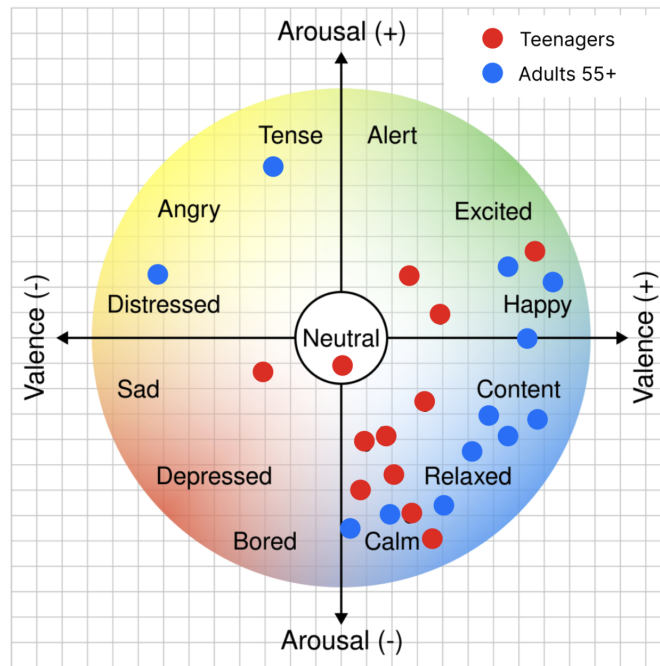


Fig. 4. Participants' current emotional state before our user study.

Teenager group. Each figure is divided into four panels representing the target emotions; sad, calm, angry, and happy. Predicted coordinates for English utterances are shown in blue, Danish in green, while red markers indicate the fixed emotion targets. These plots allow for visual comparison of expressive accuracy and clustering across age groups and language conditions, complementing the statistical analyses in the Results section.

4 Results

This section presents the findings from our user study, which aimed to investigate how age and language influence the deliberate expression of four emotions; angry, calm, happy and sad, through speech in both Danish (participants' native language) and English (language of model training). We first present the results of the quantitative analysis, which examines Teenager vs Adult participants' expressive accuracy using valence-arousal (V A) coordinates derived from model predictions across 24 test sessions. This is followed by a qualitative analysis of participants' interview responses, offering insights into their subjective experiences with deliberate emotion expression and their perceptions of speech AI.

4.1 Quantitative analysis: Expressive Accuracy in Valence-Arousal Space using SER

The quantitative analysis draws on 384 emotion-labelled utterances (16 per participant \times 24 participants), evenly split between Danish and English utterances. For statistical comparisons and testing, including independent-samples t-tests, we partitioned the data by language, resulting in 192 utterances per language condition (96 per age group). This enabled a controlled examination of age-related differences within each language. We quantified expressive accuracy as the VA



Fig. 5. Screenshots displaying the user interface used in our SER-based emotion targeting game, for participants to interact with. (a) is the start screen, which the participants see when starting the test (b) showcases an example of the V A distance measured in the results (c) showcases an example of a perfect match score, where the expressed happy emotion closely aligns with the target happy coordinates.

distance (i.e. Euclidean distance) between the model's predicted and target coordinates in valence-arousal (V A) space, calculated using the formula:

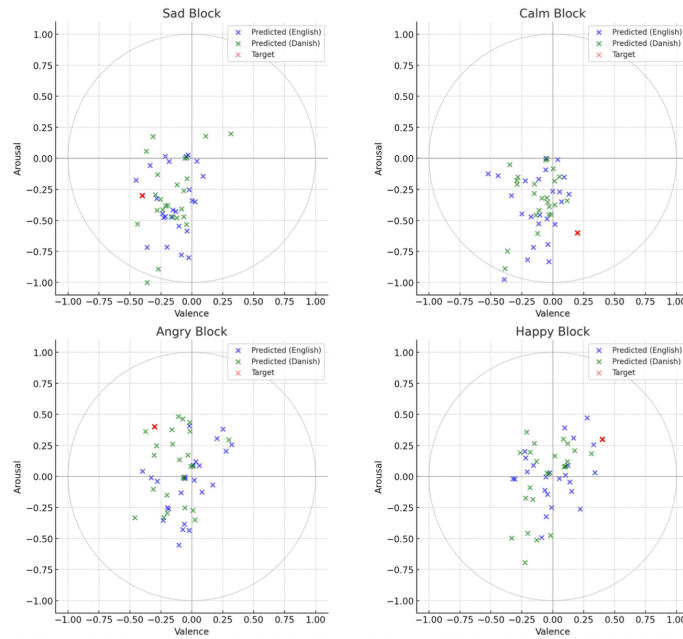


Fig. 6. Predicted vs. Target Emotion Coordinates: Adults.

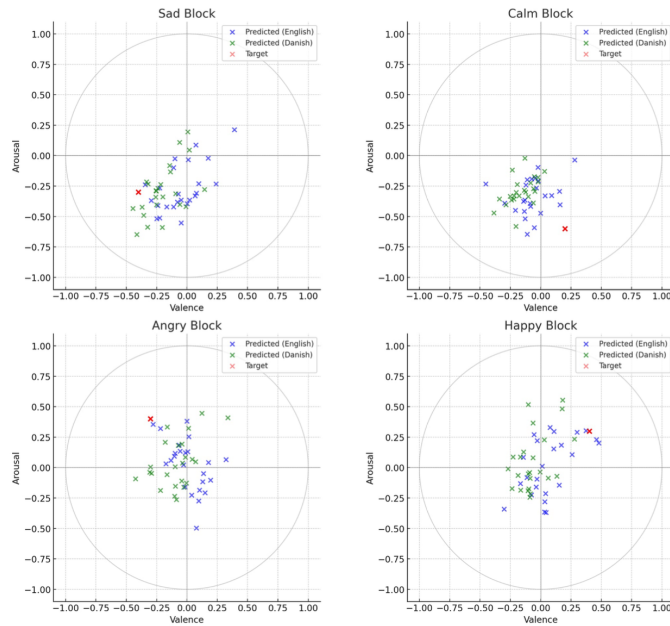


Fig. 7. Predicted vs. Target Emotion Coordinates: Teenagers.

$$VA\ Distance = \sqrt{(V_{pred} - V_{target})^2 + (A_{pred} - A_{target})^2}$$

Where V_{pred} and A_{pred} denote the model's predicted valence and arousal values, and V_{target} and A_{target} the target coordinates of the intended target emotion, based on Russell's Circumplex Model of Affect [38]. Lower VA distances indicate greater expressive accuracy. To test our assumptions (age group differences) and (language-related performance differences), we conducted independent samples t-tests for each emotion within each language condition. Results for English utterance are presented first, followed by findings for Danish utterances.

4.2 English Condition: Age Group Differences in Expressive Accuracy

Figure 8 presents the table with the mean V A distances and standard deviations for each emotion in the English condition, comparing Teenagers and Adults 55+.

Emotion	Teenagers (N=12)		Adults (N=12)		t-statistic	P value
	Mean	SD	Mean	SD		
Angry	0.504	0.220	0.590	0.161	-1.08	.291
Calm	0.409	0.118	0.465	0.165	-0.96	.346
Happy	0.472	0.223	0.527	0.180	-0.65	.522
Sad	0.396	0.170	0.372	0.099	0.43	.670

Fig. 8. Overview of Mean V A Distances by Age Group for English Utterances.(Note: Lower VA distances indicate greater expressive accuracy. None of the group comparisons reached statistical significance (all $p > .05$))

As depicted in Figure 9 Teenagers showed marginally lower mean V A distances than Adults across three (angry, calm, happy) of the four emotion categories, indicating slightly higher expressive accuracy in these cases. For angry and calm, Teenagers demonstrated more accurate vocal expression (Angry: $M = 0.504$, $SD = 0.220$; Calm: $M = 0.409$, $SD = 0.118$) compared to Adults (Angry: $M = 0.590$, $SD = 0.161$; Calm: $M = 0.465$, $SD = 0.165$). For happy, Teenagers again exhibited a lower mean distance ($M = 0.472$, $SD = 0.233$) than Adults ($M = 0.527$, $SD = 0.180$), reinforcing a pattern in which high-arousal emotions may be more challenging to express accurately, particularly for older speakers. In contrast, sad was the only emotion more accurately expressed by Adults ($M = 0.372$, $SD = 0.099$) than by Teenagers ($M = 0.396$, $SD = 0.170$). However, none of the differences reached statistical significance (all $p > .05$), suggesting broadly comparable levels of expressive accuracy between age groups in the English condition, despite small directional trends favouring Teenagers for most emotions.

4.3 English Condition: Age Group Differences in Expressive Accuracy

Figure 10 presents the table with the V A distance results for Danish utterances, with the same group comparison.

In the Danish condition, group differences in expressive accuracy varied by emotion, as depicted in Figure 11. Teenagers demonstrated notably lower V A distances for sad ($M = 0.285$, $SD = 0.134$) compared to Adults ($M = 0.372$, $SD = 0.150$), marking the largest group contrast in the dataset. Although this difference is not statistically significant ($t(21.74) = -1.49$, $p = .150$). A similar, though less pronounced pattern was observed for happy, where Teenagers again

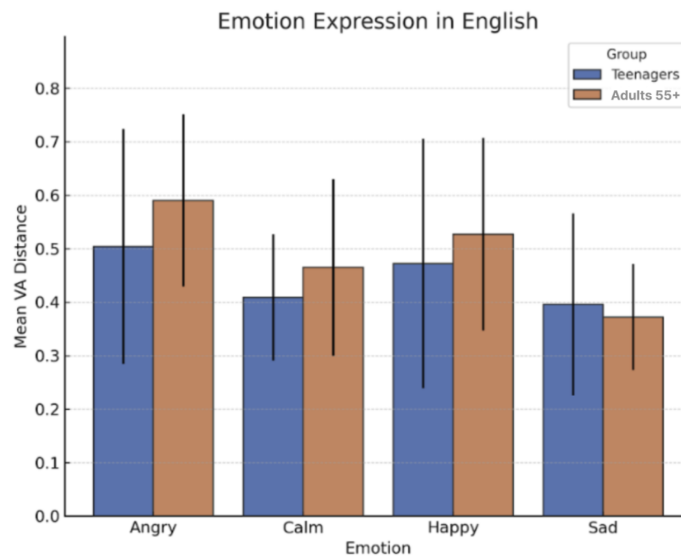


Fig. 9. Mean V A Distances by Emotion, Age Group and Language(English). This figure displays mean V A distances for the four target emotions, comparing Teenagers and Adults in English (left panel) and Danish (right panel). Lower V A distances indicate greater expressive accuracy. Error bars represent standard deviation.

Emotion	Teenagers (N=12)		Adults (N=12)		t-statistic	P value
	Mean	SD	Mean	SD		
Angry	0.472	0.114	0.435	0.212	0.54	.598
Calm	0.492	0.057	0.470	0.154	0.45	.656
Happy	0.568	0.127	0.590	0.264	-0.26	.796
Sad	0.285	0.134	0.372	0.150	-1.49	.150

Fig. 10. Mean V A distances by Age Group for Danish utterances. (Note: Lower VA distances indicate greater expressive accuracy. The largest group difference (for sad), approached significance ($p = .150$), but none reached the threshold for statistical significance (all $p > .05$)).

exhibited slightly lower mean distance ($M = 0.568$, $SD = 0.127$) than Adults ($M = 0.590$, $SD = 0.264$). However, for angry and calm, Adults showed marginally lower mean distances, indicating slightly better expressive accuracy for these emotions. Adults expressed angry with a lower mean distance ($M = 0.435$, $SD = 0.212$) than Teenagers ($M = 0.472$, $SD = 0.114$), and similarly for calm (Adults: $M = 0.470$, $SD = 0.152$); Teenagers: ($M = 0.492$, $SD = 0.057$).

As in the English condition, happy emerged as the most difficult emotion to express for both groups, especially among Adults, who showed the highest V A distance ($M = 0.590$, $SD = 0.264$) across all emotion-group combinations. Overall, while none of the group differences in the Danish condition reached statistical significance (all $p > .05$).

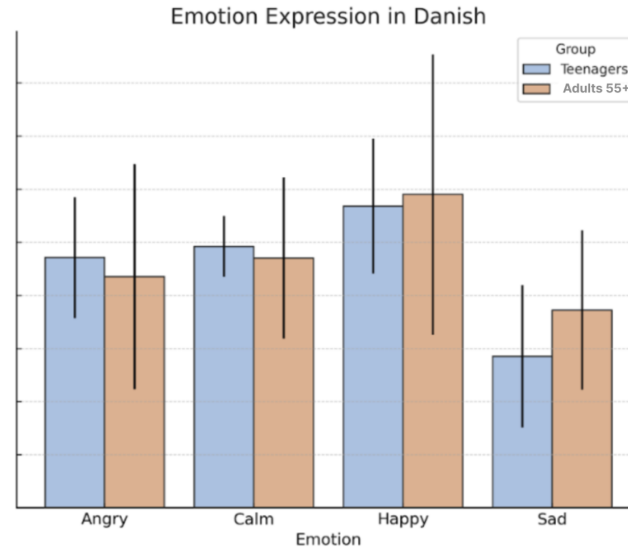


Fig. 11. Mean V A Distances by Emotion, Age Group and Language(Danish). This figure displays mean V A distances for the four target emotions, comparing Teenagers and Adults in English (left panel) and Danish (right panel). Lower V A distances indicate greater expressive accuracy. Error bars represent standard deviation.

4.4 Qualitative Analysis: Participants Reflections on Emotion Expression and Speech AI

While the quantitative results reveal trends in expressive accuracy across age and language, they do not capture participants' subjective experiences. To address this, the final subsection presents insights from our semi-structured interviews, highlighting emergent participants' reflections on the challenges of speech emotion expression and their attitudes toward AI speech emotion recognition systems.

4.4.1 Deliberate emotion expression as a task. Participants across both age groups described the task of deliberately expressing emotions through speech as generally challenging, often characterising it as “unnatural” or “forced”. Teenagers, in particular, tended to use more emotionally charged or discomfort-oriented language, describing the experience as “strange”, “awkward”, or “like crossing a boundary”. Their reflections conveyed a sense of tension around the performative nature of the task. In contrast, participants aged 55 and older appeared more at ease reflecting on their engagement with our system. While they also acknowledged the artificiality of the task, they were more likely to frame it as theatrical or performative rather than purely uncomfortable. One participant shared: “I’m not an actor, but you try your best - it was ok for me to deliberately express an emotion.” (P12). Another participant reflected, “When I attempted to navigate [the task], it was predominantly more theatrical. It was evident that it held significant importance, particularly if it was excessively played.” (P06). Despite shared challenges across age groups, individuals in the 55+ category were more likely to describe the task experience as “okay”, “educational”, or even “fun”.

4.4.2 Deliberate emotion expression in everyday contexts. During the interviews, participants were asked to reflect on when they deliberately express emotions through speech in daily life. Almost all participants in the teen group told, that they were altering the pitch in their voice around friends all the time. Two Teenagers stated that they changed pitch when a friend was upset and they wanted to support the friend, whereas five Teenagers highlighted the value

of changing pitch when informing a friend that they were feeling sad or angry because of something the friend had done to them. "Instead of pretending you're fine, you use your voice to sound more unhappy or angry..." (PL). Unlike Teenagers, Adults were more likely to shift pitch to show empathy for someone who was sad and needed comfort. P11 remarked: "If there's another person who is feeling sad, then you can try to make them feel happy, by sounding more cheerful and positive yourself, in a way so you don't come across as negative to others, for example, sounding angry unnecessarily". Furthermore, individuals aged 55+ mentioned that they altered their pitch to convey professionalism during presentations to colleagues or when demonstrating authority over a pet or children "If something unexpected happens and the cat does something, I shout out loudly" (P7). Another participant commented that they changed their voice to deliberately convey emotions in both professional and private settings. "Yes, I do that in some work situations to put some pressure on those I talk to. Also with the grandkids" (P8).

4.4.3 Perceptions of age differences in expressive accuracy. Participants were asked which age group they believed would be more accurate in deliberately expressing emotions in a system like the one used in our experiment. Several linked performance to familiarity with and openness toward technology, suggesting that younger participants might be at an advantage. One participant, an Adult, humorously remarked, "There is probably an incorrect number on my birth certificate" (X4), implying that younger users may outperform older ones due to generational differences in tech engagement. Another reason for participants predicting that teenagers would gain higher test results was teenagers claiming that Adults' speech were more monotonous and drier "...especially with my grandparents, it can be very monotonous, the way they talk" (PD). A few teenagers further believed that they would perform better than Adults because of life experience "Adults have already experienced what we are going through, and no longer have the same feelings as we do" (PB). However, participants in both groups stated that they did not believe that there was any difference in performance related to age but argued that they thought that the performance was more related to a specific emotion "I believe that the older you become, the more relaxed you get..." (PI).

4.4.4 The easiest and hardest emotions to convey. Participants reflected on which of the four target emotions they found easiest or most difficult to express during the test. Both age groups generally responded that it was difficult to deliberately express an emotion they were not feeling at the time of the test. One Teenager noted that "I have had a pleasant day, making it difficult to identify a reason to express sadness" (PD), adding that sounding angry felt even more difficult under the test circumstances. Several participants highlighted the feeling of forcing an emotion as "I thought that was difficult. Of course, you can convey your emotions, at least in your own head. But we're all not trained actors." (P03) Supported by another saying that "If I have to sound happy then I also need to be happy" (P2). The majority of participants in both groups perceived it as easiest to convey happy or calm, followed up as the feeling they most frequently expressed towards others. One of the participants expressed that "It was probably the emotion I am feeling now. Happy and calm" (X3). Explaining his personality, one participant described the emotions he expressed the easiest as "I am a positive and usually happy person, so it was the emotions in the positive end that were the easiest." (X4).

4.4.5 Understood by the system. When asked if the system could accurately convey the participants' emotions, there was no explicit answer. Participants in both groups were equally indicating whether their emotions were correctly represented or not by the system. However, several participants commented that despite being understood, they experienced some issues regarding the V A space, pointing out that emotions close to each other in the Circumplex Model of Affect (happy/angry or sad/calm) were conveyed as the opposite emotions due to similarity in the pitch. "It was relatively good at understanding me when I had to be happy and angry. It was also good when I was in low arousal,

but in valence, when I had to be calm and sad, there was a bigger difference than I expected." (PD). This participant commented that the system found it difficult to reach the far ends of the valence space. Another participant did not feel like the system was able to decode their emotions "Well, I thought I was sounding happy and tried to speak in a happy way, but it thought I was sad. And when I tried to sound angry and raise my voice, it said I was sad or calm. It's not so good with this parameter" (PF). A third participant criticised the system by commenting how there are different ways emotions are expressed and how the system may not be able to decode all aspects of emotions. "It's very different the way I try to express emotions compared to how other people express them. So it's evident that the system cannot decode everyone. People sound different when they're sad, so it can be difficult for the system to figure out the whole range of every emotion" (PH).

4.4.6 Human VS machine communication. Participants explained that the difference between talking to a human and a machine was that a human possesses body language. For example, one teen said [...] "I believe that emotions are closely related to body language, and a system like this cannot see my body language! It's easy to express emotions through the body". Followed up by examples of how it felt more natural speaking to a human vs a system as a less forced situation "When you are with another person, you are unconsciously aware of what you are doing. Then it becomes a natural reaction, rather than something you do because you're acquainted to" (X3).

4.4.7 Familiarity and Trust in SER Technology. Participants expressed a general skepticism toward fully automated emotion recognition systems. While acknowledging the potential utility of SER, many emphasised the need for a human intermediary, particularly in high-stakes or professional settings. Seven participants explicitly suggested that SER technology would be better suited as a support tool for human specialists rather than a standalone decision-maker. Interestingly, the nature of concerns differed by age group. Teenagers were more focused on the societal implications of widespread AI use, including fears of over-integration. The Adults were more critical of the practical implementation and accuracy of the technology. One participant commented on how it may be better at diagnosing specific illnesses but should not be used for consultations; "It could be used within the health sector in some cases. Some research points to the fact that AI can be better at detecting diseases than doctors. But that's different from consultations. " (P3).

4.4.8 Need for a human third party in Speech AI. is a theme that summarises responses to Speech AI related questions. While participants acknowledged the potential benefits of SER technology, their comments frequently implied a discomfort with a fully automated emotional application. This concern surfaced implicitly as a recognition of the complexity and subjectivity of human emotions, which the participants did not feel could be fully captured by algorithmic means alone. Instead, participants proposed that the system would require human verification to make sure that the emotions are perceived correctly by speech AI technology. One participant explicitly mentioned the need for a 'third person'; "I think this could be used within the health sector. You hear about doctors from the emergency service who turn away patients. I would like for the conversations to be recorded, as they are now, but with a 'third person' listening" (P8). Another participant shared their thoughts on how the system should not be without human interference; "Artificial intelligence should be supported by human intelligence. You have to have a second (human) opinion in different diagnosing systems. At least in the end. You might be able to filter some things, but after all, people need to be included" (P2).

4.4.9 Blending emotions. is a theme that could be observed throughout responses about emotion expression. 11 participants spontaneously described emotions as combinations rather than single states, using examples such as calm/happy, calm/sad, happy/angry and angry/sad. These responses indicate that emotions were often perceived and

communicated as overlapping pairs, with several emotions linked to a particular experience or situation. For example, one of the participants from the 55+ group described the most difficult emotions to express as the polarised ones "It was perhaps the extremes, angry and very happy. It's hard to say, but it's clear that the voice affects other tones... For example, the recipient might overreact a bit if your tone is a little sharp, even if you don't mean it that way, maybe because you're stressed yourself. So the recipient might overreact a bit because the voice isn't exactly soft and pleasant. Speaking in a sharp tone, in a blunt voice towards others, doesn't lead to good outcomes. People react more strongly to that than one might think." (P12)

4.4.10 Generational reflections on technology. Both Teenagers and Adults responded effectively to questions in the section about emotional expression. However, a distinction emerged in how each group approached questions about SER technology. Adults were more likely to provide reflective and detailed answers, often considering social or ethical aspects of the technology. In contrast, Teenagers tend to focus on brief, loaded answers regarding their perception of SER technology. Although this study does not explore the underlying tendency of this pattern, the data indicates a generational gap in the depth of reflection when discussing AI technology. This observation was consistent across various interviews, but whether this is connected to generation, society, technology experience or something completely different cannot be concluded from this specific interview.

5 Discussion

With increasing integration of SER into everyday life including healthcare, mobile applications and digital communication [5–7, 23], our study sought to investigate how age and language affect the deliberate expression of four discrete emotions through speech, using both Danish and English utterances. The following discussion analyses our findings based on the participants' expressive accuracy quantified as the Euclidean distance between model-predicted and target coordinates in V A space, using a pre-trained SER model. We argued in the beginning of this paper that SER models using the machine learning architecture Wav2vec 2.0, which are trained in monolingual English language corpora, might be constrained in their effectiveness when applied to other languages, including Danish. We thereby hypothesised that the model would exhibit greater alignment with English sentences, given its trained exposure to language specific phonetic and prosodic cues from English podcasts [39, 42]. However, a particularly noteworthy aspect of our findings was the cross-linguistic robustness of the SER model we employed. Contrary to our assumptions, no statistically significant differences were found between the age groups or across language conditions (all $p > .05$). These results suggest that, under structured elicitation, both Teenagers and Adults are comparably effective at deliberately conveying emotions through speech, at least as interpreted by this model. Moreover, these findings indicate that the model is capable of identifying emotional states, at least when measured through paralinguistic cues such as valence and arousal. This observation is supported by a study from Pell et al. who proposed that emotional cues may be partly language independent and partly relying on universal acoustic features [36]. Hence the acoustic consistency observed in our data suggests a tendency of capturing emotions to some degree, it does not eliminate the need to critically investigate how the model performs in understanding language and cultural interpretation of emotional cues. Moreover, this also challenges assumptions about language-specific constraints in affective computing and raises compelling questions about the universality of affective prosody. A recurring theme in our semi-structured interviews was participants' perception of emotions as blended rather than discrete, which challenges the ability of SER models to accurately capture emotion expression using fixed emotion categories [12]. While we are not the first to acknowledge the co-occurrence of

same-valence or mixed-valence emotions [21, 24], the spontaneous descriptions of blended emotion states by 11 participants in our study indicates a more nuanced and multidimensional experience of affect. This observation highlights that emotions are not always black and white, with humans feeling one discrete emotion at the time. With spontaneous conversations in everyday life emotions are blended and need to be more included in SER models. This complexity stands in contrast to the static frameworks that underlie many SER models, which typically rely on fixed emotion labels [12, 30]. The participants’ reflection of blended emotions in our study may reflect the psychological texture of everyday life, especially in spontaneous communication such as sending voice messages. A fundamental limitation in both our study and current SER practice lies in the reduction of emotional expression to fixed valence–arousal (V A) coordinates. While this dimensional model enables structured comparison and computational efficiency, it oversimplifies the fluid and context-dependent nature of human affect. In the controlled clinical setting of our study, this tension between real-world emotion complexity and categorical modeling became particularly evident in participants’ difficulty conveying high-arousal emotions like happy and angry. Our model analysis revealed consistently higher V A distances for these two emotion categories, suggesting not only acoustic challenges in modulating these emotions, but also conceptual ambiguity in their expression. These findings imply that the dimensional V A space may require expansion or recalibration to better accommodate these blended or context-dependent emotional states. This underscores the need for next-generation SER models to reflect the emotional realities of humans as diverse users and reduce systemic bias embedded in speech emotion recognition [14, 33]. Interestingly, the results of the semi structured interviews revealed a notable distinction between subjective participant self-report and model output. When asked which emotion participants found easiest to express, most responded with happy. This self-perception may be shaped by social norms or the common association of happiness in everyday situations. However, the model’s analysis indicated that participants were more accurate when expressing the emotion sad; in Danish for Teenagers ($M = 0.285$, $SD = 0.134$) and in English for Adults ($M = 0.372$, $SD = 0.099$). In contrast to participants’ own perception, the emotion happy consistently elicited the highest V A distances, especially among Adults (Danish, $M = 0.590$, $SD = 0.264$). This divergence between subjective human-perception and model-based interpretation suggests that emotional self-perception and computational results from paralinguistic cues do not always align. Notably, Teenagers’ strong performance in expressing sad, may have been influenced by their awareness of how this emotion affects deliberate vocal pitch. As mentioned in the semi-structured interviews, several Teenagers described how they deliberately changed their pitch when feeling sad, due to emotionally significant situations involving close friends. This awareness of how their emotional state manifests vocally may have contributed to their effectiveness when expressing sad during this study. Moreover, our findings indicate that conveying emotions successfully in a model-oriented context is not completely linked to age but may be influenced by factors such as personality traits or prior vocal training. For example, one participant with acting experience outperformed others across all four emotion labels. This observation aligns with the participants’ own reflections that deliberately expressing emotions, particularly in a structured setting requires techniques used in acting. Such insights are important in training corpora on fixed labels or spontaneous speech and emphasise with earlier research in labelling emotions in (SER) models [12]. From a human-computer interaction (HCI) perspective, these results highlight the need for a human-centric approach to speech emotion AI. Rather than forcing users to adapt their expressiveness to algorithmic expectations, we argue SER systems should adapt to human variability in emotion expression across age, language and context. By starting with an understanding of how different people can express emotion, we aim to place the human, rather than the algorithm, at the center of future SER models. Ultimately, SER systems should adapt to the nuances of human expression, not expect humans to adapt to the system. To ensure emotional communication is preserved, we must avoid a future where emotions are lost in translation - not only between languages, but between humans and

the AI systems meant to understand us. This study contributes a foundation for building more emotionally intelligent speech AI that is not only technically accurate but also ethically aligned and human-centric.

6 Limitations and Outlook

While working with emerging technologies such as SER and AI systems designed for user-centric interaction, we encountered several limitations that might have influenced this study. One key limitation relates to the collection of speech data in naturalistic settings, where the presence of background noise or unintentional vocalisation could not be fully controlled. Additionally, the system's behaviour during silent input presented a technical limitation. In instances where no sound was detected, such as when a participant hesitated or delayed speech, our model defaulted to the "Sad" quadrant of the valence-arousal space. This default mapping risks introducing interpretive bias, as silence or hesitation may not necessarily correlate with being sad. If we had given the participants more time than we did to familiarise themselves with the system and conducted the user study in a more controlled environment, the results might have been different. Finally, the study focused exclusively on the valence and arousal dimensions of affect, omitting the dominance dimension commonly included in circumplex emotion models [37, 38]. This scope decision limits the ability to evaluate emotional expressions influenced by social or hierarchical dynamics, which may be relevant in interactions involving power asymmetries such as age differences. Given the observed performance limitations, future SER systems may benefit from targeted improvements in recognising high-arousal and both negatively and positively valenced emotions. Improving the recognition of discrete emotions including happy, sad, calm and angry may be valuable to further investigation. Given their cross-cultural stability and recognisability [12, 17, 18], these discrete categories may offer a promising foundation for designing more generalisable SER systems, particularly in real-world applications where consistent detection is critical [23, 39]. Emotions, as reflected in naturalistic speech, rarely conform to discrete, predefined labels. Instead, they often emerge as fluid, blending states shaped by context, personality and cultural norms. For future speech AI systems to more faithfully mirror the psychological complexity of human affect, we argue that they should move beyond binary classifications and toward models that can accommodate ambiguity and emotional nuance. Life, like emotion, is rarely black and white; it unfolds in gradients, tensions and contradictions - as this experimental study has sought to explore. Acknowledging this theoretical constraint invites further exploration of richer emotion representations, including the dominance dimension and context-dependent models that better reflect the subtleties of human affective experience. Such lines of future inquiry may also benefit from attention to spontaneous vs acted expressions that have shown to significantly affect recognition outcomes. By targeting both emotional complexity and universal patterns of expression, future research can better align SER technologies with the nuances of human communication and emotion detection. Another pattern of note relates to how the SER model prioritised paralinguistic over semantic cues. Despite the SER model being trained exclusively on English-language data, participants' Danish utterances were interpreted with comparable expressive accuracy. This suggests that certain affective signals, such as pitch and vocal energy, may be universally encoded across languages, grounded in shared physiological and emotional mechanisms. Considering that acoustic-linguistic speech emotion recognition can suffer from word errors in automatic speech recognition (ASR) [3], being able to mainly rely on the acoustic cues for speech emotion recognition would be a technically desirable situation. During the user study, several participants began laughing while trying to express the "angry" emotion, finding it amusing to simulate the emotion angry on command. In these cases, the SER model interpreted the laughter acoustically and visually as "happy," overriding the intended angry target. These observations affirm that voice tone can be more salient to SER than the actual words spoken, highlighting how paralinguistic cues can dominate the model's interpretation. Building on these observations, one interesting forward looking direction would

be to apply our experimental design to structurally underrepresented languages such as Greenlandic, which was only recently added to commercial translation platforms Google Translate [19]. Given its phonetic and prosodic uniqueness, evaluating SER models across such typologically distant languages could help illuminate whether emotional prosody is indeed universal. If an English-trained model can decipher emotional cues in Greenlandic utterances, it would suggest that the grammar of emotion is more ancient and cross-cultural than the grammar of language itself, a hypothesis with profound implications for the next generation of affective computing and cross-cultural AI. We acknowledge that the complex and ambitious, but also pioneering nature of the user study comes with a variety of limitations. We hope that our research will contribute to a critical and carefully application and design of interactive speech emotion AI solutions. Finally, in this preprint we presented a preliminary and explorative analysis of the quantitative data, focussing on mean V A distances. We aim to explore advanced methods and make the dataset public in future iterations.

7 Conclusion

Biases in machine learning solutions and SER systems exist and are being studied. For example, fellow researchers have explored gender bias [20, 29] in SER. The motivation for the study at hand was driven by similar assumptions, including that Teenagers and Adults 55+ are underrepresented in training datasets, potentially contributing to challenges ensuring individual fairness across diverse age-groups. However, we were also interested to study such biases in a realistic and interactive setting with (new) users, where users are aware of the speech emotion AI's functionality and can deliberately modify their speech emotions when interacting with a trained model (both in English the language the model was trained and their native Danish language). We assumed that age and language could shape the ability of such deliberate vocal expression of emotion and impact (either counterbalance or worsen) any bias based on the training data. In response, this paper introduced an interactive prototype and reported on a speech-emotion-acting study in the field with participants in both age-groups and in two languages (Danish and English). We reported in-debt qualitative and quantitative analyses of their opinions, performance and targetted speech emotion acting patterns. The statistical analysis based on independent t-tests and mean (V A) distance as the dependable variable showed no significant effect of age or language on the performance of deliberately hitting SER targets. In summary, the research at hand outlines potentials of misalignment between the standard valence-arousal (V A) coordinates employed in current SER systems with how emotions are deliberately and vocally expressed in both user groups and languages. We believe that some of the identified challenges could be addressed through recalibrating emotion coordinates in future SER application to ensure more accurate and inclusive speech AI in the field.

References

- [1] Sofia Abramova, Natalia Antonova, and Anna Gurarii. 2020. Speech behavior and multimodality in online communication among teenagers. In *IV International Scientific Conference "Communication Trends in the Post-literacy Era: Multilingualism, Multimodality, Multiculturalism"*.—Ekaterinburg, 2020. Knowledge E, 75–83. <https://doi.org/10.18502/kss.v4i2.6312>
- [2] Adebajji Adeleye, Samaneh Madanian, and Olayinka Adeleye. 2024. Emotion Variation Detection in Discrete English Speech: A Wavelet Transform Use Case in Mental Health Monitoring. In *Proceedings of the 2024 Australasian Computer Science Week* (Sydney, NSW, Australia) (ACSW '24). Association for Computing Machinery, New York, NY, USA, 115–119. <https://doi.org/10.1145/3641142.3641167>
- [3] Shahin Amiriparian, Artem Sokolov, Ilhan Aslan, Lukas Christ, Maurice Gerczuk, Tobias Hübner, Dmitry Lamanov, Manuel Milling, Sandra Ottl, Ilya Poduremennyykh, Evgeniy Shuranov, and Björn W. Schuller. 2021. On the Impact of Word Error Rate on Acoustic-Linguistic Speech Emotion Recognition: An Update for the Deep Learning Era. arXiv:2104.10121 [cs.SD] <https://arxiv.org/abs/2104.10121>
- [4] Pengcheng An, Chaoyu Zhang, Haichen Gao, Ziqi Zhou, Yage Xiao, and Jian Zhao. 2025. AniBalloons: Animated chat balloons as affective augmentation for social messaging and chatbot interaction. *International Journal of Human-Computer Studies* 194 (2025), 103365. <https://doi.org/10.1016/j.ijhcs.2024.103365>

- [5] Pengcheng An, Jiawen Stefanie Zhu, Zibo Zhang, Yifei Yin, Qingyuan Ma, Che Yan, Linghao Du, and Jian Zhao. 2024. EmoWear: Exploring Emotional Teasers for Voice Message Interaction on Smartwatches. In *Proceedings of the 2024 CHI Conference on Human Factors in Computing Systems* (Honolulu, HI, USA) (CHI '24). Association for Computing Machinery, New York, NY, USA, Article 279, 16 pages. <https://doi.org/10.1145/3613904.3642101>
- [6] Ilhan Aslan, Carla F. Griggio, Henning Pohl, Timothy Merritt, and Niels van Berkel. 2025. Speejis: Enhancing User Experience of Mobile Voice Messaging with Automatic Visual Speech Emotion Cues. arXiv:2502.05296 [cs.HC] <https://arxiv.org/abs/2502.05296>
- [7] Ilhan Aslan, Timothy Merritt, Stine S. Johansen, and Niels van Berkel. 2025. Speech Command + Speech Emotion: Exploring Emotional Speech Commands as a Compound and Playful Modality. arXiv:2504.08440 [cs.HC] <https://arxiv.org/abs/2504.08440>
- [8] Ilhan Aslan, Tabea Schmidt, Jens Woehrle, Lukas Vogel, and Elisabeth André. 2018. Pen + Mid-Air Gestures: Eliciting Contextual Gestures. In *Proceedings of the 20th ACM International Conference on Multimodal Interaction* (Boulder, CO, USA) (ICMI '18). Association for Computing Machinery, New York, NY, USA, 135–144. <https://doi.org/10.1145/3242969.3242979>
- [9] Alexei Baevski, Henry Zhou, Abdelrahman Mohamed, and Michael Auli. 2020. wav2vec 2.0: A Framework for Self-Supervised Learning of Speech Representations. arXiv:2006.11477 [cs.CL] <https://arxiv.org/abs/2006.11477>
- [10] Patricia E. G. Bestelmeyer, Sonja A. Kotz, and Pascal Belin. 2017. Effects of emotional valence and arousal on the voice perception network. *Social Cognitive and Affective Neuroscience* 12, 8 (04 2017), 1351–1358. <https://doi.org/10.1093/scan/nsx059> arXiv:<https://academic.oup.com/scan/article-pdf/12/8/1351/27105153/nsx059.pdf>
- [11] Samuel Cahyawijaya, Holy Lovenia, Willy Chung, Rita Frieske, Zihan Liu, and Pascale Fung. 2023. Cross-Lingual Cross-Age Group Adaptation for Low-Resource Elderly Speech Emotion Recognition. arXiv:2306.14517 [cs.CL] <https://arxiv.org/abs/2306.14517>
- [12] Fabio Catania. 2023. Speech emotion recognition in italian using wav2vec 2. *Authorea Preprints* (2023). <https://doi.org/10.36227/techrxiv.22821992.v1>
- [13] Charlene H Chu, Rune Nyrup, Kathleen Leslie, Jiamin Shi, Andria Bianchi, Alexandra Lyn, Molly McNicholl, Shehroz Khan, Samira Rahimi, and Amanda Grenier. 2022. Digital Ageism: Challenges and Opportunities in Artificial Intelligence for Older Adults. *The Gerontologist* 62, 7 (01 2022), 947–955. <https://doi.org/10.1093/geront/gnab167> arXiv:<https://academic.oup.com/gerontologist/article-pdf/62/7/947/45370579/gnab167.pdf>
- [14] Roddy Cowie, E. Douglas-Cowie, Suzie Savvidou, E. McMahon, M. Sawey, and M. Schröder. 2000. 'FEELTRACE': An instrument for recording perceived emotion in real time. *Proceedings of the ISCA Workshop on Speech and Emotion*.
- [15] Zachary Dair, Ryan Donovan, and Ruairi O'Reilly. 2022. Linguistic and Gender Variation in Speech Emotion Recognition using Spectral Features. arXiv:2112.09596 [cs.SD] <https://arxiv.org/abs/2112.09596>
- [16] Jarod Duret, Mickael Rouvier, and Yannick Estève. 2024. MSP-Podcast SER Challenge 2024: L'antenne du Ventoux Multimodal Self-Supervised Learning for Speech Emotion Recognition. arXiv:2407.05746 [cs.AI] <https://arxiv.org/abs/2407.05746>
- [17] Paul Ekman. 1992. Are there basic emotions? (1992). <https://doi.org/10.1037/0033-295X.99.3.550>
- [18] Paul Ekman. 1992. Facial Expressions of Emotion: New Findings, New Questions. *Psychological Science* 3, 1 (1992), 34–38. <http://www.jstor.org/stable/40062750>
- [19] Google Translate. 2024. Google Translate. https://support.google.com/translate/answer/15139004?hl=en&utm_source=chatgpt.com. Accessed: 2025-06-27.
- [20] Cristina Gorrostieta, Reza Lotfian, Kye Taylor, Richard Brutti, and John Kane. 2019. Gender De-Biasing in Speech Emotion Recognition.. In *Interspeech*. 2823–2827. https://www.isca-archive.org/interspeech_2019/gorrostieta19_interspeech.pdf
- [21] Igor Grossmann, Alex C Huynh, and Phoebe C Ellsworth. 2016. Emotional complexity: Clarifying definitions and cultural correlates. *Journal of personality and social psychology* 111, 6 (2016), 895. <https://doi.org/10.1037/pspp0000084>
- [22] Lucia Gómez-Zaragozá, Rocio del Amor, María José Castro-Bleda, Valery Naranjo, Mariano Alcañiz Raya, and Javier Marín-Morales. 2024. EMOVOME: A Dataset for Emotion Recognition in Spontaneous Real-Life Speech. arXiv:2403.02167 [eess.AS] <https://arxiv.org/abs/2403.02167>
- [23] Lasse Hansen, Yan-Ping Zhang, Detlef Wolf, Konstantinos Sechidis, Nicolai Ladegaard, and Riccardo Fusaroli. 2022. A generalizable speech emotion recognition model reveals depression and remission. *Acta Psychiatrica Scandinavica* 145, 2 (2022), 186–199.
- [24] Alexandra Israelsson, Anja Seiger, and Petri Laukka. 2023. Blended emotions can be accurately recognized from dynamic facial and vocal expressions. *Journal of Nonverbal Behavior* 47, 3 (2023), 267–284. <https://doi.org/10.1007/s10919-023-00426-9>
- [25] Jesin James, Felix Marattukalam, Kaustubh Shukla, Enuri Kolugala, Sunny Choi, and Owen Eng. [n. d.]. Emotiongui: A Web-Based Tool for Visualisation and Annotation of Emotions for Speech and Video Signals. Available at SSRN 5063641 ([n. d.]). <http://dx.doi.org/10.2139/ssrn.5063641>
- [26] Ruhul Amin Khalil, Edward Jones, Mohammad Inayatullah Babar, Tariqullah Jan, Mohammad Haseeb Zafar, and Thamer Alhussain. 2019. Speech Emotion Recognition Using Deep Learning Techniques: A Review. *IEEE Access* 7 (2019), 117327–117345. <https://doi.org/10.1109/ACCESS.2019.2936124>
- [27] Michael W Kraus. 2017. Voice-only communication enhances empathic accuracy. *American Psychologist* 72, 7 (2017), 644. <https://doi.org/10.1037/amp0000147>
- [28] Gaku Kutsuzawa, Hiroyuki Umemura, Koichiro Eto, and Yoshiyuki Kobayashi. 2022. Classification of 74 facial emoji's emotional states on the valence-arousal axes. *Scientific Reports* 12, 1 (2022), 398. <https://doi.org/10.1038/s41598-021-04357-7>
- [29] Yi-Cheng Lin, Haibin Wu, Huang-Cheng Chou, Chi-Chun Lee, and Hung yi Lee. 2024. Emo-bias: A Large Scale Evaluation of Social Bias on Speech Emotion Recognition. In *Interspeech* 2024. 4633–4637. <https://doi.org/10.21437/Interspeech.2024-1073>
- [30] Sandra Luo. 2024. Navigating the Diverse Challenges of Speech Emotion Recognition: A Deep Learning Perspective. In *Proceedings of the 27th International Academic Mindtrek Conference* (Tampere, Finland) (Mindtrek '24). Association for Computing Machinery, New York, NY, USA, 133–146. <https://doi.org/10.1145/3681716.3681725>

- [31] Yong Ma, Yuchong Zhang, Miroslav Bachinski, and Morten Fjeld. 2024. Emotion-Aware Voice Assistants: Design, Implementation, and Preliminary Insights. In *Proceedings of the Eleventh International Symposium of Chinese CHI* (Denpasar, Bali, Indonesia) (CHCHI '23). Association for Computing Machinery, New York, NY, USA, 527–532. <https://doi.org/10.1145/3629606.3629665>
- [32] I Scott MacKenzie. 1992. Fitts' law as a research and design tool in human-computer interaction. *Human-computer interaction* 7, 1 (1992), 91–139. https://doi.org/10.1207/s15327051hci0701_3
- [33] Brent Daniel Mittelstadt, Patrick Allo, Mariarosaria Taddeo, Sandra Wachter, and Luciano Floridi. 2016. The ethics of algorithms: Mapping the debate. *Big Data & Society* 3, 2 (2016), 2053951716679679. <https://doi.org/10.1177/2053951716679679> arXiv:<https://doi.org/10.1177/2053951716679679>
- [34] Michael Neumann and N goc Thang Vu. 2018. CRoss-lingual and Multilingual Speech Emotion Recognition on English and French. In *2018 IEEE International Conference on Acoustics, Speech and Signal Processing (ICASSP)*. 5769–5773. <https://doi.org/10.1109/ICASSP.2018.8462162>
- [35] Joon Sung Park, Michael S. Bernstein, Robin N. Brewer, Ece Kamar, and Meredith Ringel Morris. 2021. Understanding the Representation and Representativeness of Age in AI Data Sets. In *Proceedings of the 2021 AAAI/ACM Conference on AI, Ethics, and Society* (Virtual Event, USA) (AI/ES '21). Association for Computing Machinery, New York, NY, USA, 834–842. <https://doi.org/10.1145/3461702.3462590>
- [36] Marc D Pell, Laura Monetta, Silke Paulmann, and Sonja A Kotz. 2009. Recognizing emotions in a foreign language. *Journal of Nonverbal Behavior* 33, 2 (2009), 107–120. <https://doi.org/10.1007/s10919-008-0065-7>
- [37] Davit Rizhinashvili, Abdallah Hussein Sham, and Gholamreza Anbarjafari. 2024. Enhanced speech emotion recognition using averaged valence arousal dominance mapping and deep neural networks. *Signal, Image and Video Processing* 18, 10 (2024), 7445–7454. <https://doi.org/10.1007/s11760-024-03406-8>
- [38] James A Russell. 1980. A circumplex model of affect. *Journal of personality and social psychology* 39, 6 (1980), 1161. <https://psycnet.apa.org/fulltext/1981-25062-001.pdf>
- [39] Johannes Wagner, Andreas Triantafyllopoulos, Hagen Wierstorf, Maximilian Schmitt, Felix Burkhardt, Florian Eyben, and Björn W. Schuller. 2023. Dawn of the Transformer Era in Speech Emotion Recognition: Closing the Valence Gap. *IEEE Transactions on Pattern Analysis and Machine Intelligence* 45, 9 (2023), 10745–10759. <https://doi.org/10.1109/TPAMI.2023.3263585>
- [40] Yingzhi Wang, Abdelmoumene Boumadane, and Abdelwahab Heba. 2022. A Fine-tuned Wav2vec 2.0/HuBERT Benchmark For Speech Emotion Recognition, Speaker Verification and Spoken Language Understanding. arXiv:2111.02735 [cs.CL] <https://arxiv.org/abs/2111.02735>
- [41] Yiming Wang, Yi Yang, and Jiahong Yuan. 2025. Normalization through Fine-tuning: Understanding Wav2vec 2.0 Embeddings for Phonetic Analysis. arXiv:2503.04814 [cs.CL] <https://arxiv.org/abs/2503.04814>
- [42] Taiba Majid Wani, Teddy Surya Gunawan, Syed Asif Ahmad Qadri, Mira Kartiwi, and Eliathamby Ambikairajah. 2021. A Comprehensive Review of Speech Emotion Recognition Systems. *IEEE Access* 9 (2021), 47795–47814. <https://doi.org/10.1109/ACCESS.2021.3068045>
- [43] Jacob O. Wobbrock, Meredith Ringel Morris, and Andrew D. Wilson. 2009. User-defined gestures for surface computing. In *Proceedings of the SIGCHI Conference on Human Factors in Computing Systems* (Boston, MA, USA) (CHI '09). Association for Computing Machinery, New York, NY, USA, 1083–1092. <https://doi.org/10.1145/1518701.1518866>
- [44] Robert Wolfe, Aayushi Dangol, Bill Howe, and Alexis Hiniker. 2024. Representation Bias of Adolescents in AI: A Bilingual, Bicultural Study. arXiv:2408.01961 [cs.CY] <https://arxiv.org/abs/2408.01961>