

Distributed Resilient State Estimation and Control with Strategically Implemented Security Measures

Takumi Shinohara, *Member, IEEE*, Karl Henrik Johansson, *Fellow, IEEE*,
and Henrik Sandberg, *Fellow, IEEE*

Abstract—This paper addresses the problem of distributed resilient state estimation and control for linear time-invariant systems in the presence of malicious false data injection sensor attacks and bounded noise. We consider a system operator (defender) capable of deploying cybersecurity measures to counteract the sensor compromises. Although such measures enhance resilience against adversarial attacks, they may incur substantial costs; hence, it is crucial to select countermeasures to balance resilience gains and cost efficiency strategically. We first demonstrate that the system’s resilience against attacks is maximized through the appropriate implementation of security measures, implying that no attacker can execute undetectable sensor attacks. Building on this analysis, we propose an algorithm that identifies the optimal security measure. While determining this measure is NP-hard in general, we also derive sufficient conditions under which efficient computation is feasible. Furthermore, we develop a distributed resilient state estimation and control scheme informed by the optimal security measure and establish conditions that guarantee bounded estimation and control errors. Finally, we validate the efficacy of our approach via numerical simulations of a vehicle platooning scenario.

Index Terms—Resilient control systems, distributed state estimation, distributed control, sensor attacks.

I. INTRODUCTION

NETWORK-BASED distributed control systems have a wide range of applications and support various infrastructure systems, including power systems, intelligent transportation systems, and water supply systems. However, as the scale of the systems increases and interactions between systems become more complex, they become lucrative targets for malicious cyberattacks. The attacks pose a considerable threat to the reliability and resilience of these systems [1]–[3]. Indeed, there have been several cases of hostile cyberattacks against such systems that have caused economic loss and severe damage to facilities and human activities [4], [5]. Consequently, establishing resilient estimation and control methods against malicious attacks in distributed control systems is imperative.

This work was supported in part by the Knut and Alice Wallenberg Foundation Wallenberg Scholar Grant and Swedish Research Council (Project 2023-04770).

The authors are with the Division of Decision and Control Systems, KTH Royal Institute of Technology, 100 44 Stockholm, Sweden. (e-mail: tashin@kth.se, kallej@kth.se, hsan@kth.se).

A. Related Work

In order to securely control distributed control systems in an adversarial environment, monitoring and estimation of the system states are essential. The distributed state estimation problem in the presence of attacks is referred to as the *distributed resilient state estimation* or *distributed secure state estimation*. The authors of [6] first specified fundamental limitations of any distributed secure state estimation algorithm in the Byzantine adversary model. The authors introduced novel graph-theoretic conditions on redundancy, diversity, and trust of a network, and they developed an attack-resilient algorithm that leverages these facets [7]. The article [8] proposed an algorithm using a consensus-based distributed non-convex optimization technique. In a similar problem setting, the paper [9] aimed to relax the sensor redundancy requirement by using prior information and presented an algorithm based on a distributed projected subgradient algorithm. In [10], the authors proposed a fully distributed attack-resilient observer based utilizing distributed median solver. In [11], the authors presented a new observer without assuming scalar decomposability. Further, [12] proposed a distributed resilient observer based on blended dynamics theory.

The papers above focus on noise-free distributed estimation problems, yet some papers address distributed resilient estimation problems with process and measurement noise. The paper [13] dealt with a linear system with bounded noise and proposed an algorithm based on a distributed saturation-based filter. The authors of [14] investigated the distributed secure state estimation problem for a linear system with bounded noise and malicious agents, and they proposed a novel estimation strategy using a sort-and-filter approach. The same research group proposed another algorithm based on the distributed Kalman filter technique in [15], and the authors showed that the proposed method is computationally efficient. The article [16] proposed a novel distributed secure state estimation scheme on a linear system subject to bounded noise, using decomposition and distributed convex optimization techniques. These papers have focused exclusively on the development of state estimation methods, while some other papers have proposed control methods in the presence of attacks. For instance, in [17], the authors proposed a novel architecture comprising a resilient observer, an attack detector, and an

observer-based distributed controller to counter sparse sensor attacks. The authors investigated some essential properties of the proposed framework in the vehicle platooning system. Similarly, for vehicle platooning systems, the article [18] investigated the distributed dynamic event-triggered model predictive control against denial-of-service (DoS) attacks. The paper [19] provided a secure distributed model predictive control scheme for the consensus problems of linear distributed multi-agent systems against false data injection attacks and DoS attacks.

B. Motivation and Contribution

This work addresses a distributed resilient state estimation and control problem under malicious false data injection sensor attacks in linear time-invariant multi-agent systems subject to both process and measurement noise. Existing studies commonly assume the following settings: all sensors may be compromised, the system does not employ any countermeasure, the attacker can only compromise a partial set of sensors, and the network possesses sufficient sensor redundancy to withstand such attacks. While these assumptions yield valuable theoretical insights, real-world critical systems often incorporate specific cybersecurity countermeasures, such as encrypted communications and intrusion detection/prevention systems. Motivated by this practical context, we consider the distributed resilient estimation and control problem under the assumption that the system operator can deploy security measures for some sensors and that the attacker has full knowledge and access to attack resources. Although these defenses improve resilience against these intimidating adversaries, they also incur substantial security costs; hence, countermeasures must be selected strategically, considering their cost-effectiveness. The primary contributions of this work are as follows:

- We show that the system's resilience, indicated by a security index, can be maximized by effectively selecting security measures. This means that no attacker, regardless of their knowledge and capabilities, can perform undetectable attacks.
- We present an algorithm that strategically determines the security measures for a system, considering the cost-effectiveness of these measures. This problem is NP-hard and generally hard to solve, so we derive sufficient conditions for efficient computation.
- We develop a resilient state estimation and control framework for systems equipped with these optimally chosen security measures, and we derive sufficient conditions that guarantee estimation and control errors remain within a specific bound.
- We validate our approach using a vehicle-platooning case study, demonstrating that our framework maintains resilience against a higher number of sensor attacks compared to conventional methods.

Preliminary results have been presented in [20]. The presented paper differs from the preliminary work in the following sense: First, this paper proposes an estimation and control algorithm that incorporates security measures into the system,

taking into account process and measurement noise. This extension reinforces the applicability to various control systems. Second, this paper rigorously analyzes the performance of estimation and control and identifies key properties necessary for achieving resilient estimation and control in the presence of malicious sensor attacks. Finally, we demonstrate the proposed framework with a vehicle platooning system. Through this validation, it is confirmed that resilient estimation and control against the attacks can be achieved using the proposed method.

C. Organization

We first formulate the system model, observation model considering security measures, attacker model, and communication model in Section II. Then, in Section III, we demonstrate that the system's resilience can be maximized by implementing security measures appropriately. In Section IV, we propose a strategic security implementation algorithm and derive sufficient conditions for the algorithm to be tractable. We then develop a distributed resilient estimation and control framework considering the security measure, and we conduct a performance analysis of the framework in Section V. Section VI shows simulation results using a vehicle platooning model to corroborate the effectiveness of the proposed framework. Section VII finally concludes this article.

Notations: The symbols \mathbb{R} , \mathbb{R}^+ , \mathbb{R}^n , and \mathbb{N}_0 denote the set of real, positive real, n -dimensional Euclidean space, and non-negative integers, respectively. The notation $|\mathcal{I}|$ is used to denote the cardinality of a set \mathcal{I} . For a vector, the support of the vector is defined as $\text{supp}(x)$. Also, given a block vector $y \triangleq [y_1^\top, \dots, y_N^\top]^\top$, we denote by $\text{blocksupp}(y) \triangleq \{i : y_i \neq 0\} \subseteq \{1, \dots, N\}$ the block support of y . We use the notations $\|x\|$ and $\|A\|$ to denote the ℓ_2 norm of a vector x and the induced ℓ_2 norm of a matrix, respectively. $A \otimes B$ is the Kronecker product of matrices A and B . Given a linear map A , we use $\ker A$ to denote the kernel of A . The sets of eigenvalues and eigenvectors of A are, respectively, denoted by $\sigma(A)$ and $\mu(A)$. The spectral radius of A , i.e., the largest absolute value of its eigenvalues, is denoted by $\rho(A)$. The identity matrix with dimension $n \times n$ is denoted as I_n . The zero matrix with dimension $m \times n$ is defined as $0_{m,n}$, and 0_n is used when the dimension is $n \times n$ for simplicity. We use $\mathbf{1}_n$ to indicate an n -dimensional vector whose entries are 1.

For a vector $x \in \mathbb{R}^n$ and an index set $\mathcal{I} \subseteq \{1, \dots, n\}$, we use $x_{\mathcal{I}} \in \mathbb{R}^{|\mathcal{I}|}$ to denote the subvector obtained from x by removing all elements except those indexed by the set \mathcal{I} . Similarly, for a matrix $A \in \mathbb{R}^{m \times n}$ and an index set $\Gamma \subseteq \{1, \dots, m\}$, we use $A_{\Gamma} \in \mathbb{R}^{|\Gamma| \times n}$ to denote the submatrix obtained from A by removing all rows except those indexed by Γ . A similar expression is applied to the block matrix $M \triangleq [M_1^\top, \dots, M_N^\top]^\top$. Hence, M_{Γ} is the matrix obtained from the block matrix M by eliminating all blocks except those indexed by $\Gamma \subseteq \{1, \dots, N\}$. For example, if $M = [M_1^\top, \dots, M_5^\top]^\top$ and $\Gamma = \{1, 3, 4\}$, then we obtain $M_{\Gamma} = [M_1^\top, M_3^\top, M_4^\top]^\top$.

II. PROBLEM FORMULATION

In this section, we introduce the system model, followed by descriptions of the observation model that includes security

measures, the attacker model, and the communication model. The problem of interest addressed in this paper is then presented at the end.

A. System Model

This paper deals with a multi-agent system consisting of N agents. The dynamics of each agent are given by

$$x_i(k+1) = Ax_i(k) + Bu_i(k) + w_i(k), \quad (1)$$

where $x_i(k) \in \mathbb{R}^n$, $u_i(k) \in \mathbb{R}^m$, and $w_i(k) \in \mathbb{R}^n$ denote, respectively, the unknown system state, control input, and bounded process noise with $\|w_i(k)\| \leq \delta_w$ of the i th agent at time k . Denote the set of all agents by $\mathcal{V} \triangleq \{1, \dots, N\}$. The overall dynamics of all agents can be obtained as

$$x(k+1) = \bar{A}x(k) + \bar{B}u(k) + w(k), \quad (2)$$

where

$$\begin{aligned} x(k) &\triangleq [x_1(k)^\top, \dots, x_N(k)^\top]^\top \in \mathbb{R}^{nN}, \\ u(k) &\triangleq [u_1(k)^\top, \dots, u_N(k)^\top]^\top \in \mathbb{R}^{mN}, \\ w(k) &\triangleq [w_1(k)^\top, \dots, w_N(k)^\top]^\top \in \mathbb{R}^{nN}, \end{aligned}$$

and the matrices \bar{A} and \bar{B} are defined as $\bar{A} \triangleq I_N \otimes A$ and $\bar{B} \triangleq I_N \otimes B$, respectively. Note that an eigenvector of \bar{A} takes the form of $e_i \otimes v_j$ for $i = 1, \dots, N$ and $j = 1, \dots, n$, where e_i is the i th vector of the canonical basis of \mathbb{R}^N and v_j is the j th eigenvector of A .

Remark 1: This study focuses on a multi-agent system whose individual agent dynamics are specified by (1). It should be noted that our framework is applicable to centralized physical plants, which are investigated in [13], [14], [16]. If the system of interest is given as a single centralized physical plant as $x(k+1) = Ax(k) + Bu(k) + w(k)$, then, by directly using the system model of (2) with $\bar{A} = A$ and $\bar{B} = B$, the proposed results can be utilized; thereby extending the applicability of this work to a broader class of systems than those considered in prior research.

B. Observation Model with Security Measure

Each agent is equipped with some sensors to observe the system state. However, sensors are vulnerable and their measurements can be compromised by malicious attackers (e.g., GPS jamming or spoofing attacks). To counter the attacks, in this paper, we assume that a security measure (e.g., anti-jamming or encryption) can be implemented for each agent. Adopting a security measure for all agents enhances the security level against malicious sensor attacks, but the cost will be excessive. When the attacker's capability is limited, thorough security measures may be unnecessary; rather, a cost-effective measure is often suitable. Hence, the security measures for the agents should be determined strategically.

In this paper, we call an agent that implements a security measure a *secure agent*; otherwise, we call it a *normal agent*. Define $\mathcal{C} \triangleq \{\mathcal{N}, \mathcal{S}\}$ as the choice set for each agent, where \mathcal{S} indicates that the agent is secure and \mathcal{N} means that the agent is normal. Let $\phi_i \in \mathcal{C}$ be the type for the i th agent. The types for all agents are defined as $\phi \triangleq [\phi_1, \dots, \phi_N]^\top \in \mathcal{C}^N$.

Denote the index set of agents with $\phi_i = \mathcal{N}$ (resp. $\phi_i = \mathcal{S}$) by $\mathcal{N} \subseteq \mathcal{V}$ (resp. $\mathcal{S} \subseteq \mathcal{V}$). Note that $\mathcal{V} = \mathcal{N} \cup \mathcal{S}$ and determining ϕ is equivalent to determining \mathcal{S} . In the secure agent, its sensor measurement is protected against attacks; however, the implementation cost is higher than that of the normal one. For each agent i , we define the costs of being \mathcal{N} and \mathcal{S} as $c_i^{\mathcal{N}} \in \mathbb{R}^+$ and $c_i^{\mathcal{S}} \in \mathbb{R}^+$, respectively, where $c_i^{\mathcal{N}} < c_i^{\mathcal{S}}$. Thus, the total security is

$$c(\phi) \triangleq \sum_{i \in \mathcal{N}} c_i^{\mathcal{N}} + \sum_{i \in \mathcal{S}} c_i^{\mathcal{S}}. \quad (3)$$

Based on ϕ , the output of each agent is given by

$$\begin{aligned} y_i(k) &= h_i(x(k), a_i(k), \phi_i) \\ &\triangleq \begin{cases} C_i x(k) + v_i(k) + a_i(k) & \text{if } \phi_i = \mathcal{N} \\ C_i x(k) + v_i(k) & \text{if } \phi_i = \mathcal{S} \end{cases} \end{aligned} \quad (4)$$

where $v_i(k) \in \mathbb{R}^{p_i}$ represents the bounded measurement noise with $\|v_i(k)\| \leq \delta_v$, $a_i(k) \in \mathbb{R}^{p_i}$ models the false data injection attack against the measurement designed by malicious adversaries, $C_i \in \mathbb{R}^{p_i \times nN}$ is the measurement matrix, and $y_i \in \mathbb{R}^{p_i}$ indicates the output from sensors of the i th agent. Note that the matrices A and B are common for all agents, but the measurement matrix C_i can differ for each agent. One can observe that the output of the secure agent is protected against the attack. We define the total number of measurements as $p \triangleq \sum_{i=1}^N p_i$.

All measurements are given by

$$\begin{aligned} y(k) &= h(x(k), a(k), \phi) \triangleq \begin{bmatrix} h_1(x(k), a_1(k), \phi_1) \\ \vdots \\ h_N(x(k), a_N(k), \phi_N) \end{bmatrix} \\ &= \bar{C}x(k) + v(k) + V(\phi)a(k), \end{aligned} \quad (5)$$

where

$$\begin{aligned} y(k) &\triangleq [y_1(k)^\top, \dots, y_N(k)^\top]^\top \in \mathbb{R}^p, \\ v(k) &\triangleq [v_1(k)^\top, \dots, v_N(k)^\top]^\top \in \mathbb{R}^p, \\ \bar{C} &\triangleq [C_1^\top, \dots, C_N^\top]^\top \in \mathbb{R}^{p \times nN}, \\ a(k) &\triangleq [a_1(k)^\top, \dots, a_N(k)^\top]^\top \in \mathbb{R}^p, \\ V(\phi) &\triangleq \text{diag}(V_1(\phi_1), \dots, V_N(\phi_N)) \in \mathbb{R}^{p \times p}, \\ V_i(\phi_i) &\triangleq \begin{cases} I_{p_i} & \text{if } \phi_i = \mathcal{N} \\ 0_{p_i} & \text{if } \phi_i = \mathcal{S} \end{cases}. \end{aligned} \quad (6)$$

We assume that (\bar{A}, \bar{C}) is detectable, which is necessary to achieve distributed state estimation, even without considering sensor attacks. Nevertheless, we do not assume that each pair (\bar{A}, C_i) is detectable for any $i \in \mathcal{V}$.

C. Attacker Model

A malicious attacker is assumed to be omniscient, namely, he/she possesses complete knowledge of the system dynamics, states, inputs, and outputs. Also, it is assumed that the security measure ϕ is known to the attacker. Based on the knowledge, the adversary is able to generate an attack sequence $a(k)$ arbitrarily in terms of stochastic properties, bounds of magnitude, and time correlations like false data injection attacks [21]–[23], replay attacks [24], [25], or DoS attacks [26], [27].

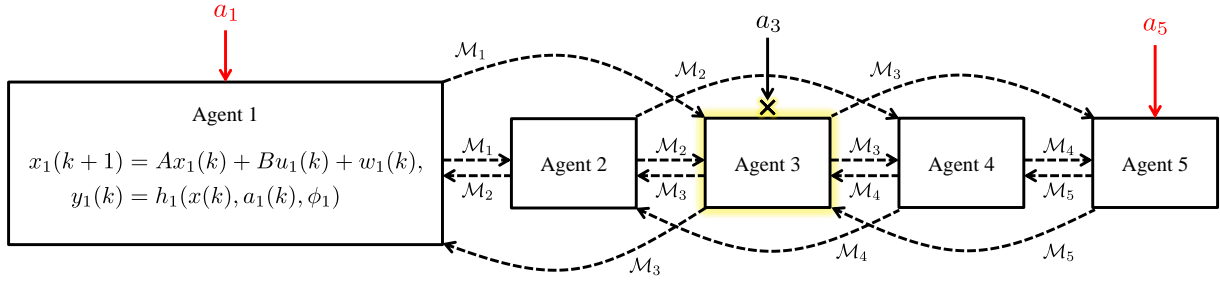


Fig. 1: An example of a system architecture with five agents, where the 3rd agent is the secure one. Agents 2 to 5 have the same dynamics as agent 1, and each agent sends its message to its neighborhood. A malicious attacker injects malicious signals to agents 1, 3, and 5, but the attack against the 3rd agent is protected because of the secure measure.

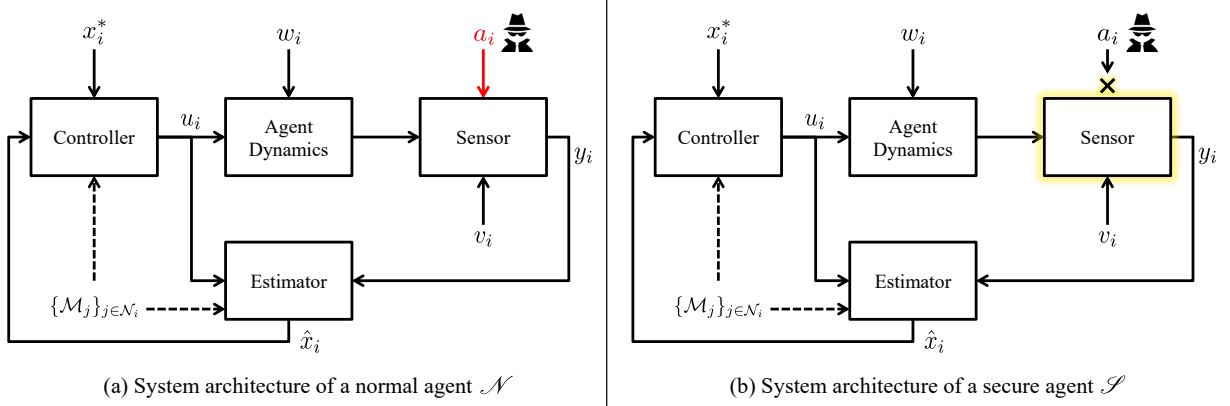


Fig. 2: System architectures of (a) normal agent \mathcal{N} and (b) secure agent \mathcal{S} .

Remark 2: Generally speaking, the security measure ϕ is confidential information and should be protected from being disclosed to malicious adversaries. Also, the assumption that the attacker knows the system model will be to his/her advantage. In this paper, we assume that the attacker has knowledge of these, which is a tough assumption for the defense side. Nevertheless, it should be noted that if the system deploys the security measure appropriately, there is no chance for the attacker to design stealthy attacks even under this assumption, as confirmed in the next section.

Remark 3: Many previous studies (e.g., [8]–[14]) have made assumptions regarding the number of attacks. Specifically, when the number of compromised outputs is defined as l , that is, $|\text{blocksupp}(a(k))| = l$, it is assumed that l is less than half the number of all outputs. This assumption arises from the need to ensure sensor redundancy in order to achieve secure state estimation. On the other hand, we do not set this kind of assumption. This is because, by appropriately adopting the security measure for the system, even if an attacker can carry out malicious sensor attacks exceeding the above thresholds, the attack can be detected (i.e., there are no undetectable attacks). This result can also be found in the next section.

D. Communication Model

We model the agent communication topology by an undirected connected graph $\mathcal{G} = (\mathcal{V}, \mathcal{E})$, where \mathcal{V} and $\mathcal{E} \subseteq \mathcal{V} \times \mathcal{V}$ are the set of agents and edges, respectively. If there is an edge $(i, j) \in \mathcal{E}$, the i th agent can exchange information with the j th

agent. The Laplacian matrix of the graph is denoted by \mathcal{L} . The i th eigenvalue of \mathcal{L} is defined as $\lambda_i^{\mathcal{L}}$ with $\lambda_1^{\mathcal{L}} \leq \lambda_2^{\mathcal{L}} \leq \dots \leq \lambda_{\max}^{\mathcal{L}}$. In an undirected connected graph, it is well-known that $\lambda_1^{\mathcal{L}} = 0$ and $\lambda_{\max}^{\mathcal{L}} > 0$. We denote the neighborhood set of the i th agent by $\mathcal{N}_i \triangleq \{j \in \mathcal{V} : (i, j) \in \mathcal{E}\}$. Each agent $i \in \mathcal{V}$ is able to send its neighbor agent $j \in \mathcal{N}_i$ a message at time k , denoted by $\mathcal{M}_i(k)$. The specific message content will be provided later.

An example of system architecture we are now interested in is depicted in Fig. 1, where each agent architecture can be illustrated as Fig. 2. As shown in these figures, if an agent is secure, then it will be benign against malicious sensor attacks.

E. Problem of Interest

In this paper, we aim to tackle the following problems.

- 1) Design a distributed resilient state estimator and controller executed in each agent by employing a given security measure ϕ_i , potentially compromised sensor output $y_i(k)$, and the received neighborhood messages over the communication network \mathcal{G} such that

$$\limsup_{k \rightarrow \infty} \frac{1}{N} \sum_{i=1}^N (\|\hat{x}_i(k) - x_i(k)\| + \|x_i(k) - x_i^*(k)\|) \leq \Delta, \quad (7)$$

where $\hat{x}_i(k) \in \mathbb{R}^n$ is the state estimate, $x_i^*(k) \in \mathbb{R}^n$ is the desired state of the i th agent at time k , and $\Delta \geq 0$ is a scalar reflecting the performance of the proposed algorithm.

- 2) To achieve this, first determine the optimal security measure ϕ^* strategically to maximize the system resilience against malicious sensor attacks within a budget constraint.

Note that the security measures for all agents are centrally determined by the system operator. Based on the optimal measures, a resilient state estimator and controller is designed, which is executed in a distributed manner by each agent.

III. SECURITY INDEX AND MEASURE

Before tackling the above problems, we first show that the resilience of the overall system can be maximized by implementing ϕ appropriately. To present this, we adopt a *security index* of the system as a resilience metric. The undetectability of an attack defines this index, so we first provide a formal definition of the undetectable attack based on [1, Lemma 3.1].

Definition 1: The nonzero sensor attack $a(k)$ is *undetectable* if and only if $y(x^1(0), u, a, \phi, k) = y(x^2(0), u, 0, \phi, k)$, $\forall k \in \mathbb{N}_0$ for some initial states $x^1(0)$ and $x^2(0)$, where $y(x, u, a, \phi, k)$ indicates the sensor outputs at time k of the entire system with security measure ϕ generated from the initial state x , control input u , and the attack injection a .

In other words, an attack is undetectable if the sensor outputs generated by the attack coincide with the outputs of some nominal operating condition. Based on this attack definition, the security index of the system considering the security measure is defined as follows [28], [29].

Definition 2: A *security index* of the overall system with security measure ϕ , denoted by $\alpha_\phi(\bar{A}, \bar{C})$, is defined by the minimum number of outputs (agents) that need to be compromised by the attacker to conduct an undetectable attack.

Following the definition, the security index can be obtained by solving the following optimization problem:

$$\alpha_\phi(\bar{A}, \bar{C}) = \min_a |\text{blocksupp}(a(k))|, \quad (8)$$

$$\begin{aligned} \text{s.t. } & y(x^1(0), u, a, \phi, k) = y(x^2(0), u, 0, \phi, k), \\ & \forall k \in \mathbb{N}_0, \text{ for some } x^1(0), x^2(0) \in \mathbb{R}^{nN}. \end{aligned} \quad (9)$$

One can observe that a smaller security index is more advantageous for an attacker since it means the attacker requires fewer resources to carry out an undetectable attack. On the other hand, enhancing this index increases the number of sensors required for undetectable attacks, which is advantageous for the system operator. The higher this index, the higher the system's resilience against undetectable attacks; hence, this index characterizes the system's resilience. Note that the above optimization problem may not have a solution; that is, there may be cases where adversaries cannot design any undetectable attacks. In that case, we adopt $\alpha_\phi(\bar{A}, \bar{C}) = +\infty$. The possible range of this index is given as $\alpha_\phi(\bar{A}, \bar{C}) \in \{1, \dots, N\} \cup \{+\infty\}$. Also, it should be noted that the calculation of the security index is generally NP-hard [30], [31].

The following theorem provides a necessary and sufficient condition so that attackers cannot design any undetectable attacks, namely, $\alpha_\phi(\bar{A}, \bar{C}) = +\infty$, in the presence of an appropriate security measure ϕ .

Theorem 1: For the system with security measure ϕ , an attacker cannot design any undetectable attacks (i.e., $\alpha_\phi(\bar{A}, \bar{C}) = +\infty$) if and only if (\bar{A}, \bar{C}_S) is detectable.

Proof: See Appendix I. ■

This theorem shows that if the system operator appropriately implements the security measures such that (\bar{A}, \bar{C}_S) is detectable, then the security index is maximized and there is no chance for an attacker to design undetectable attacks. It should be noted that this condition does not depend on the attack property. More specifically, even if the adversary is capable of compromising all sensor outputs, the system operator can prevent any undetectable attacks by deploying the security measure such that (\bar{A}, \bar{C}_S) is detectable. On the other hand, if the detectability of (\bar{A}, \bar{C}_S) cannot be achieved due to a budget constraint, then there exists an undetectable attack for the systems. Therefore, strategically determining ϕ while considering the budget constraint is essential, and its procedure will be dealt with in the next section.

For future analysis, we also provide a different presentation on the existence of undetectable attacks.

Proposition 1: For the system with security measure ϕ , the following statements are equivalent:

- 1) An undetectable attack exists.
- 2) The undetectable attack sequence satisfies $V(\phi)a(k) = \bar{C}\bar{v}$, where $\bar{v} \in \ker \bar{C}_S \cap \mu(\bar{A})$.
- 3) The security index is given as $\alpha_\phi(\bar{A}, \bar{C}) = \min_{\bar{v} \in \mu(\bar{A})} |\{i \in \mathcal{N} : \bar{C}_{\{i\} \cup S} \bar{v} \neq 0\}| < +\infty$

Proof: See Appendix II. ■

IV. STRATEGIC IMPLEMENTATION OF ϕ

This section tackles the second problem presented in Subsection II-E, that is, we aim here to determine the optimal security measure ϕ to maximize the system resilience against malicious sensor attacks within a budget constraint. We first formulate an optimization problem to calculate the optimal security measure for all agents, and then we present specific algorithms to solve it.

A. Optimization Problem

Using the security index as a metric of the system's resilience, the problem for the optimal security measure can be written as the following optimization problem:

$$P_0 : \max_{\phi \in \mathcal{C}^N} \alpha_\phi(\bar{A}, \bar{C}) \text{ s.t. } c(\phi) \leq \beta, \quad (10)$$

where $\beta \in \mathbb{R}^+$ is the budget constraint. One can interpret this problem as determining ϕ that maximizes the security index within the budget constraint. Borrowing the result from the previous section, one can confirm that this problem is optimized by a security measure ϕ such that (\bar{A}, \bar{C}_S) is detectable and $c(\phi) \leq \beta$. As with the calculation of the security index, this optimization problem is generally NP-hard and cannot be solved in polynomial time unless $P = NP$. The algorithm we present in the next subsection, therefore, is computationally intense. However, in Subsection IV-C, we also present a computationally efficient algorithm that gives an optimal solution under certain conditions.

Algorithm 1 Brute-force search algorithm for optimal security measure ϕ^*

Require: $\bar{A}, \bar{C}, c(\cdot), \beta, V(\cdot)$

Ensure: ϕ^*

[Step 1] % Find ϕ such that (\bar{A}, \bar{C}_S) is detectable and $c(\phi) \leq \beta$

- 1: $S^* \leftarrow \emptyset$
- 2: $c^* \leftarrow \infty$
- 3: **for** $l = 1$ to N **do**
- 4: **for** all $S \subseteq \mathcal{V}$ with $|S| = l$ **do**
- 5: **if** $c(\phi) \leq \beta$ **then**
- 6: $\bar{c} \leftarrow c(\phi)$ % provisional cost
- 7: **if** (\bar{A}, \bar{C}_S) is detectable and $\bar{c} < c^*$ **then**
- 8: $S^* \leftarrow S$ and $c^* \leftarrow \bar{c}$
- 9: **end if**
- 10: **end if**
- 11: **end for**
- 12: **end for**
- 13: **if** $S^* = \emptyset$ **then**

[Step 2] % Find ϕ such that the security index is the largest with $c(\phi) \leq \beta$

- 14: $\alpha^* \leftarrow 0$
- 15: **for** $l = 1$ to $N - 1$ **do**
- 16: **for** all $S \subset \mathcal{V}$ with $|S| = l$ **do**
- 17: **if** $c(\phi) \leq \beta$ **then**
- 18: $\bar{c} \leftarrow c(\phi)$ % provisional cost
- 19: Calculate
- 20: $\alpha = \min_{\bar{v} \in \mu(\bar{A})} |\{i \in \mathcal{N} : \bar{C}_{\{i\} \cup S} \bar{v} \neq 0\}|$
- 21: **if** $\alpha > \alpha^*$ and $\bar{c} < c^*$ **then**
- 22: $S^* \leftarrow S$, $\alpha^* \leftarrow \alpha$, and $c^* \leftarrow \bar{c}$
- 23: **end if**
- 24: **end if**
- 25: **end for**
- 26: **end for**
- 27: **return** ϕ^* based on S^*

B. Brute-force Search Algorithm

The brute-force search algorithm for the optimal security measure ϕ^* is shown in Algorithm 1. This algorithm consists of two steps. In the first step, the algorithm seeks ϕ such that (\bar{A}, \bar{C}_S) is detectable and $c(\phi) \leq \beta$. In other words, by calculating the cost and detectability of (\bar{A}, \bar{C}_S) for all subsets $S \subseteq \mathcal{V}$, it yields ϕ that satisfies the budget constraint and for which no undetectable attacks exist. If the algorithm returns any solution in the first step, we can obtain the optimal security measure for the system that achieves $\alpha_\phi(\bar{A}, \bar{C}) = +\infty$. If not, it is impossible to achieve $\alpha_\phi(\bar{A}, \bar{C}) = +\infty$ within the budget constraint, and then we move to the second step.

The second step aims to find ϕ^* within the budget constraint that maximizes the security index as much as possible. Since now there exists an undetectable attack, from Proposition 1, the problem of the security index (8) can be written as

$$\alpha_\phi(\bar{A}, \bar{C}) = \min_{\bar{v} \in \mu(\bar{A})} |\{i \in \mathcal{N} : \bar{C}_{\{i\} \cup S} \bar{v} \neq 0\}|. \quad (11)$$

As with the Step 1, by calculating the security index using

Algorithm 2 Computationally efficient algorithm for optimal security measure ϕ^*

Require: Totally unimodular matrix H , common costs c^N and c^S , $\bar{c}(\cdot)$, and β

Ensure: ϕ^*

[Step 1]

1: Solve the following linear programming problem and obtain the optimal solution b^* :

$$\min_{b \in [0,1]^N} \bar{c}(b) \quad \text{s.t. } Hb \geq \mathbf{1}_{nN}.$$

2: **if** $\bar{c}(b^*) \leq \beta$ **then**

3: **return** ϕ^* based on b^*

4: **else**

5: [Step 2-1] Enumerate all binary indicators $\bar{b} \in \bar{\mathcal{B}}^{\text{set}} = \{\bar{b} \in \{0,1\}^N : \mathbf{1}_N^\top \bar{b} \leq \frac{\beta - Nc^N}{c^S - c^N}\}$ and obtain the matrix $\bar{\mathcal{B}}$.

6: [Step 2-2] Calculate $\Psi \triangleq H\bar{\mathcal{B}}$.

7: [Step 2-3] For all (l, j) such that $\Psi_{(l,j)} = 0$, calculate $\Phi_{(l,j)} = H_l (\bar{b}^j)^\complement$, where $(\bar{b}^j)^\complement \in \{0,1\}^N$ indicates the complement vector of \bar{b}^j such that $(\bar{b}^j)^\complement_i = 0$ if and only if $\bar{b}_i^j = 1$ and $(\bar{b}^j)^\complement_i = 1$ otherwise.

8: [Step 2-4] Calculate $\max_j \min_l \Phi_{(l,j)}$ and obtain the optimal solution by $\bar{b}^* = \bar{b}^{j^*}$ using its optimal argument.

9: **return** ϕ^* based on \bar{b}^*

10: **end if**

this problem for all subsets $S \subset \mathcal{V}$ such that $c(\phi) \leq \beta$, Step 2 of Algorithm 1 provides ϕ^* under the situation where there exists an undetectable attack.

C. Computationally Efficient Algorithm

In this subsection, we present a positive result showing that P_0 can be solved using a computationally efficient algorithm if the system satisfies certain conditions. The efficient algorithm is presented in Algorithm 2, which returns the same solution as Algorithm 1 under certain conditions. In what follows, we describe the details of this algorithm and derive the conditions under which the optimal security measure can be computed efficiently.

To this end, we first define an incidence matrix $H \in \{0,1\}^{nN \times N}$, which characterizes the link between the eigenvectors of the entire system and each measurement matrix:

$$H_{((i-1)n+j,r)} \triangleq \begin{cases} 1 & \text{if } C_r(e_i \otimes v_j) \neq 0 \\ 0 & \text{otherwise} \end{cases}, \quad (12)$$

where $H_{((i-1)n+j,r)}$ indicates the $((i-1)n+j, r)$ -th entry of H . Note that the term $(e_i \otimes v_j)$ implies an eigenvector of \bar{A} . Therefore, the entry $H_{((i-1)n+j,r)}$ is 1 if and only if the eigenvector $(e_i \otimes v_j)$ is observable from the agent r . Using this matrix, the condition for the undetectable attack can be rewritten as follows.

Lemma 1: For the system with security measure ϕ , $\alpha_\phi(\bar{A}, \bar{C}) = +\infty$ if and only if $Hb \geq \mathbf{1}_{nN}$, where $b \in \{0,1\}^N$ is a binary indicator of the security measure that $b_i = 1 \Leftrightarrow \phi_i = \mathcal{S}$ and $b_i = 0 \Leftrightarrow \phi_i = \mathcal{N}$ for all $i \in \mathcal{V}$.

Proof: See Appendix III. ■

This lemma states that we can check the security index is maximized using the incidence matrix H and the binary indicator b . Based on this result, we have another procedure using a binary integer programming to get the optimal security measure of the system, i.e., the optimal solution of P_0 .

Lemma 2: The optimal solution of P_0 , i.e., the optimal security measure ϕ^* , can be obtained by the following procedure:

- [Step 1] Solve the following binary optimization problem and obtain the optimal solution b^* :

$$\min_{b \in \{0,1\}^N} \bar{c}(b) \quad \text{s.t. } Hb \geq \mathbf{1}_{nN}, \quad (13)$$

where $\bar{c}(b)$ is the total security cost function determined by the binary variable $b \in \{0,1\}^N$ as

$$\bar{c}(b) \triangleq \sum_{i=1}^N \{ (c_i^S - c_i^N) b_i + c_i^N \}. \quad (14)$$

If $\bar{c}(b^*) \leq \beta$, then $\alpha_\phi(\bar{A}, \bar{C}) = +\infty$ and the optimal security measure is given by $\phi_i^* = \mathcal{S}$ if $b_i^* = 1$ and $\phi_i^* = \mathcal{N}$ if $b_i^* = 0$ for all $i \in \mathcal{V}$.

- [Step 2-1] If $\bar{c}(b^*) > \beta$, first identify the feasible set $\bar{\mathcal{B}}^{\text{set}} \triangleq \{ \bar{b} \in \{0,1\}^N : \bar{c}(\bar{b}) \leq \beta \}$ and its matrix form $\bar{\mathcal{B}}$, i.e., $\bar{\mathcal{B}} \triangleq [\bar{b}^1, \bar{b}^2, \dots]$ for all $\bar{b}^j \in \bar{\mathcal{B}}^{\text{set}}$.
- [Step 2-2] to [Step 2-4] are the same as in Algorithm 2.

Proof: See Appendix IV. ■

From this lemma, one can confirm that the optimal security measure can be derived using the incidence matrix H , the binary indicator, and the new cost function $\bar{c}(\cdot)$. Note that, however, this procedure remains computationally intense since Step 1 is a binary integer linear programming, which is known as an NP-hard problem, and Step 2-1 is a typical knapsack enumeration problem, which is also known as an NP-hard problem.

To provide the conditions for the efficient computation, we then give formal definitions of the totally unimodularity of a matrix and integrality [32].

Definition 3: A matrix A is *totally unimodular* if each subdeterminant of A is 0, +1, or -1.

Definition 4: A vector is called *integral* if all its entries are integers. A polyhedron $P = \{x : Ax \leq b\}$ is *integral* if each vertex is integral.

For the totally unimodularity of a matrix, we have an important property as follows [32]–[34].

Proposition 2: Let A be a totally unimodular matrix and let b be an integral vector. Then, the polyhedron $P = \{x : Ax \leq b\}$ is integral.

This property implies that, if A is totally unimodular and b is integral, any vertex solution to the polyhedron P will be integral, which indicates that the following linear programming has only integral solutions [32]–[34]:

$$\min_{x \in \mathbb{R}^n} c^\top x, \quad \text{s.t. } Ax \leq b, x \geq 0$$

for some $c \in \mathbb{R}^n$. It is well-known that the linear programming problem is solvable in polynomial time [35].

Based on these setups, a sufficient condition for the polynomial-time computation of Step 1 in Lemma 2 can be obtained as follows.

Proposition 3: If the incidence matrix H is totally unimodular, then the optimization problem of Step 1 in Lemma 2 can be solved in polynomial time.

Proof: If H is totally unimodular, by Proposition 2, the following problem has the same solution as (12):

$$\min_{b \in \{0,1\}^N} \bar{c}(b) \quad \text{s.t. } Hb \geq \mathbf{1}_{nN}, \quad (15)$$

which implies that the solution of this linear programming problem is given by $b^* \in \{0,1\}^N$. This problem can be solved in polynomial time. ■

This proposition indicates that if the incident matrix H is totally unimodular and enough budget is given, then we can obtain the optimal security measure through calculating Step 1 of Algorithm 2 in polynomial time. Note that calculating H can be executed in polynomial time, and testing of totally unimodularity can also be done in polynomial time [36], [37].

Also, we provide a sufficient condition for the polynomial-delay enumeration¹ for Step 2-1 in Lemma 2 as follows.

Proposition 4: If the costs c_i^N and c_i^S are common to all agents, then the enumeration problem of Step 2-1 in Lemma 2 can be done with polynomial delay.

Proof: Defining the common costs as c^N and c^S , the cost function (14) can be provided as

$$\bar{c}(\bar{b}) = (c^S - c^N) \mathbf{1}_n^\top \bar{b} + Nc^N \quad (16)$$

for $\bar{b} \in \{0,1\}^N$. Hence, the feasibility set $\bar{\mathcal{B}}^{\text{set}}$ is given as

$$\bar{\mathcal{B}}^{\text{set}} = \left\{ \bar{b} \in \{0,1\}^N : \mathbf{1}_n^\top \bar{b} \leq \frac{\beta - Nc^N}{c^S - c^N} \right\}, \quad (17)$$

which is a classical combinatorial enumeration problem and is known as a polynomial delay enumeration [39]. Hence, we can enumerate all $\bar{b} \in \bar{\mathcal{B}}^{\text{set}}$ in a polynomial-delay sense. ■

Note that Steps 2-2 to 2-4 in Algorithm 2 can be computed in polynomial time. Thus, if the costs are common to all agents, Steps 2-1 to 2-4 in Lemma 2 can be calculated efficiently. As a consequence, combining these results, under the conditions that H is totally unimodular and the costs are common to all agents, P_0 can be formulated as Algorithm 2 and the optimal solution can be obtained efficiently.

Remark 4: Suppose the sensor measurement of each agent is given as the relative state information from its neighbors, which is well adopted in multi-agent system literature, such as [40]–[42]:

$$y_r(k) = \sum_{s \in \mathcal{N}_r} (x_r(k) - x_s(k)), \quad \forall r \in \mathcal{V},$$

where we ignore the noise and attack terms for clarity. Then, the measurement matrix of each agent is given as

$$C_r = [(e_r - e_{s_1})^\top + \dots + (e_r - e_{s_{|\mathcal{N}_r|}})^\top] \otimes I_n,$$

and hence for each eigenmode $(e_i \otimes v_j)$, we have

$$C_r(e_i \otimes v_j) = \left(\sum_{s \in \mathcal{N}_r} (e_r - e_s)^\top \right) e_i \otimes v_j = \left(\delta_{i,r} - \sum_{s \in \mathcal{N}_r} \delta_{i,s} \right) v_j,$$

¹An enumeration algorithm is *polynomial delay* if it generates the solutions one after the other, in such a way that the delay between any two consecutive solutions is bounded by a polynomial in the input size [38].

where $\delta_{i,r} = 1$ if and only if $i = r$ and $\delta_{i,r} = 0$ otherwise. This implies that $H_{((i-1)n+j,r)} = 1$ if and only if $i = r$ or $i \in \mathcal{N}_r$. Defining two node-sets of the eigenmodes $(i, j) \in \mathcal{U}$ and the agents $r \in \mathcal{V}$, the connection between these two sets can be characterized as a bipartite graph whose edges are $\{((i, j), r) : i = r \text{ or } (i, r) \in \mathcal{E}\}$. Since the incidence matrix of any bipartite graph is totally unimodular (see, e.g., [32], [33]), it follows that H is totally unimodular in this scenario. Therefore, under well-known relative-state measurements of a multi-agent system, Step 1 of Algorithm 2 can be solved in polynomial time.

Remark 5: The condition that costs are common across all agents contributes only to Step 2. If a sufficient budget β is available and the incidence matrix H is totally unimodular, then ϕ^* can be calculated in Step 1 only, so this assumption is not necessary. Note that, as mentioned above, the calculation in Step 2 involves a typical knapsack problem, so it is generally difficult to perform efficient calculations without this assumption.

V. DISTRIBUTED RESILIENT ESTIMATION AND CONTROL WITH OPTIMAL SECURITY MEASURE

In this section, we deal with the first problem presented in Subsection II-E, that is, we aim here to design a distributed resilient state estimator and controller, which is executed in each agent, to achieve (7). We now assume that each agent implements an optimal security measure ϕ^* , which is centrally calculated by using algorithms in the previous section. Following Theorem 1, unless (\bar{A}, \bar{C}_S) is detectable, then there exists an undetectable attack against the system, implying that the compromised outputs cannot be distinguished from the benign ones. Hence, we hereafter set the following assumption to ensure the existence of a resilient state estimator.

Assumption 1: For a given ϕ^* , (\bar{A}, \bar{C}_{S^*}) is detectable, where S^* is the optimal set of \mathcal{S} .

In the proposed estimator and controller, each agent aims to achieve (7) distributedly while exchanging messages with neighboring agents. The message exchanged from agent i to its neighbor agents(s) at time k is given as

$$\mathcal{M}_i(k) = \{u_i(k-1), \hat{x}_i(k), \tilde{\xi}_i(k), \hat{\xi}_{i,l}(k)\}, \quad (18)$$

where $\hat{x}_i(k) \in \mathbb{R}^n$ is the estimate of $x_i(k)$ and $\tilde{\xi}_i(k) \in \mathbb{R}^{nN}$ is the estimate of $x(k)$ at the i th agent. The estimate $\hat{x}_i(k)$ is obtained by extracting entries related to agent i from $\xi_i(k)$. This paper uses a notation of $[\cdot]_i$ to show this extraction, that is, $\hat{x}_i(k) = [\xi_i(k)]_i$. The vector $\hat{\xi}_{i,l}(k)$ indicates a provisional estimate of $\xi_i(k)$ during an estimate consensus phase, which is provided later.

A. Resilient Estimator and Controller Design

We first design a distributed resilient estimator with the optimal security measure. We propose an estimator with a multi-time-scale having four phases, i.e., input fusion, time update, observation update, and estimate consensus. The input fusion phase aims to collect the previous time input $u(k-1)$ in all agents. To this end, using an information fusion algorithm

Algorithm 3 Distributed resilient estimation and control algorithm executed in each agent i with ϕ_i^*

Require: $\bar{A}, \bar{B}, C_i, y_i(k), \hat{\xi}_i(0), \hat{x}_i(k-1), \hat{\xi}_i(k-1), u_i(k-1), \phi_i^*, \mathcal{M}_i, \omega, L$

Ensure: $\hat{x}_i(k), \tilde{\xi}_i(k)$, and $u_i(k)$

```

1: for  $k = 1, 2, \dots$  do
2:   [Input fusion] Obtain the input  $u(k-1)$  through
      message exchange with adjacency agents.
3:   [Time update]  $\bar{\xi}_i(k) = \bar{A}\hat{\xi}_i(k-1) + \bar{B}u(k-1)$ 
4:   [Observation update]
5:   if  $i \in S^*$  then % Agent  $i$  is secure.
6:      $\tilde{\xi}_i(k) = \bar{\xi}_i(k) + C_i^\top (y_i(k) - C_i\bar{\xi}_i(k))$ 
7:   else % Agent  $i$  is normal.
8:      $\tilde{\xi}_i(k) = \bar{\xi}_i(k)$ 
9:   end if
10:  [Estimate consensus]  $\hat{\xi}_{i,0}(k) \leftarrow \tilde{\xi}_i(k)$ 
11:  for  $l = 1, \dots, L$  do
12:     $\hat{\xi}_{i,l}(k) = \hat{\xi}_{i,l-1}(k) - \omega \sum_{j \in \mathcal{N}_i} (\hat{\xi}_{i,l-1}(k) - \hat{\xi}_{j,l-1}(k))$ 
13:  end for
14:   $\hat{\xi}_i(k) \leftarrow \hat{\xi}_{i,L}(k)$ 
15:  [Input update]  $u_i(k) = K_p (x_i^*(k) - \hat{x}_i(k))$ 
16:  return  $\hat{x}_i(k) \leftarrow [\hat{\xi}_i(k)]_i, \hat{\xi}_i(k)$ , and  $u_i(k)$ 
17: end for
```

such as a simple consensus algorithm (see, e.g., [43]), multiple information exchanges of $u_i(k-1)$ are performed between each adjacent agent. In the time update phase, each agent computes *a priori* estimate based on the overall input:

$$\bar{\xi}_i(k) = \bar{A}\hat{\xi}_i(k-1) + \bar{B}u(k-1). \quad (19)$$

In the observation update phase, using the sensor output, the following estimate is obtained:

$$\tilde{\xi}_i(k) = \begin{cases} \bar{\xi}_i(k) + C_i^\top (y_i(k) - C_i\bar{\xi}_i(k)) & \text{if } \phi_i^* = \mathcal{S} \\ \bar{\xi}_i(k) & \text{if } \phi_i^* = \mathcal{N} \end{cases}. \quad (20)$$

This observation update can be interpreted as follows: Only the secure agents utilize the sensor output because the sensor measurement can be trusted, while the normal ones do not use its sensor output because it may contain a malicious value.

In the estimate consensus phase, each agent communicates with its neighbors for $L \geq 1$ times. For $l = 1, \dots, L$ and $\omega > 0$, we have

$$\hat{\xi}_{i,l}(k) = \hat{\xi}_{i,l-1}(k) - \omega \sum_{j \in \mathcal{N}_i} (\hat{\xi}_{i,l-1}(k) - \hat{\xi}_{j,l-1}(k)) \quad (21)$$

with $\hat{\xi}_{i,0}(k) = \tilde{\xi}_i(k)$ and $\hat{\xi}_i(k) = \hat{\xi}_{i,L}(k)$. The design of the communication rate L and consensus gain ω will be discussed in the next subsection. In the l th communication of the estimate consensus phase, agent i transmits its estimate $\hat{\xi}_{i,l-1}(k)$ to its neighbors. As in (20), since normal agents do not exploit the sensor output, it is vital to determine the communication rate L and the consensus gain ω to guarantee the bounded estimation error. The estimate $\hat{x}_i(k)$ is finally obtained as $\hat{x}_i(k) = [\hat{\xi}_i(k)]_i$.

Based on the state estimate of each agent, we next design an observer-based distributed controller as follows:

$$u_i(k) = K_p (x_i^*(k) - \hat{x}_i(k)),$$

where $x_i^*(k) \in \mathbb{R}^n$ is the desired state of the i th agent at time k and K_p is the gain parameter to be determined.

The proposed distributed resilient estimation and control algorithm with the security measure ϕ^* , which is executed in each agent, can be summarized as Algorithm 3.

B. Performance Analysis

In this subsection, we show performance properties of Algorithm 3. We first obtain the following theorem describing an upper bound on the estimation error.

Theorem 2: Under Assumption 1, suppose that $\theta_0 \|A\| < 1$, where $\theta_0 \triangleq \max_{i \in \mathcal{S}^*} \|I_{nN} - C_i^\top C_i\|$. Consider Algorithm 3 with the optimal security measure ϕ^* and ω as

$$\omega = \frac{2}{\lambda_2^{\mathcal{L}} + \lambda_{\max}^{\mathcal{L}}}. \quad (22)$$

If there exists L such that

$$L > \frac{\ln(\max_{i \in \mathcal{S}^*} \|I_{nN} - C_i^\top C_i\| \cdot \|A\|)^{-1}}{\ln \gamma_\perp^{-1}}, \quad (23)$$

where $\gamma_\perp \triangleq (\lambda_{\max}^{\mathcal{L}} - \lambda_2^{\mathcal{L}}) / (\lambda_{\max}^{\mathcal{L}} + \lambda_2^{\mathcal{L}})$, then, for all $i \in \mathcal{V}$, the estimation error $e_i(k) \triangleq \hat{x}_i(k) - x_i(k)$ follows

$$\limsup_{k \rightarrow \infty} \|e_i(k)\| \leq \frac{\theta_0 \sqrt{N} N \delta_w + \nu_0 N \delta_v}{1 - \theta_0 \|A\|} + \frac{\gamma_\perp^L (\theta_0 \sqrt{N} N \delta_w + \nu_0 N \delta_v)}{1 - \gamma_\perp^L \theta_0 \|A\|}, \quad (24)$$

where $\nu_0 \triangleq \max_{i \in \mathcal{S}^*} \|C_i\|$.

Proof: See Appendix V. ■

This theorem presents that, under appropriate parameters ω and L , our proposed distributed algorithm ensures bounded estimation errors in each agent. It is worth mentioning that this theorem shows the feasibility condition to design the estimator parameters under the case that the system is either marginally stable or unstable, i.e., $\rho(A) \geq 1$. Even under $\rho(A) \geq 1$, if $\theta_0 \|A\| < 1$, (23) holds for any sufficient large L under ω given in (22). Therefore, if $\|A\| < 1/\theta_0$, then it is feasible to find parameters ω and L such that the condition (24) holds, even for either a marginally stable or an unstable system matrix A .

In the following proposition, we show the control performance of Algorithm 3.

Proposition 5: Suppose that Assumption 1 holds and the desired state $x_k^*(k)$ has the dynamics of $x_i^*(k+1) = Ax_i^*(k)$ for all $i \in \mathcal{V}$. Considering Algorithm 3 with the optimal security measure ϕ^* and ω as (22), if $\theta_0 \|A\| < 1$, L satisfies (23), and K_p satisfies

$$\|A - BK_p\| < 1, \quad (25)$$

then, for all $i \in \mathcal{V}$, the control error $\tilde{e}_i(k) \triangleq x_i(k) - x_i^*(k)$ follows

$$\limsup_{k \rightarrow \infty} \|\tilde{e}_i(k)\| \leq \frac{\|BK_p\| \cdot \Delta_e^\infty + \delta_w}{1 - \|A - BK_p\|}, \quad (26)$$

where Δ_e^∞ is the asymptotic upper bound of the estimation error provided by (24).

Proof: See Appendix VI. ■

We see that the control error is also asymptotically upper bounded by designing the feedback gain K_p as (25). Finally, we have the following corollary to give a solution to the first problem of Subsection II-E.

Corollary 1: Suppose that Assumption 1 holds and the desired state $x_k^*(k)$ has the dynamics of $x_i^*(k+1) = Ax_i^*(k)$ for all $i \in \mathcal{V}$. Considering Algorithm 3 with the optimal security measure ϕ^* and ω as (22), if $\theta_0 \|A\| < 1$, L satisfies (23), and K_p satisfies (25), then (7) holds for some $\Delta > 0$. In particular, if the system is noiseless, i.e., $\delta_w = \delta_v = 0$, we obtain

$$\limsup_{k \rightarrow \infty} \frac{1}{N} \sum_{i=1}^N (\|\hat{x}_i(k) - x_i(k)\| + \|x_i(k) - x_i^*(k)\|) = 0.$$

Proof: The proof follows from Theorem 2 and Proposition 5. ■

VI. NUMERICAL SIMULATIONS WITH VEHICLE PLATOONING

In this section, we provide numerical simulations to corroborate the effectiveness of the proposed framework. We adopt a vehicle platooning system as the simulation model, motivated by [17], [18].

A. Platoon Model

The aim of the platooning is to control the speed of all vehicles to a desired value while maintaining a safe distance between any two adjacent vehicles. The dynamics of each vehicle is given as the second-order vehicle mode:

$$\begin{aligned} x_i(k+1) &= Ax_i(k) + Bu_i(k) + w_i(k), \\ &= \begin{bmatrix} 1 & T \\ 0 & 1 \end{bmatrix} x_i(k) + \begin{bmatrix} 0 \\ T \end{bmatrix} u_i(k) + w_i(k), \end{aligned} \quad (27)$$

where $x_i(k) = (x_i^p(k), x_i^v(k))^\top \in \mathbb{R}^2$ is the state of the i th vehicle consisting of its position x_i^p and its velocity x_i^v , $u_i(k) \in \mathbb{R}$ is the control input, and T is the sampling time. In this simulation, we set $T = 0.01$ for the sampling time and $\delta_w = 0.1$ for the bound of the process noise.

Each vehicle is able to obtain its position and velocity measurements through a GPS receiver. Also, except for the first vehicle, each vehicle can get the relative position and velocity measurements to its front vehicle (i.e., vehicle $i-1$) through a sensor. Hence, the measurement of each (normal) vehicle is given as

$$y_i(k) = \begin{cases} x_i(k) + a_i(k) + v_i(k) & \text{if } i = 1 \\ \begin{bmatrix} x_i(k) \\ x_i(k) - x_{i-1}(k) \end{bmatrix} + a_i(k) + v_i(k) & \text{otherwise} \end{cases},$$

with dimension $p_1 = 2$ and $p_i = 4$ for $i \in \{2, \dots, N\}$, where N indicates the total number of vehicles. This simulation adopts $\delta_v = 0.1$ for the bound of the measurement noise. The measurement matrix C_i is obtained through this observation model. Regarding the cost of the security measure, we suppose that $c^N = 1$ and $c^S = 30$ for all vehicles.

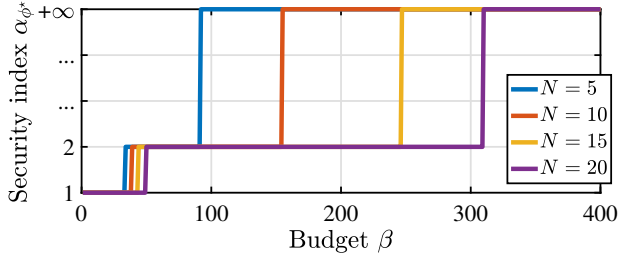


Fig. 3: The relationship between the budget β and the security index α_{ϕ^*} with the optimal security measure ϕ^* in different N , where $\alpha_{\phi^*} = +\infty$ indicates the security-implemented system is detectable.

B. Security Implementation and Computational Performance

We first present optimal security implementation results for different N . When calculating the optimal security measure ϕ^* through Algorithm 1 or 2 for different budget β , the relationship between the security index of the security-implemented system $\alpha_{\phi^*}(\bar{A}, \bar{C})$ and β can be calculated as shown in Fig. 3. The security index of the original system (no security implementation) is 1, since the overall system loses its detectability if the output of the N th vehicle (i.e., the last vehicle) is compromised. If we have a budget such that the last vehicle implements a security measure, namely $\beta \geq c^S + (N-1)c^N$, then the security index increases to 2. Furthermore, if a larger budget is allocated, the system operator can achieve the maximum security index, where the optimal security measure is given as

$$\phi^* = \begin{cases} [\mathcal{S}, \mathcal{N}, \mathcal{S}, \mathcal{N}, \dots]^T & \text{if } N \text{ is odd} \\ [\mathcal{N}, \mathcal{S}, \mathcal{N}, \mathcal{S}, \dots]^T & \text{if } N \text{ is even} \end{cases},$$

since by installing security measures on every second vehicle, the measurement information of both the secure vehicle and the vehicle in front of it will be protected. In this case, there are no undetectable attacks for the system.

We then discuss the computational performance of Algorithms 1 and 2 in different N and β . In each N , one can confirm that the incidence matrix H defined in (12) has the form of

$$H = \begin{bmatrix} 1 & 1 & 0 & 0 & \dots & 0 \\ 1 & 1 & 0 & 0 & \dots & 0 \\ 0 & 1 & 1 & 0 & \dots & 0 \\ 0 & 1 & 1 & 0 & \dots & 0 \\ \vdots & & \ddots & \ddots & & \\ \vdots & & & \ddots & \ddots & \\ 0 & 0 & 0 & 0 & \dots & 1 \\ 0 & 0 & 0 & 0 & \dots & 1 \end{bmatrix} \in \{0, 1\}^{nN \times N},$$

which is totally unimodular. Therefore, by Proposition 3, the security implementation problem for the vehicle platooning system can be solved efficiently using Algorithm 2.

We compare the computational performance² of Algo-

²The simulations are performed on a laptop equipped with an Intel Core i7-1165G7 2.80GHz and a 16 GB memory chip, and the linear programming in Algorithm 2 is implemented using the Matlab function “linprog.”

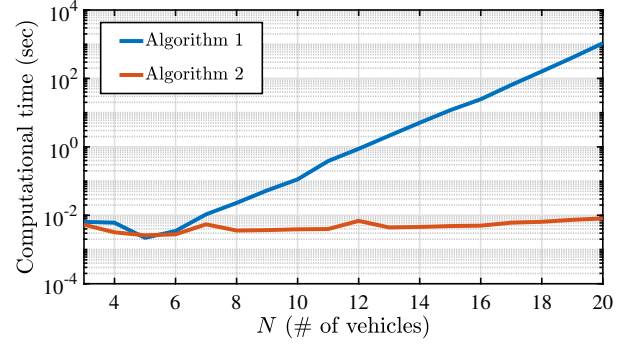


Fig. 4: Computational-time comparison of Step 1 between Algorithms 1 and 2 for different numbers of vehicles N and the budget $\beta = 30N$.

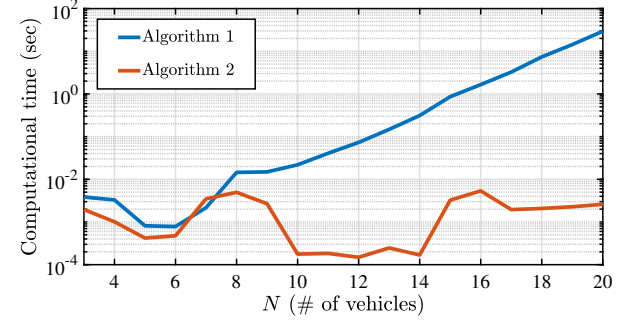


Fig. 5: Computational-time comparison of Step 2 between Algorithms 1 and 2 for different numbers of vehicles N and the budget $\beta = 5N$.

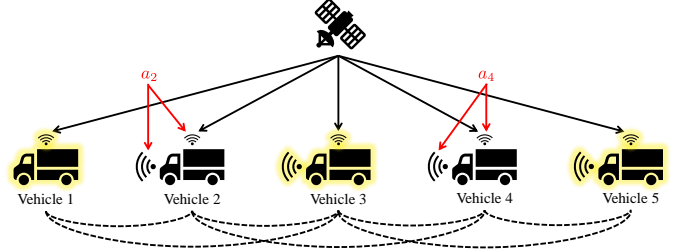


Fig. 6: Model of a platoon of five vehicles (agents). The measurements of vehicles 2 and 4 are compromised by a malicious adversary. Vehicles 1, 3, and 5 are secure determined by the optimal security measure ϕ^* . The communication topology among vehicles is shown in dashed lines bottom side, which is the same as Fig. 1.

gorithms 1 and 2 in two different budget scenarios: $\beta = 30N$ and $\beta = 5N$. In the former, we can achieve $\alpha_{\phi^*} = +\infty$ only in Step 1 of these two algorithms, while in the latter, we need to calculate Step 2 to obtain the optimal security measure. The computational-time comparisons in these two scenarios are given in Figs. 4 and 5, respectively. From these figures, it can be observed that Algorithm 2 outperforms in terms of the computational cost.

C. Estimation and Control Performance

We next show the performance of estimation and control of the proposed algorithm in the presence of sensor attacks. We here consider the five-vehicle (i.e., $N = 5$) platooning in

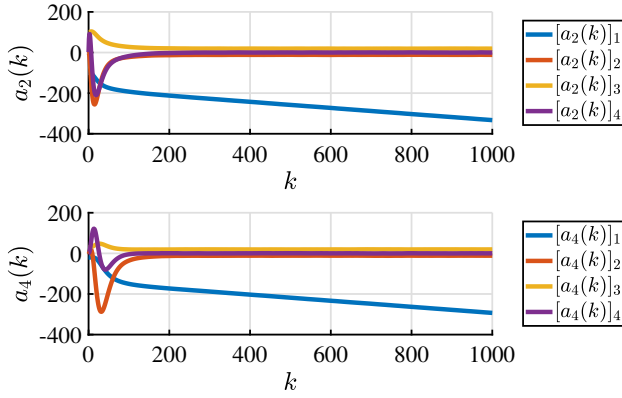


Fig. 7: Attack signals against the 2nd and 4th vehicles.

this simulation, as depicted in Fig. 6. Assuming $\beta = 150$, we obtain $\phi^* = [\mathcal{S}, \mathcal{N}, \mathcal{S}, \mathcal{N}, \mathcal{S}]^\top$, i.e., vehicles 1, 3, and 5 implement security measures against malicious attacks, which maximizes the security index of the entire system. For the initial state of each vehicle, we set $x_1(0) = (200, 10)^\top$, $x_2(0) = (100, 8)^\top$, $x_3(0) = (50, 6)^\top$, $x_4(0) = (20, 4)^\top$, $x_5(0) = (0, 2)^\top$. The overall dynamics of all five vehicles can be explained by (2), where $x(k) = (x_1(k)^\top, \dots, x_5(k)^\top)^\top \in \mathbb{R}^{10}$. We assume that the 2nd and 4th vehicles are subject to malicious sensor attacks. The designed attack injections for each vehicle are given as $a_2(k) = -C_2 x_2(k)$ and $a_4(k) = -C_4 x_4(k)$ for all k , respectively, which induce zero output in each output. These attack injections are depicted in Fig. 7.

For the communication model, assume that each vehicle can communicate with two neighboring vehicles, namely, $\mathcal{N}_1 = \{2, 3\}$, $\mathcal{N}_2 = \{1, 3, 4\}$, $\mathcal{N}_3 = \{1, 2, 4, 5\}$, $\mathcal{N}_4 = \{2, 3, 5\}$, $\mathcal{N}_5 = \{3, 4\}$.

By determining $\omega = 2/(\lambda_2^{\mathcal{L}} + \lambda_{\max}^{\mathcal{L}}) = 0.3017$, $L = 5$, and $K_p = [29.1604 \ 15.2590]$ for Algorithm 3, the estimation and control results in each vehicle are provided in Fig. 8. Here, for the desired state of each vehicle, we set $x_1^*(k) = (200 + 15Tk, 15)^\top$ for the first vehicle and $x_i^*(k) = (\hat{x}_{i-1}^p(k) - 20, \hat{x}_{i-1}^v(k))^\top$ for other vehicles, where $\hat{x}_i^p \in \mathbb{R}$ and $\hat{x}_i^v \in \mathbb{R}$ are the state estimate of $x_i^p(k)$ and $x_i^v(k)$, respectively. From Fig. 8, it can be observed that the platooning control achieves the desired formation in a distributed manner, and these states are well estimated by using the proposed algorithm, even under the 2-agent attacks.

Moreover, we compare our algorithm with the distributed saturation-based filter [13]. The estimation and control errors of our algorithm are shown in Fig. 9, while those of the distributed saturation-based filter are shown in Fig. 10, where the saturation threshold is set as 1 (for details, see [13]) and other parameters are the same as the above. When the sensors of vehicles 2 and 4 are compromised, the boundedness condition of the algorithm in [13] is not satisfied, and hence, the estimation and control errors are divergent as in Fig. 10. On the other hand, even in this adversarial environment, the proposed algorithm achieves bounded estimation and control errors, which illustrates the effectiveness of implementing the security measure and the proposed method.

VII. CONCLUSION AND FUTURE WORK

This paper studied a distributed resilient state estimation and control problem against malicious sensor attacks, considering the implementation of security measures for the system. We first presented that the system's resilience, characterized by the security index, is maximized by employing a security measure that renders the resulting system detectable. This implies that any knowledgeable and capable attackers cannot perform undetectable attacks. Then, we investigated an algorithm to implement the optimal security measure strategically. In general, this calculation is computationally intense, but we also provided a computationally efficient algorithm and sufficient conditions that it returns an optimal solution. We proposed a distributed resilient state estimation and control framework based on the optimal security measure, and analyzed the boundedness conditions of the proposed scheme. Finally, the proposed framework was applied to vehicle platooning in numerical simulations.

Future work includes establishing a decentralized framework to determine the optimal security measure. Additionally, we are interested in a more realistic security scenario, such as considering the different vulnerability levels of each sensor.

APPENDIX I PROOF OF THEOREM 1

In this proof, we utilize a property of the detectability of (\bar{A}, \bar{C}_S) for a set $\mathcal{S} \subseteq \mathcal{V}$. Referring to the original definition of the system detectability (see, e.g., [44]), if the pair (\bar{A}, \bar{C}_S) is detectable, then for any two trajectories $x^1(k) = \bar{A}^k x^1(0)$ and $x^2(k) = \bar{A}^k x^2(0)$, holding $\bar{C}_S(x^1(k) - x^2(k)) = 0$ for any k implies $\lim_{k \rightarrow \infty} (x^1(k) - x^2(k)) = 0$. Also note that, when (\bar{A}, \bar{C}_S) is not detectable, then the linear map $\bar{\mathcal{O}}_S$ defined by

$$\bar{\mathcal{O}}_S \triangleq \begin{bmatrix} \bar{C}_S^\top & (\bar{C}_S \bar{A})^\top & \cdots & (\bar{C}_S \bar{A}^{n-1})^\top \end{bmatrix}^\top$$

has a non-trivial kernel.

For the sufficiency, we resort to the contradiction. Assume that (\bar{A}, \bar{C}_S) is detectable, but an attacker is able to design undetectable attacks. Then, there exists an undetectable attack sequence $a(k)$ such that $y(x^1(0), u, a, \phi, k) = y(x^2(0), u, 0, \phi, k)$ for two initial states $x^1(0)$ and $x^2(0)$. Defining two state trajectories from $x^1(0)$ and $x^2(0)$ as $x^1(k)$ and $x^2(k)$, respectively, since the measurements due to these trajectories and the undetectable attack coincide, we have

$$\bar{C}_S x^1(k) + v(k) + V(\phi)a(k) = \bar{C}_S x^2(k) + v(k).$$

Now it follows that $\text{blocksupp}(V(\phi)a(k)) = \mathcal{N} = \mathcal{V} \setminus \mathcal{S}$, which indicates that $\bar{C}_S(x^2(k) - x^1(k)) = 0$ for any k , but $\lim_{k \rightarrow \infty} (x^1(k) - x^2(k)) \neq 0$. This contradicts the assumption that (\bar{A}, \bar{C}_S) is detectable.

For the necessity, then, we prove it by using contraposition. To this end, assume that (\bar{A}, \bar{C}_S) is undetectable for a given security measure ϕ , which implies that the linear map $\bar{\mathcal{O}}_S$ has a non-trivial kernel. Considering two distinct initial states $x^1(0) \in \ker \bar{\mathcal{O}}_S \setminus \{0\}$ and $x^2(0) = 0$, we obtain two different

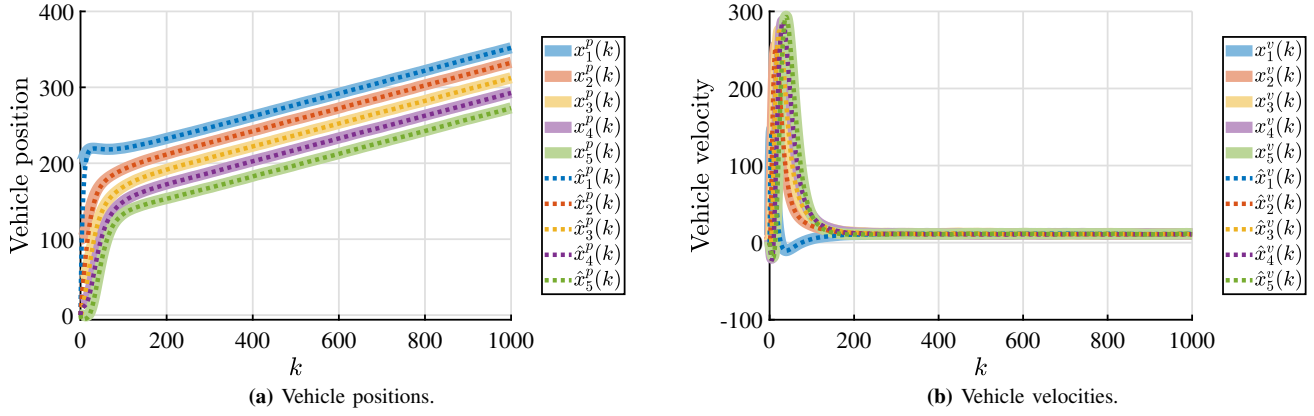


Fig. 8: Performance of estimation and control of the proposed algorithm, where the bold solid lines indicate the true state while the dotted lines indicate the state estimate.

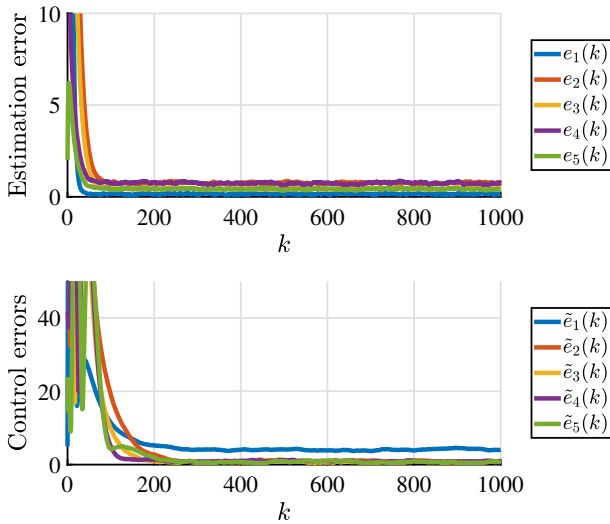


Fig. 9: Estimation and control errors of the proposed algorithm.

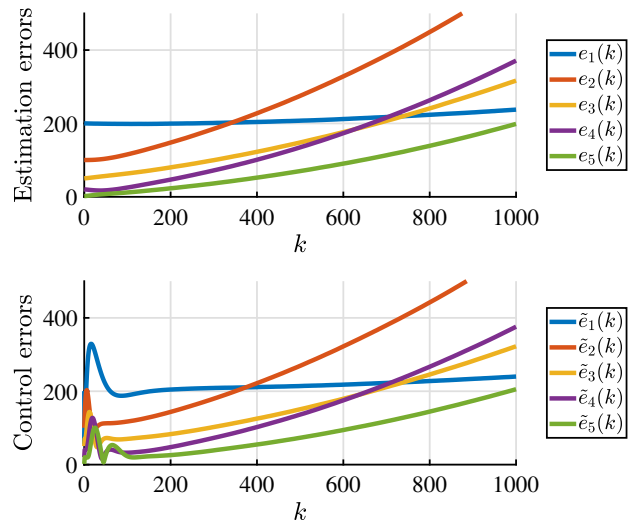


Fig. 10: Estimation and control errors of an algorithm based on the distributed saturation-based filter [13].

trajectories as

$$x^1(k) = \bar{A}^k x^1(0) + H_{u,k} \underbrace{\begin{bmatrix} u(0) \\ \vdots \\ u(k-1) \end{bmatrix}}_{U(k)} + H_{w,k} \underbrace{\begin{bmatrix} w(0) \\ \vdots \\ w(k-1) \end{bmatrix}}_{W(k)},$$

$$x^2(k) = H_{u,k} U(k) + H_{w,k} W(k),$$

where $H_{u,k}$ is the input-to-state matrix calculated by A and B and $H_{w,k}$ is the noise-to-state matrix similarly obtained from A and I_n . Further, consider an attack sequence of $a(k) = -\bar{C}\bar{A}^k x^1(0)$ and assume this attack is injected into the sensor output of the first state trajectory. Then, we have output sequences for each state trajectory as

$$y^1(k) = \bar{C}\bar{A}^k x^1(0) + \bar{C}H_{u,k}U(k) + \bar{C}H_{w,k}W(k) + v(k) + V(\phi)a(k),$$

$$y^2(k) = \bar{C}H_{u,k}U(k) + \bar{C}H_{w,k}W(k) + v(k).$$

By the relations $\bar{O}_S x^1(0) = 0$ and $\text{blocksupp}(V(\phi)a(k)) = \mathcal{N} = \mathcal{V} \setminus \mathcal{S}$, it follows that $\bar{C}\bar{A}^k x^1(0) + V(\phi)a(k) =$

$\bar{C}_{\mathcal{N}}\bar{A}^k x^1(0) - \bar{C}_{\mathcal{N}}\bar{A}^k x^1(0) = 0$, which indicates that the above two output sequences coincide. This concludes that an attacker is able to design an undetectable attack as $a(k) = -\bar{C}\bar{A}^k x^1(0)$. ■

APPENDIX II PROOF OF PROPOSITION 1

First, for $1) \Rightarrow 2)$, assume that there exists an undetectable attack, which implies (\bar{A}, \bar{C}_S) is undetectable by Theorem 1. Borrowing the standard definition of the system undetectability (see, e.g., [44] and [45]), it holds that $\bar{C}_S \bar{v} = 0$ for some eigenvector \bar{v} of \bar{A} , that is, $\bar{v} \in \ker \bar{C}_S$. Recalling the proof of Theorem 1, if there exists an undetectable attack, then we obtain $V(\phi)a(k) = \bar{C}\bar{A}^k (x^2(0) - x^1(0))$ given two initial states of the entire system. Define $w \triangleq x^2(0) - x^1(0)$. From the structure of $V(\phi)$ in (6), only the diagonal blocks corresponding to $\phi_i = \mathcal{N}$ have an identity matrix and other entries are 0, so it must hold that $\bar{C}_S \bar{A}^k w = 0$, which indicates $w \in \ker \bar{O}_S$. Now some eigenvector \bar{v} of \bar{A} also

satisfy $\bar{v} \in \ker \bar{O}_S$, and hence the attack vector satisfies $V(\phi)a(k) = \bar{C}\bar{A}^k\bar{v} = \bar{C}\bar{v}$, where $\bar{v} \in \ker \bar{C}_S \cap \mu(\bar{A})$.

For 2) \Rightarrow 3), assume that an undetectable attack sequence is given as $V(\phi)a(k) = \bar{C}\bar{v}$, $\bar{v} \in \ker \bar{C}_S \cap \mu(\bar{A})$. Since $V(\phi)a(k)$ has nonzero entries only in the block corresponding to $\phi_i = \mathcal{N}$, the problem for the security index can be written as

$$\begin{aligned}\alpha_\phi(\bar{A}, \bar{C}) &= \min_a |\text{blocksupp}(a(k))| \\ &= \min_a |\{i \in \mathcal{N} : a_i(k) \neq 0\}| \\ &= \min_{\bar{v} \in \sigma(\bar{A}) \cap \ker \bar{C}_S} |\{i \in \mathcal{N} : C_i \bar{v} \neq 0\}|.\end{aligned}$$

Since now $\bar{C}_S \bar{v} = 0$, it can also be presented as

$$\alpha_\phi(\bar{A}, \bar{C}) = \min_{\bar{v} \in \mu(\bar{A})} |\{i \in \mathcal{N} : \bar{C}_{\{i\} \cup \mathcal{S}} \bar{v} \neq 0\}|.$$

According to the definition of the security index, the relation 3) \Rightarrow 1) is trivial, and thus we conclude this proof. ■

APPENDIX III PROOF OF LEMMA 1

The relation $Hb \geq \mathbf{1}_{nN}$ is equivalent to that, for all $l \in \{1, \dots, nN\}$, there exists at least one $r \in \{1, \dots, N\}$ such that $H_{(l,r)} = 1$ and $b_r = 1$. By the definition of H , this is equivalent to, for all eigenvectors \bar{v} of \bar{A} , it holds that $\bar{C}_r \bar{v} \neq 0$ and $b_r = 1$. From the definition of the binary indicator b , this indicates that there exists a nonempty secure set $\mathcal{S} \subseteq \mathcal{V}$ such that $\bar{C}_S \bar{v} \neq 0$ for all $\bar{v} \in \mu(\bar{A})$. Similar to the proof of Proposition 1, referring to the original definition of the system detectability, this is equivalent to that (\bar{A}, \bar{C}_S) is detectable. Therefore, by Theorem 1, $Hb \geq \mathbf{1}_{nN}$ if and only if $\alpha_\phi(\bar{A}, \bar{C}) = +\infty$. ■

APPENDIX IV PROOF OF LEMMA 2

For Step 1, from Lemma 1, (13) is equivalent to the following optimization problem:

$$\min_{\phi \in \mathcal{C}^N} c(\phi) \text{ s.t. } \alpha_\phi(\bar{A}, \bar{C}) = +\infty.$$

For the optimal solution of this problem, if $c(\phi^*) \leq \beta$, then this optimal security measure satisfies the budget constraint and for which no undetectable attacks exist. Hence, this step is the same as Step 1 of Algorithm 1.

If we cannot achieve $\alpha_\phi(\bar{A}, \bar{C}) = +\infty$ within this budget, then we move to Step 2. In Step 2-1, first enumerate all binary indicators such that $\bar{c}(\bar{b}) \leq \beta$, which is the same as the enumeration of all feasible sets $\mathcal{S} \subset \mathcal{V}$ such that $c(\phi) \leq \beta$. Since now $\alpha_\phi(\bar{A}, \bar{C}) \neq +\infty$, from Lemma 1, $H\bar{b} \not\geq \mathbf{1}_{nN}$ for all $\bar{b} \in \bar{\mathcal{B}}^{\text{set}}$, which indicates that there exists at least one $l \in \{1, \dots, nN\}$ such that $H_l \bar{b}^j = 0$ for all $\bar{b} \in \bar{\mathcal{B}}^{\text{set}}$. In other words, regarding Step 2-3, there exist (l, j) entries such that $\Psi_{(l,j)} = 0$ for all j . Recalling (11), the optimization problem for the security index can be written by using H as

$$\begin{aligned}\alpha_\phi(\bar{A}, \bar{C}) &= \min_{\bar{v} \in \mu(\bar{A})} |\{i \in \mathcal{N} : \bar{C}_{\{i\} \cup \mathcal{S}} \bar{v} \neq 0\}| \\ &= \min_{l \in \{1, \dots, nN\}} |\{i \in \mathcal{N} : H_{(l, \{i\} \cup \mathcal{S})} \neq 0\}|,\end{aligned}$$

where $H_{(l, \{i\} \cup \mathcal{S})}$ indicates the subvector of H extracting l th row and $\{i\} \cup \mathcal{S}$ columns from H . This can be formulated by using a binary indicator $\bar{b} \in \{0, 1\}^N$ as

$$\alpha_\phi(\bar{A}, \bar{C}) = \min_{l \in \{1, \dots, nN\}} \left| \left\{ i \in \overline{\text{supp}(\bar{b})} : H_{(l, \{i\} \cup \text{supp}(\bar{b}))} \neq 0 \right\} \right|,$$

where $\overline{\text{supp}(\bar{b})} \triangleq \{0, 1\}^N \setminus \text{supp}(\bar{b})$. The condition $H_{(l, \{i\} \cup \text{supp}(\bar{b}))} \neq 0$ implies that $H_{l,i} + H_{(l, \text{supp}(\bar{b}))} \bar{b}_{\text{supp}(\bar{b})} \neq 0$. If $H_l \bar{b}^j = 0$ for given \bar{b}^j , i.e., $\Psi_{(l,j)} = 0$, then $H_{(l, \text{supp}(\bar{b}))} \bar{b}_{\text{supp}(\bar{b})} = 0$. Therefore, for the pair (l, j) such that $\Psi_{(l,j)} = 0$, the problem above can be rewritten as

$$\begin{aligned}\alpha_\phi(\bar{A}, \bar{C}) &= \min_{l \in \{1, \dots, nN\}} \left| \left\{ i \in \overline{\text{supp}(\bar{b})} : H_{(l,i)} \neq 0 \right\} \right| \\ &= \min_{l \in \{1, \dots, nN\}} H_l (\bar{b}^j)^c = \min_{l \in \{1, \dots, nN\}} \Phi_{(l,j)}.\end{aligned}\quad (28)$$

By the definition of P_0 , thus, the optimal binary indicator \bar{b}^* can be obtained by calculating $\max_j \min_l \Phi_{(l,j)}$ as $\bar{b}^* = \bar{b}^{j^*}$. Also, the security index is given as $\alpha_\phi(\bar{A}, \bar{C}) = \max_j \min_l \Phi_{(l,j)}$, and $\phi_i^* = \mathcal{S}$ if $\bar{b}_i^* = 1$ and $\phi_i^* = \mathcal{N}$ if $\bar{b}_i^* = 0$ for all $i \in \mathcal{V}$. Hence, Steps 2-1 to 2-4 are the same as Step 2 of Algorithm 1. ■

APPENDIX V PROOF OF THEOREM 2

We first define the following vectors on the states and estimates of all agents:

$$\begin{aligned}X(k) &\triangleq \mathbf{1}_N \otimes x(k) \in \mathbb{R}^{nN^2}, \\ \hat{\Xi}(k) &\triangleq \left[\hat{\xi}_1(k)^\top, \dots, \hat{\xi}_N(k)^\top \right]^\top \in \mathbb{R}^{nN^2}, \\ \tilde{\Xi}(k) &\triangleq \left[\tilde{\xi}_1(k)^\top, \dots, \tilde{\xi}_N(k)^\top \right]^\top \in \mathbb{R}^{nN^2}, \\ \bar{\Xi}(k) &\triangleq \left[\bar{\xi}_1(k)^\top, \dots, \bar{\xi}_N(k)^\top \right]^\top \in \mathbb{R}^{nN^2}.\end{aligned}\quad (29)$$

Also, we give

$$\begin{aligned}\tilde{C} &\triangleq \text{diag}(C_1, \dots, C_N) \in \mathbb{R}^{p \times nN^2}, \\ S(\phi) &\triangleq \text{diag}(S_1(\phi_1), \dots, S_N(\phi_N)) \in \mathbb{R}^{p \times p}, \\ S_i(\phi_i) &\triangleq \begin{cases} 0_{p_i} & \text{if } \phi_i = \mathcal{N} \\ I_{p_i} & \text{if } \phi_i = \mathcal{S} \end{cases}.\end{aligned}\quad (30)$$

Note that $S(\phi)V(\phi) = 0$ for any $\phi \in \mathcal{C}^N$ and $\tilde{C}X(k) = \tilde{C}x(k)$. We then obtain the following equations regarding the time update and observation update based on (19) and (20):

$$\bar{\Xi}(k) = (I_N \otimes \bar{A}) \bar{\Xi}(k-1) + (\mathbf{1}_N \otimes \bar{B}u(k-1)). \quad (31)$$

$$\tilde{\Xi}(k) = \tilde{\Xi}(k) + \tilde{C}^\top S(\phi^*) (y(k) - \tilde{C} \bar{\Xi}(k)). \quad (32)$$

Note that there is no attack vector term $a(k)$ in this equation since $S(\phi^*)V(\phi^*) = 0$. From (21), the extended estimate $\hat{\Xi}(k)$ can be obtained in (33) shown at the bottom of the next page. Defining the extended estimation error as $E(k) \triangleq \hat{\Xi}(k) - X(k)$, it follows (34) shown at the bottom of the next page. For the sake of notational simplicity, we define

$$\begin{aligned}M &\triangleq (I_{nN^2} - \omega(\mathcal{L} \otimes I_{nN}))^L (I_{nN^2} - \tilde{C}^\top S(\phi^*) \tilde{C}) (I_N \otimes \bar{A}), \\ D_w &\triangleq (I_{nN^2} - \omega(\mathcal{L} \otimes I_{nN}))^L (\tilde{C}^\top S(\phi^*) \tilde{C} - I_{nN^2}), \\ D_v &\triangleq (I_{nN^2} - \omega(\mathcal{L} \otimes I_{nN}))^L \tilde{C}^\top S(\phi^*).\end{aligned}$$

Then, we can simplify the extended error system as

$$E(k) = ME(k-1) + D_w(\mathbf{1}_N \otimes w(k-1)) + D_v v(k). \quad (35)$$

We first seek a sufficient condition such that this extended error system is stable.

For this purpose, we define two orthogonal projection matrices onto the consensus subspace and the orthogonal complement of the consensus subspace, respectively, as follows [46]:

$$\begin{aligned} P_{\#} &\triangleq \frac{1}{N} (\mathbf{1}_N \mathbf{1}_N^T) \otimes I_{nN} \in \mathbb{R}^{nN^2 \times nN^2}, \\ P_{\perp} &\triangleq I_{nN^2} - P_{\#} \in \mathbb{R}^{nN^2 \times nN^2}. \end{aligned} \quad (36)$$

Note that $\|P_{\#}\| = \|P_{\perp}\| = 1$. Using these matrices, the extended error dynamics can be separated into two equations:

$$\begin{aligned} E_{\perp}(k) &= P_{\perp}ME(k-1) + P_{\perp}D_w(\mathbf{1}_N \otimes w(k-1)) + P_{\perp}D_v v(k), \\ E_{\#}(k) &= P_{\#}ME(k-1) + P_{\#}D_w(\mathbf{1}_N \otimes w(k-1)) + P_{\#}D_v v(k), \end{aligned}$$

where $E_{\perp}(k) \triangleq P_{\perp}E(k)$ and $E_{\#}(k) \triangleq P_{\#}E(k)$. By the definition, $E_{\perp}(k) + E_{\#}(k) = E(k)$.

We first consider the stability condition of the dynamics of $E_{\perp}(k)$. To this end, we tackle to provide the sufficient condition such that

$$\begin{aligned} \rho(P_{\perp}M) &\leq \|P_{\perp}M\| \leq \\ \|P_{\perp}(I_{nN^2} - \omega(\mathcal{L} \otimes I_{nN}))^L\| \cdot \|I_{nN^2} - \tilde{C}^T S(\phi^*) \tilde{C}\| \cdot \|I_N \otimes \bar{A}\| &< 1. \end{aligned}$$

For the terms of \tilde{C} and \bar{A} , it can be easily derived that

$$\|I_{nN^2} - \tilde{C}^T S(\phi^*) \tilde{C}\| \cdot \|I_N \otimes \bar{A}\| \leq \max_{i \in \mathcal{S}^*} \|I_{nN} - C_i^T C_i\| \cdot \|A\|.$$

Regarding the term of $\|P_{\perp}(I_{nN^2} - \omega(\mathcal{L} \otimes I_{nN}))^L\|$, the eigenvalues of $I_{nN^2} - \omega(\mathcal{L} \otimes I_{nN})$ are given as $1 - \omega\lambda_i^{\mathcal{L}}$ with multiplicity nN . This means that the eigenvalues of $(I_{nN^2} - \omega(\mathcal{L} \otimes I_{nN}))^L$ are given as $(1 - \omega\lambda_i^{\mathcal{L}})^L$ with multiplicity nN . Utilizing the property of P_{\perp} that $P_{\perp}(\mathbf{1}_N \otimes v) = 0$ for any $v \in \mathbb{R}^N$, for a vector $v_1^{\lambda} = \mathbf{1}_n$, which is the eigenvector of \mathcal{L} associated with $\lambda_1^{\mathcal{L}} = 0$, it follows that

$$P_{\perp}(I_{nN^2} - \omega(\mathcal{L} \otimes I_{nN}))^L (\mathbf{1}_n \otimes v_1^{\lambda}) = 0,$$

which indicates that the eigenvalue of $\lambda_1^{\mathcal{L}} = 0$ is negligible for the dynamics of $E_{\perp}(k)$. As a result, we obtain

$$\|P_{\perp}(I_{nN^2} - \omega(\mathcal{L} \otimes I_{nN}))^L\| = \max_{i=2, \dots, N} |1 - \omega\lambda_i^{\mathcal{L}}|^L,$$

which implies that if

$$\max_{i=2, \dots, N} |1 - \omega\lambda_i^{\mathcal{L}}|^L < \frac{1}{\max_{i \in \mathcal{S}^*} \|I_{nN} - C_i^T C_i\| \cdot \|A\|}, \quad (37)$$

then $\|P_{\perp}M\| < 1$ and the dynamics of $E_{\perp}(k)$ is stable. Let $\omega = 2/(\lambda_2^{\mathcal{L}} + \lambda_{\max}^{\mathcal{L}})$, then we have

$$\max_{i=2, \dots, N} |1 - \omega\lambda_i^{\mathcal{L}}|^L = \left(\frac{\lambda_{\max}^{\mathcal{L}} - \lambda_2^{\mathcal{L}}}{\lambda_{\max}^{\mathcal{L}} + \lambda_2^{\mathcal{L}}} \right)^L, \quad (38)$$

which indicates that if there exists L such that (23), then $\|P_{\perp}M\| < 1$ and the dynamics of $E_{\perp}(k)$ is stable.

Next, we consider the dynamics of $E_{\#}(k)$. From the relation that $\mathbf{1}_N^T \mathcal{L} = 0$, we have $P_{\#}(\mathcal{L} \otimes I_{nN}) = 0$, which indicates $P_{\#}(I_{nN^2} - \omega(\mathcal{L} \otimes I_{nN}))^L = P_{\#}$. This implies that the stability of the system of $E_{\#}(k)$ relies on $P_{\#}M = P_{\#}(I_{nN^2} - \tilde{C}^T S(\phi^*) \tilde{C})(I_N \otimes \bar{A})$. Hence, we have

$$\rho(P_{\#}M) \leq \|P_{\#}M\| \leq \max_{i \in \mathcal{S}^*} \|I_{nN} - C_i^T C_i\| \cdot \|A\| = \theta_0 \|A\|,$$

where $\theta_0 \triangleq \max_{i \in \mathcal{S}^*} \|I_{nN} - C_i^T C_i\|$. Therefore, the dynamics of $E_{\#}(k)$ is stable if $\theta_0 \|A\| < 1$. Combining the results regarding the dynamics of $E_{\#}(k)$ and $E_{\perp}(k)$, therefore, the error system (35) is stable if $\theta_0 \|A\| < 1$ and L satisfies (23) with $\omega = 2/(\lambda_2^{\mathcal{L}} + \lambda_{\max}^{\mathcal{L}})$.

Based on these parameters, we next consider the asymptotically upper bound of $E(k)$. For this purpose, we again resort to the separated error dynamics based on $P_{\#}$ and P_{\perp} , and consider the upper bound of the following two noise factors:

$$\begin{aligned} \Delta_{\#} &\triangleq P_{\#}D_w(\mathbf{1}_N \otimes w(k-1)) + P_{\#}D_v v(k) \\ \Delta_{\perp} &\triangleq P_{\perp}D_w(\mathbf{1}_N \otimes w(k-1)) + P_{\perp}D_v v(k). \end{aligned}$$

For $\Delta_{\#}$, we have

$$\begin{aligned} &\|P_{\#}D_w(\mathbf{1}_N \otimes w(k-1))\| \\ &\leq \|P_{\#}D_w\| \cdot \|(\mathbf{1}_N \otimes w(k-1))\| \\ &\stackrel{(a)}{\leq} \|P_{\#}(\tilde{C}^T S(\phi^*) \tilde{C} - I_{nN^2})\| \cdot (\sqrt{N}N\delta_w) \\ &\leq \|\tilde{C}^T S(\phi^*) \tilde{C} - I_{nN^2}\| \cdot (\sqrt{N}N\delta_w) \\ &= \max_{i \in \mathcal{S}^*} \|I_{nN} - C_i^T C_i\| \cdot (\sqrt{N}N\delta_w) = \theta_0 \sqrt{N}N\delta_w, \end{aligned}$$

where inequality (a) stems from the relation of $P_{\#}(I_{nN^2} - \omega(\mathcal{L} \otimes I_{nN}))^L = P_{\#}$. Similarly, it follows

$$\begin{aligned} \hat{\Xi}(k) &= (I_{nN^2} - \omega(\mathcal{L} \otimes I_{nN}))^L \hat{\Xi}(k) \\ &= (I_{nN^2} - \omega(\mathcal{L} \otimes I_{nN}))^L \left[(I_N \otimes \bar{A}) \hat{\Xi}(k-1) + (\mathbf{1}_N \otimes \bar{B}u(k-1)) \right. \\ &\quad \left. + \tilde{C}^T S(\phi^*) (y(k) - \tilde{C}(I_N \otimes \bar{A}) \hat{\Xi}(k-1) - \tilde{C}(\mathbf{1}_N \otimes \bar{B}u(k-1))) \right]. \end{aligned} \quad (33)$$

$$\begin{aligned} E(k) &= (I_{nN^2} - \omega(\mathcal{L} \otimes I_{nN}))^L \left[(I_{nN^2} - \tilde{C}^T S(\phi^*) \tilde{C})(I_N \otimes \bar{A}) E(k-1) \right. \\ &\quad \left. + (\tilde{C}^T S(\phi^*) \tilde{C} - I_{nN^2})(\mathbf{1}_N \otimes w(k-1)) + \tilde{C}^T S(\phi^*) v(k) \right]. \end{aligned} \quad (34)$$

that

$$\begin{aligned} \|P_{\#}D_v v(k)\| &\leq \|P_{\#}D_v\| \cdot \|v(k)\| \\ &\leq \|P_{\#}(\tilde{C}^{\top}S(\phi^*))\| \cdot (N\delta_v) \\ &\leq \|\tilde{C}^{\top}S(\phi^*)\| \cdot (N\delta_v) \\ &= \max_{i \in \mathcal{S}^*} \|C_i\| \cdot (N\delta_v), \end{aligned}$$

which indicates

$$\|\Delta_{\#}\| \leq \theta_0 \sqrt{N}N\delta_w + \max_{i \in \mathcal{S}^*} \|C_i\| \cdot (N\delta_v). \quad (39)$$

Then, for Δ_{\perp} , we obtain

$$\begin{aligned} &\|P_{\perp}D_w(\mathbf{1}_N \otimes w(k-1))\| \\ &\leq \|P_{\perp}D_w\| \cdot \|(\mathbf{1}_N \otimes w(k-1))\| \\ &\leq \|P_{\perp}(I_{nN^2} - \omega(\mathcal{L} \otimes I_{nN}))^L\| \\ &\quad \cdot \|\tilde{C}^{\top}S(\phi^*)\tilde{C} - I_{nN^2}\| \cdot (\sqrt{N}N\delta_w) \\ &\leq \gamma_{\perp}^L \cdot \max_{i \in \mathcal{S}^*} \|I_{nN} - C_i^{\top}C_i\| \cdot (\sqrt{N}N\delta_w) = \gamma_{\perp}^L \theta_0 \sqrt{N}N\delta_w, \end{aligned}$$

where $\gamma_{\perp} \triangleq (\lambda_{\max}^{\mathcal{L}} - \lambda_2^{\mathcal{L}}) / (\lambda_{\max}^{\mathcal{L}} + \lambda_2^{\mathcal{L}})$. Also, we have

$$\begin{aligned} \|P_{\perp}D_v v(k)\| &\leq \|P_{\perp}D_v\| \cdot \|v(k)\| \\ &\leq \gamma_{\perp}^L \cdot \max_{i \in \mathcal{S}^*} \|C_i\| \cdot (N\delta_v). \end{aligned}$$

Therefore, it follows that

$$\|\Delta_{\perp}\| \leq \gamma_{\perp}^L \left(\theta_0 \sqrt{N}N\delta_w + \max_{i \in \mathcal{S}^*} \|C_i\| \cdot (N\delta_v) \right). \quad (40)$$

Finally, we have

$$\begin{aligned} &\limsup_{k \rightarrow \infty} \|E(k)\| \\ &\leq \limsup_{k \rightarrow \infty} (\|E_{\#}(k)\| + \|E_{\perp}(k)\|) \\ &\leq \frac{\|\Delta_{\#}\|}{1 - \|P_{\#}M\|} + \frac{\|\Delta_{\perp}\|}{1 - \|P_{\perp}M\|} \\ &\leq \frac{\theta_0 \sqrt{N}N\delta_w + \nu_0 N\delta_v}{1 - \theta_0 \|A\|} + \frac{\gamma_{\perp}^L (\theta_0 \sqrt{N}N\delta_w + \nu_0 N\delta_v)}{1 - \gamma_{\perp}^L \theta_0 \|A\|}, \end{aligned} \quad (41)$$

where $\nu_0 \triangleq \max_{i \in \mathcal{S}^*} \|C_i\|$. This relation holds for all $e_i(k)$, $i \in \mathcal{V}$, which concludes the proof. ■

APPENDIX VI PROOF OF PROPOSITION 5

For the dynamics of the control error $\tilde{e}_i(k)$, we obtain

$$\begin{aligned} \tilde{e}_i(k+1) &= x_i(k+1) - x_i^*(k+1) \\ &= Ax_i(k) + Bu_i(k) + w_i(k) - Ax_i^*(k) \\ &= (A - BK_p) \tilde{e}_i(k) - BK_p e_i(k) + w_i(k). \end{aligned} \quad (42)$$

Therefore, if $\|A - BK_p\| < 1$, then it follows

$$\limsup_{k \rightarrow \infty} \|\tilde{e}_i(k)\| \leq \frac{\|BK_p\| \cdot \Delta_e^{\infty} + \delta_w}{1 - \|A - BK_p\|}, \quad (43)$$

where Δ_e^{∞} is the asymptotic upper bound of the estimation error. By Theorem 2, if $\theta_0 \|A\| < 1$ and L satisfies (23) with $\omega = 2/(\lambda_2^{\mathcal{L}} + \lambda_{\max}^{\mathcal{L}})$, then the upper bound is given by (24), which concludes the proof. ■

REFERENCES

- [1] F. Pasqualetti, F. Dörfler, and F. Bullo, "Attack detection and identification in cyber-physical systems," *IEEE Trans. Autom. Control*, vol. 58, no. 11, pp. 2715–2729, 2013.
- [2] A. Teixeira, K. C. Sou, H. Sandberg, and K. H. Johansson, "Secure control systems: A quantitative risk management approach," *IEEE Control Syst. Mag.*, vol. 35, no. 1, pp. 24–45, 2015.
- [3] H. Sandberg, V. Gupta, and K. H. Johansson, "Secure networked control systems," *Annu. Rev. Control Robot Auton. Syst.*, vol. 5, pp. 445–464, 2022.
- [4] G. M. Makrakis, C. Koliass, G. Kambourakis, C. Rieger, and J. Benjamin, "Industrial and critical infrastructure security: Technical analysis of real-life security incidents," *IEEE Access*, vol. 9, pp. 165295–165325, 2021.
- [5] M. M. Aslam, A. Tufail, R. A. A. H. M. Apong, L. C. D. Silva, M. T. Raza, "Scrutinizing security in industrial control systems: An architectural vulnerabilities and communication network perspective," *IEEE Access*, vol. 12, pp. 67537–67573, 2024.
- [6] A. Mitra and S. Sundaram, "Byzantine-resilient distributed observers for LTI systems," *Automatica*, vol. 108, 108487, 2019.
- [7] A. Mitra, F. Ghawash, S. Sundaram, and W. Abbas, "On the impacts of redundancy, diversity, and trust resilient distributed state estimation," *IEEE Trans. Control Netw. Syst.*, vol. 8, no. 2, pp. 713–724, 2021.
- [8] L. An and G.-H. Yang, "Distributed secure state estimation for cyber-physical systems under sensor attacks," *Automatica*, vol. 107, pp. 526–538, 2019.
- [9] T. Shinohara and T. Namerikawa, "Distributed secure state estimation with a priori sparsity information," *IET Control Theory Appl.*, vol. 16, no. 11, pp. 1086–1097, 2022.
- [10] J. G. Lee, J. Kim, and H. Shim, "Fully distributed resilient state estimation based on distributed median solver," *IEEE Trans. Autom. Control*, vol. 65, no. 9, pp. 3935–3942, 2020.
- [11] Y. Mao and P. Tabuada, "Decentralized secure state-tracking in multi-agent systems," *IEEE Trans. Autom. Control*, vol. 68, no. 7, pp. 4053–4064, 2023.
- [12] D. Lee, J. Kim, and H. Shim, "Distributed resilient observer: Blended dynamics theory meets ℓ_1 -minimization approach," *IEEE Control Syst. Lett.*, vol. 7, pp. 2083–2088, 2023.
- [13] X. He, X. Ren, H. Sandberg, and K. H. Johansson, "How to secure distributed filters under sensor attacks," *IEEE Trans. Autom. Control*, vol. 67, no. 6, pp. 2843–2856, 2022.
- [14] A.-Y. Lu and G.-H. Yang, "Distributed secure state estimation for linear systems against malicious agents through sorting and filtering," *Automatica*, vol. 151, 110927, 2023.
- [15] X.-Y. Zhang and G.-H. Yang, "Distributed secure state estimation for cyber-physical systems under false data injection attacks," *IEEE Trans. Netw. Sci. Eng.*, vol. 11, no. 5, pp. 4443–4455, 2024.
- [16] Z. Li and Y. Mo, "Secure distributed dynamic state estimation against sparse integrity attack via distributed convex optimization," *IEEE Trans. Autom. Control*, vol. 69, no. 9, pp. 6089–6104, 2024.
- [17] X. He, E. Hashemi, and K. H. Johansson, "Distributed control under compromised measurements: Resilient estimation, attack detection, and vehicle platooning," *Automatica*, vol. 134, 109953, 2021.
- [18] J. Chen, H. Zhang, and G. Yin, "Distributed dynamic event-triggered secure model predictive control of vehicle platoon against DoS attacks," *IEEE Trans. Veh. Technol.*, vol. 72, no. 3, pp. 2863–2877, March 2023.
- [19] Z. Li, Y. Shi, S. Xu, H. Xu, and L. Dong, "Distributed model predictive consensus of MASs against false data injection attacks and denial-of-service attacks," *IEEE Trans. Autom. Control*, vol. 69, no. 8, pp. 5538–5545, 2024.
- [20] T. Shinohara and T. Namerikawa, "Security measure implementation for distributed state estimation," in *Proc. 5th IFAC Workshop on Cyber-Physical Human Syst.*, Antalya, Turkey, pp. 308–313, 2024.
- [21] Y. Mo and B. Sinopoli, "On the performance degradation of cyber-physical systems under stealthy integrity attacks," *IEEE Trans. Autom. Control*, vol. 61, no. 9, pp. 2618–2624, 2016.
- [22] T.-Y. Zhang, Dan Ye, and Yang Shi, "Decentralized false-data injection attacks against state omniscience: Existence and security analysis," *IEEE Trans. Autom. Control*, vol. 68, no. 8, pp. 4634–4649, 2023.
- [23] D. Umsonst, S. Saritas, G. Dan, H. Sandberg, "A Bayesian Nash equilibrium-based moving target defense against stealthy sensor attacks," *IEEE Trans. Autom. Control*, vol. 69, no. 3, pp. 1659–1674, 2024.
- [24] Y. Mo, R. Chabukswar, and B. Sinopoli, "Detecting integrity attacks on SCADA systems," *IEEE Trans. Control Syst.*, vol. 22, no. 4, pp. 1396–1407, 2014.

- [25] A. Naha, A. Teixeira, A. Ahlén, and S. Dey, "Sequential detection of replay attacks," *IEEE Trans. Autom. Control*, vol. 68, no. 3, pp. 1941–1948, 2023.
- [26] C. De Persis and P. Tesi, "Input-to-state stabilizing control under Denial-of-Service," *IEEE Trans. Autom. Control*, vol. 60, no. 11, pp. 2930–2944, 2015.
- [27] S. Feng and H. Ishii, "Dynamic quantized consensus of general linear multi-agent systems under Denial-of-Service attacks," *IEEE Trans. Control Netw. Syst.*, vol. 9, no. 2, pp. 562–574, 2022.
- [28] M. S. Chong and M. Kuijper, "Characterizing the vulnerability of linear control systems under sensor attacks using a system's security index," in *Proc. 2016 IEEE 55th Conf. Decis. Control*, Las Vegas, USA, 2016, pp. 5906–5911.
- [29] Z. Tang, M. Kuijper, M. S. Chong, I. Mareels, and C. Leckie, "Linear system security—Detection and correction of adversarial sensor attacks in the noise-free case," *Automatica*, vol. 101, pp. 53–59, 2019.
- [30] J. M. Hendrickx, K. H. Johansson, R. M. Jungers, H. Sandberg, and K. C. Sou, "Efficient computations of a security index for false data attacks in power networks," *IEEE Trans. Autom. Control*, vol. 59, no. 12, pp. 3194–3208, 2014.
- [31] S. Gracy, J. Milošević, H. Sandberg, "Security index based on perfectly undetectable attacks: Graph-theoretic conditions," *Automatica*, vol. 134, 109925, 2021.
- [32] Alexander Schrijver, *Theory of Linear and Integer Programming*. John Wiley & Sons, 1986.
- [33] A. J. Hoffman and J. B. Kruskal, "Integral boundary points of convex polyhedra," in *Linear Inequalities and Related Systems*, H. W. Kuhn and A. W. Tucker, Ed., Princeton Univ. Press, 1956, pp. 223–246.
- [34] J. Edmonds and R. Giles, "A min-max relation for submodular function on graphs," *Ann. Discrete Math.*, vol. 1, pp. 185–204, 1977.
- [35] Narendra Karmarkar, "A new polynomial-time algorithm for linear programming," *Combinatorica*, vol. 4, no. 4, pp. 373–395, 1984.
- [36] Klaus Truemper, "A decomposition theory for matroids. V. Testing of matrix total unimodularity," *J. Comb. Theory, B.*, vol. 49, no. 2, pp. 241–281, 1990.
- [37] M. Walter and K. Truemper, "Implementation of a unimodularity test," *Math. Prog. Comp.*, vol. 5, pp. 57–73, 2013.
- [38] D. S. Johnson, M. Yannakakis, and C. H. Papadimitriou, "On generating all maximal independent sets," *Inf. Process. Lett.*, vol. 27, no. 3, pp. 119–123, 1988.
- [39] Donald E. Knuth, *The Art of Computer Programming. Vol. 4A, Combinatorial Algorithms Part 1*. Addison-Wesley, 2011.
- [40] L. R. G. Carrillo, W. J. Russell, J. O. Hespanha, and G. E. Collins, "State estimation of multiagent systems under impulsive noise and disturbances," *IEEE Trans. Control Syst.*, vol. 23, no. 1, pp. 13–26, 2015.
- [41] K. Hashimoto, M. S. Chong, and D. V. Dimarogonas, "Distributed ℓ_1 -state-and-fault estimation for multiagent systems," *IEEE Trans. Control Netw. Syst.*, vol. 7, no. 2, pp. 699–710, 2020.
- [42] S. Hajshirmohamadi, F. Sheikholeslam, N. Meskin, and J. Ghommam, "Observer-based leader-following consensus for linear multiagent systems with a leader of unknown input," *IEEE Syst. J.*, vol. 15, no. 1, pp. 95–104, 2021.
- [43] Nancy A. Lynch, *Distributed Algorithms*. Morgan Kaufmann Publishers, 1997.
- [44] Eduardo D. Sontag, *Mathematical Control Theory: Deterministic Finite Dimensional Systems*, Springer, 1990.
- [45] H. L. Trentelman, A. A. Stoorvogel, and M. Hautus, *Control Theory for Linear Systems*. London, U.K.: Springer, 2001.
- [46] F. Iutzeler, P. Ciblat, and W. Hachem, "Analysis of sum-weight-like algorithms for averaging in wireless sensor networks," *IEEE Trans. Signal Process.*, vol. 61, no. 11, pp. 2802–2814, 2013.

PLACE
PHOTO
HERE

ity and secure state estimation.

PLACE
PHOTO
HERE

Takumi Shinohara (Member, IEEE) received the B.E., M.E., and Ph.D. degrees from Keio University, Tokyo, Japan, in 2016, 2018, and 2024, respectively. From 2018 to 2025, he was a consultant at Mitsubishi Research Institute, and from 2024 to 2025, he was a visiting researcher at Keio University. Since 2025, he has been a Postdoctoral Researcher with the Division of Decision and Control Systems at KTH Royal Institute of Technology, Stockholm, Sweden. His research interests include control system security and secure state estimation.

Karl Henrik Johansson (Fellow, IEEE) received the M.Sc. degree in electrical engineering and the Ph.D. degree in automatic control from Lund University, Lund, Sweden, in 1992 and 1997, respectively.

He is a Swedish Research Council Distinguished Professor in electrical engineering and computer science with the KTH Royal Institute of Technology, Stockholm, Sweden, and the Founding Director of Digital Futures. He has held Visiting Positions with UC Berkeley, Caltech, NTU, and other prestigious institutions. His research interests include networked control systems and cyber-physical systems with applications in transportation, energy, and automation networks.

Dr. Johansson was the recipient of numerous best paper awards and various distinctions from IEEE, IFAC, and other organizations, for his scientific contributions, and also Distinguished Professor by the Swedish Research Council, Wallenberg Scholar by the Knut and Alice Wallenberg Foundation, Future Research Leader by the Swedish Foundation for Strategic Research, triennial IFAC Young Author Prize and IEEE CSS Distinguished Lecturer, and 2024 IEEE CSS Hendrik W. Bode Lecture Prize. His extensive service to the academic community includes being President of the European Control Association, IEEE CSS Vice President Diversity, Outreach & Development, and Member of IEEE CSS Board of Governors and IFAC Council. He was on the editorial boards of *Automatica*, *IEEE Transactions on Automatic Control*, *IEEE Transactions on Control of Network Systems*, and many other journals. He has also been a Member of the Swedish Scientific Council for Natural Sciences and Engineering Sciences. He is Fellow of the Royal Swedish Academy of Engineering Sciences.

PLACE
PHOTO
HERE

Henrik Sandberg (Fellow, IEEE) is Professor at the Division of Decision and Control Systems, KTH Royal Institute of Technology, Stockholm, Sweden. He received the M.Sc. degree in engineering physics and the Ph.D. degree in automatic control from Lund University, Lund, Sweden, in 1999 and 2004, respectively. From 2005 to 2007, he was a Postdoctoral Scholar at the California Institute of Technology, Pasadena, USA. In 2013, he was a Visiting Scholar at the Laboratory for Information and Decision Systems (LIDS) at MIT, Cambridge, USA. He has also held visiting appointments at the Australian National University and the University of Melbourne, Australia. His current research interests include security of cyber-physical systems, power systems, model reduction, and fundamental limitations in control. Dr. Sandberg was a recipient of the Best Student Paper Award from the IEEE Conference on Decision and Control in 2004, an Ingvar Carlsson Award from the Swedish Foundation for Strategic Research in 2007, and a Consolidator Grant from the Swedish Research Council in 2016. He has served on the editorial boards of *IEEE Transactions on Automatic Control* and the *IFAC Journal Automatica*. He is Fellow of the IEEE.