

Choosing the Better Bandit Algorithm under Data Sharing: When Do A/B Experiments Work?

Shuangning Li¹, Chonghuan Wang², Jingyan Wang^{3*}

¹University of Chicago

²Naveen Jindal School of Management, University of Texas at Dallas

³Toyota Technological Institute at Chicago

July 16, 2025

Abstract

We study A/B experiments that are designed to compare the performance of two recommendation algorithms. Prior work has shown that the standard difference-in-means estimator is biased in estimating the global treatment effect (GTE) due to a particular form of interference between experimental units. Specifically, units under the treatment and control algorithms contribute to a shared pool of data that subsequently train both algorithms, resulting in interference between the two groups. The bias arising from this type of data sharing is known as “symbiosis bias”. In this paper, we highlight that, for decision-making purposes, the sign of the GTE often matters more than its precise magnitude when selecting the better algorithm. We formalize this insight under a multi-armed bandit framework and theoretically characterize when the sign of the expected GTE estimate under data sharing aligns with or contradicts the sign of the true GTE. Our analysis identifies the level of exploration versus exploitation as a key determinant of how symbiosis bias impacts algorithm selection.

1 Introduction

Recommendation systems are widely deployed across online platforms. Users receive numerous recommendations every day, including news and creators’ content on social media, products in online marketplaces, services in freelancing labor markets, ads on websites, and so on. During the development of such recommendation systems, a crucial task that companies face all the time is to compare the performance of different recommendation algorithms, and make business decisions on which one to eventually deploy in production.

A common approach to comparing the performance of two recommendation algorithms is through randomized controlled trials, also known as A/B experiments. In a typical user-randomized A/B experiment, each user is assigned to a treatment group (running one recommendation algorithm) or a control group (running the other recommendation algorithm), uniformly at random. The metric to measure the performance of the two algorithms can be, for example, user engagement, click-through rates, purchase revenues, etc. Our goal is to estimate the global treatment effect (GTE), the difference between the treatment group and the control group in terms of this performance metric. More precisely, the GTE is defined as the difference in this performance metric between deploying the treatment algorithm to all users versus deploying the control algorithm to all users. The GTE captures the change if the company switches from the control algorithm to

*Corresponding author: jingyanw@ttic.edu

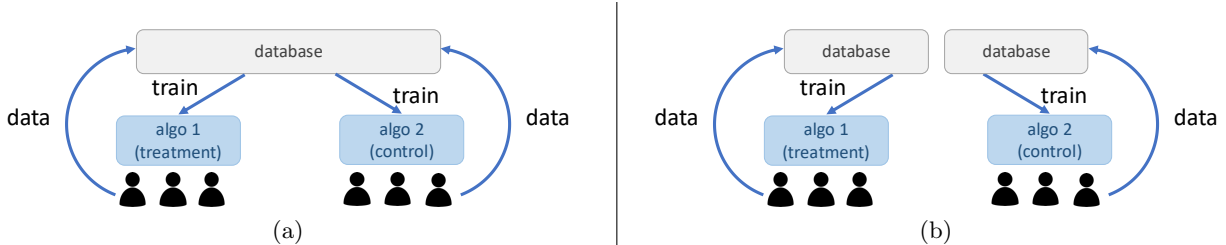


Figure 1: Shared feedback loops in data create interference between the treatment and control groups (left panel), compared to an idealized environment where the two groups operate in isolation (right panel), which is often infeasible in practice.

the treatment algorithm in production; it informs the company what algorithms to develop and deploy. In A/B experiments, a simple estimator for the GTE, termed the difference-in-means (DM) estimator, is computed by taking the difference between the empirical mean of the performance metric in the treatment group and that in the control group. In causal inference, it is known that the DM estimator is consistent for the true GTE under the stable unit treatment value assumption (SUTVA), which requires that the outcome for any user is independent from the treatment assignment of any other user.

Interference refers to the phenomenon where users in the treatment and control groups influence each other, rendering the DM estimator biased for the GTE. On a production-scale recommendation system, the following field experiment has been conducted to demonstrate the effect of such interference [12]. In this experiment, the treatment to users is to recommend more content that is recently published. Accordingly, these users consume more recently-published content. However, the more interesting observation is that users in the control group, with the recommendation algorithm serving them unchanged, also start to consume more recently-published content.

This phenomenon of interference is attributed to shared data feedback loops [12], illustrated in Figure 1 (left). As users in the treatment group engage more with recently-published content, they produce training data associated with the recently-published content. Such data is shared with and used to train the control algorithm, creating a mechanism for the treatment group to influence the control group. This experiment setup thus violates SUTVA and yields biased GTE estimates. This bias arising from such shared feedback loops is termed “symbiosis bias”, describing how the two algorithms depend on each other in a symbiotic fashion through sharing data.¹

Before we proceed to analyze the impact of symbiosis bias, let us consider two natural ideas to mitigate this bias and the additional challenges they introduce. The first mitigation strategy is to isolate the treatment and control groups so that they do not share any data, as shown in Figure 1 (right). This idealized design eliminates the shared feedback loops and hence the symbiosis bias, but has a number of drawbacks. First, it reduces the efficiency of learning because each algorithm now only has access to a smaller dataset for training [48], which is especially a problem if a small fraction of users is assigned to the treatment group. In business applications, it is desirable to reach

¹Interactions among users across treatment and control groups may also contribute to such phenomenon. For example, users in the control group engage with social media posts that their friends in the treatment group have liked or commented on, or users in the control group make purchases because they hear about these products from their friends in the treatment group. To minimize such network effects, the experiment randomizes treatment assignment on a country level. That is, each country, along with all users in the country, is assigned to either the treatment or control groups uniformly at random. See [12, Section 5] for additional details on the precise experiment setup.

decisions quickly, and using shared data to speed up learning is especially attractive in scenarios where the data from the treatment and control groups have similar distributions and the impact of symbiosis bias is minimal. Second, in large-scale recommendation systems, maintaining two separate datasets increases the engineering efforts. Using social media as an example, the content may be ranked by a scoring function that predicts the number of likes for the content. If this scoring function is trained from the number of likes on historical data, now the number of likes by users in the treatment and control groups needs to be separately counted. The scoring function may also use neural networks to extract features from images and texts, and these neural networks are fine-tuned on user data. Now two separate neural networks need to be trained and stored. Such extra computation and storage needs are not scalable as companies often run many A/B experiments in parallel.

A second mitigation strategy is to deploy the treatment or control algorithms to all users, but at different times, a design known as “switchback experiments”. However, this experiment design introduces other types of time-dependent biases [9, 30]. For example, in online marketplaces, consider a scenario where the control algorithm is deployed first and recommends a product to the user. After some time, the treatment algorithm is deployed and the user makes the purchase. It is unclear if the purchase decision is made due to the treatment algorithm or the control algorithm. Moreover, user behavior is inherently non-stationary. For instance, purchases of umbrellas increase during rainy seasons, and consumer demand in general fluctuates in response to broader economic conditions. It is thus non-trivial to design GTE estimators that carefully account for such non-stationary behavior in switchback experiments.

Given the challenges of mitigating symbiosis bias through experimental design, in this paper, we focus on A/B experiments under data sharing and characterize the impact of symbiosis bias on the DM estimator for the GTE. We highlight that the expected GTE estimates are often used for downstream decision-making. That is, companies are interested in knowing which one of the two recommendation algorithms is better, so that they can deploy the better algorithm in practice. With this objective in mind, precise distinctions such as whether the improvement is 20% or 25% are often less critical. Our central research question is therefore:

*Despite the presence of symbiosis bias in the **magnitude** of the DM estimates for the GTE, how does symbiosis bias impact the **sign** of these expected GTE estimates?*

1.1 Overview of results

We consider multi-armed bandit algorithms as candidate recommendation algorithms. Our metric of interest for measuring the GTE is the expected cumulative regret: a higher regret indicates worse performance. We quantify the expected regret of a pair of algorithms with and without data sharing. These regret bounds, in turn, allow us to characterize the impact of symbiosis bias on the expected GTE estimate produced by the DM estimator.

We first identify cases where the expected GTE estimate under data sharing has the opposite sign to the true GTE defined without data sharing, a situation we refer to as “sign violation”. Specifically, we consider the greedy algorithm which selects the arm with the highest empirical mean at each timestep. We show that while the greedy algorithm is known to be highly suboptimal and incurs a linear regret, its regret is reduced significantly to a constant under data sharing, when it runs jointly with a general class of algorithms (Theorem 3), including the classic ϵ -greedy algorithm (Theorem 1) and the upper confidence bound (UCB) algorithm (Theorem 2). This result

suggests that the sign of the expected GTE estimate under data sharing yields a wrong comparison of the two algorithms. Moreover, our analysis shows that the magnitude of GTE estimate under data sharing is $\Theta(\log T)$ in expectation, whereas the true GTE is $\Theta(T)$, suggesting that the DM estimator significantly under-estimates the magnitude of the GTE.

We then characterize scenarios where symbiosis bias does not flip the sign of the expected GTE estimate, a regime we refer to as “sign preservation”. We consider classes of ϵ -greedy and UCB algorithms parameterized by a parameter $\alpha \in [0, 1]$. This parameter α captures the trade-off between exploration and exploitation: a higher value of α corresponds to more exploration. The algorithm incurs a regret of $\Theta(\log T)$ when $\alpha = 0$ and a regret of $\Theta(T^\alpha)$ when $0 < \alpha \leq 1$. These parameterized classes hence cover algorithms with different performances from being optimal $\Theta(\log T)$ to the worst possible $\Theta(T)$ regret. We show that data sharing does not affect either the sign or the order of magnitude of the expected GTE estimates, for both the ϵ -greedy (Theorem 4) and UCB (Theorem 5) algorithms.

The intuition behind these theoretical results is illustrated in Figure 2. We characterize a bandit algorithm by its level of exploration versus exploitation. When an algorithm runs individually (left panel), too much exploration (e.g., sampling arms uniformly at random) or too much exploitation (e.g., the greedy algorithm) is highly suboptimal and leads to a linear regret. The optimal $O(\log T)$ regret is achieved by a careful balance between exploration and exploitation. In contrast, when two algorithms run jointly under data sharing (right panel), exploration becomes the “tragedy of the commons”. When an algorithm explores, the data from exploration is shared between two algorithms, but the cost to exploration (i.e., a high instantaneous regret by pulling a potentially suboptimal arm) only incurs to the algorithm that explores. Hence, algorithms have no incentive to explore, and the more it exploits, the more it takes advantage of the other algorithm. The greedy algorithm thus performs very well by free riding the exploration done by the other algorithm.

Given this intuition, the regime of sign preservation applies to a pair of algorithms that overly explore (compared to the optimal balance of exploration versus exploitation leading to a regret of $O(\log T)$), where over-exploration increases its regret with or without data sharing. In contrast, an overly-exploiting algorithm leads to sign violation, because over-exploitation (and hence insufficient exploration) is only beneficial under data sharing due to free riding, but detrimental without data sharing.

At a high level, we study the comparison of recommendation algorithms by combining ideas from causal inference and bandit algorithms. On the one hand, our motivation to estimate the GTE in A/B experiments brings new questions under a bandit formulation. On the other hand, our focus on comparing adaptive learning algorithms rather than fixed policies draws attention to dynamic settings in causal inference. We envisage that our results provide new perspectives to both communities.

1.2 Related work

Our work combines ideas from causal inference and bandit algorithms in the application of recommendation systems. We review related work in these domains.

1.2.1 Causal inference

Interference due to shared data feedback loops. Shared data feedback loops can lead to interference when comparing recommendation algorithms in A/B experiments [12, 48]. Specifically,

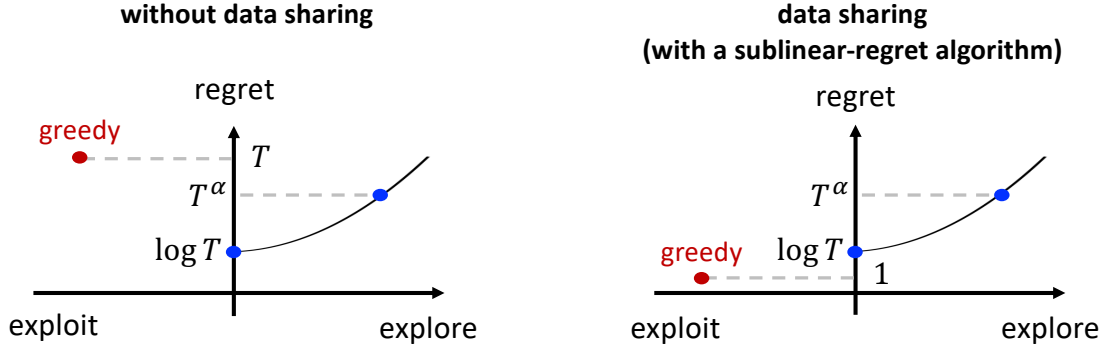


Figure 2: Our theoretical results contrast an algorithm’s performance when running individually (left) versus under data sharing (right).

training two recommendation algorithms on each other’s data in an online fashion introduces bias in estimating the GTE; this bias is termed “symbiosis bias” [12]. The existence of symbiosis bias has been demonstrated through a field experiment on a production-scale recommendation system [12]. Different mitigation strategies have been considered. Brennan et al. [12] propose and compare different treatment assignments including user-side randomization (on an individual level or a cluster level) and two-sided randomization (of both users and items being recommended). Guo et al. [20] propose a two-phase experimental procedure where data is only shared in the first phase. Si [48] proposes a new training procedure where each data sample is weighted by its probability of being generated from the treatment or the control recommendation algorithm, and each recommendation algorithm is trained using a different loss that weighs data samples by these probabilities. While we also study interference arising from shared data feedback loops, our work takes a different perspective: instead of aiming to correct for interference, we seek to characterize how it shapes decision-making.

Decision making in A/B experiments. Our focus on the sign of the GTE for decision making shares similar spirit to Johari et al. [36], which studies interference due to constrained inventory in online marketplaces. Despite the fact that the difference-in-means (DM) estimator is biased for the GTE, Johari et al. [36] identify scenarios under which the estimated GTE and the true GTE have the same or opposite signs, and show that the biased DM estimator surprisingly leads to a better hypothesis test in certain cases.

Evaluation bias in recommendation systems. In our work, evaluation bias arises in recommendation systems due to shared data feedback loops, though it can also stem from other sources. Jadidinejad et al. [33] examine the effect of training and evaluating a recommender system using data collected from an existing system, a phenomenon termed “closed feedback loops”, and show that increased exploration by the existing system reduces bias. Evaluation bias also emerges in experiments comparing ranking algorithms, such as those used in recommendation systems [22, 42]. For instance, in an A/B experiment where only 1% of new content is assigned to a treatment that boosts its ranking, the position of this content differs from a setting where all new content receives the treatment. This mismatch introduces bias in estimating the GTE. Prior work addresses this by constructing a “counterfactual” ranking in which the 1% treated content is ranked as if all new

content had received the treatment [22, 42, 52]. Zhu et al. [61] study this counterfactual ranking in more complicated settings involving feedback loops induced by pacing algorithms. For example, when sellers in a marketplace have fixed budgets for advertising, the pacing algorithm will reduce the ranking of sellers who have already been recommended heavily. Goli et al. [19] propose an alternative debiasing approach that leverages historical data from previous A/B experiments.

Interference in platform experiments. Our work broadly fits within the literature on addressing interference in online platforms and marketplaces, where interference can arise from various sources beyond data feedback loops. The literature discussed here is not limited to recommendation systems. Interference can result from competition in two-sided marketplaces [38], which can be handled through experimental design strategies such as two-sided randomization [7, 35, 56], bipartite experiments [26, 43], clustered experiments [15, 29], budget-split designs [41], or ranking designs [23]. Interference may also stem from system dynamics, when treatments influence system states that subsequently affect outcomes in future periods, leading to both cross-unit and temporal interference. Switchback experiments are commonly used in this context [9, 18, 30, 54]; when the system follows a Markovian structure, estimators such as the difference-in-Q estimator, the WDE estimator, and the DML estimator are applicable [16, 27, 39]. Another source of interference is social networks, where outcomes may be affected through peer interactions. In such cases, methods include clustered randomized designs [15, 51], two-stage experiments [31], and estimators that explicitly model the network structure [4, 14, 37, 38]; see [48] for a comprehensive overview.

1.2.2 Bandit problems

We consider a problem formulation where each recommendation system is modeled by a bandit algorithm, and the two bandit algorithms share data with each other. Our formulation is related to the following lines of work in the bandit literature.

Bandits with auxiliary data. Shivaswamy and Joachims [47] consider the stochastic multi-armed bandit problem where the algorithm has access to a set of historical samples from each arm, and shows that $\Omega(\log T)$ historical samples enable the algorithm to achieve a constant regret. Variants of this problem include allowing the algorithm to receive additional samples in each iteration by paying a certain cost (where the cost is allowed to be zero) [57], or allowing the algorithm to “abstain” in an iteration, so that the sample is observed by the algorithm but not counted towards its regret [55]. In our formulation, the two algorithms receive “auxiliary” data from each other. Contrary to prior work, the treatment algorithm is not free to choose directly what arms are pulled in the auxiliary data which is determined by the control algorithm, and vice versa, though the treatment algorithm indirectly influences the auxiliary data supplied by the control algorithm through data sharing. Such dependencies between the two algorithms do not exist when the historical data is offline.

Multi-agent and multi-player bandits. In the multi-agent setup, each agent runs a bandit algorithm, and the goal is to minimize the sum of their regrets in a cooperative manner by sharing data with each other. Variants of the problem include assuming that agents have homogeneous [8, 28, 44] or heterogeneous [53, 60] rewards for the arms, or considering communication graph structures that describe how data is shared among agents [8, 44]. The multi-player bandit

problem, inspired by the application of cognitive radio networks, assumes that the reward for an arm becomes lower under a “collision” where multiple algorithms select this arm at the same time; see [11] for a survey. In multi-agent and multi-player bandit problems, the goal is to design algorithms that perform well in cooperative settings. In contrast, our goal is to evaluate an algorithm’s performance when it runs in isolation, but we only observe the algorithm when it runs jointly with another algorithm.

Equilibria for game-theoretic agents. Prior work also considers algorithms that compete with each other in a game-theoretic fashion. On a simple two-armed bandit problem with a safe arm and a risky arm, Bolton and Harris [10] analyze the equilibria of multiple algorithms under data sharing, and identify similar effects to ours where agents are incentivized to free ride on other agents’ exploration; see [32] for a survey on strategic experimentation by agents that share information. Aridor et al. [3] consider running two bandit algorithms that compete for data. At each timestep, the two algorithms each recommend an arm. Each user chooses the arm that yields a higher reward for the user, and only the algorithm recommending this arm receives the user data. The paper reveals that such competition disincentivizes exploration and leads to a lower social welfare at the equilibrium. Jagadeesan et al. [34] combine these two ideas of data sharing and user self-selection, and analyze their effects on the social welfare at the equilibrium. Due to our A/B experiment setup, we do not allow users to choose their treatment assignment (i.e., which algorithm they use), and the algorithms of interest are not strategic in nature.

Corralling and online model selection. Corralling [1] or online model selection [13, 17] concerns designing a meta-algorithm that has access to a collection of base algorithms (or algorithm classes) and performs as well as the best base algorithm. At a high level, the meta-algorithm maintains some online estimates of the regret of each base algorithm in order to choose the best base algorithm to call, which is similar in spirit to our goal of comparing the performance of algorithms. In our problem, we do not have a meta-algorithm which decides which base algorithm a data sample is provided to, and we only consider the identification of the best base algorithm but not regret minimization for the meta-algorithm. However, it is interesting future work to design adaptive experiments where a meta-algorithm makes treatment assignments to users under data sharing.

1.2.3 Intersection between causal inference and bandit algorithms

Our work lies at the intersection of causal inference, experimentation, and bandit problems. A growing body of prior literature [24, 25, 40, 49, 58, 59] uses bandit algorithms for adaptive data collection to address causal questions that involve evaluating the performance of a policy or an arm. For evaluating policies, one objective is to perform off-policy evaluation, that is, to evaluate the policy’s performance on the true distributions, only given biased data that is collected adaptively. For evaluating arms, the objective is to estimate the mean of each arm or to construct confidence intervals for these means. This line of work uses bandit algorithms as a tool to evaluate other objects, whereas our goal is to evaluate bandit algorithms themselves. In other words, we focus on comparing adaptive algorithms rather than fixed policies or arms.

2 Problem formulation

We formulate our A/B experiments under data sharing through a bandit framework. Following the bandit literature, we use the standard notion of regret as our performance metric. The GTE is hence the difference between the regrets of the two algorithms.

2.1 Stochastic multi-armed bandit

We start by introducing the classic stochastic multi-armed bandit problem. Consider $K \geq 2$ arms, where each arm $k \in [K]$ is associated with an unknown distribution D_k . Every time arm k is pulled, a stochastic reward is sampled from distribution D_k . We denote by $\mu_k := \mathbb{E}_{Y \sim D_k}[Y]$ the expected reward of arm k . For ease of exposition, we assume that each distribution D_k is supported on $[0, 1]$ and there is a unique best arm $k^* := \operatorname{argmax}_{k \in [K]} \mu_k$ with expected reward $\mu^* := \mu_{k^*}$. For any suboptimal arm $k \neq k^*$, we define the gap $\Delta_k := \mu^* - \mu_k > 0$ as the difference between the expected reward of the best arm and that of arm k . We define the minimum gap $\Delta_{\min} := \min_{k \neq k^*} \Delta_k > 0$.

A bandit algorithm aims to maximize the cumulative reward over a horizon of $T \geq 1$ timesteps. At each timestep $t \in [T]$, the bandit algorithm selects an arm $I_t \in [K]$ and receives a stochastic reward $Y_t \sim D_{I_t}$ from this arm. The arm selection is based on the history of all arm pulls and reward samples in the previous $(t - 1)$ timesteps. Formally, we denote the history at timestep t by $\mathcal{H}_t = (\mathcal{H}_{1,t}, \dots, \mathcal{H}_{K,t})$, where $\mathcal{H}_{k,t}$ denotes the set of reward samples collected from arm $k \in [K]$ in the previous $(t - 1)$ timesteps. That is, we define $\mathcal{H}_{k,t} := \{Y_i : I_i = k, i \in [t - 1]\}$. In words, we consider a class of bandit algorithms that select arms based on the set of reward samples for each arm so far, but are oblivious to the order of the past arm pulls (or reward samples). Many classic bandit algorithms belong to this general class, including the ϵ -greedy algorithm, the Upper Confidence Bound (UCB) algorithm, the EXP3 algorithm, and Thompson sampling. For any algorithm \mathcal{A} in this class, we write the arm selected by this algorithm at timestep t by $I_t = \mathcal{A}(\mathcal{H}_t)$.

The performance of an algorithm \mathcal{A} is measured by its regret, namely, the difference between the highest possible cumulative reward in expectation and the actual cumulative reward obtained:

$$R_T(\mathcal{A}) := T\mu^* - \sum_{t \in [T]} Y_{I_t}.$$

We are often interested in the expected regret

$$\mathbb{E}[R_T(\mathcal{A})] = T\mu^* - \mathbb{E}\left[\sum_{t \in [T]} Y_{I_t}\right],$$

where the expectation is taken over the stochastic rewards and potential randomness of the algorithm.

2.2 Bandit algorithms under data sharing

To set up our bandit formulation under data sharing, let us use a running example where an online platform runs a recommendation algorithm to match cleaning companies with users in need. Users arrive at the platform sequentially. When a user arrives, the recommendation algorithm recommends one of the K cleaning companies to the user, and for simplicity we assume that the user always hires the cleaning company that is recommended. If a user hires company $k \in [K]$, then

Algorithm 1: Running two algorithms \mathcal{A}_1 and \mathcal{A}_2 under data sharing.

```
1 Initialize  $\mathcal{H}_1 = (\mathcal{H}_{1,1}, \dots, \mathcal{H}_{K,1})$  with  $\mathcal{H}_{1,1} = \dots = \mathcal{H}_{K,1} = \emptyset$ 
2 for  $t=1, \dots, T$  do
3   Algorithm  $\mathcal{A}_1$  selects arm  $I_1 = \mathcal{A}_1(\mathcal{H}_t)$  and observes reward  $Y_{1,t} \sim D_{I_1}$ 
4   Algorithm  $\mathcal{A}_2$  selects arm  $I_2 = \mathcal{A}_2(\mathcal{H}_t)$  and observes reward  $Y_{2,t} \sim D_{I_2}$ 
5   Add the two reward samples to the history:
      
$$\mathcal{H}_{I_1,t} \leftarrow \mathcal{H}_{I_1,t} \cup \{Y_{1,t}\}$$

      
$$\mathcal{H}_{I_2,t} \leftarrow \mathcal{H}_{I_2,t} \cup \{Y_{2,t}\}$$

      
$$\mathcal{H}_{t+1} \leftarrow \mathcal{H}_t$$

6 end
```

the user gives this company a rating $Y \sim D_k$ to indicate their satisfaction, where the distribution D_k represents the quality of company k . The recommendation algorithm, without extra knowledge about the companies, makes recommendations solely based on the ratings from previous users.

We formulate an A/B experiment comparing two recommendation algorithms as a bandit problem with $2T$ users. We assume that two users arrive at the platform at each timestep $t \in [T]$. These two users are assigned to the treatment or the control algorithm one each uniformly at random. To model data sharing between the treatment and control algorithms, we assume that the two algorithms make recommendations based on past ratings from users in both groups. Formally, consider two bandit algorithms \mathcal{A}_1 and \mathcal{A}_2 that share history \mathcal{H}_t over the entire course of T timesteps. At each timestep $t \in [T]$, each of the two algorithms independently chooses the arm $\mathcal{A}_1(\mathcal{H}_t)$ and $\mathcal{A}_2(\mathcal{H}_t)$ to pull based on history \mathcal{H}_t , observes a reward sample from the chosen arm, and adds this reward sample to the shared history \mathcal{H}_t . Thus, two reward samples are added to the shared history at each timestep t , and the total number of samples included in history \mathcal{H}_t is $2(t-1)$. This procedure of running two algorithms under data sharing is formalized in Algorithm 1.

2.3 Comparing two algorithms by their regrets

We consider estimating the GTE for a pair of recommendation algorithms in A/B experiments by comparing the regret for two bandit algorithms. The platform is interested in designing an algorithm \mathcal{A} that maximizes the expected overall satisfaction $\mathbb{E}[\sum_{t=1}^{2T} Y_t]$ if algorithm \mathcal{A} is deployed to all the $2T$ users, or equivalently, minimizes the expected regret $\mathbb{E}[R_{2T}(\mathcal{A})]$. The GTE concerns the regret difference between the two algorithms:

$$\text{GTE} = \mathbb{E}[R_{2T}(\mathcal{A}_1)] - \mathbb{E}[R_{2T}(\mathcal{A}_2)].$$

In A/B experiments, we measure the regret incurred by each of the two algorithms under data sharing, defined by

$$R_T(\mathcal{A}_1 \mid (\mathcal{A}_1, \mathcal{A}_2)) := T\mu^* - \sum_{t \in [T]} Y_{1,t}$$
$$R_T(\mathcal{A}_2 \mid (\mathcal{A}_1, \mathcal{A}_2)) := T\mu^* - \sum_{t \in [T]} Y_{2,t}.$$

where $Y_{1,t}$ and $Y_{2,t}$ are rewards collected by the two algorithms respectively according to Algorithm 1. We use the notation $R_T(\mathcal{A}_1 \mid (\mathcal{A}_1, \mathcal{A}_2))$ and $R_T(\mathcal{A}_2 \mid (\mathcal{A}_1, \mathcal{A}_2))$ to emphasize that when running algorithms 1 and 2 under data sharing, the regret of each algorithm depends on both algorithms, because the arms selected by algorithm 1 depend on history \mathcal{H}_t , which in turn depend on the arms selected by algorithm 2 in the previous timesteps, and vice versa. In general, the expected regret incurred by running an algorithm individually does not necessarily equal to the regret when running this algorithm jointly with another algorithm. That is,

$$\mathbb{E}[R_T(\mathcal{A}_1 \mid (\mathcal{A}_1, \mathcal{A}_2))] \neq \mathbb{E}[R_T(\mathcal{A}_1)] \quad (1a)$$

$$\mathbb{E}[R_T(\mathcal{A}_2 \mid (\mathcal{A}_1, \mathcal{A}_2))] \neq \mathbb{E}[R_T(\mathcal{A}_2)]. \quad (1b)$$

Moreover, our theoretical results to follow suggest that these regrets with or without another algorithm running jointly can even have different rates. The DM estimator, denoted by $\widehat{\text{GTE}}$, computes the difference between the empirical overall satisfaction of users under the treatment and control algorithms:

$$\widehat{\text{GTE}} = R_T(\mathcal{A}_1 \mid (\mathcal{A}_1, \mathcal{A}_2)) - R_T(\mathcal{A}_2 \mid (\mathcal{A}_1, \mathcal{A}_2)).$$

We consider the GTE estimate in expectation:

$$\mathbb{E}[\widehat{\text{GTE}}] = \mathbb{E}[R_T(\mathcal{A}_1 \mid (\mathcal{A}_1, \mathcal{A}_2))] - \mathbb{E}[R_T(\mathcal{A}_2 \mid (\mathcal{A}_1, \mathcal{A}_2))].$$

For decision-making purposes, the platform is primarily interested in determining whether algorithm 1 or algorithm 2 performs better. Although $\mathbb{E}[\widehat{\text{GTE}}] \neq \text{GTE}$ in general due to (1), we focus on characterizing the conditions under which $\mathbb{E}[\widehat{\text{GTE}}]$ and GTE have the same sign (termed “sign preservation”) or opposite signs (termed “sign violation”). Under sign preservation, the sign of $\mathbb{E}[\widehat{\text{GTE}}]$ correctly indicates which algorithm is better. Under sign violation, however, the sign of $\mathbb{E}[\widehat{\text{GTE}}]$ leads to an incorrect comparison between the two algorithms.

3 Theoretical results

We now present our theoretical results that characterize various cases for sign violation and sign preservation. We use the big-O notation for the regret rate of algorithms in terms of the horizon T . The notation $f(T) = O(g(T))$ (resp. $f(T) = \Omega(g(T))$) means that there exists a positive constant $c > 0$ such that $f(T) \leq c \cdot g(T)$ (resp. $f(T) \geq c \cdot g(T)$) for all $T \geq 1$. We use the notation $f(T) = \Theta(g(T))$ when both $f(T) = O(g(T))$ and $f(T) = \Omega(g(T))$ hold. We also use the little-o notation where $f(T) = o(g(T))$ means that for every $c > 0$, there exists a constant $T_0 \geq 1$ such that $f(T) \leq c \cdot g(T)$ for all $T \geq T_0$. In all our results, we treat the problem parameters K (the number of arms) and $\{\Delta_k\}_{k \in [K]}$ (the arm gaps), and the algorithm parameters α (the exploration level associated with the UCB and ϵ -greedy algorithms) and C (the multiplicative factor for the exploration probability associated with the ϵ -greedy algorithm) all as constants. That is, the constant c in the big-O and little-o notation is allowed to depend on all these parameters, as long as it is independent from T . The proofs of all theoretical results are included in Appendix C.

3.1 Preliminaries on classic bandit algorithms

We consider the following classes of classic bandit algorithms. We denote by $|\mathcal{H}_{k,t}|$ the number of samples for arm k up to timestep t , and denote by $|\mathcal{H}_t| := \sum_{k \in [K]} |\mathcal{H}_{k,t}| = 2(t-1)$ the total number of samples so far across all arms.

1. The **greedy** algorithm (denoted by **grd**), selects the arm with the highest empirical mean²:

$$\text{grd}(\mathcal{H}_t) = \operatorname{argmax}_{k \in [K]} \frac{1}{|\mathcal{H}_{k,t}|} \sum_{y \in \mathcal{H}_{k,t}} y.$$

2. The **ϵ -greedy** algorithm (denoted by **ϵ -grd**) maintains a sequence of probabilities $\{\epsilon_t\}_{t \in [T]}$ with each $\epsilon_t \in [0, 1]$. At each timestep $t \in [T]$, the ϵ -greedy algorithm selects one of the K arms uniformly at random with probability ϵ_t , and otherwise follows the greedy algorithm with probability $(1 - \epsilon_t)$. We define a class of ϵ -greedy algorithms (denoted by **ϵ -grd $_{\alpha,C}$**) parameterized by a parameter $\alpha \in [0, 1]$ and a constant $C > 0$, where the exploration probability is defined by $\epsilon_t = \min \left\{ 1, \frac{C}{|\mathcal{H}_t|^{1-\alpha}} \right\}$.
3. The **Upper Confidence Bound** algorithm (denoted by **UCB $_{\alpha}$**) maintains a confidence bound for the mean of each arm parameterized by a parameter $\alpha \in [0, 1]$, and selects the arm with the highest empirical mean under optimism:

$$\text{UCB}_{\alpha}(\mathcal{H}_t) = \operatorname{argmax}_{k \in [K]} \frac{1}{|\mathcal{H}_{k,t}|} \sum_{y \in \mathcal{H}_{k,t}} y + \sqrt{\frac{2(|\mathcal{H}_t|^{\alpha} - 1)}{\alpha |\mathcal{H}_{k,t}|}}. \quad (2a)$$

When $\alpha = 0$, we use the fact that $\lim_{\alpha \rightarrow 0} \frac{\kappa^{\alpha} - 1}{\alpha} = \log \kappa$ for any real-valued $\kappa > 0$, so that

$$\text{UCB}_0(\mathcal{H}_t) = \operatorname{argmax}_{k \in [K]} \frac{1}{|\mathcal{H}_{k,t}|} \sum_{y \in \mathcal{H}_{k,t}} y + \sqrt{\frac{2 \log |\mathcal{H}_t|}{|\mathcal{H}_{k,t}|}}. \quad (2b)$$

A few remarks are in order. First, for ease of exposition, we focus on algorithms that depend only on history \mathcal{H}_t and are oblivious to the horizon T . Such algorithms that do not require prior knowledge of the horizon are referred to as “anytime” algorithms. Second, we define the empirical mean of an empty set to be infinity. For the UCB algorithm, we set the confidence interval length of arm k to be infinity if $\mathcal{H}_{k,t}$ is empty. For the ϵ -greedy algorithm, if some $\mathcal{H}_{k,t}$ is empty, the algorithm is required to forgo exploration and instead pull an arm with no history. Under this setup, for all the three algorithms considered above, each arm is guaranteed to be pulled at least once within the first K timesteps, regardless of whether the algorithms share data or run individually.

For both the ϵ -greedy algorithm and the UCB algorithm, a higher value of α corresponds to more exploration, as shown by the higher exploration probability in the ϵ -greedy algorithm, and a larger confidence bound in the UCB algorithm. Setting $\alpha = 0$ yields the most common ϵ -greedy algorithm with $\epsilon = \Theta(\frac{1}{t})$ and UCB algorithm with a confidence interval of length $\Theta(\sqrt{\log t / |\mathcal{H}_{k,t}|})$, both of which incur an optimal $O(\log T)$ regret. Hence, $\alpha = 0$ corresponds to the optimal level of exploration. Different values for the parameter α capture algorithms with different regret performances, formalized in the following result.

Proposition 1. *Consider running an algorithm individually without data sharing. For any $0 \leq \alpha \leq 1$, the expected regret of the UCB algorithm UCB_{α} satisfies*

$$\mathbb{E}[R_T(\text{UCB}_{\alpha})] = \begin{cases} \Theta(\log T) & \text{if } \alpha = 0, \\ \Theta(T^{\alpha}) & \text{if } 0 < \alpha \leq 1. \end{cases}$$

²Ties are broken arbitrarily for all algorithms.

The expected regret of the ϵ -greedy algorithm $\epsilon\text{-}\mathbf{grd}_{\alpha,C}$ with $C \geq \max \left\{ 120K, \frac{16K}{\Delta_{\min}^2} \right\}$ satisfies

$$\mathbb{E}[R_T(\epsilon\text{-}\mathbf{grd}_{\alpha,C})] = \begin{cases} \Theta(\log T) & \text{if } \alpha = 0, \\ \Theta(T^\alpha) & \text{if } 0 < \alpha \leq 1. \end{cases}$$

The proof of this proposition is outlined in Appendix C.2 for completeness. For the ϵ -greedy algorithm, the upper bound of $O(\log T)$ when $\alpha = 0$ is proved in [5, Theorem 3]. The proof of the upper bound $O(T^\alpha)$ when $0 < \alpha \leq 1$ follows the same steps. For the upper bound of the UCB algorithm, our proof is similar to [21, Appendix C] which shows $O(T^\alpha)$ regret for the non-anytime UCB algorithm using the confidence interval $\sqrt{\frac{2(T^\alpha-1)}{\alpha|\mathcal{H}_{k,t}|}}$ instead of $\sqrt{\frac{2(|\mathcal{H}_t|^\alpha-1)}{\alpha|\mathcal{H}_{k,t}|}}$.

3.2 Sign violation

We now present cases where interference from data sharing causes GTE and $\mathbb{E}[\widehat{\text{GTE}}]$ to have opposite signs. We consider the greedy algorithm that is known to incur a linear regret when running individually. Our first result shows that when the greedy algorithm runs jointly with the ϵ -greedy algorithm, its regret reduces to $O(1)$, whereas the regret of the ϵ -greedy algorithm remains the same rate.

Theorem 1. *When we jointly run the greedy algorithm \mathbf{grd} and the ϵ -greedy algorithm $\epsilon\text{-}\mathbf{grd}_{\alpha,C}$ with $C \geq \max \left\{ 80K, \frac{32K}{\Delta_{\min}^2} \right\}$, the expected regrets of the two algorithms under data sharing satisfy*

$$\mathbb{E} [R_T(\mathbf{grd} \mid (\mathbf{grd}, \epsilon\text{-}\mathbf{grd}_{\alpha,C}))] = O(1), \quad (3a)$$

$$\mathbb{E} [R_T(\epsilon\text{-}\mathbf{grd}_{\alpha,C} \mid (\mathbf{grd}, \epsilon\text{-}\mathbf{grd}_{\alpha,C}))] = \begin{cases} \Omega(\log T) & \text{if } \alpha = 0, \\ \Omega(T^\alpha) & \text{if } 0 < \alpha \leq 1. \end{cases} \quad (3b)$$

The proof of this theorem is provided in Appendix C.3. For the greedy algorithm, its regret decreases from being linear to a constant when running jointly with the ϵ -greedy algorithm. For the ϵ -greedy algorithm, combining Theorem 1 and Proposition 1, we find that its regret remains $\Omega(T^\alpha)$ (or $\Omega(\log T)$ when $\alpha = 0$), with or without data sharing. Thus, the expected GTE estimate $\mathbb{E}[\widehat{\text{GTE}}]$ under data sharing is $-\Omega(T^\alpha)$ (or $-\Omega(\log T)$ when $\alpha = 0$), while the true GTE is $\Theta(T)$, giving a sign reversal.

Intuitively, the linear regret of the greedy algorithm stems from its lack of exploration. When paired with the ϵ -greedy algorithm, it benefits from data sharing and effectively receives exploration samples at no cost. In this sense, data sharing provides a “free ride” for the greedy algorithm. Following this intuition of a free ride for the greedy algorithm, we demonstrate a similar result when pairing the greedy algorithm with the UCB algorithm.

Theorem 2. *When we jointly run the greedy algorithm \mathbf{grd} and the UCB algorithm UCB_α , the expected regrets of the two algorithms under data sharing satisfy*

$$\mathbb{E} [R_T(\mathbf{grd} \mid (\mathbf{grd}, \text{UCB}_\alpha))] = O(1), \quad (4a)$$

$$\mathbb{E} [R_T(\text{UCB}_\alpha \mid (\mathbf{grd}, \text{UCB}_\alpha))] = \begin{cases} \Omega(\log T) & \text{if } \alpha = 0, \\ \Omega(T^\alpha) & \text{if } 0 < \alpha \leq 1. \end{cases} \quad (4b)$$

The proof of this theorem is provided in Appendix C.4. Similar to Theorem 1, we find that the linear regret of the greedy algorithm decreases to a constant when running jointly with the UCB algorithm, while the regret of the UCB algorithm remains the same order, with or without data sharing. The expected GTE estimate under data sharing is again $-\Omega(T^\alpha)$ (or $-\Omega(\log T)$ when $\alpha = 0$) whereas the true GTE is $\Theta(T)$, indicating opposite signs between the expected GTE estimate and the true GTE.

Generalizing these two examples, we now define a general class of anytime algorithms. When the greedy algorithm runs jointly with any algorithm in this class under data sharing, the greedy algorithm incurs only a constant regret. For any two algorithms \mathcal{A} and \mathcal{A}' , we denote by $N_{k,t}(\mathcal{A} \mid (\mathcal{A}, \mathcal{A}'))$ the number of pulls of arm k by algorithm \mathcal{A} before timestep t , when it runs jointly with algorithm \mathcal{A}' .

Theorem 3. *Let $c > 0$ be a constant that depends only on $K, \{\Delta_k\}_{k \in [K]}, \alpha$ and C . Consider jointly running the greedy algorithm with any anytime algorithm \mathcal{A} . Suppose that for any $T \geq 1$, the algorithm \mathcal{A} satisfies*

$$\mathbb{P} \left(N_{k^*,T}(\mathcal{A} \mid (\mathcal{A}, \text{grad})) \leq \frac{4}{\Delta_{\min}^2} \log T \right) < \frac{c}{T^2}. \quad (5)$$

Then under data sharing, the regret incurred by the greedy algorithm satisfies

$$\mathbb{E} [R_T(\text{grad} \mid (\mathcal{A}, \text{grad}))] < c',$$

where $c' > 0$ is a constant that depends only on the constant c and the arm gaps $\{\Delta_k\}_{k \in [K]}$.

The proof of this theorem is provided in Appendix C.5. The high-probability bound (5) is a mild condition, as it concerns only the number of times that the *optimal* arm is pulled. For any algorithm with a sublinear regret, the optimal arm is expected to be pulled $T - o(T)$ times. The bound (5) merely requires the optimal arm to be pulled $\Omega(\log T)$ times with high probability. Theorems 1 and 2 are established by proving condition (5) for the ϵ -greedy and UCB algorithms, respectively. In Appendix A, we consider a variant setting with one-way data sharing, where one algorithm runs individually using its own data, whereas the other algorithm has access to the data by both algorithms. Under this one-way data sharing, we provide additional results for the EXP3 algorithm.

We emphasize that the $O(1)$ regret for the greedy algorithm is non-trivial to show, as we cannot rely on standard regret analysis in the literature. In the literature, the desired regret bound is often of order $\log T$. It then suffices to consider the case when a suboptimal arm has already been pulled $\Omega(\log T)$ times—by which point the empirical mean of this arm nicely concentrates around its true mean—and bound the number of additional pulls. In contrast, to show a constant regret, we need to bound the number of pulls on each suboptimal arm from the beginning, before concentration happens to the empirical means of the arms. A natural alternative approach is to consider the case when a suboptimal is pulled by *the other algorithm* an order of $\log T$ times, and bound the additional number of pulls by the greedy algorithm. When running a single algorithm, prior work has shown that if there are $\Omega(\log T)$ samples of auxiliary historical data for a suboptimal arm k , then this arm will only be pulled a constant number of additional times, resulting in a constant regret [47]. A similar argument may show that the greedy algorithm pulls the suboptimal arm a constant number of times if the other algorithm has already pulled it $\Omega(\log T)$ times. However, if the other algorithm has $O(\log T)$ regret (say the UCB algorithm), it will take $\Omega(T)$ timesteps before

it pulls any suboptimal arm $\Omega(\log T)$ times. By that point, the greedy algorithm may have already incurred a linear regret! Therefore, our proof requires new ways to carefully track the regret as a function of the number of existing arm pulls.

Our proof strategy is to decompose a pull on any suboptimal arm k by considering two causes: the empirical mean of arm k does not concentrate, or the empirical mean of the optimal arm k^* does not concentrate. In the latter case, condition (5) ensures that algorithm \mathcal{A} supplies $\Omega(\log T)$ samples on the optimal arm k^* , so that the probability that the empirical mean of the optimal arm k^* does not concentrate is low. In the former case, one concern is that the greedy algorithm is “stuck” and keeps pulling arm k for a long time. However, each pull on arm k contributes towards the concentration of its empirical mean: considering the event where “the greedy algorithm pulls arm k because the empirical mean of arm k does not concentrate” allows us to take a union bound over the number of samples to control the probability of non-concentration of this arm, as opposed to over the timesteps (where the number of samples may stay the same over many timesteps).

3.3 Sign preservation

The previous results illustrate scenarios in which data sharing flips the sign of the expected GTE estimate. A natural follow-up question is whether there exist settings where the interference introduced by data sharing does not affect the resulting comparison, or equivalently, the sign of the expected GTE estimate. We show that if both algorithms belong to the parameterized class of ϵ -greedy or UCB algorithms, then the sign of the expected GTE estimate is preserved.

Theorem 4. *When we jointly run two ϵ -greedy algorithms $\epsilon\text{-grd}_{\alpha_1, C}$ and $\epsilon\text{-grd}_{\alpha_2, C}$ with $0 \leq \alpha_1 < \alpha_2 \leq 1$ and $C \geq \max \left\{ 120K, \frac{32K}{\Delta_{\min}^2} \right\}$, the expected regrets of the two algorithms under data sharing satisfy*

$$\mathbb{E} [R_T(\epsilon\text{-grd}_{\alpha_1, C} \mid (\epsilon\text{-grd}_{\alpha_1, C}, \epsilon\text{-grd}_{\alpha_2, C}))] = \begin{cases} \Theta(\log T) & \text{if } \alpha_1 = 0, \\ \Theta(T^{\alpha_1}) & \text{if } 0 < \alpha_1 \leq 1, \end{cases}$$

$$\mathbb{E} [R_T(\epsilon\text{-grd}_{\alpha_2, C} \mid (\epsilon\text{-grd}_{\alpha_2, C}, \epsilon\text{-grd}_{\alpha_1, C}))] = \Theta(T^{\alpha_2}).$$

The proof of this theorem is provided in Appendix C.6. Looking at Theorem 4 together with Proposition 1, we find that the regret of the $\epsilon\text{-grd}_{\alpha, C}$ algorithm remains $\Theta(T^\alpha)$ (or $\Theta(\log T)$ when $\alpha = 0$) when running jointly with another ϵ -greedy algorithm. As a result, the sign of the expected GTE estimate is preserved when comparing two ϵ -greedy algorithms: the one with the higher value of α incurs a higher regret, both with and without data sharing.

Intuitively, the reason that $\epsilon\text{-grd}_{\alpha_2, C}$ performs worse than $\epsilon\text{-grd}_{\alpha_1, C}$ is due to over-exploration: it explores more aggressively than $\epsilon\text{-grd}_{\alpha_1, C}$. Under data sharing, the probability of selecting each arm remains lower bounded by the exploration probability ϵ_t , so ϵ -greedy algorithms continue to over-explore. A similar phenomenon holds for UCB algorithms, as formalized below.

Theorem 5. *When we jointly run two UCB algorithms UCB_{α_1} and UCB_{α_2} with $0 \leq \alpha_1 < \alpha_2 < 1$, the expected regrets of the two algorithms under data sharing satisfy*

$$\mathbb{E} [R_T(UCB_{\alpha_1} \mid (UCB_{\alpha_1}, UCB_{\alpha_2}))] = \begin{cases} O(\log T) & \text{if } \alpha_1 = 0, \\ O(T^{\alpha_1}) & \text{if } 0 < \alpha_1 \leq 1, \end{cases}$$

$$\mathbb{E} [R_T(UCB_{\alpha_2} \mid (UCB_{\alpha_1}, UCB_{\alpha_2}))] = \Theta(T^{\alpha_2}).$$

The proof of this theorem is provided in Appendix C.7. The sign of the expected GTE estimate is again preserved when comparing two UCB algorithms: the one with the higher value of α incurs a higher regret, both with and without data sharing. Similar to the case of ϵ -greedy algorithms, the reason that UCB_{α_2} performs worse than UCB_{α_1} is due to over-exploration: even under data sharing, UCB_{α_2} requires approximately $\Theta(T^{\alpha_2})$ samples of a suboptimal arm to achieve a sufficiently small confidence bound, while UCB_{α_1} can only contribute $O(T^{\alpha_1})$ such samples.

These two results together show that if both algorithms sufficiently explore to achieve sublinear regrets when running individually, the sign of the expected GTE estimate is preserved under data sharing as their performance is determined by the level of exploration, which is inherent to the algorithms and thus unaffected by sharing data. In practice, if a company carefully designs algorithms that perform reasonably well when running individually, the A/B experiments lead to the correct conclusions despite data sharing.

4 Simulation

We now present simulation studies that validate our theoretical results and explore additional settings, including using the probability of correct comparison as the performance metric and examining the impact of a misspecified prior. We consider $K = 2$ arms for simplicity, where rewards are drawn from Bernoulli distributions with means $\mu_1 = 0.8$ and $\mu_2 = 0.2$. The horizon of the problem is $T = 100$ unless otherwise specified. For the ϵ -greedy algorithm $\epsilon\text{-grd}_{\alpha,C}$, we set its exploration constant to be $C = 1$ for simplicity. In all simulations, each data point is based on 10,000 runs. Error bars (barely visible) indicate the standard error of the mean. All code for simulation is provided at <https://github.com/jingyanw/bandit-data-sharing>.

4.1 Sign violation and preservation

Sign violation. Following the setting considered in Section 3.2, we run the greedy algorithm jointly with the ϵ -greedy algorithm (with $\alpha = 0$) or the UCB algorithm (with $\alpha = 0$) under data sharing, shown in Figure 3. The results are consistent with Theorems 1 and 2. In both cases, while the greedy algorithm incurs a linear regret when running individually, its regret decreases significantly and outperforms the other algorithm when running jointly. We observe that the regret of the ϵ -greedy and UCB algorithms also decrease notably under data sharing, suggesting that they also benefit from the shared data, though not as much as the greedy algorithm does. In addition, when we increase the exploration level by the ϵ -greedy algorithm by increasing the value of C to be greater than 1, the regret of the greedy algorithm further decreases (not shown).

Sign preservation. Figure 4 considers the classes of ϵ -greedy or UCB algorithms. The individual run shows the regret of a single algorithm as a function of the exploration parameter α , and the joint run shows the difference between the regrets of two algorithms within the same class under data sharing. When an algorithm runs individually, as expected from Proposition 1, the regret increases in α as the algorithm starts to over-explore. Then within each class, we run a pair of algorithms with parameters α_1 and α_2 jointly. When algorithm 1 and algorithm 2 run jointly, we measure the difference between the regrets of the two algorithms $\mathbb{E}[R(\mathcal{A}_{\alpha_1} \mid (\mathcal{A}_{\alpha_1}, \mathcal{A}_{\alpha_2}))] - \mathbb{E}[R(\mathcal{A}_{\alpha_2} \mid (\mathcal{A}_{\alpha_1}, \mathcal{A}_{\alpha_2}))]$. We observe that algorithm 1 incurs a higher regret (red color) when $\alpha_1 > \alpha_2$ (left upper triangle),

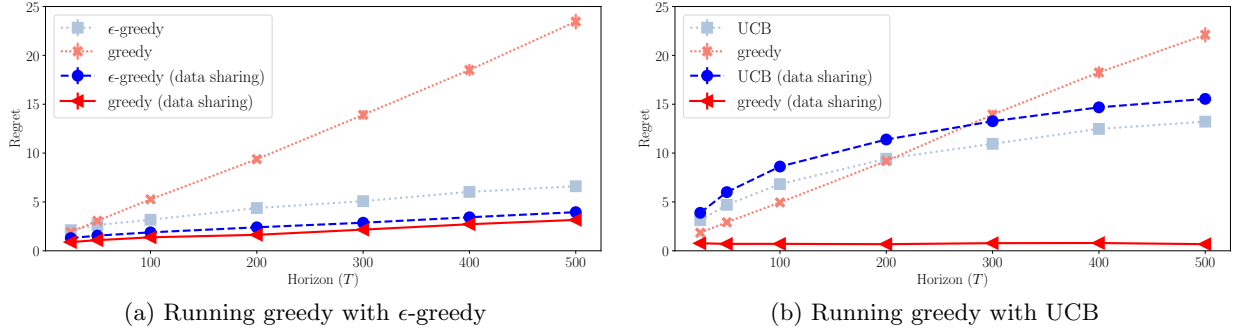


Figure 3: Sign violation. The greedy algorithm runs jointly with the ϵ -greedy or UCB algorithm.

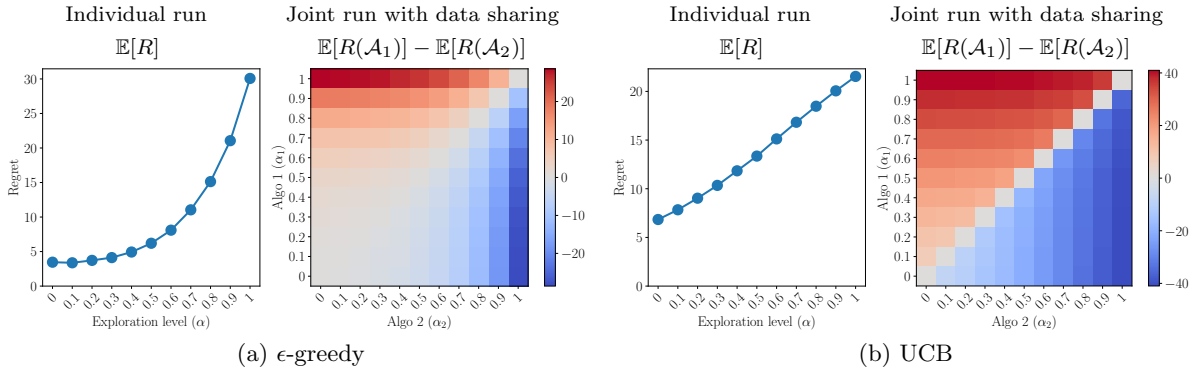


Figure 4: Sign preservation. Red color means that algorithm 1 is worse than algorithm 2; blue color means that algorithm 1 is better than algorithm 2. (Best viewed in color.)

and a lower regret (blue color) when $\alpha_1 < \alpha_2$ (right bottom triangle). Hence, the sign of the comparison between the two algorithms is preserved under data sharing.

4.2 Probability of correct comparison

In practice, the comparison between two algorithms is made by running an A/B experiment once or a few times. So far we have examined the *expected* regret $\mathbb{E}[R(\mathcal{A}_1 | (\mathcal{A}_1, \mathcal{A}_2))] - \mathbb{E}[R(\mathcal{A}_2 | (\mathcal{A}_1, \mathcal{A}_2))]$. Now we also examine the probability of correctness in comparing the *stochastic* regrets, that is, $\mathbb{P}(R(\mathcal{A}_1 | (\mathcal{A}_1, \mathcal{A}_2)) > R(\mathcal{A}_2 | (\mathcal{A}_1, \mathcal{A}_2)))$, where the regrets of the two algorithms are computed from the same run of Algorithm 1. In Figure 5, we compute the probability $\mathbb{P}(R(\mathcal{A}_1) > R(\mathcal{A}_2))$ when running each algorithm individually and the probability $\mathbb{P}(R(\mathcal{A}_1 | (\mathcal{A}_1, \mathcal{A}_2)) > R(\mathcal{A}_2 | (\mathcal{A}_1, \mathcal{A}_2)))$ when running them jointly. For both cases, we observe that the probability of the better algorithm incurring a lower regret is greater than 0.5, as indicated by upper left triangle being red and the bottom right triangle being blue. Interestingly, we empirically observe that the comparison has a higher accuracy when two UCB algorithms run jointly than individually. We posit that the higher accuracy comes from sharing the same randomness in reward samples for the two algorithms. Algorithms in general tend to achieve a lower regret on “easy” instances where the reward samples of the best arm are high (so that the best arm is easily identified), and higher regret on “hard” instances where the reward samples of the best arm are low. When both algorithms run individually,

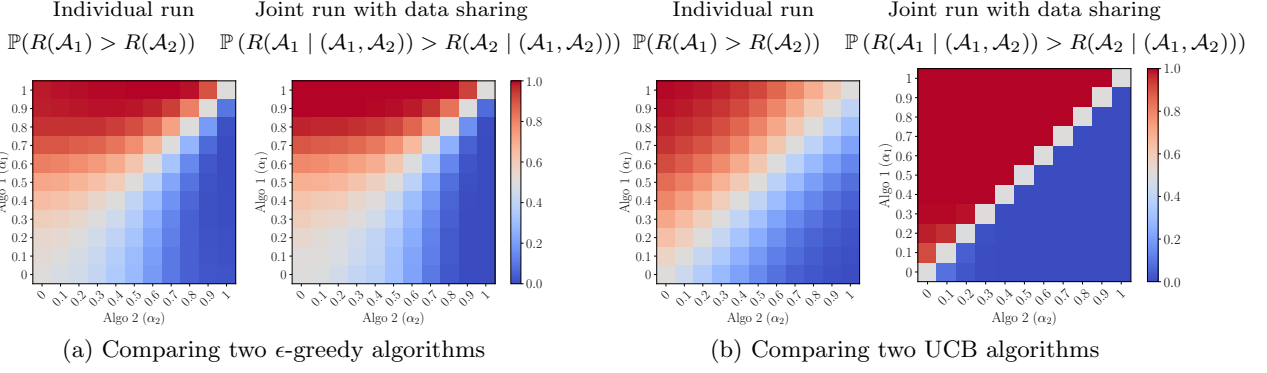


Figure 5: Comparison of stochastic regret. Red color means that algorithm 1 performs worse than algorithm 2 with probability greater than 0.5; blue color means algorithm 1 performs better than algorithm 2 with probability greater than 0.5. (Best viewed in color.)

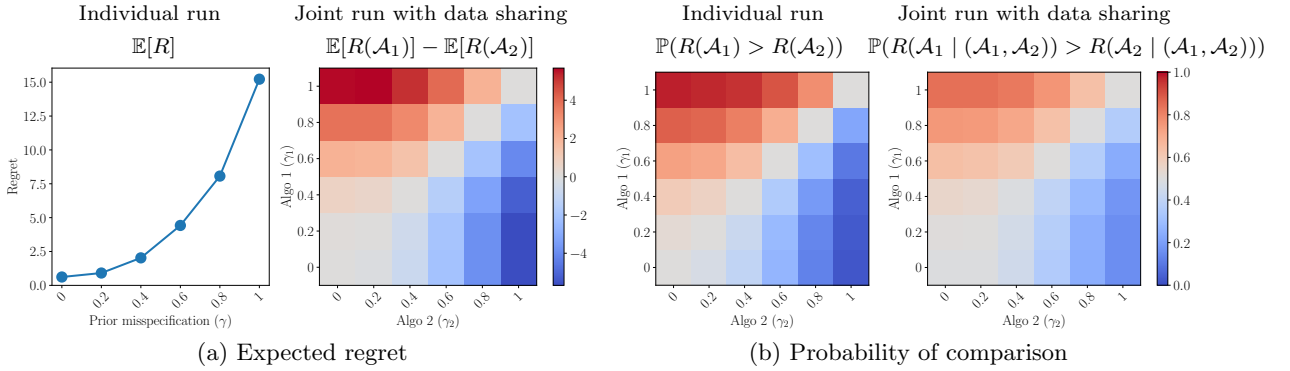


Figure 6: Thompson sampling. Red color means that algorithm 1 is worse than algorithm 2; blue color means algorithm 1 is better than algorithm 2. (Best viewed in color.)

a comparison may be incorrect if the worse algorithm incurs a low regret on an “easy” instance, and the better algorithm incurs a high regret on a “hard” instance. However, when running two algorithms jointly on the same instance, their relative ordering of performance is retained.

4.3 Misspecified prior in Thompson sampling

We have so far characterized the performance of algorithms through the level of exploration versus exploitation. Are there other dimensions that capture an algorithm’s performance? We now examine algorithms’ performance in terms of the accuracy of their priors.

We consider Thompson sampling with a prior size of $m = 5$. Thompson sampling algorithm is described in Algorithm 3 in Appendix B. For a parameter $\gamma \in [0, 1]$, we set the prior of arm 1 (better arm) as $\text{Beta}(m(1 - \gamma), m\gamma)$ and the prior of arm 2 (worse arm) as $\text{Beta}(m\gamma, m(1 - \gamma))$. Informally, a prior of $\text{Beta}(m\gamma, m(1 - \gamma))$ can be thought of as having m Bernoulli observations with γ fraction of value 1 and $(1 - \gamma)$ fraction of value 0. Hence, a small value of γ means that the algorithm has a stronger belief that arm 1 is indeed the better arm. Each algorithm holds its own prior and the prior is not shared across the two algorithms.

Figure 6 shows the regret of a single algorithm in an individual run, and the difference between the regrets of two algorithms in a joint run, in terms of both the expected regret and the probability

of correct comparison. We again observe that the better algorithm when running individually remains better when running jointly in terms of both metrics; in other words, the comparison is preserved under data sharing. Interestingly, contrary to Figure 5(b) from the previous section, we empirically observe that the comparison has a lower accuracy when the two algorithms run jointly than individually. We posit that the shared data helps the algorithm with the worse prior correct its misspecification more quickly, and hence decreases the performance gap between the two algorithms when running jointly.

5 Discussion

We connect causal inference with bandit algorithms through analyzing A/B experiments on recommendation algorithms. We identify different cases where the sign of the expected GTE estimate is correct or incorrect under symbiosis bias, and provide intuition for these results in terms of the tradeoff between exploration and exploitation.

Our causal inference perspective allows us to identify new bandit formulations. The A/B experiment setup motivates us to focus on comparing standard algorithms under data sharing that are optimized to run individually, contrary to extensive prior work that designs new algorithms tailored to the cooperative setting. With the goal of estimating the GTE in mind, data sharing is no longer a “feature” (providing flexibility to algorithm design) but a “bug” (introducing bias for GTE estimation), and we hope that our work will inspire future research in overcoming different types of interference when comparing the performance of online algorithms. The bandit formulation, at the same time, provides us new views for causal inference. Evaluating adaptive learning algorithms rather than fixed policies draws attention to dynamic settings in causal inference, and as we have seen in this paper, such settings often require different tools from those used in classical A/B experiments.

While we study this problem in the context of recommendation systems, our results serve as an important initial step towards evaluating more sophisticated algorithms and dynamic systems that interact with people. Some examples include comparing reinforcement learning algorithms for healthcare interventions, and language models that converse with people.

Limitations. We discuss several limitations of our model. First, we assume that user preferences are homogeneous, so that in the bandit formulation, users have the same reward distribution for any arm, and the algorithm does not need to account for any personalization. Imagine an extreme case where a separate personalized model is trained for each user, then data from other users will have minimal impact on this personalized model focused on a single user, eliminating symbiosis bias. Hence, the level of personalization may be another dimension that captures the impact of symbiosis bias. Second, changes in the reward distribution may also arise if users repeatedly interact with the recommendation system. Third, our model does not account for other types of interference such as network effects or inventory constraints in two-sided marketplaces. Our results suggest that symbiosis bias does not impact the sign of the expected GTE estimate in many cases, yet practitioners still need to carefully examine if our assumptions hold for their particular use cases before drawing such conclusions.

Open problems. Our results inspire a number of open questions. On the theoretical front, one question is to extend our results on sign preservation to general sublinear-regret algorithms beyond

certain parameterized classes. One step towards this goal may involve identifying a measure to capture the balance of exploration versus exploitation for general algorithms. Another question is to extend our bias analysis using the expected regret to the probability of correctness for the stochastic regret, along the line of the simulation conducted in Section 4.2. More broadly, our work inspires future work on designing better experimental procedures. It would be useful to consider variants of Algorithm 1, for example, by syncing data between the two algorithms only at certain timesteps, or using an adaptive meta-algorithm to assign users to the two groups as opposed to assigning uniformly at random. So far we assume that the recommendation algorithm chooses a single item (arm) to present to the user. Following prior work on interleaving items recommended by the treatment and control algorithms to users, a second question is to jointly design this interleaving ranking along with the corresponding GTE estimator under data sharing. Furthermore, it would be valuable to establish guidelines for companies to design A/B experiments, for example, in terms of how to balance the number of repetitions of an experiment versus the horizon T within each repetition. Finally, our intuition from Figure 2 makes us conjecture that there is no experimental procedure that preserves the sign for all possible algorithms, and it is an open question to formalize (or disprove) this impossibility claim.

Acknowledgments

We thank Ramesh Johari, Yusha Liu, Ashwin Pananjady, and Chao Qin for helpful comments and discussions.

References

- [1] Alekh Agarwal, Haipeng Luo, Behnam Neyshabur, and Robert E. Schapire. Corraling a band of bandit algorithms. In Satyen Kale and Ohad Shamir, editors, *Conference on Learning Theory*, volume 65 of *Proceedings of Machine Learning Research*, pages 12–38. PMLR, 2017.
- [2] Shipra Agrawal and Navin Goyal. Analysis of Thompson Sampling for the multi-armed bandit problem. In *Annual Conference on Learning Theory*, volume 23 of *Proceedings of Machine Learning Research*, pages 39.1–39.26. PMLR, 2012.
- [3] Guy Aridor, Yishay Mansour, Aleksandrs Slivkins, and Steven Wu. Competing bandits: The perils of exploration under competition. *ACM Transactions on Economics and Computation*, 2025.
- [4] Peter M Aronow and Cyrus Samii. Estimating average causal effects under general interference, with application to a social network experiment. *The Annals of Applied Statistics*, 11(4):1912–1947, 2017.
- [5] Peter Auer, Nicolo Cesa-Bianchi, and Paul Fischer. Finite-time analysis of the multiarmed bandit problem. *Machine learning*, 47:235–256, 2002.
- [6] Peter Auer, Nicolo Cesa-Bianchi, Yoav Freund, and Robert E Schapire. The nonstochastic multiarmed bandit problem. *SIAM journal on computing*, 32(1):48–77, 2002.
- [7] Patrick Bajari, Brian Burdick, Guido W Imbens, Lorenzo Masoero, James McQueen, Thomas Richardson, and Ido M Rosen. Multiple randomization designs. *arXiv preprint arXiv:2112.13495*, 2021.
- [8] Idan Barnea, Tal Lancewicki, and Yishay Mansour. Individual regret in cooperative stochastic multi-armed bandits. *arXiv preprint arXiv:2411.06501*, 2024.

- [9] Iavor Bojinov, David Simchi-Levi, and Jinglong Zhao. Design and analysis of switchback experiments. *Management Science*, 69(7):3759–3777, 2023.
- [10] Patrick Bolton and Christopher Harris. Strategic experimentation. *Econometrica*, 67(2):349–374, 1999.
- [11] Etienne Boursier and Vianney Perchet. A survey on multi-player bandits. *Journal of Machine Learning Research*, 25(137):1–45, 2024.
- [12] Jennifer Brennan, Yahu Cong, Yiwei Yu, Lina Lin, Yajun Peng, Changping Meng, Ningren Han, Jean Pouget-Abadie, and David M. Holtz. Reducing symbiosis bias through better A/B tests of recommendation algorithms. In *Proceedings of the ACM on Web Conference 2025*, pages 3702–3715, 2025.
- [13] Niladri Chatterji, Vidya Muthukumar, and Peter Bartlett. OSOM: A simultaneously optimal algorithm for multi-armed and linear contextual bandits. In *International Conference on Artificial Intelligence and Statistics*, volume 108, pages 1844–1854. PMLR, 2020.
- [14] Mayleen Cortez-Rodriguez, Matthew Eichhorn, and Christina Lee Yu. Exploiting neighborhood interference with low-order interactions under unit randomized design. *Journal of Causal Inference*, 11(1):20220051, 2023.
- [15] Dean Eckles, Brian Karrer, and Johan Ugander. Design and analysis of experiments in networks: Reducing bias from interference. *Journal of Causal Inference*, 5(1):20150021, 2017.
- [16] Vivek Farias, Andrew Li, Tianyi Peng, and Andrew Zheng. Markovian interference in experiments. In *Advances in Neural Information Processing Systems*, volume 35, pages 535–549. Curran Associates, Inc., 2022.
- [17] Dylan J. Foster, Akshay Krishnamurthy, and Haipeng Luo. Model selection for contextual bandits. In *Advances in Neural Information Processing Systems*, volume 32. Curran Associates, Inc., 2019.
- [18] Peter W Glynn, Ramesh Johari, and Mohammad Rasouli. Adaptive experimental design with temporal interference: A maximum likelihood approach. In *Advances in Neural Information Processing Systems*, volume 33, pages 15054–15064. Curran Associates, Inc., 2020.
- [19] Ali Goli, Anja Lambrecht, and Hema Yoganasimhan. A bias correction approach for interference in ranking experiments. *Marketing Science*, 43(3):590–614, 2024.
- [20] Hongbo Guo, Ruben Naeff, Alex Nikulkov, and Zheqing Zhu. Evaluating online bandit exploration in large-scale recommender system. *arXiv preprint arXiv:2304.02572*, 2023.
- [21] Wenshuo Guo, Kumar Krishna Agrawal, Aditya Grover, Vidya K. Muthukumar, and Ashwin Pananjady. Learning from an exploring demonstrator: Optimal reward estimation for bandits. In *International Conference on Artificial Intelligence and Statistics*, Proceedings of Machine Learning Research, pages 6357–6386. PMLR, 2022.
- [22] Viet Ha-Thuc, Avishek Dutta, Ren Mao, Matthew Wood, and Yunli Liu. A counterfactual framework for seller-side A/B testing on marketplaces. In *International ACM SIGIR Conference on Research and Development in Information Retrieval (SIGIR)*, pages 2288–2296, New York, NY, USA, 2020. Association for Computing Machinery.
- [23] Mahyar Habibi, Zahra Khanalizadeh, and Negar Ziaieian. Prioritized ranking experimental design using recommender systems in two-sided platforms. *arXiv preprint arXiv:2502.09806*, 2025.
- [24] Vitor Hadad, David A Hirshberg, Ruohan Zhan, Stefan Wager, and Susan Athey. Confidence intervals for policy evaluation in adaptive experiments. *Proceedings of the National Academy of Sciences*, 118(15):e2014602118, 2021.

- [25] Qiyu Han, Will Wei Sun, and Yichen Zhang. Online statistical inference for matrix contextual bandit. *arXiv preprint arXiv:2212.11385*, 2022.
- [26] Christopher Harshaw, Fredrik Sävje, David Eisenstat, Vahab Mirrokni, and Jean Pouget-Abadie. Design and analysis of bipartite experiments under a linear exposure-response model. *Electronic Journal of Statistics*, 17(1):464–518, 2023.
- [27] Chris Hays and Manish Raghavan. Double machine learning for causal inference under shared-state interference. *arXiv preprint arXiv:2504.08836*, 2025.
- [28] Jiafan He, Yifei Min, Tianhao Wang, and Quanquan Gu. A simple and provably efficient algorithm for asynchronous federated contextual linear bandits. In *Advances in Neural Information Processing Systems*. Curran Associates Inc., 2022.
- [29] David Holtz, Ruben Lobel, Inessa Liskovich, and Sinan Aral. Reducing interference bias in online marketplace pricing experiments. *arXiv preprint arXiv:2004.12489*, 2020.
- [30] Yuchen Hu and Stefan Wager. Switchback experiments under geometric mixing. *arXiv preprint arXiv:2209.00197*, 2022.
- [31] Michael G Hudgens and M Elizabeth Halloran. Toward causal inference with interference. *Journal of the american statistical association*, 103(482):832–842, 2008.
- [32] Johannes Hörner and Andrzej Skrzypacz. *Learning, Experimentation, and Information Design*, pages 63–98. Econometric Society Monographs. Cambridge University Press, 2017.
- [33] Amir H. Jadidinejad, Craig Macdonald, and Iadh Ounis. Using exploration to alleviate closed loop effects in recommender systems. In *International ACM SIGIR Conference on Research and Development in Information Retrieval*, pages 2025–2028. Association for Computing Machinery, 2020.
- [34] Meena Jagadeesan, Michael I. Jordan, and Nika Haghtalab. Competition, alignment, and equilibria in digital marketplaces. In *AAAI Conference on Artificial Intelligence*. AAAI Press, 2023.
- [35] Ramesh Johari, Hannah Li, Inessa Liskovich, and Gabriel Y Weintraub. Experimental design in two-sided platforms: An analysis of bias. *Management Science*, 68(10):7069–7089, 2022.
- [36] Ramesh Johari, Hannah Li, Anushka Murthy, and Gabriel Y. Weintraub. When does interference matter? Decision-making in platform experiments. *arXiv preprint arXiv:2410.06580*, 2024.
- [37] Michael P Leung. Treatment and spillover effects under network interference. *Review of Economics and Statistics*, 102(2):368–380, 2020.
- [38] Hannah Li, Geng Zhao, Ramesh Johari, and Gabriel Y Weintraub. Interference, bias, and variance in two-sided marketplace experimentation: Guidance for platforms. In *Proceedings of the ACM Web Conference 2022*, pages 182–192, 2022.
- [39] Shuangning Li, Ramesh Johari, Xu Kuang, and Stefan Wager. Experimenting under stochastic congestion. *arXiv preprint arXiv:2302.12093*, 2023.
- [40] Biyanka Liang and Iavor Bojinov. An experimental design for anytime-valid causal inference on multi-armed bandits. *arXiv preprint arXiv:2311.05794*, 2023.
- [41] Min Liu, Jialiang Mao, and Kang Kang. Trustworthy and powerful online marketplace experimentation with budget-split design. In *ACM SIGKDD Conference on Knowledge Discovery & Data Mining*, pages 3319–3329. Association for Computing Machinery, 2021.

- [42] Preetam Nandy, Divya Venugopalan, Chun Lo, and Shaunak Chatterjee. A/B testing for recommender systems in a two-sided marketplace. In *Advances in Neural Information Processing Systems*. Curran Associates Inc., 2021.
- [43] Jean Pouget-Abadie, Kevin Aydin, Warren Schudy, Kay Brodersen, and Vahab Mirrokni. Variance reduction in bipartite experiments through correlation clustering. In *Advances in Neural Information Processing Systems*, volume 32. Curran Associates, Inc., 2019.
- [44] Abishek Sankararaman, Ayalvadi Ganesh, and Sanjay Shakkottai. Social learning in multi agent multi armed bandits. *Proceedings of the ACM on Measurement and Analysis of Computing Systems*, 3(3), 2019.
- [45] Yevgeny Seldin, Nicolò Cesa-Bianchi, Peter Auer, François Laviolette, and John Shawe-Taylor. PAC-Bayes-Bernstein inequality for martingales and its application to multiarmed bandits. In *Proceedings of the Workshop on On-line Trading of Exploration and Exploitation 2*, pages 98–111. JMLR Workshop and Conference Proceedings, 2012.
- [46] Yevgeny Seldin, Csaba Szepesvári, Peter Auer, and Yasin Abbasi-Yadkori. Evaluation and analysis of the performance of the EXP3 algorithm in stochastic environments. In *Proceedings of the Tenth European Workshop on Reinforcement Learning*, volume 24 of *Proceedings of Machine Learning Research*, pages 103–116. PMLR, 2013.
- [47] Pannagadatta Shivaswamy and Thorsten Joachims. Multi-armed bandit problems with history. In *International Conference on Artificial Intelligence and Statistics*, volume 22 of *Proceedings of Machine Learning Research*, pages 1046–1054. PMLR, 2012.
- [48] Nian Si. Tackling interference induced by data training loops in A/B tests: A weighted training approach. *arXiv preprint arXiv:2310.17496*, 2024.
- [49] David Simchi-Levi and Chonghuan Wang. Multi-armed bandit experimental design: Online decision-making and adaptive inference. In *International Conference on Artificial Intelligence and Statistics*, pages 3086–3097. PMLR, 2023.
- [50] Aleksandrs Slivkins. Introduction to multi-armed bandits. *Foundations and Trends® in Machine Learning*, 12(1-2):1–286, 2019.
- [51] Johan Ugander and Hao Yin. Randomized graph cluster randomization. *Journal of Causal Inference*, 11(1):20220014, 2023.
- [52] Yan Wang and Shan Ba. Producer-side experiments based on counterfactual interleaving designs for online recommender systems. *arXiv preprint arXiv:2310.16294*, 2023.
- [53] Zhi Wang, Chicheng Zhang, Manish Kumar Singh, Laurel Riek, and Kamalika Chaudhuri. Multitask bandit learning through heterogeneous feedback aggregation. In *International Conference on Artificial Intelligence and Statistics*, volume 130 of *Proceedings of Machine Learning Research*, pages 1531–1539. PMLR, 2021.
- [54] Ruoxuan Xiong, Alex Chin, and Sean J Taylor. Data-driven switchback experiments: Theoretical tradeoffs and empirical bayes designs. *arXiv preprint arXiv:2406.06768*, 2024.
- [55] Junwen Yang, Tianyuan Jin, and Vincent Y. F. Tan. Multi-armed bandits with abstention. *arXiv preprint arXiv:2402.15127*, 2024.
- [56] Zikun Ye, Dennis J Zhang, Heng Zhang, Renyu Zhang, Xin Chen, and Zhiwei Xu. Cold start to improve market thickness on online advertising platforms: Data-driven algorithms and field experiments. *Management Science*, 69(7):3838–3860, 2023.

- [57] Donggyu Yun, Alexandre Proutiere, Sunyeong Ahn, Jinwoo Shin, and Yung Yi. Multi-armed bandit with additional observations. *Proceedings of the ACM on Measurement and Analysis of Computing Systems*, 2(1), 2018.
- [58] Ruohan Zhan, Vitor Hadad, David A Hirshberg, and Susan Athey. Off-policy evaluation via adaptive weighting with data from contextual bandits. In *Proceedings of the 27th ACM SIGKDD Conference on Knowledge Discovery & Data Mining*, pages 2125–2135, 2021.
- [59] Kelly Zhang, Lucas Janson, and Susan Murphy. Inference for batched bandits. In *Advances in Neural Information Processing Systems*, volume 33, pages 9818–9829. Curran Associates, Inc., 2020.
- [60] Jingxuan Zhu and Ji Liu. Distributed multiarmed bandits. *IEEE Transactions on Automatic Control*, 68(5):3025–3040, 2023.
- [61] Zhihua Zhu, Zheng Cai, Liang Zheng, and Nian Si. Seller-side experiments under interference induced by feedback loops in two-sided platforms. *arXiv preprint arXiv:2401.15811*, 2024.

A Additional results on the EXP3 algorithm

The EXP3 algorithm, presented in Algorithm 2 and denoted by **EXP3**, is originally designed for adversarial bandit problems [6], but also recently attracts attention in the stochastic bandit setting [45, 46]. By [45, Theorem 4], running the EXP3 algorithm individually yields the following regret bound.

Proposition 2. *For every $T \geq 1$, the regret of the EXP3 algorithm satisfies*

$$\mathbb{E}[R_T(\text{EXP3})] = O(T^{2/3}(\log T)^{1/2}).$$

While careful tuning of the parameter ε_t in Algorithm 2 may further improve the regret rate, we stick with the setting $\varepsilon_t = \min\{1/K, K^{-2/3}t^{-1/3}\}$ for simplicity.

We consider a different setting of data sharing, where the greedy algorithm uses the data generated by the EXP3 algorithm, but the EXP3 algorithm does not use data from the greedy algorithm. This one-way data sharing setting is for technical convenience. Specifically, in the definition of the EXP3 algorithm, it requires not only the observed reward Y_t but also the sampling probability $\tilde{\rho}_t(k)$ associated with the selected arm k in Line 6 of Algorithm 2. However, this sampling probability is not well-defined for the samples shared by the greedy algorithm. Hence, we assume for simplicity that the EXP3 algorithm only utilizes data generated by itself.

Under this one-way data sharing, we denote the regret of the greedy algorithm by $\mathbb{E}[R_T(\text{grd} \mid \text{EXP3} \rightarrow \text{grd})]$ to emphasize that only the EXP3 algorithm supplies data to the greedy algorithm. Since the greedy algorithm does not supply data to the EXP3 algorithm, we have $\mathbb{E}[R_T(\text{EXP3} \mid \text{EXP3} \rightarrow \text{grd})] = \mathbb{E}[R_T(\text{EXP3})]$. We now provide regret guarantees for the EXP3 algorithm and the greedy algorithm under one-way data sharing.

Theorem 6. *Consider jointly running the greedy algorithm **grd** and the EXP3 algorithm **EXP3** under one-way data sharing, where only the EXP algorithm supplies data to the greedy algorithm. The expected regrets of the two algorithms under one-way data sharing satisfy*

$$\mathbb{E}[R_T(\text{grd} \mid \text{EXP3} \rightarrow \text{grd})] = O(1), \tag{6a}$$

$$\mathbb{E}[R_T(\text{EXP3} \mid \text{EXP3} \rightarrow \text{grd})] = \Omega(T^{2/3}). \tag{6b}$$

Algorithm 2: The EXP3 algorithm [45, 46].

```

1 Initialize  $\hat{Y}_0(k) = 0$  for each  $k \in [K]$ 
2 for  $t=1, \dots, T$  do
3   Compute  $\varepsilon_t = \min\{1/K, K^{-2/3}t^{-1/3}\}$ 
4   Compute sampling probability  $\tilde{\rho}_t(k) = (1 - K\varepsilon_t) \frac{e^{\varepsilon_{t-1}\hat{Y}_{t-1}(k)}}{\sum_{k'} e^{\varepsilon_{t-1}\hat{Y}_{t-1}(k')}} + \varepsilon_t$  for each  $k \in [K]$ 
5   Select arm  $I_t$  according to the sampling distribution  $\tilde{\rho}_t$  and observe reward  $Y_t$ 
6   Update  $\hat{Y}_t(k) = \hat{Y}_{t-1}(k) + \frac{Y_t}{\tilde{\rho}_t(k)} \cdot \mathbb{1}\{k = I_t\}$  for each  $k \in [K]$ 
7 end

```

Algorithm 3: Thompson sampling with Bernoulli rewards [2, Algorithm1].

```

1 Initialize  $S_k = F_k = 0$  for each arm  $k \in [K]$ 
2 for  $t=1, \dots, T$  do
3   Sample  $\theta_k(t) \sim \text{Beta}(S_k + 1, F_k + 1)$  for each arm  $k \in [K]$ 
4   Select arm  $I_t = \text{argmax}_k \theta_k(t)$  and observe reward  $r_t$ 
5   if  $r_t = 1$  then
6     | Update  $S_{I_t} \leftarrow S_{I_t} + 1$ 
7   else
8     | Update  $F_{I_t} \leftarrow F_{I_t} + 1$ 
9 end

```

The proof of this theorem is provided in Appendix C.8. As in the case of jointly running the greedy algorithm with the ϵ -greedy algorithm (Theorem 1) or the UCB algorithm (Theorem 2), this result again demonstrates that under (one-way) data sharing, the regret of the greedy algorithm reduces to a constant, while the regret of the EXP3 algorithm remains unchanged up to logarithmic factors, resulting in a sign violation. The proof is similar to those of Theorems 1 and 2, by establishing and invoking a general result (see Proposition 6 in Appendix C.8) for one-way data sharing analogous to Theorem 3.

B Description of Thompson sampling algorithm

Algorithm 3 describes Thompson sampling algorithm with Bernoulli rewards [2, Algorithm1] used in our simulation in Section 4.3.

C Proofs

In this section, we present the proofs of our theoretical results.

C.1 Preliminaries

We set up notation followed by preliminary properties under data sharing that are used in subsequent proofs. Recall from Section 3.1 that we define all algorithms such that whether an algorithm

runs individually or two algorithms run jointly, each arm is pulled at least once after K timesteps. The regret incurred in the first K timesteps is a constant, and we often omit the first K timesteps in our regret analysis.

C.1.1 Notation

To describe how the stochastic rewards for each arm are generated, we follow the *reward tape* construction [50]. Each arm $k \in [K]$ is associated with a reward tape of length $2T$ (because each arm is pulled at most $2T$ times when two algorithms run jointly) from left to right, where each cell $s \in [2T]$ of the tape contains a random sample $X_{k,s} \sim D_k$. Whenever arm k is pulled, we move one cell to the right on the respective reward tape, and obtain a reward from the new cell. When two algorithms run jointly and they pull the same arm at a timestep, we assume without loss of generality that algorithm 1 receives the reward from the new cell first followed by algorithm 2 receiving the reward from the next cell on its right. In our proofs, we always consider the empirical mean of an arm using data collected by both algorithms, so the order that the two algorithms collect rewards within the same timestep does not matter. In Algorithm 1, we used Y_t to denote the reward observed at timestep t . We clarify the difference between notation X and Y : we use $Y_{1,t}$ or $Y_{2,t}$ to denote the reward received at timestep t by algorithm \mathcal{A}_1 or \mathcal{A}_2 , respectively. On the other hand, $X_{k,s}$ denotes the s -th reward drawn from the tape of arm k , corresponding to the s -th pull of that arm. Let $\bar{X}_{k,s} := \frac{1}{s} \sum_{i=1}^s X_{k,i}$ be the empirical mean of the rewards from the first s pulls of arm k .

Recall that the random variable $N_{k,t}(\mathcal{A} \mid (\mathcal{A}, \mathcal{A}'))$ denotes the number of pulls on arm $k \in [K]$ before timestep t by algorithm \mathcal{A} , when it runs jointly with another algorithm \mathcal{A}' . Denote by random variable $I_t(\mathcal{A} \mid (\mathcal{A}, \mathcal{A}'))$ the arm pulled by algorithm \mathcal{A} at timestep t when it runs jointly with algorithm \mathcal{A}' . Then we have

$$N_{k,t}(\mathcal{A} \mid (\mathcal{A}, \mathcal{A}')) = \sum_{i=1}^{t-1} \mathbb{1}\{I_i(\mathcal{A} \mid (\mathcal{A}, \mathcal{A}')) = k\}.$$

Define the number of pulls combined by the two algorithms by

$$N_{k,t}(\text{tot} \mid (\mathcal{A}, \mathcal{A}')) := N_{k,t}(\mathcal{A} \mid (\mathcal{A}, \mathcal{A}')) + N_{k,t}(\mathcal{A}' \mid (\mathcal{A}, \mathcal{A}')).$$

We use the shorthand notation $N_k(\mathcal{A} \mid (\mathcal{A}, \mathcal{A}')) := N_{k,T+1}(\mathcal{A} \mid (\mathcal{A}, \mathcal{A}'))$ for the total number of pulls by algorithm \mathcal{A} , and likewise $N_k(\text{tot} \mid (\mathcal{A}, \mathcal{A}')) := N_{k,T+1}(\text{tot} \mid (\mathcal{A}, \mathcal{A}'))$ for the two algorithms in total. For the ϵ -greedy algorithm, we call a timestep an “exploration step”, if the ϵ -greedy algorithm samples an arm uniformly at random at this timestep (which happens with probability ϵ_t after the first K timesteps). We denote by $N_{1,t}^R(\epsilon\text{-grd})$ the number of pulls by exploration steps of the ϵ -greedy algorithm, or $N_{1,t}^R(\epsilon\text{-grd} \mid (\epsilon\text{-grd}, \mathcal{A}))$ if the ϵ -greedy algorithm runs jointly with another algorithm \mathcal{A} . We have the deterministic relation that for any arm k , timestep t , and algorithm \mathcal{A} ,

$$\begin{aligned} N_{k,t}^R(\epsilon\text{-grd}) &\leq N_{k,t}(\epsilon\text{-grd}) \\ N_{k,t}^R(\epsilon\text{-grd} \mid (\epsilon\text{-grd}, \mathcal{A})) &\leq N_{k,t}(\epsilon\text{-grd} \mid (\epsilon\text{-grd}, \mathcal{A})). \end{aligned}$$

We use the shorthand notation $I_t(\mathcal{A})$, $N_{k,t}(\mathcal{A})$, and $N_{k,t}(\text{tot})$ respectively for $I_t(\mathcal{A} \mid (\mathcal{A}, \mathcal{A}'))$, $N_k(\mathcal{A} \mid (\mathcal{A}, \mathcal{A}'))$, and $N_{k,t}(\text{tot} \mid (\mathcal{A}, \mathcal{A}'))$ when it is clear from the context that algorithm \mathcal{A} runs jointly with algorithm \mathcal{A}' .

Throughout the proofs, we assume without loss of generality that arm 1 is the best arm. Then $\Delta_k = \mu_1 - \mu_k$ for each suboptimal arm $k \neq 1$. For the UCB algorithm, we denote by $c_{t,s}$ the length of the confident interval at timestep t for an arm with s samples as defined in (2). Since that $|\mathcal{H}_t| = 2(t-1)$ because there are $2(t-1)$ pulls in total by both algorithms before timestep t , we have

$$c_{t,s}^\alpha = \begin{cases} \sqrt{\frac{2\log(2t-2)}{s}} & \text{if } \alpha = 0, \\ \sqrt{\frac{2((2t-2)^\alpha - 1)}{\alpha s}} & \text{if } 0 < \alpha \leq 1. \end{cases} \quad (7)$$

The following result shows that a higher value of α corresponds to a wider confidence interval for the UCB algorithm. This monotonic property aligns with our previous intuition that the value of α captures the level of exploration.

Fact 1. *For any $t > 2$ and any $s \geq 1$, the length of the confidence interval $c_{t,s}^\alpha$ is strictly increasing in α on $[0, 1]$.*

C.1.2 Basic concentration inequalities

We use the following version of the Bernstein's inequality in our proofs.

Fact 2 (Bernstein's inequality; Fact 2 in [5]). *Let X_1, \dots, X_n be random variables bounded in $[0, 1]$ and*

$$\sum_{i=1}^n \text{var}[X_i \mid X_{i-1}, \dots, X_1] = \sigma^2.$$

Define the sum $S_n := X_1 + \dots + X_n$. Then for every $a > 0$, we have

$$\mathbb{P}(S_n \geq \mathbb{E}[S_n] + a) \leq \exp\left(-\frac{a^2/2}{\sigma^2 + a/2}\right). \quad (8a)$$

and

$$\mathbb{P}(S_n \leq \mathbb{E}[S_n] - a) \leq \exp\left(-\frac{a^2/2}{\sigma^2 + a/2}\right). \quad (8b)$$

C.1.3 Properties under data sharing

We now present a few regret bounds for running two algorithms under data sharing. These results are used in subsequent proofs. The first result provides an upper bound for the UCB algorithm when it runs jointly with any other algorithm.

Proposition 3. *Consider any $\alpha \in [0, 1]$. When we jointly runs the UCB algorithm UCB_α with any other algorithm \mathcal{A} , the expected regret of UCB_α satisfies*

$$\mathbb{E}[R_T(UCB_\alpha \mid (\mathcal{A}, UCB_\alpha))] = \begin{cases} O(\log T) & \text{if } \alpha = 0, \\ O(T^\alpha) & \text{if } 0 < \alpha \leq 1. \end{cases}$$

The proof of this proposition is provided in Appendix C.9.1. Intuitively, this result states that any additional samples do not hurt the regret rate of the UCB algorithm. We then establish a lower bound for the UCB algorithm under data sharing as follows.

Proposition 4. *Consider any $\alpha \in [0, 1]$. When we jointly run the UCB algorithm UCB_α with any other algorithm \mathcal{A} , the sum of the expected regrets of the two algorithms satisfies*

$$\mathbb{E}[R_T(UCB_\alpha \mid (\mathcal{A}, UCB_\alpha))] + \mathbb{E}[R_T(\mathcal{A} \mid (\mathcal{A}, UCB_\alpha))] = \begin{cases} \Omega(\log T) & \text{if } \alpha = 0, \\ \Omega(T^\alpha) & \text{if } 0 < \alpha \leq 1. \end{cases}$$

The proof of this proposition is provided in Appendix C.9.2. We also establish a lower bound for the ϵ -greedy algorithm.

Proposition 5. *Consider any $\alpha \in [0, 1]$ and any $C > 0$. When we jointly run the ϵ -greedy algorithm $\epsilon\text{-grd}_{\alpha,C}$ with any other algorithm \mathcal{A} , then the expected regret of $\epsilon\text{-grd}_{\alpha,C}$ satisfies*

$$\mathbb{E}[R_T(\epsilon\text{-grd}_\alpha) \mid (\mathcal{A}, \epsilon\text{-grd}_\alpha)] = \begin{cases} \Omega(\log T) & \text{if } \alpha = 0, \\ \Omega(T^\alpha) & \text{if } 0 < \alpha \leq 1. \end{cases}$$

The proof of this proposition is provided in Appendix C.9.3. We lower bound the regret incurred in the exploration steps, which are not affected by data sharing with another algorithm.

C.2 Proof of Proposition 1

We outline the proof for the UCB and ϵ -greedy algorithms separately.

Upper bound for UCB. The proof is similar to our more general results that provide an upper bound (Proposition 3) and lower bound (Proposition 4 for the UCB algorithm under data sharing. We provide a brief description on how to modify these proofs for the setting when a single UCB algorithm runs individually.

For the upper bound, we follow the proof of Proposition 3 in Appendix C.9.1. At any timestep t , instead of considering $2t$ samples from the two algorithms, we only need to consider t samples from the single UCB algorithm. The number of pulls on any suboptimal arm becomes (cf. Equation (36)):

$$N_{k,T+1}(UCB_\alpha) \leq \ell + K + \sum_{t=K+1}^{\infty} \sum_{s=1}^{t-1} \sum_{s_k=\ell}^{t-1} \mathbb{1} \{ \bar{X}_{1,s} + c_{t,s}^\alpha \leq \bar{X}_{k,s_k} + c_{t,s_k}^\alpha \},$$

The rest of the proof follows the same step as the proof of Proposition 3 in Appendix C.9.1.

Lower bound for UCB. The lower bound follows the proof of Proposition 4 in Appendix C.9.2, where we simply replace $N_{1,t}(\text{tot} \mid (\mathcal{A}, UCB_\alpha))$ and $N_{2,t}(\text{tot} \mid (\mathcal{A}, UCB_\alpha))$ by $N_{1,t}(UCB_\alpha)$ and $N_{2,t}(UCB_\alpha)$, because all arm pulls are from the single UCB algorithm when it runs individually.

Upper bound for ϵ -greedy. The upper bound of $O(\log T)$ for the ϵ -greedy algorithm when $\alpha = 0$ is proved in [5, Theorem 3]. The proof of the upper bound $O(T^\alpha)$ when $0 < \alpha \leq 1$ follows the same steps.

Lower bound for ϵ -greedy. The bound follows the proof of Proposition 5 in Appendix C.9.3, with the exploration probability $\epsilon_t = \min \left\{ 1, \frac{C}{(2t-2)^{1-\alpha}} \right\}$ under data sharing replaced by $\epsilon_t = \min \left\{ 1, \frac{C}{(t-1)^{1-\alpha}} \right\}$ for a single algorithm. In the proof, we only analyze the exploration steps, which are unaffected with or without data sharing.

C.3 Proof of Theorem 1

We prove the lower bound for the ϵ -greedy algorithm and the upper bound for the greedy algorithm separately.

Lower bound (3b) for ϵ -greedy. Applying Proposition 5 with the other algorithm \mathcal{A} being the greedy algorithm yields the desired lower bound (3b) for the ϵ -greedy algorithm.

Upper bound (3a) for greedy. We apply Theorem 3 to establish the desired upper bound by verifying condition (5) for the ϵ -greedy algorithm. Specifically, it suffices to prove condition (5) for every $T \geq (C+1)^2$. The derivation of condition (5) largely follows [5, Theorem 3]. To lower bound the number of times that the optimal arm 1 is pulled, we provide a lower bound to the number of times $N_{1,T}^R(\epsilon\text{-grd}_{\alpha,C})$ that arm 1 is pulled in an exploration step. We define $\tau(T)$ to be the expected value of $N_{k,T}^R(\epsilon\text{-grd}_{\alpha,C})$:

$$\tau(T) := \mathbb{E} [N_{1,T}^R(\epsilon\text{-grd}_{\alpha,C})] = \frac{1}{K} \sum_{t=K+1}^{T-1} \epsilon_t. \quad (9)$$

The variance of $N_{k,T}^R(\epsilon\text{-grd}_{\alpha,C})$ is:

$$\text{var} [N_{1,T}^R(\epsilon\text{-grd}_{\alpha,C})] = \sum_{t=K+1}^{T-1} \frac{\epsilon_t}{K} \left(1 - \frac{\epsilon_t}{K} \right) \leq \frac{1}{K} \sum_{t=K+1}^{T-1} \epsilon_t = \tau(T).$$

By Bernstein's inequality (8b) in Fact 2, we have

$$\mathbb{P} \left(N_{k,T}^R(\epsilon\text{-grd}_{\alpha,C}) \leq \frac{\tau(T)}{2} \right) \leq e^{-\tau(T)/10}. \quad (10)$$

We now provide a lower bound for $\tau(T)$. Plugging in $\epsilon_t = \min \{ 1, C/(2t-2)^{1-\alpha} \} \geq \min \{ 1, C/(2t) \}$ to (9), we have

$$\tau(t) = \frac{1}{K} \sum_{t=K+1}^{T-1} \epsilon_t \geq \frac{C}{2K} \sum_{t=\lfloor C \rfloor + 1}^{T-1} \frac{1}{t} \geq \frac{C}{2K} (\log T - \log(\lfloor C \rfloor + 1)).$$

For any $T \geq (C+1)^2$, we have $\frac{\log T}{2} \geq \log(\lfloor C \rfloor + 1)$ and hence

$$\tau(T) \geq \frac{C \log T}{4K}. \quad (11)$$

Combining (11) with (10), we have

$$\begin{aligned} \mathbb{P} \left(N_{k,T}(\epsilon\text{-grd}_{\alpha,C}) \leq \frac{4}{\Delta_{\min}^2} \log T \right) &\leq \mathbb{P} \left(N_{k,T}^R(\epsilon\text{-grd}_{\alpha,C}) \leq \frac{4}{\Delta_{\min}^2} \log T \right) \\ &\stackrel{(i)}{\leq} \mathbb{P} \left(N_{k,T}^R(\epsilon\text{-grd}_{\alpha,C}) \leq \frac{\tau(T)}{2} \right) \\ &\leq e^{-\tau(T)/10} \leq T^{-C/40K} \stackrel{(ii)}{\leq} \frac{1}{T^2}, \end{aligned}$$

where steps (i) and (ii) are due to the assumption that $C \geq \max \left\{ 80K, \frac{32K}{\Delta_{\min}^2} \right\}$, proving condition (5). Applying Theorem 3 yields the upper bound (3a) for the greedy algorithm.

C.4 Proof of Theorem 2

We prove the upper bound for the UCB algorithm and the lower bound for the greedy algorithm separately.

Lower bound (4b) for UCB. By Proposition 4, we have

$$\mathbb{E} [R_T(\text{UCB}_{\alpha} \mid (\text{grd}, \text{UCB}_{\alpha}))] + \mathbb{E} [R_T(\text{grd} \mid (\text{grd}, \text{UCB}_{\alpha}))] = \begin{cases} \Omega(\log T) & \text{if } \alpha = 0, \\ \Omega(T^{\alpha}) & \text{if } 0 < \alpha \leq 1. \end{cases} \quad (12)$$

We first assume that the upper bound (4a) for the greedy algorithm holds, which is proved subsequently. Combining (4a) with (12) yields the desired lower bound (4b) for the UCB algorithm.

Upper bound (4a) for greedy. We apply Theorem 3 to establish the desired upper bound by verifying condition (5) for the UCB algorithm. Specifically, it suffices to prove condition (5) for every $T \geq \max\{2(K+1), c_1\}$ for some constant $c_1 > 0$ that is specified later.

The proof largely follows [21, Appendix C], with the difference that we consider an anytime UCB algorithm, whereas the UCB algorithm considered in [21] assumes the knowledge of the horizon T and uses a factor of $\sqrt{\log T}$ instead of $\sqrt{\log t}$ for the confidence bound. In the anytime algorithm, the empirical mean of an arm no longer concentrates around the true mean when the timestep t is small. However, our goal is weaker as we only need to show that the optimal arm is pulled $\Omega(T)$ times (as opposed to $T - o(T)$ times). Therefore, it suffices to show that the optimal arm is pulled $\Omega(T)$ times during the time interval $[T/2, T]$. We show that the empirical mean of each arm always concentrates around its true mean during this time interval $[T/2, T]$ with high probability. Conditional on this event, each suboptimal arm can only be pulled a limited number of times in this interval. As a result, the optimal arm must be pulled $\Omega(T)$ times with high probability.

Recall from (7) the length $c_{t,s}^{\alpha}$ of the confidence interval is defined as:

$$c_{t,s}^{\alpha} = \begin{cases} \sqrt{\frac{2 \log(2t-2)}{s}} & \text{if } \alpha = 0, \\ \sqrt{\frac{2((2t-2)^{\alpha}-1)}{\alpha s}} & \text{if } 0 < \alpha \leq 1. \end{cases} \quad (13)$$

For each arm $k \in [K]$, we define the event

$$\mathcal{E}_k = \left\{ \text{there exists a } t \in [T/2, T] \text{ such that } |\bar{X}_{k, N_{k,t}(\text{tot})} - \mu_k| > c_{t, N_{k,t}(\text{tot})}^{\alpha} \right\}.$$

In words, event \mathcal{E}_k is a “bad” event that the empirical mean of arm k does not concentrate around its true mean at some timestep between $T/2$ and T . We bound the probability of each event \mathcal{E}_k . In particular, for $T \geq 2(K+1)$ (so that there is at least one sample from each arm at time $\lceil T/2 \rceil$):

$$\begin{aligned}
\mathbb{P}(\mathcal{E}_k) &\leq \sum_{t=\lceil T/2 \rceil}^T \mathbb{P}\left(|\bar{X}_{k,N_{k,t}(\text{tot})} - \mu_k| > c_{t,N_{k,t}(\text{tot})}^\alpha\right) \\
&\stackrel{(i)}{\leq} \sum_{t=\lceil T/2 \rceil}^T \sum_{s=1}^{2(t-1)} \mathbb{P}\left(|\bar{X}_{k,s} - \mu_k| > c_{t,s}^0\right) \\
&\stackrel{(ii)}{\leq} \sum_{t=\lceil T/2 \rceil}^T \sum_{s=1}^{2(t-1)} \frac{1}{(2t-2)^4} \leq \sum_{t=\lceil T/2 \rceil}^T \frac{1}{(2t-2)^3} \leq \frac{T}{2} \cdot \frac{1}{(T-2)^3} \stackrel{(iii)}{\leq} \frac{4}{T^2}, \tag{14}
\end{aligned}$$

where step (i) is true by a union bound with Fact 1 that the value of $c_{t,s}^\alpha$ increases in $\alpha \in [0, 1]$; step (ii) follows from Hoeffding’s inequality; and step (iii) is true because $T \geq 2(K+1) > 4$. Define the event $\mathcal{E}_0 := (\mathcal{E}_1 \cup \mathcal{E}_2 \cup \dots \cup \mathcal{E}_K)^c$, which is a “good” event that the empirical mean of all arms concentrate around their true means during the time interval $[T/2, T]$. Applying a union bound to (14), we have that for $T \geq 2(K+1)$,

$$\mathbb{P}(\mathcal{E}_0) \geq 1 - \frac{4K}{T^2}.$$

Now we bound the number of pulls on any suboptimal arm $k \neq 1$ conditional on the event \mathcal{E}_0 . We consider the additional arm pulls when arm k has already been pulled ℓ_k^α times, where

$$\ell_k^\alpha = \begin{cases} \frac{8 \log(2T-2)}{\Delta_k^2} & \text{if } \alpha = 0 \\ \frac{8((2T-2)^\alpha - 1)}{\Delta_k^2} & \text{if } 0 < \alpha \leq 1. \end{cases}$$

For any timestep $t \in [T/2, T]$, if $N_{k,t}(\text{tot}) > \ell_k^\alpha$, then using the definition of the confidence interval $c_{t,s}^\alpha$ from (13), it can be verified that $2c_{N_{k,t}(\text{tot})}^\alpha < \Delta_k$. Therefore, conditional on event \mathcal{E}_0 , for any timestep $t \in [T/2, T]$, if $N_{k,t}(\text{tot}) > \ell_k^\alpha$, then arm k cannot be pulled at timestep t , because

$$\bar{X}_{k,N_{k,t}(\text{tot})} + c_{t,N_{k,t}(\text{tot})}^\alpha \stackrel{(i)}{\leq} \mu_k + 2c_{t,N_{k,t}(\text{tot})}^\alpha < \mu_k + \Delta_k = \mu_1 \leq \bar{X}_{1,N_{1,t}(\text{tot})} + c_{t,N_{1,t}(\text{tot})}^\alpha, \tag{ii}$$

where step (i) is true conditional on \mathcal{E}_k^c and step (ii) is true conditional on \mathcal{E}_1^c . Therefore, conditional on event \mathcal{E}_0 , during the time interval $[T/2, T]$, each suboptimal arm k can be pulled at most ℓ_k^α times. Therefore, conditional on event \mathcal{E}_0 , arm 1 must be pulled at least $T/2 - \sum_k \ell_k^\alpha$ times, and there exists a constant $c_1 > 0$ (dependent only on $\{\Delta_k\}_{k \in [K]}$ and α), such that for any $T > c_1$,

$$T/2 - \sum_{k \neq 1} \ell_k^\alpha > \frac{4}{\Delta_{\min}^2} \log T.$$

Therefore, for $T > \max\{2(K+1), c_1\}$,

$$\mathbb{P}\left(N_{1,T}(\text{UCB}_\alpha \mid (\text{UCB}_\alpha, \text{grd})) < \frac{4}{\Delta_{\min}^2} \log T\right) \leq \mathbb{P}(\mathcal{E}_0^c) \leq \frac{4K}{T^2},$$

proving condition (5). Applying Theorem 3 yields the upper bound (4a) for the greedy algorithm.

C.5 Proof of Theorem 3

In this proof, we decompose a pull on any suboptimal arm k by considering two causes: the empirical mean of arm k does not concentrate, or the empirical mean of the optimal arm 1 does not concentrate. In the latter case, condition (5) indicates that the other algorithm \mathcal{A} supplies $\Omega(\log T)$ samples for the optimal arm 1, and hence the probability that the empirical mean of the optimal arm 1 does not concentrate can be bounded. In the former case, the algorithm pulls arm k because the empirical mean of arm k does not concentrate. We note that each pull contributes towards the concentration of this arm, and apply a union bound over the number of samples on arm k (as opposed to over the timesteps) to obtain a constant regret.

Decomposing the cause of pulling a suboptimal arm. Under data sharing, the number of pulls for any suboptimal arm $k \neq 1$ by the greedy algorithm is

$$\begin{aligned}
N_k(\text{grd}) &= \sum_{t=1}^T \mathbb{1}\{I_t(\text{grd}) = k\} \\
&= \sum_{t=1}^T \mathbb{1}\{I_t(\text{grd}) = k, \bar{X}_{k, N_{k,t}(\text{tot})} > \bar{X}_{1, N_{1,t}(\text{tot})}\} \\
&\leq \underbrace{\sum_{t=1}^T \mathbb{1}\left\{I_t(\text{grd}) = k, \bar{X}_{k, N_{k,t}(\text{tot})} > \mu_k + \frac{\Delta_k}{2}\right\}}_{M_1} + \underbrace{\sum_{t=1}^T \mathbb{1}\left\{I_t(\text{grd}) = k, \bar{X}_{1, N_{1,t}(\text{tot})} < \mu_1 - \frac{\Delta_k}{2}\right\}}_{M_2},
\end{aligned} \tag{15}$$

where the last inequality is true by a union bound. In (15), term M_1 corresponds to the event that arm k does not concentrate, and term M_2 corresponds to the event that the optimal arm 1 does not concentrate. We now bound these two terms separately.

Bounding term M_1 . We apply a similar argument as in [55, Thm 4.1]. We decompose term M_1 as:

$$M_1 = \sum_{t=1}^T \sum_{s=0}^{2(t-1)} \mathbb{1}\left\{I_t(\text{grd}) = k, \bar{X}_{k,s} > \mu_k + \frac{\Delta_k}{2}, N_{k,t}(\text{tot}) = s\right\}, \tag{16}$$

where in the summation s goes up to $2(t-1)$, because there are two samples collected per timestep under data sharing. For any fixed $s \in \{0, \dots, 2(T-1)\}$, we have the deterministic relation

$$\sum_{t=1}^T \mathbb{1}\{I_t(\text{grd}) = k, N_{k,t}(\text{tot}) = s\} \leq 1, \tag{17}$$

because whenever the event $\mathbb{1}\{I_t(\text{grd}) = k, N_{k,t}(\text{tot}) = s\}$ happens for the first time, the greedy algorithm pulls arm k , and hence the total number of samples on arm k is at least $(s+1)$ for all

later timesteps. Rearranging (16), we have

$$\begin{aligned}
M_1 &\leq \sum_{s=0}^{2(T-1)} \sum_{t=1}^T \mathbb{1} \{I_t(\mathbf{grd}) = k, N_{k,t}(\mathbf{tot}) = s\} \cdot \mathbb{1} \left\{ \bar{X}_{k,s} > \mu_k + \frac{\Delta_k}{2} \right\} \\
&\leq \sum_{s=0}^{2(T-1)} \mathbb{1} \left\{ \bar{X}_{k,s} > \mu_k + \frac{\Delta_k}{2} \right\},
\end{aligned} \tag{18}$$

where the last inequality is due to (17). Taking an expectation over (18) and applying Hoeffding's inequality, we have

$$\mathbb{E}[M_1] \leq \sum_{s=0}^{2(T-1)} e^{-\frac{\Delta_k^2 s}{2}} \leq 1 + \frac{2}{\Delta_k^2}, \tag{19}$$

where the last inequality is true due to the fact that $\sum_{s=0}^{\infty} e^{-\kappa s} = \frac{1}{1-e^{-\kappa}} \leq 1 + \frac{1}{\kappa}$ for any $\kappa > 0$.

Bounding term M_2 . Condition (5) ensures that the optimal arm 1 is pulled sufficiently often with high probability. Once this happens, the empirical mean of the optimal arm 1 becomes close to its true mean. Specifically, for every $t \in [T]$, we have

$$\begin{aligned}
\mathbb{P} \left(\bar{X}_{1,N_{1,t}(\mathbf{tot})} < \mu_1 - \frac{\Delta_k}{2} \right) &= \sum_{s=1}^{2T} \mathbb{P} \left(\bar{X}_{1,s} < \mu_1 - \frac{\Delta_k}{2}, N_{1,t}(\mathbf{tot}) = s \right) \\
&\leq \sum_{s=1}^{\ell} \mathbb{P} (N_{1,t}(\mathbf{tot}) = s) + \sum_{s=\ell+1}^{2T} \mathbb{P} \left(\bar{X}_{1,s} < \mu_1 - \frac{\Delta_k}{2} \right) \\
&\stackrel{(i)}{\leq} \ell \cdot \mathbb{P} (N_{1,t}(\mathbf{tot}) \leq \ell) + \sum_{s=\ell+1}^{2T} e^{-\frac{\Delta_k^2 s}{2}} \\
&\stackrel{(ii)}{\leq} \ell \cdot \mathbb{P} (N_{1,t}(\mathcal{A} \mid (\mathcal{A}, \mathbf{grd})) \leq \ell) + \frac{2}{\Delta_k^2} e^{-\frac{\Delta_k^2 \ell}{2}},
\end{aligned} \tag{20}$$

where step (i) is true due to Hoeffding's inequality, and step (ii) is due to the fact that $\sum_{s=i+1}^{\infty} e^{-\kappa s} \leq \frac{1}{\kappa} e^{-\kappa i}$ for any $\kappa > 0$ and integer i . Setting $\ell = \frac{4}{\Delta_k^2} \log t$, we have

$$\begin{aligned}
\mathbb{P} (N_{1,t}(\mathcal{A} \mid (\mathcal{A}, \mathbf{grd})) \leq \ell) &= \mathbb{P} \left(N_{1,t}(\mathcal{A} \mid (\mathcal{A}, \mathbf{grd})) \leq \frac{4}{\Delta_k^2} \log t \right) \\
&\leq \mathbb{P} \left(N_{1,t}(\mathcal{A} \mid (\mathcal{A}, \mathbf{grd})) \leq \frac{4}{\Delta_{\min}^2} \log t \right) < \frac{c}{t^2},
\end{aligned} \tag{21}$$

where the last inequality is true by setting $T = t$ in condition (5). Plugging (21) to (20), we have

$$\mathbb{P} \left(\bar{X}_{1,N_{1,t}(\mathbf{tot})} < \mu_1 - \frac{\Delta_k}{2} \right) \leq \frac{4}{\Delta_k^2} \log t \cdot \frac{c}{t^2} + \frac{2}{\Delta_k^2} \frac{1}{t^2},$$

and hence

$$\begin{aligned}\mathbb{E}[M_2] &\leq \sum_{t=1}^T \mathbb{P}\left(\bar{X}_{1,N_{1,t}(\text{tot})} < \mu_1 - \frac{\Delta_k}{2}\right) \\ &\leq \frac{2}{\Delta_k^2} \sum_{t=1}^T \left(2c \cdot \frac{\log t}{t^2} + \frac{1}{t^2}\right) \leq \frac{c_1}{\Delta_k^2}\end{aligned}\tag{22}$$

for some constant $c_1 > 0$ that depends only on c .

Combining terms M_1 and M_2 . Plugging the two terms from (19) and (22) back to (15), we have

$$N_k(\text{grd}) \leq 1 + \frac{2 + c_1}{\Delta_k^2}.\tag{23}$$

Summing (23) over $k \neq 1$ completes the proof.

C.6 Proof of Theorem 4

We separately prove the upper and lower bounds for the ϵ -greedy algorithm.

Lower bound for ϵ -greedy. Applying Proposition 5 to $\epsilon\text{-grd}_{\alpha_1, C}$ with the other algorithm \mathcal{A} being $\epsilon\text{-grd}_{\alpha_2, C}$ yields the desired lower bound for $\epsilon\text{-grd}_{\alpha_1, C}$. A symmetric argument yields the lower bound for $\epsilon\text{-grd}_{\alpha_2, C}$.

Upper bound for ϵ -greedy. We establish an upper bound on the regret of $\epsilon\text{-grd}_{\alpha_1, C}$. A symmetric argument applies to $\epsilon\text{-grd}_{\alpha_2, C}$.

The proof largely follows [5]. For an ϵ -greedy algorithm, a suboptimal arm can be pulled in two cases: (1) an exploration step selects this arm when sampling uniformly at random; or (2) a greedy step selects this arm because its empirical mean is the highest among all arms. For the exploration steps, the number of pulls on any suboptimal arm is bounded by summing the exploration probabilities where $\epsilon_t = \Theta\left(\frac{1}{t^{1-\alpha}}\right)$, incurring a regret on the order of $\sum_{t=1}^T \frac{1}{t^{1-\alpha}} = T^\alpha$. For the greedy steps, we show that the exploration steps allow the algorithm to collect sufficient samples for each suboptimal arm, and the number of pulls from the greedy steps is thus bounded by a constant.

We use the notation $\epsilon_t(\alpha_1, C)$ for the exploration probability of $\epsilon\text{-grd}_{\alpha_1, C}$ to emphasize the dependence on the parameters α_1 and C explicitly:

$$\epsilon_t(\alpha_1, C) = \min\left\{1, C/(2t-2)^{1-\alpha_1}\right\}.$$

The probability that arm k is pulled by $\epsilon\text{-grd}_{\alpha_1, C}$ at any timestep $t \geq K+1$ can be decomposed

into the exploration step and the greedy step as:

$$\begin{aligned}
& \mathbb{P}(I_t(\epsilon\text{-grd}_{\alpha_1, C}) = k) \\
& \leq \frac{\epsilon_t(\alpha_1, C)}{K} + \mathbb{P}\left(\bar{X}_{k, N_{k,t}(\text{tot})} \geq \bar{X}_{1, N_{1,t}(\text{tot})}\right) \\
& \leq \underbrace{\frac{C}{K(2t-2)^{1-\alpha_1}} + \mathbb{P}\left(\bar{X}_{k, N_{k,t}(\text{tot})} \geq \mu_k + \frac{\Delta_k}{2}\right)}_{M_t} + \underbrace{\mathbb{P}\left(\bar{X}_{1, N_{1,t}(\text{tot})} \leq \mu_1 - \frac{\Delta_k}{2}\right)}_{M'_t}, \tag{24}
\end{aligned}$$

where the first inequality holds because arm k is selected by $\epsilon\text{-grd}_{\alpha_1, C}$ in an exploration step with probability $\epsilon_t(\alpha_1, C)/K$, and in a greedy step if its empirical mean is at least as large as that of the best arm.

Now we bound term M_t ; a symmetric argument applies to term M'_t . Consider any suboptimal arm $k \neq 1$. Recall that $N_{k,t}^R(\epsilon\text{-grd}_{\alpha_1, C})$ denotes the number of times in which arm k is chosen in exploration steps. We define its expectation by:

$$\tau(t) := \mathbb{E}[N_{k,t}^R(\epsilon\text{-grd}_{\alpha_1, C})] = \frac{1}{K} \sum_{i=K+1}^{t-1} \epsilon_i(\alpha_1, C).$$

The variance of $N_{k,t}^R(\epsilon\text{-grd}_{\alpha_1, C})$ is:

$$\text{var}[N_{k,t}^R(\epsilon\text{-grd}_{\alpha, C})] = \sum_{i=K+1}^{t-1} \frac{\epsilon_i(\alpha, C)}{K} \left(1 - \frac{\epsilon_i(\alpha, C)}{K}\right) \leq \frac{1}{K} \sum_{i=K+1}^{t-1} \epsilon_i(\alpha, C) = \tau(t).$$

By Bernstein's inequality (8b) in Fact 2, we have

$$\mathbb{P}\left(N_{k,t}^R(\epsilon\text{-grd}_{\alpha, C}) \leq \frac{\tau(t)}{2}\right) \leq e^{-\tau(t)/10}. \tag{25}$$

We bound the term M_t as:

$$\begin{aligned}
M_t &= \mathbb{P}\left(\bar{X}_{k, N_{k,t}(\text{tot})} \geq \mu_k + \frac{\Delta_k}{2}\right) \\
&= \sum_{s=1}^{2T-2} \mathbb{P}\left(N_{k,t}(\text{tot}) = s, \bar{X}_{k,s} \geq \mu_k + \frac{\Delta_k}{2}\right) \\
&= \sum_{s=1}^{2T-2} \mathbb{P}\left(N_{k,t}(\text{tot}) = s \mid \bar{X}_{k,s} \geq \mu_k + \frac{\Delta_k}{2}\right) \cdot \mathbb{P}\left(\bar{X}_{k,s} \geq \mu_k + \frac{\Delta_k}{2}\right) \\
&\stackrel{(i)}{\leq} \sum_{s=1}^{2T-2} \mathbb{P}\left(N_{k,t}(\text{tot}) = s \mid \bar{X}_{k,s} \geq \mu_k + \frac{\Delta_k}{2}\right) \cdot e^{-\Delta_k^2 s/2} \\
&\stackrel{(ii)}{\leq} \sum_{s=1}^{\lfloor \tau(t)/2 \rfloor} \mathbb{P}\left(N_{k,t}(\text{tot}) = s \mid \bar{X}_{k,s} \geq \mu_k + \frac{\Delta_k}{2}\right) + \frac{2}{\Delta_k^2} e^{-\Delta_k^2 \lfloor \tau(t)/4 \rfloor} \\
&\leq \sum_{s=1}^{\lfloor \tau(t)/2 \rfloor} \left(N_{k,t}^R(\epsilon\text{-grd}_{\alpha, C}) \leq s \mid \bar{X}_{k,s} \geq \mu_k + \frac{\Delta_k}{2}\right) + \frac{2}{\Delta_k^2} e^{-\Delta_k^2 \lfloor \tau(t)/4 \rfloor} \\
&\leq \frac{\tau(t)}{2} \cdot \mathbb{P}\left(N_{k,t}^R(\epsilon\text{-grd}_{\alpha, C}) \leq \frac{\tau(t)}{2}\right) + \frac{2}{\Delta_k^2} e^{-\Delta_k^2 \lfloor \tau(t)/4 \rfloor}, \tag{26}
\end{aligned}$$

where step (i) is due to Hoeffding's inequality, and step (ii) is based on the fact that $\sum_{s=i+1}^{\infty} e^{-\kappa s} \leq \frac{1}{\kappa} e^{-\kappa i}$ for any $\kappa > 0$ and integer i . Plugging in Bernstein's inequality (25) to (26), we have

$$M_t \leq \frac{\tau(t)}{2} \cdot e^{-\tau(t)/10} + \frac{2}{\Delta_k^2} e^{-\Delta_k^2 \lfloor \tau(t)/4 \rfloor}. \quad (27)$$

We now provide upper and lower bounds for $\tau(t)$. Recall that $\epsilon_t = \min \{1, C/(2t-2)^{1-\alpha_1}\} \geq \min \{1, C/(2t)\}$. In the proof of Theorem 1, we have established the lower bound (11) that for any $t \geq (C+1)^2$,

$$\tau(t) \geq \frac{C \log(t)}{4K}. \quad (28a)$$

On the other hand, an upper bound for $\tau(t)$ is

$$\tau(t) \leq \frac{1}{K} \sum_{i=K+1}^{t-1} \epsilon_i(\alpha_1, C) \leq \frac{1}{K} \sum_{i=K+1}^{t-1} \frac{C}{(2i-2)^{1-\alpha_1}} \leq \frac{Ct^{\alpha_1}}{\alpha_1 K}. \quad (28b)$$

Plugging in the lower and upper bounds (28) for $\tau(t)$ back to (27), we have that for any $t \geq (C+1)^2$,

$$\begin{aligned} M_t &\leq \frac{Ct^{\alpha_1}}{2\alpha_1 K} t^{-\frac{C}{40K}} + \frac{2}{\Delta_k^2} e^{-\Delta_k^2 (\frac{C \log t}{16K} - 1)} \\ &\leq \frac{C}{2\alpha_1 K} \cdot \frac{1}{t^{3-\alpha_1}} + \frac{2e\Delta_k^2}{\Delta_k^2} \cdot \frac{1}{t^2}, \end{aligned} \quad (29)$$

where the last inequality is true by the assumption that $C \geq \max \{120K, \frac{32K}{\Delta_{\min}^2}\}$. A similar argument yields the same upper bound for M'_t .

Let us now first consider $0 < \alpha_1 \leq 1$. Plugging (29) back to (24), we have

$$\begin{aligned} &\mathbb{E}[N_k(\epsilon\text{-grd}_{\alpha_1, C})] \\ &= \sum_{t=1}^T \mathbb{P}(I_t(\epsilon\text{-grd}_{\alpha_1, C}) = k) \\ &\leq (C+1)^2 + \sum_{t=(C+1)^2}^T \mathbb{P}(I_t(\epsilon\text{-grd}_{\alpha_1, C}) = k) \\ &\stackrel{(i)}{\leq} (C+1)^2 + \sum_{t=(C+1)^2}^T \frac{C}{K(2t-2)^{1-\alpha_1}} + \sum_{t=(C+1)^2}^T (M_t + M'_t) \\ &\stackrel{(ii)}{\leq} (C+1)^2 + \frac{C}{K} \sum_{t=(C+1)^2}^T \frac{1}{(2t-2)^{1-\alpha_1}} + \frac{C}{K\alpha_1} \sum_{t=(C+1)^2}^T \frac{1}{t^{3-\alpha_1}} + \frac{4e}{\Delta_k^2} \sum_{t=(C+1)^2}^T \frac{1}{t^2} \\ &\leq (C+1)^2 + \frac{CT^{\alpha_1}}{K\alpha_1} + \frac{C}{K\alpha_1} \cdot \frac{1}{(2-\alpha_1)} \frac{1}{((C+1)^2-1)^{2-\alpha_1}} + \frac{4e}{\Delta_k^2} \cdot \frac{1}{((C+1)^2-1)} \\ &= O(T^{\alpha_1}), \end{aligned} \quad (30)$$

where step (i) follows from (24), and step (ii) is true by plugging in the expression of M_t from (29) and likewise for the term M'_t . Summing over $k \neq 1$, the expected regret of the ϵ -greedy algorithm $\epsilon\text{-grd}_{\alpha_1, C}$ when jointly running with $\epsilon\text{-grd}_{\alpha_2, C}$ is upper bounded by

$$\mathbb{E} [R_T(\epsilon\text{-grd}_{\alpha_1, C} \mid (\epsilon\text{-grd}_{\alpha_1, C}, \epsilon\text{-grd}_{\alpha_2, C}))] = O(T^{\alpha_1}),$$

for $0 < \alpha_1 \leq 1$. Finally, when $\alpha_1 = 0$, we follow the same derivation with the difference that in (30), the second term becomes

$$\frac{C}{K} \sum_{t=(C+1)^2}^T \frac{1}{(2t-2)} = O(\log T),$$

completing the proof of the upper bound for the ϵ -greedy algorithm.

C.7 Proof of Theorem 5

Applying Proposition 3 to UCB_{α_1} with the other algorithm being UCB_{α_2} yields

$$\mathbb{E} [R_T(\text{UCB}_{\alpha_1} \mid (\text{UCB}_{\alpha_1}, \text{UCB}_{\alpha_2}))] = \begin{cases} O(\log T) & \text{if } \alpha = 0, \\ O(T^{\alpha_1}) & \text{if } 0 < \alpha \leq 1. \end{cases} \quad (31)$$

completing the proof of the desired upper bound.

Applying Proposition 4, we have

$$\mathbb{E} [R_T(\text{UCB}_{\alpha_1} \mid (\text{UCB}_{\alpha_1}, \text{UCB}_{\alpha_2}))] + \mathbb{E} [R_T(\text{UCB}_{\alpha_2} \mid (\text{UCB}_{\alpha_1}, \text{UCB}_{\alpha_2}))] = \Omega(T^{\alpha_2}). \quad (32)$$

Combining (31) and (32) along with the fact that $\alpha_1 < \alpha_2$ yields

$$\mathbb{E} [R_T(\text{UCB}_{\alpha_2} \mid (\text{UCB}_{\alpha_1}, \text{UCB}_{\alpha_2}))] \geq \Omega(T^{\alpha_2}),$$

completing the proof of the desired lower bound.

C.8 Proof of Theorem 6

We prove the upper bound for the greedy algorithm and the lower bound for the EXP3 algorithm separately.

Lower bound (6a) for EXP3. Note that in Algorithm 2, the probability of pulling any arm k at any timestep $t \in [T]$ is at least ε_t , where $\varepsilon_t = K^{-2/3}t^{-1/3}$ for any $t > K$. Hence,

$$\mathbb{E}[N_k(\text{EXP3})] \geq \sum_{t=1}^T \varepsilon_t \geq \frac{1}{K^{2/3}} \sum_{t=K+1}^T \frac{1}{t^{1/3}} = \Omega(T^{2/3}), \quad (33)$$

and

$$\mathbb{E} [R_T(\text{EXP3} \mid \text{EXP3} \rightarrow \text{grd})] = \mathbb{E} [R_T(\text{EXP3})] = \sum_{k \neq 1} \Delta_k \cdot \mathbb{E}[N_k(\text{EXP3})] = \Omega(T^{2/3}),$$

completing the proof of the lower bound (6b) for the EXP3 algorithm.

Upper bound (6a) for greedy. It can be verified that Theorem 3 holds when the algorithm \mathcal{A} does not utilize data from greedy. In this case, condition (5) concerns the number of pulls by algorithm \mathcal{A} (note that algorithm \mathcal{A} does not access data from the greedy algorithm, so that we have $N_{k,t}(\mathcal{A} \mid (\mathcal{A} \rightarrow \text{grd})) = N_{k,t}(\mathcal{A})$ for any arm k and timestep t). This result is stated formally as follows.

Proposition 6. *Let $c > 0$ be a constant that depends only on K and $\{\Delta_k\}_{k \in [K]}$. Consider jointly running the greedy algorithm with any anytime algorithm \mathcal{A} under one-way data sharing, where the greedy algorithm has access to data from algorithm \mathcal{A} , but algorithm \mathcal{A} does not have access to data from the greedy algorithm. Suppose that for any $T \geq 1$, algorithm \mathcal{A} satisfies*

$$\mathbb{P}\left(N_{k^*,T}(\mathcal{A}) \leq \frac{4}{\Delta_{\min}^2} \log T\right) < \frac{c}{T^2}. \quad (34)$$

Then under one-way data sharing, the regret incurred by the greedy algorithm satisfies

$$\mathbb{E}[R_T(\text{grd} \mid (\mathcal{A} \rightarrow \text{grd}))] \leq c',$$

where $c' > 0$ is a constant that only depends on the c and the arm gaps $\{\Delta_k\}_{k \in [K]}$.

The proof follows the same steps as the proof of Theorem 3 in Appendix C.5 and is therefore omitted. It now remains to verify condition (34) for the EXP3 algorithm. We denote by $N_{k,T}^R(\text{EXP3})$ the number of pulls for any arm k contributed from the probability ε_t ; the rest of the pulls are contributed from the probability $(1 - K\varepsilon_t) \frac{e^{\varepsilon_t - 1} \hat{Y}_{t-1}^{(k)}}{\sum_{k'} e^{\varepsilon_t - 1} \hat{Y}_{t-1}^{(k')}}$. We thus have the deterministic relation $N_{k,T}(\text{EXP3}) \geq N_{k,T}^R(\text{EXP3})$. We define the expected value of $N_{k,T}^R(\text{EXP3})$ as:

$$\tau(T) = \mathbb{E}[N_{k,T}^R(\text{EXP3})] = \sum_{t=1}^{T-1} \varepsilon_t.$$

From (33), we have $\tau(T) \geq c_1 T^{2/3}$ for some positive constant $c_1 > 0$ independent from T . Hence,

$$\begin{aligned} \mathbb{P}\left(N_{k,T}(\text{EXP3}) \leq \frac{4}{\Delta_{\min}^2} \log T\right) &\leq \mathbb{P}\left(N_{k,T}^R(\text{EXP3}) \leq \frac{4}{\Delta_{\min}^2} \log T\right) \\ &= \mathbb{P}\left(N_{k,T}^R(\text{EXP3}) - \tau(T) \leq \frac{4}{\Delta_{\min}^2} \log T - \tau(T)\right) \\ &\stackrel{(i)}{\leq} \exp\left(-\frac{2}{T-1} \left(\frac{4}{\Delta_{\min}^2} \log T - c_1 T^{2/3}\right)^2\right) \\ &\leq \exp(-c_2 T^{1/3}) \\ &\leq \frac{1}{T^2}, \end{aligned} \quad (35)$$

where $c_2 > 0$ is a positive constant independent of T , and step (i) is by Hoeffding's inequality. Setting $k = k^*$ in (35) proves condition (34). Invoking Proposition 6 completes the proof for the constant regret of the greedy algorithm.

C.9 Proofs of properties under data sharing

In this section, we present the proofs of the properties under data sharing from Appendix C.1.3.

C.9.1 Proof of Proposition 3

The proof largely follows [5], with the difference being the additional data from the other algorithm. Intuitively, the UCB algorithm performs as well under data sharing, as the additional data provided by the other algorithm does not hurt. We include the proof below for completeness.

For the UCB algorithm, recall from (7) that $c_{t,s}^\alpha$ is the confidential bound associated with the UCB algorithm when an arm has s samples at timestep t . Let ℓ be a positive integer whose value is specified later. The number of times that the UCB algorithm pulls any suboptimal arm k is:

$$\begin{aligned}
N_k(\text{UCB}_\alpha) &= \sum_{t=1}^T \mathbb{1} \{I_t(\text{UCB}_\alpha) = k\} \\
&\leq \ell + \sum_{t=1}^T \mathbb{1} \{I_t(\text{UCB}_\alpha) = k, N_{k,t}(\text{UCB}_\alpha) \geq \ell\} \\
&\leq \ell + \sum_{t=1}^T \mathbb{1} \{I_t(\text{UCB}_\alpha) = k, N_{k,t}(\text{tot}) \geq \ell\} \\
&\stackrel{(i)}{\leq} \ell + \sum_{t=1}^T \mathbb{1} \left\{ \bar{X}_{1,N_{1,t}(\text{tot})} + c_{t,N_{1,t}(\text{tot})}^\alpha \leq \bar{X}_{k,N_{k,t}(\text{tot})} + c_{t,N_{k,t}(\text{tot})}^\alpha, N_{k,t}(\text{tot}) \geq \ell \right\} \\
&\leq \ell + \sum_{t=1}^T \mathbb{1} \left\{ \min_{1 \leq s \leq 2t-2} \bar{X}_{1,s} + c_{t,s}^\alpha \leq \max_{\ell \leq s_k \leq 2t-2} \bar{X}_{k,s_k} + c_{t,s_k}^\alpha \right\} \\
&\leq \ell + K + \sum_{t=K+1}^{\infty} \sum_{s=1}^{2t-2} \sum_{s_k=\ell}^{2t-2} \mathbb{1} \{ \bar{X}_{1,s} + c_{t,s}^\alpha \leq \bar{X}_{k,s_k} + c_{t,s_k}^\alpha \}, \tag{36}
\end{aligned}$$

where step (i) is true by the definition of the UCB algorithm pulling arm k . Now observe that $\bar{X}_{1,s} + c_{t,s}^\alpha \leq \bar{X}_{k,s_k} + c_{t,s_k}^\alpha$ implies that at least one of the following must hold

$$\bar{X}_{1,s} \leq \mu_1 - c_{t,s}^\alpha \tag{37a}$$

$$\bar{X}_{k,s_k} \geq \mu_k + c_{t,s_k}^\alpha \tag{37b}$$

$$\mu_1 < \mu_k + 2c_{t,s_k}^\alpha. \tag{37c}$$

Recall from Fact 1 that the value of $c_{t,s}^\alpha$ is increasing in α on $[0, 1]$. We bound the probability of event (37a) by Hoeffding's inequality:

$$\mathbb{P}(\bar{X}_{1,s} \leq \mu_1 - c_{t,s}^\alpha) \leq \mathbb{P}(\bar{X}_{1,s} \leq \mu_1 - c_{t,s}^0) \leq e^{-4 \log(2t-2)} = \frac{1}{(2t-2)^4}$$

and similarly for event (37b):

$$\mathbb{P}(\bar{X}_{k,s_k} \geq \mu_k + c_{t,s_k}^\alpha) \leq \mathbb{P}(\bar{X}_{k,s_k} \geq \mu_k + c_{t,s_k}^0) \leq e^{-4 \log(2t-2)} = \frac{1}{(2t-2)^4}.$$

We set

$$\ell = \begin{cases} \lceil (8 \log 2T) / \Delta_k^2 \rceil & \text{if } \alpha = 0 \\ \lceil 8((2T)^\alpha - 1) / (\alpha \Delta_k^2) \rceil & \text{if } 0 < \alpha \leq 1. \end{cases} \tag{38}$$

Then event (37c) is false for $s_k \geq \ell$, because it can be verified that when $\alpha = 0$, we have

$$\mu_1 - \mu_k - 2c_{t,s_k}^0 = \mu_1 - \mu_k - 2\sqrt{2(\log(2t-2))/s_k} \geq \mu_1 - \mu_k - \Delta_k = 0$$

and similarly when $0 < \alpha \leq 1$, we have

$$\mu_1 - \mu_k - 2c_{t,s_k}^\alpha = \mu_1 - \mu_k - 2\sqrt{2((2t-2)^\alpha - 1)/(\alpha s_k)} \geq \mu_1 - \mu_k - \Delta_k = 0.$$

Hence, we have

$$\begin{aligned} \mathbb{E}[N_k(\text{UCB}_\alpha)] &\leq \ell + K + \sum_{t=K+1}^{\infty} \sum_{s=1}^{2t-2} \sum_{s_k=\ell}^{2t-2} \mathbb{P}(\bar{X}_{1,s} \leq \mu_1 - c_{t,s}) + \mathbb{P}(\bar{X}_{k,s_k} \geq \mu_k + c_{t,s_k}) \\ &\leq \ell + K + 2 \sum_{t=K+1}^{\infty} \sum_{s=1}^{2t-2} \sum_{s_k=1}^{2t-2} \frac{1}{(2t-2)^4} \\ &\leq \ell + K + \frac{1}{2} \sum_{t=1}^{\infty} \frac{1}{t^2} \\ &= \ell + K + \frac{\pi^2}{12}. \end{aligned} \tag{39}$$

Plugging in the definition of ℓ from (38) to (39) yields

$$\mathbb{E}[N_k(\text{UCB}_\alpha)] \leq \begin{cases} \frac{8 \log 2T}{\Delta_k^2} + K + \frac{\pi^2}{12} + 1 & \text{if } \alpha = 0, \\ \frac{8((2T)^\alpha - 1)}{\alpha \Delta_k^2} + K + \frac{\pi^2}{12} + 1 & \text{if } 0 < \alpha \leq 1. \end{cases}$$

Finally, noting that $\mathbb{E}[R_T(\text{UCB}_\alpha \mid (\mathcal{A}, \text{UCB}_\alpha))] \leq \sum_{k \neq 1} \Delta_k \cdot \mathbb{E}[N_k(\text{UCB}_\alpha)]$ completes the proof.

C.9.2 Proof of Proposition 4

We consider the last timestep at which the optimal arm 1 is pulled by the UCB algorithm. In order for the sum of the regrets of the two algorithms to be sublinear, the optimal arm 1 must have $\Omega(T)$ pulls. Hence, the upper confidence bound for the optimal arm 1 concentrates around its true mean. Whenever arm 1 is selected over arm 2 by the UCB algorithm, the confidence bound for arm 2 cannot be too large, and thus the number of pulls on arm 2 cannot be too small, yielding the desired lower bound.

In the proof, it suffices to consider the case $N_1(\text{UCB}_\alpha \mid (\mathcal{A}, \text{UCB}_\alpha)) \geq \frac{T}{2} + 1$, because otherwise the UCB algorithm must have $T/2$ pulls on suboptimal arms, incurring a linear regret and thus proving the $\Omega(T^\alpha)$ lower bound.

We now assume $N_1(\text{UCB}_\alpha \mid (\mathcal{A}, \text{UCB}_\alpha)) \geq \frac{T}{2} + 1$. Denote by random variable T_0 the last time that the optimal arm 1 is pulled by UCB_α . Then we have $T_0 \geq \frac{T}{2} + 1$. Define the number of times that arm 1 or arm 2 is pulled before timestep T_0 by

$$\begin{aligned} L_1 &:= N_{1,T_0}(\text{tot} \mid (\mathcal{A}, \text{UCB}_\alpha)), \\ L_2 &:= N_{2,T_0}(\text{tot} \mid (\mathcal{A}, \text{UCB}_\alpha)). \end{aligned}$$

We have $L_1 \geq \frac{T}{2}$, because the UCB algorithm must have pulled arm 1 for $T/2$ times before timestep T_0 . Recall the definition of the confidence bound $c_{t,s}^\alpha$ from (7). Let us first consider $0 < \alpha_1 \leq 1$. Since the UCB algorithm selects arm 1 over arm 2 at timestep T_0 , we have

$$\begin{aligned} \bar{X}_{2,L_2} + c_{T_0,L_2}^\alpha &\leq \bar{X}_{1,L_1} + c_{T_0,L_1}^\alpha \\ &\stackrel{(i)}{\leq} 1 + \sqrt{\frac{2((2T_0 - 2)^\alpha - 1)}{\alpha L_1}} \\ &\stackrel{(ii)}{\leq} 1 + \sqrt{\frac{4((2T_0 - 2)^\alpha - 1)}{\alpha T}} < c, \end{aligned} \tag{40}$$

for some positive constant $c > 0$, where step (i) is true because all rewards are bounded in $[0, 1]$, and step (ii) is true because $L_1 \geq \frac{T}{2}$. Hence, we have

$$\begin{aligned} c > \bar{X}_{2,L_2} + c_{T_0,L_2}^\alpha &\stackrel{(i)}{\geq} 0 + \sqrt{\frac{2((2T_0 - 2)^\alpha - 1)}{\alpha L_2}} \\ &\stackrel{(ii)}{\geq} \sqrt{\frac{2(T^\alpha - 1)}{\alpha L_2}}, \end{aligned} \tag{41}$$

where step (i) is true because all rewards are again bounded in $[0, 1]$, and step (ii) is true because $T_0 \geq \frac{T}{2} + 1$. Rearranging (41), we have the deterministic relation

$$L_2 > \frac{2(T^\alpha - 1)}{c^2 \alpha},$$

and therefore,

$$\begin{aligned} \mathbb{E}[R_T(\text{UCB}_\alpha \mid (\mathcal{A}, \text{UCB}_\alpha))] + \mathbb{E}[R_T(\mathcal{A} \mid (\mathcal{A}, \text{UCB}_\alpha))] &\geq \Delta_2 \cdot \mathbb{E}[N_2(\text{tot} \mid (\mathcal{A}, \text{UCB}_\alpha))] \\ &\geq \Delta_2 \cdot \mathbb{E}[L_2] = \Omega(T^\alpha), \end{aligned}$$

completing the proof for $0 < \alpha \leq 1$.

Finally, when $\alpha = 0$, we use the fact that $\lim_{\alpha \rightarrow 0} \frac{\kappa^\alpha - 1}{\alpha} = \log \kappa$ for any real-valued $\kappa > 0$. Following the same steps with the term $\frac{2((2T_0 - 2)^\alpha - 1)}{\alpha L_1}$ in (40) replaced by $\frac{2 \log(2T_0 - 2)}{L_1}$ yields the desired $\Omega(\log T)$ lower bound when $\alpha = 0$.

C.9.3 Proof of Proposition 5

Note that the ϵ -greedy algorithm incurs a constant instantaneous regret at every exploration step. The probability of an exploration step is $\epsilon_t = \Theta\left(\frac{1}{t^{1-\alpha}}\right)$. We lower bound the regret by computing the expected number of exploration steps as

$$\sum_{t=1}^T \frac{1}{t^{1-\alpha}} = \begin{cases} \Theta(\log T) & \text{if } \alpha = 0, \\ \Theta(T^\alpha) & \text{if } 0 < \alpha \leq 1. \end{cases}$$

We now formalize this argument separately for the case of $\alpha = 0$ and $0 < \alpha \leq 1$.

Case $\alpha = 0$. For any suboptimal arm $k \neq 1$, we have

$$\begin{aligned}
\mathbb{E}[N_k(\epsilon\text{-grd}_{0,C})] &\geq \frac{1}{K} \sum_{t=1}^T \epsilon_t \\
&= \frac{1}{K} \sum_{t=1}^T \min \left\{ 1, \frac{C}{2t-2} \right\} \\
&\geq \frac{C}{2K} + \frac{C}{2K} \sum_{t=\lfloor C/2 \rfloor + 2}^T \frac{1}{t} \\
&\geq \frac{C}{2K} + \frac{C}{2K} (\log(T+1) - \log(C/2 + 2)).
\end{aligned}$$

If C satisfies $T+1 \geq (C/2+2)^2$, then

$$\mathbb{E}[N_k(\epsilon\text{-grd}_{0,C})] \geq \frac{C}{2K} \cdot \frac{\log(T+1)}{2} \geq \frac{C}{4K} \cdot \log T.$$

Otherwise, if $T+1 < (C/2+2)^2$, then $C > 2(\sqrt{T+1}-2)$ and hence

$$\mathbb{E}[N_k(\epsilon\text{-grd}_{0,C})] \geq \frac{\sqrt{T+1}-2}{K}.$$

Summing over $k \neq 1$, the expected regret of the ϵ -greedy algorithm is lower bounded by

$$\mathbb{E} [R_T(\epsilon\text{-grd}_{0,C} \mid (\mathcal{A}, \epsilon\text{-grd}_{0,C}))] = \sum_{k \neq 1} \Delta_k \cdot \mathbb{E}[N_k(\epsilon\text{-grd}_{0,C})] = \Omega(\log T),$$

completing the case of $\alpha = 0$.

Case $0 < \alpha \leq 1$. A similar argument follows as in the case of $\alpha = 0$. We have

$$\begin{aligned}
\mathbb{E}[N_k(\epsilon\text{-grd}_{\alpha,C})] &\geq \frac{1}{K} \sum_{t=1}^T \epsilon_t \\
&\geq \frac{C}{2K} + \frac{C}{2K} \sum_{t=\lfloor C/2 \rfloor + 2}^T \frac{1}{t^{1-\alpha}} \\
&\geq \frac{C}{2K} + \frac{C}{2K} \cdot \frac{1}{\alpha} ((T+1)^\alpha - (C/2+2)^\alpha).
\end{aligned}$$

If C satisfies $T+1 \geq 2(C/2+2)$, then

$$\mathbb{E}[N_k(\epsilon\text{-grd}_{\alpha,C})] \geq \frac{C}{2K} \cdot \frac{1}{\alpha} \cdot \frac{3}{4} T^\alpha = \Omega(T^\alpha).$$

Otherwise, if $T+1 < 2(C/2+2)$, then $C > T-3$ and hence

$$\mathbb{E}[N_k(\epsilon\text{-grd}_{\alpha,C})] \geq \frac{T-3}{2K}.$$

Summing over k , the expected regret of the ϵ -greedy algorithm is lower bounded by

$$\mathbb{E} [R_T(\epsilon\text{-grd}_{\alpha,C} \mid (\mathcal{A}, \epsilon\text{-grd}_{\alpha,C}))] = \sum_{k \neq 1} \Delta_k \cdot \mathbb{E}[N_k(\epsilon\text{-grd}_{\alpha,C})] = \Omega(T^\alpha),$$

completing the case of $0 < \alpha \leq 1$.