
SIMILARITY-GUIDED DIFFUSION FOR CONTRASTIVE SEQUENTIAL RECOMMENDATION

Jinkyong Choi, Yejin Noh, Donghyeon Park *

Sejong University
Seoul, South Korea

{jjinchoi, shdpwls0114}@seju.ac.kr, parkdh@sejong.ac.kr

ABSTRACT

In sequential recommendation systems, data augmentation and contrastive learning techniques have recently been introduced using diffusion models to achieve robust representation learning. However, most of the existing approaches use random augmentation, which risk damaging the contextual information of the original sequence. Accordingly, we propose a **Similarity-Guided Diffusion** for Contrastive Sequential Recommendation. Our method leverages the similarity between item embedding vectors to generate semantically consistent noise. Moreover, we utilize high confidence score in the denoising process to select our augmentation positions. This approach more effectively reflects contextual and structural information compared to augmentation at random positions. From a contrastive learning perspective, the proposed augmentation technique provides more discriminative positive and negative samples, simultaneously improving training efficiency and recommendation performance. Experimental results on five benchmark datasets show that **SimDiffRec** outperforms the existing baseline models.

Keywords Data Augmentation, Sequential Recommendation, Diffusion-Model, Context-aware Recommendation

1 Introduction

Sequential recommendation systems (SR) play a crucial role in predicting the next item a user will interact with based on their past behavior. With the emergence of Transformer-based SR models, it has become possible to effectively capture and model patterns in user behavior [1, 2]. Nevertheless, SR models still suffer from data sparsity issues. In particular, because SR requires representation learning that reflects the sequential dependencies of user sequences, it is challenging to learn robust representations from limited data [3, 4]. To address these issues, data augmentation and contrastive learning have been actively studied in the SR field. However, contrastive learning models [5, 6, 7, 8] that utilize data augmentation still rely on relatively simple random augmentation methods such as noise injection, item masking, and deletion [9, 10]. While these techniques can increase data diversity, they risk adding unwanted noise or distorting user behavior patterns, leading to information loss [11].

Meanwhile, in pursuit of more sophisticated data augmentation, diffusion models [12, 13] have recently been utilized in recommendation systems, as well as in various CV [14, 15] and NLP [16, 17] domains. Although diffusion models typically use random noise, existing methods that use diffusion for data augmentation have the limitation that the generated samples do not sufficiently maintain semantic consistency or contextual alignment [18]. To address this problem, the need for more stable and consistent noise instead of random noise has been increasingly highlighted [19]. This is also true in recommendation systems: failing to adequately reflect the contextual information of the original sequence can lead to degraded contrastive learning performance. In particular, it is difficult to explicitly represent clear relationships between items in recommendation systems, and item meaning can vary with user intent or context. As a result, this problem can be even more pronounced [20, 21]. Therefore, there is a need to introduce structured noise that reflects contextual information instead of randomness.

*Corresponding author.

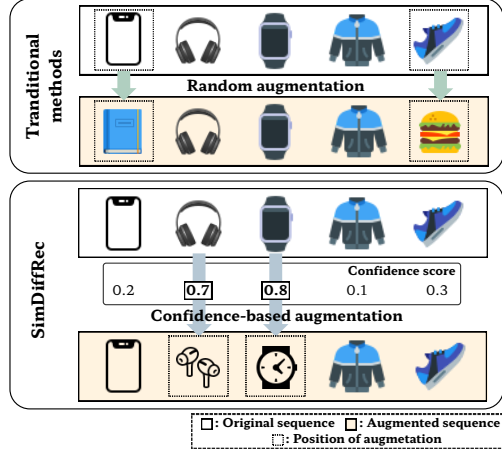


Figure 1: An example comparing traditional random augmentation, which disrupts semantic consistency, with our diffusion confidence-based augmentation that preserves it.

To achieve this goal, we propose **SimDiffRec** guided by three strategies: (1) semantic similarity-based noise generation, (2) position selection based on the diffusion model’s recovery confidence, and (3) contrastive learning that preserves context and structure.

First, unlike existing approaches that use random noise, SimDiffRec leverages item embeddings from the original sequence to select similar item vectors based on semantic or structural similarity, and uses them as noise. This similarity-based noise generation reduces interference from randomness and enables the production of consistent augmented data without damaging contextual information even in the early stages of training.

Second, existing augmentation techniques often select positions randomly, which risks generating semantically distorted samples in regions of the sequence that the model has not yet effectively learned. In contrast, SimDiffRec uses the diffusion model’s denoising confidence to preferentially select positions that have been well denoised by the model. Augmentation is then performed at these positions. This confidence-based approach ensures that augmentation occurs within contexts that the model already understands well, enabling the generation of data that better preserves the sequence’s structural and contextual consistency.

Together, these two strategies produce augmented sequences that maximize the effectiveness of contrastive learning and, integrated with a hard negative sampling strategy [22], allow the model to learn more fine-grained differences between the original and augmented sequences. By providing high-quality contrastive pairs that reflect both context and positional information, our approach enables stable representation learning in the contrastive stage that accounts for both context and position. In summary, the main contributions of this study are as follows:

- We generate item embedding noise based on semantic similarity instead of random noise, thereby maintaining semantic consistency throughout the diffusion process.
- We perform augmentation by focusing on positions where the diffusion model shows high reconstruction confidence, preserving both structural and contextual information.
- We combine semantic-based augmentation and hard negative sampling, enabling the model to effectively learn subtle differences and achieve fine-grained and robust discriminative learning.
- Through extensive experiments on five benchmark datasets, we verify that the proposed method simultaneously improves recommendation accuracy and generalization performance, and effectively preserves the semantic consistency of sequences.

2 Related Works

2.1 Sequential Recommendation

Sequential recommendation aims to predict items that a user may be interested in the future based on the user’s past interaction sequence. Early sequential recommendation techniques were based on simple probabilistic models such as Markov Chains [23]. While these methods were effective in modeling short-term dependencies, they had

limitations in modeling complex patterns or long-term dependencies in interaction data. These limitations were alleviated with the introduction of RNN-based models capable of processing entire sequences [24, 25, 26], followed by CNN-based models [27, 28, 29] that enabled to capture various sequence patterns. Subsequent attention-based models like SASRec [2] applied the Transformer architecture to sequential recommendation. However, these approaches still failed to solve the data sparsity problem, and the importance of data augmentation for mitigation has continued to grow.

2.2 Contrastive Learning Models

Contrastive learning is an approach that learns by comparing similar and dissimilar items, so that similar items are embedded close together in the representation space while dissimilar items are far apart [30, 31]. To effectively adopt contrastive learning for sequential recommendation, various methods have been proposed, such as learning item-item relationships [3], data-level augmentation via sequence transformations [4], and model-level augmentation through generating multiple representations of the input sequence [7]. Additionally, contrastive learning has been extended in multiple directions to better accommodate user variability in recommendation tasks. These include the introduction of meta-learning techniques that enable models to adapt to individual user patterns [6], mechanisms for capturing dynamic user intent to handle changing preferences over time [5], and the application of invariance and covariance principles to enhance model robustness against behavioral shifts [8]. However, most existing approaches have limitations in ensuring the semantic consistency of augmented sequences, which can result in unreasonable samples that do not match the context.

2.3 Diffusion Models

Diffusion models have demonstrated strong performance in various fields such as image [13, 12, 32] and text generation [16, 17, 33, 34], and have recently been actively applied to recommendation systems as well. In recommendation systems, diffusion models are utilized in two main ways. The first is as a recommendation model itself, where the diffusion model directly generates the continuous distribution of user preferences and items [35, 36, 37, 38]. The second approach leverages diffusion models in the data engineering and encoding process to improve recommendation performance, with various methods being proposed. In particular, for data augmentation using diffusion models, some methods generate augmented sequences to alleviate data sparsity [39], combine diffusion models as a plug-in by incorporating the user’s past sequence [40], or integrate semantic information into the diffusion process to enhance semantic consistency [41]. Additionally, generating contextually similar sequences in contrastive learning has also been shown to improve the performance of personalized recommendation systems [20]. However, diffusion-based recommendation models often suffer from contextual distortions in generated sequences due to the use of random noise. To address this issue, we propose a deterministic diffusion process that preserves contextual consistency in the generated sequences, effectively mitigating such distortions.

3 Preliminary

We briefly introduce the sequential recommendation problem and provide an overview of typical sequential recommendation and diffusion models.

3.1 Problem Statement

The goal of sequential recommendation is to predict the item a user will interact with next based on the user’s past interaction sequence. Given a set of users U and a set of items V , each user $u \in U$ has a sequence $S_u = [v_1^u, v_2^u, \dots, v_{|S_u|}^u]$. Formally, the next-item prediction task is formulated as:

$$\arg \max_{v_i \in V} P(v_{|S_u|+1}^u = v_i \mid S_u) \quad (1)$$

where P denotes the probability of each item being the next in the sequence, and the equation selects the most probable one given S_u .

3.2 Sequential Recommendation Model

Following prior research [2, 20], we employ a Transformer-based architecture for sequential recommendation. Each item in the set V is represented by an embedding e_k . Positional embeddings p_k are added to incorporate order information, resulting in $h_k^0 = e_k + p_k$. This sequence is processed through multiple Transformer encoder layers, capturing complex user interaction patterns. The final hidden state h_n^L represents the user’s interaction sequence. For prediction, logits for

each item v_i are computed by the inner product between h_n^L and all item embeddings M :

$$r = h_n^L M^T \quad (2)$$

The Binary Cross-Entropy loss with negative sampling is defined as:

$$\mathcal{L}_{sr} = - \sum_{u \in \mathcal{U}} \sum_{t=1}^n \left[\log(\sigma(h_t^L \cdot e_{v_{t+1}})) + \log(1 - \sigma(h_t^L \cdot e_{v_j^-})) \right] \quad (3)$$

where $e_{v_{t+1}}$ is the embedding of the ground-truth next item, and $e_{v_j^-}$ is the embedding of a negatively sampled item. This training approach enhances the model’s ability to distinguish between relevant and irrelevant items.

3.3 Diffusion Models

We introduce the general principles of diffusion models based on DDPM [12].

3.3.1 Forward Process

A continuous embedding sampled from the original data distribution $\mathbf{x}_0 \sim q(\mathbf{x}_0)$ is gradually noised with standard Gaussian noise over T steps. This process is modeled as a Markov chain, and the complete forward process is formulated as:

$$q(\mathbf{x}_{1:T} | \mathbf{x}_0) = \prod_{t=1}^T q(\mathbf{x}_t | \mathbf{x}_{t-1}), \quad (4)$$

$$q(\mathbf{x}_t | \mathbf{x}_{t-1}) = \mathcal{N}(\mathbf{x}_t; \sqrt{1 - \beta_t} \mathbf{x}_{t-1}, \beta_t \mathbf{I})$$

where $\beta_t \in (0, 1)$ is the variance schedule at time step t , a hyperparameter controlling the noise intensity. After sufficient noise has been added, \mathbf{x}_T approaches $\mathcal{N}(0, I)$.

3.3.2 Reverse Process

Starting from the final noised embedding \mathbf{x}_T , the original data \mathbf{x}_0 is gradually denoised using a trained model p_θ . The reverse process is formulated as:

$$p_\theta(\mathbf{x}_{0:T}) = p(\mathbf{x}_T) \prod_{t=1}^T p_\theta(\mathbf{x}_{t-1} | \mathbf{x}_t), \quad (5)$$

$$p_\theta(\mathbf{x}_{t-1} | \mathbf{x}_t) = \mathcal{N}(\mathbf{x}_{t-1}; \mu_\theta(\mathbf{x}_t, t), \Sigma_\theta(\mathbf{x}_t, t))$$

where $\mu_\theta(\mathbf{x}_t, t)$ and $\Sigma_\theta(\mathbf{x}_t, t)$ are the predicted mean and variance by the model in the reverse process. The recovered embedding \mathbf{x}_0 is converted to discrete tokens \mathbf{z}_0 via rounding or a softmax projection, producing an output sequence.

4 Methodology

In this study, the proposed **SimDiffRec** is shown in Figure 2. We leverage the semantic similarity between item embeddings to generate noise that preserves the contextual information of the original sequence. The generated noise is effectively recovered through the diffusion model’s forward and reverse processes, and we apply confidence-based position selection and a hard negative sampling technique.

4.1 Semantic Similarity-based Noise Generation

In this study, to maximize augmentation effectiveness while preserving as much of the original sequence’s contextual and semantic information as possible, we propose a noise generation technique that leverages the semantic similarity between item embedding vectors. Existing works perform augmentation by inserting random noise into diffusion models, but this approach can cause excessive distortion of samples in the early stages of training and carries a high risk of losing contextual information.

To address this, instead of highly random noise, we deterministically generate semantically similar noise by utilizing the semantic similarity between item embedding vectors. This method preserves the original semantic information better than random noise and, at the same time, indirectly conveys the original sequence’s contextual information to the diffusion model, thereby minimizing information distortion during augmentation.

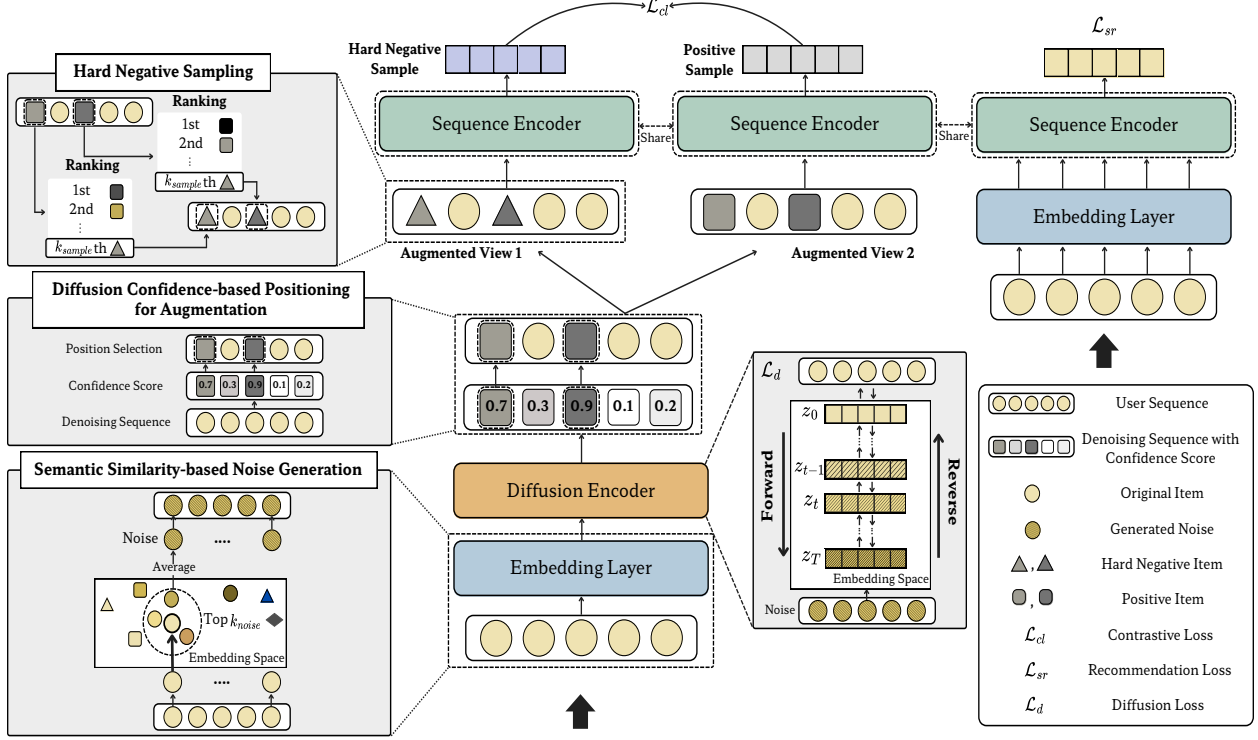


Figure 2: Overview of the diffusion process for sequential recommendation: (1) Encoding user-item sequences using a Transformer-based SR model and inserting semantic similarity-based noise. (2) Preserve contextual information through the denoising process of diffusion and select augmentation target positions with high confidence. (3) Applying hard negative sampling to perform contrastive learning.

Specifically, each item v_i in a user sequence S_u passes through the item embedding layer to obtain an embedding vector sequence $e_u = [e_1, e_2, \dots, e_n]$. Let W be the entire item embedding matrix; we compute a similarity score for each item by taking the dot product between e_u and W . Here, to ensure that self-similarity is not included in noise generation, we apply self-masking to exclude an item's similarity with itself. The similarity is computed as follows:

$$\text{similarity} = e_u \cdot W^T \quad (6)$$

Based on the computed similarity scores, items are sorted in descending order, and the top k_{noise} embedding vectors $e_{j_1}, e_{j_2}, \dots, e_{j_k}$ are selected. The noise is then defined as the average of these vectors:

$$\text{noise} = \frac{1}{k} \sum_{i=1}^k e_{j_i} \quad (7)$$

The semantically similar noise generated in this way acts as a guide during the diffusion model's recovery of the sequence, helping prevent it from deviating significantly from the original items. This guidance makes it possible to generate augmentations that are semantically similar to the original items, and reduces the likelihood that the diffusion model will produce samples that overly distort the structure of the original sequence, leading to more effective contrastive learning.

4.2 Diffusion Forward and Reverse

We describe the diffusion model procedures for the forward diffusion process, where semantically similar noise is inserted deterministically, and the reverse diffusion process that recovers the sequence.

4.2.1 Forward Process

Unlike the standard diffusion model which adds noise sampled randomly from a Gaussian distribution, our approach uses a predefined noise deterministically. At each step t , the state \mathbf{z}_t is defined as:

$$\mathbf{z}_t = \alpha_t \mathbf{z}_{t-1} + \beta_t \cdot \text{noise} \quad (8)$$

where α_t gradually reduces the weight of the original input, and β_t controls the strength of the noise. Repeating this process for T steps, the entire forward process is formulated as:

$$\mathbf{z}_T = \prod_{t=1}^T \alpha_t \mathbf{z}_0 + \sum_{t=1}^T \left(\beta_t \cdot \text{noise} \prod_{i=t+1}^T \alpha_i \right) \quad (9)$$

The first term $\prod_{t=1}^T \alpha_t \mathbf{z}_0$ represents the original sequence gradually fading, and the second term $\sum_{t=1}^T \left(\beta_t \cdot \text{noise} \prod_{i=t+1}^T \alpha_i \right)$ shows the accumulation of noise added in later steps has a greater impact. This semantic similarity-based noise approach preserves semantic information better than random sampling.

4.2.2 Reverse Process

The reverse process proceeds as in the standard diffusion model, by iteratively removing noise. Starting from \mathbf{z}_T , the model is formulated with the following conditional probability:

$$p_\theta(\mathbf{z}_{t-1} \mid \mathbf{z}_t) = \mathcal{N}(\mathbf{z}_{t-1}; \mu_\theta(\mathbf{z}_t, t), \Sigma_\theta(\mathbf{z}_t, t)) \quad (10)$$

where μ_θ and Σ_θ are learnable functions that the model is trained to output in order to remove noise from the sequence while preserving contextual information.

The entire reverse process is formulated as:

$$p_\theta(\mathbf{z}_{0:T}) = p(\mathbf{z}_T) \prod_{t=1}^T p_\theta(\mathbf{z}_{t-1} \mid \mathbf{z}_t) \quad (11)$$

where $p(\mathbf{z}_T)$ is the distribution of the final state with the most noise, and the model uses it as a starting point to recover \mathbf{z}_0 as the denoised initial sequence representation.

Finally, we apply the trainable rounding technique [16] to map the continuous embedding vector \mathbf{z}_0 back to discrete items:

$$p_\theta(s \mid \mathbf{z}_0) = \prod_{i=1}^n p_\theta(v_i \mid z_i) \quad (12)$$

This step helps accurately recover the original item sequence from the continuous representation.

4.2.3 Loss Function L_d

The diffusion model is trained with a loss function designed to minimize the difference between the original sequence and the recovered sequence. Following DiffuSeq [34], we simplify it as:

$$L_d = \sum_{t=2}^T \|\mathbf{z}_0 - f_\theta(\mathbf{z}_t, t)\|^2 + \|e - f_\theta(\mathbf{z}_1, 1)\|^2 - \log p_\theta(s \mid \mathbf{z}_0) \quad (13)$$

Overall, this loss function trains the model by jointly considering the error at each step of the denoising process and the probabilistic discrepancy in the final mapping to the discrete sequence.

4.3 Diffusion Confidence-based Positioning for Augmentation

Existing data augmentation techniques often incorporate some contextual information in the augmented items, but the position where augmentation is applied is determined randomly. This approach might fail to account for the overall context adequately, and if a poorly learned region is selected, there is a possibility of choosing an incorrect item, leading to contextual distortion.

To address this problem, we propose a method for selecting augmentation positions based on confidence scores obtained during the diffusion model’s denoising process. Specifically, the confidence score c_i denotes the probability of the most likely item at position i , computed from the predicted item distribution after restoring the fully noised sequence using the diffusion model. This quantitatively represents how much the model trusts the contextual information at that position. The computation proceeds as follows. First, for each position i , we take the encoder output h_i and perform a dot product with the item embedding matrix W to compute a logit vector z_i :

$$z_i = W \cdot h_i \quad (14)$$

Then we apply a softmax to obtain the item restoration probability distribution p_i for position i :

$$p_{ij} = \frac{\exp(z_{ij})}{\sum_{k=1}^{|V|} \exp(z_{ik})}, \quad j \in V \quad (15)$$

From this probability distribution, we take the highest probability value and define it as the confidence c_i for that position:

$$c_i = \max_{j \in V} p_{ij} \quad (16)$$

A high c_i indicates that the context at that position is well captured and the model can restore the correct item with high probability. In contrast, a low c_i implies that the model is less confident about that position, suggesting that the position might not be suitable for augmentation. Using this approach, we compute $\{c_1, c_2, \dots, c_n\}$ for the entire sequence, then sort them in descending order of confidence and select the top k positions as the final augmentation targets. By selecting positions based on the predicted confidence, we can reduce the contextual distortion that may occur with conventional random position augmentation, and provide more meaningful augmentations from the perspective of contrastive learning. Consequently, this leads to the generation of more effective positive samples, contributing to improved contrastive learning performance.

4.4 Hard Negative Sampling for CL

One of the critical factors in contrastive learning (CL) is the construction of positive and negative samples. In particular, hard negative sampling plays an important role in providing richer training signals to the model [22]. In this work, we propose a method to construct hard negative samples in combination with the confidence-based augmentation approach.

First, similar to how the item recovered with the highest probability at each position is chosen as the positive sample in Section 4.3, the hard negative sample is constructed by selecting the item corresponding to the k_{sample} th rank in terms of probability at that position. Here, k_{sample} is a rank index; for instance, if $k_{sample} = 1$, the same item as the positive sample is chosen. As k_{sample} increases, a hard negative sample with relatively high similarity that is difficult to distinguish from the positive sample is selected. This process helps the model learn subtle differences and enhance its discriminative ability.

Using the constructed hard negative samples, we compute a contrastive loss based on InfoNCE [42]. Specifically, let \mathbf{e}_u be the sequence representation of user u , \mathbf{e}_{v+} the embedding of a positive item, and \mathbf{e}_{v-} the embedding of a hard negative item. Let \mathcal{N}_b denote the set of in-batch negative samples. Then, the contrastive loss is formulated as:

$$L_{cl} = -\log \frac{\exp(\text{sim}(\mathbf{e}_u, \mathbf{e}_{v+})/\tau)}{\exp(\text{sim}(\mathbf{e}_u, \mathbf{e}_{v+})/\tau) + \exp(\text{sim}(\mathbf{e}_u, \mathbf{e}_{v-})/\tau) + \sum_{\tilde{v} \in \mathcal{N}_b} \exp(\text{sim}(\mathbf{e}_u, \mathbf{e}_{\tilde{v}})/\tau)} \quad (17)$$

where $\text{sim}(\mathbf{e}_a, \mathbf{e}_b)$ denotes the cosine similarity between two embedding vectors, and τ is a temperature parameter controlling the model’s discrimination sensitivity. Finally, the hard negative-based contrastive loss L_{cl} is combined with the sequential recommendation loss L_{sr} and the diffusion loss L_d to form the overall training objective:

$$L_{\text{Total}} = L_{sr} + \alpha L_{cl} + \beta L_d \quad (18)$$

where α and β are hyperparameters that control the contribution of each loss term. By reflecting predicted confidence in augmentation position selection, and using diffusion-based sequences alongside hard negative samples, the approach reduces context distortion from random augmentations and provides semantically meaningful enhancements. This guided to more effective positive sample generation and improves contrastive learning performance.

Table 1: The Statistics of Datasets

Datasets	#Users	#Items	#Actions	Avg. Length	Sparsity
Beauty	22,363	12,101	198,502	8.8	99.93%
Toys	19,412	11,924	167,597	8.6	99.93%
Sports	35,598	18,357	296,337	8.3	99.95%
Yelp	30,431	20,033	316,354	10.4	99.95%
ML-1m	6,040	3,953	1,000,209	165.6	95.81%

Table 2: Performance comparison of different methods on five datasets. Bold font indicates the best performance, while underlined values represent the second-best. Our method achieves state-of-the-art results among all baseline models, as each experiment was run until the variance dropped below 0.01.

Dataset	Metric	Classical Method		Contrastive Learning-based Method				Diffusion-based Method				improv.
		BERT4Rec	SASRec	CL4SRec	DuoRec	MCLRec	ECL-SR	DiffuASR	DreamRec	CaDiRec	Ours	
Beauty	HR@5	0.0178	0.0303	0.0456	0.0471	0.0499	0.0489	0.0445	0.0477	0.0521	0.0572	9.78%
	HR@10	0.0309	0.0557	0.0774	0.0799	0.0836	0.0822	0.0759	0.0805	0.0867	0.0932	7.49%
	ND@5	0.0109	0.0163	0.0259	0.0268	0.0286	0.0287	0.0252	0.0273	0.0300	0.0310	3.33%
	ND@10	0.0152	0.0245	0.0361	0.0374	0.0394	0.0395	0.0353	0.0378	0.0411	0.0427	3.89%
Toys	HR@5	0.0123	0.0304	0.0437	0.0454	0.0475	0.0425	0.0428	0.0456	0.0494	0.0560	13.36%
	HR@10	0.0202	0.0526	0.0721	0.0748	0.0776	0.0710	0.0707	0.0748	0.0804	0.0896	11.44%
	ND@5	0.0075	0.0164	0.0236	0.0245	0.0257	0.0241	0.0231	0.0246	0.0267	0.0288	7.87%
	ND@10	0.0058	0.0236	0.0328	0.0340	0.0354	0.0333	0.0321	0.0341	0.0367	0.0396	7.90%
Sports	HR@5	0.0068	0.0187	0.0272	0.0287	0.0297	0.0283	0.0266	0.0285	0.0309	0.0338	9.39%
	HR@10	0.0122	0.0343	0.0453	0.0476	0.0484	0.0473	0.0445	0.0469	0.0500	0.0562	12.40%
	ND@5	0.0041	0.0107	0.0158	0.0166	0.0173	0.0172	0.0154	0.0165	0.0180	0.0191	6.11%
	ND@10	0.0101	0.0157	0.0221	0.0233	0.0240	0.0233	0.0217	0.0231	0.0249	0.0252	1.20%
Yelp	HR@5	0.0256	0.0358	0.0414	0.0425	0.0430	0.0438	0.0405	0.0416	0.0431	0.0477	8.88%
	HR@10	0.0414	0.0508	0.0616	0.0613	0.0647	0.0662	0.0583	0.0601	0.0624	0.0689	4.08%
	ND@5	0.0164	0.0265	0.0295	0.0306	0.0304	0.0294	0.0293	0.0299	0.0308	0.0332	7.79%
	ND@10	0.0214	0.0314	0.0353	0.0367	0.0364	0.0366	0.0350	0.0359	0.0370	0.0401	8.38%
ML-1m	HR@5	0.0356	0.0770	0.1090	0.1119	0.1181	0.1194	0.1067	0.1136	0.1227	0.1278	4.16%
	HR@10	0.0533	0.1399	0.1888	0.1936	0.2028	0.2079	0.1853	0.1958	0.2098	0.2182	4.01%
	ND@5	0.0197	0.0431	0.0620	0.0636	0.0674	0.0675	0.0606	0.0647	0.0701	0.0712	1.57%
	ND@10	0.0158	0.0625	0.0876	0.0898	0.0947	0.0961	0.0858	0.0911	0.0983	0.0996	1.32%

5 Experiments

5.1 Experimental Settings

5.1.1 Datasets

We evaluated the performance of sequential recommendation using five real-world datasets: Beauty, Toys, Sports, Yelp, and MovieLens. Dataset statistics are shown in Table 1. The Beauty, Sports, and Toys datasets, collected from Amazon², contain product purchase and review records. The Yelp³ dataset includes user visits and reviews for local businesses, representing implicit feedback. MovieLens⁴ is a widely used benchmark for evaluating recommendation algorithms based on movie ratings. Following prior work [20], we filtered out users and items with fewer than five interactions to ensure data quality and experimental stability.

5.1.2 Evaluation Metrics

We evaluate model performance using the following ranking metrics. HR@k (Hit Ratio) measures whether the ground-truth item appears within the top- k recommendations. In other words, it evaluates whether the actual item is among the top- k recommended items. NDCG@k (Normalized Discounted Cumulative Gain) is a ranking quality metric that awards higher scores when the correctly ranked item appears higher in the recommendation list. It reflects not only the presence of the ground-truth item but also its ranking position.

5.1.3 Baseline Models

To evaluate the effectiveness of our proposed approach, we compared it against nine baseline models, which can be broadly categorized into Classical Methods, Contrastive Learning-based Methods, and Diffusion-based Methods.

- **SASRec [2]**: A Transformer-based SR model using self-attention.
- **Bert4Rec [1]**: Employs a BERT-style Masked Language Modeling approach to learn contextual user behaviors.

²<http://jmcauley.ucsd.edu/data/amazon/>

³<https://www.yelp.com/dataset>

⁴<https://grouplens.org/datasets/movielens/>

- **CL4SRec** [4]: Uses random augmentation (three strategies) to form positive views for contrastive learning.
- **DuoRec** [7]: A dual-level contrastive learning model that enhances performance with model-level augmentation and hard positive sampling.
- **MCLRec** [6]: Combines data-level and model-level augmentations to learn multiple user intents.
- **ECL-SR** [8]: Adopts invariance and equivariance based augmentations with a conditional discriminator to learn powerful user sequence representations.
- **DiffuASR** [39]: Predicts the next item by generating pseudo items with a diffusion model, which are then combined with the original sequence to form an extended sequence.
- **DreamRec** [35]: Predicts the next item by generating personalized oracle items based on past user interactions.
- **CaDiRec** [20]: Uses user behavior context to generate recommended items, and provides personalized recommendations tailored to user preferences.

5.1.4 Implementation Details

All models were implemented under the same conditions for a fair comparison. The recommendation models were evaluated using the Recbole [43] framework and are based on a Transformer architecture with 2 layers and 2 attention heads. In contrast, the diffusion model consists of a Transformer with 1 layer and 2 attention heads, and uses a fixed total of 1000 diffusion steps. The hyperparameters for the two loss terms, α and β , were tested over the range [0.1, 0.2, 0.3, 0.4, 0.5]. A batch size of 256 was used along with the Adam optimizer set at a learning rate of 0.001. Additionally, the maximum sequence lengths were set to 50 for the three Amazon datasets and Yelp, and 200 for MovieLens.

5.2 Overall Comparison

All experiments were repeated ten times, and the average performance is reported in Table 2. The results show that our method consistently achieves higher performance than existing approaches on key metrics like HR@5 and HR@10.

Classical methods (SASRec, BERT4Rec) do not employ contrastive learning or data augmentation, show relatively lower performance compared to contrastive learning-based models. This suggests that contrastive learning enables more effective learning of user sequence representations, thereby improving recommendation performance. **CL-based methods** (CL4SRec, DuoRec, MCLRec, ECL-SR) leverage contrastive learning to learn subtle differences between positive and negative samples, yielding improved performance over classical methods. However, because they do not sufficiently reflect contextual information during augmentation, they sometimes produce unreasonable positive pairs. **Diffusion-based methods** (DiffuASR, DreamRec, CaDiRec) use a process in which random noise is sampled from a Gaussian distribution, added to the sequence, and then the sequence is denoised. This approach risks damaging the meaning or structure of the original sequence. In contrast, our method introduces semantically similar noise by leveraging the similarities between item embeddings and using the average embedding of semantically similar items as noise. Furthermore, by utilizing the diffusion model’s probabilistic denoising and the confidence scores for each position, we select highly confident positive samples and provide a strong learning signal to distinguish subtle differences via hard negative sampling.

Table 3: Ablation study on three datasets

Dataset	Metric	w/o k_{noise}	w/o c_{aug}	w/o k_{sample}	Ours
Beauty	HR@5	0.0558	0.0539	0.0551	0.0572
	NDCG@5	0.0306	0.0295	0.0300	0.0310
	HR@10	0.0911	0.0900	0.0921	0.0932
	NDCG@10	0.0420	0.0412	0.0419	0.0427
Toys	HR@5	0.0555	0.0537	0.0560	0.0560
	NDCG@5	0.0283	0.0273	0.0279	0.0288
	HR@10	0.0895	0.0882	0.0876	0.0896
	NDCG@10	0.0395	0.0388	0.0385	0.0396
Sports	HR@5	0.0328	0.0328	0.0332	0.0338
	NDCG@5	0.0169	0.0172	0.0171	0.0191
	HR@10	0.0523	0.0544	0.0559	0.0562
	NDCG@10	0.0232	0.0242	0.0244	0.0252

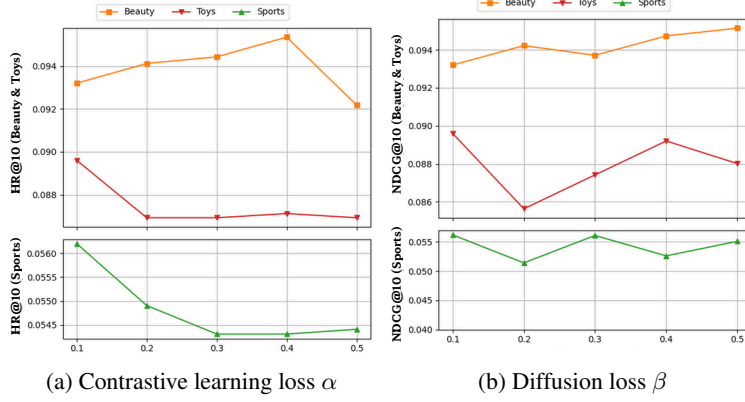


Figure 3: Hyperparameter study of α , β on three datasets

5.3 Ablation Study

We conducted an ablation study to assess the impact of each component of our model on overall performance, as shown in Table 3. Removing the semantic similarity-based noise (w/o k_{noise}) led to decreases in HR@10 and NDCG@10, indicating that leveraging item embedding similarities to preserve the structural and semantic characteristics of the original sequence plays an important role in effective data augmentation. Removing the confidence-based augmentation (w/o c_{aug}) resulted in performance degradation on all datasets. This shows that selecting augmentation positions based on softmax probabilities to generate reliable positive samples has a significant impact on learning item relationships. Without this process, augmentation may produce low-confidence samples, leading to a drop in recommendation performance. Removing hard negative sampling (w/o k_{sample}) weakened the contrastive learning signal, resulting in performance degradation. Since hard negatives are essential for learning subtle differences, removing them led to a larger drop in performance, especially in terms of NDCG. Overall, each component contributes individually to performance improvement, and removing any component results in a performance drop. These findings confirm that all aspects of our proposed method play a crucial role in optimizing performance.

5.4 Hyperparameter Study

We analyze the influence of two key hyperparameters on HR@10: the contrastive loss weight (α) and the diffusion loss weight (β). As crucial hyperparameters, their values are fixed before training and tuned on a validation set. They determine the relative contribution of each loss term to the overall objective function, making the search for an optimal balance essential for maximizing model performance. For α , in most datasets performance gradually improved up to $\alpha = 0.1$ and reached an optimum, but when α exceeded 0.2, performance tended to decline. In the Beauty dataset in particular, the best performance was achieved at $\alpha = 0.4$, suggesting that differences in sparsity compared to other datasets influenced the effectiveness of contrastive learning. By contrast, β did not significantly affect HR@10 in most cases, although the Beauty dataset showed a temporary performance dip around $\beta = 0.2$. Nevertheless, overall performance remained stable. In summary, the Beauty dataset is optimized at relatively higher loss weights around $(\alpha, \beta = 0.4, 0.4)$, whereas the Toys and Sports datasets achieve the best performance at lower weights $(\alpha, \beta = 0.1, 0.1)$. This demonstrates that finely tuning the balance between loss terms based on dataset characteristics is essential for maximizing model performance.

5.5 Analysis of Hard Negative Sampling and Similarity Embeddings

We conducted two experiments to assess the model’s robustness. First, we adjusted the ranking index (k_{sample}) for hard negative sampling to analyze how the model is affected by the similarity between positive samples and negative samples. Next, we varied the number of similar embeddings (k_{noise}) to evaluate the impact of semantic similarity-based noise on recommendation performance. These experiments were performed on the Beauty, Toys, and Sports domains, and the results are presented in Figure 4.

As k_{sample} increases, generating negative samples that are further from the positive samples, overall performance decreased in all domains. In contrast, when k_{sample} is smaller, the negative samples become more similar to the positive samples, allowing the model to learn subtle differences that are harder to distinguish, which in turn tends to improve performance. However, the extent of this effect varied depending on domain characteristics, and when k_{sample} was set too high, the role of hard negatives was diminished. Furthermore, the analysis of k_{noise} revealed that in the low item

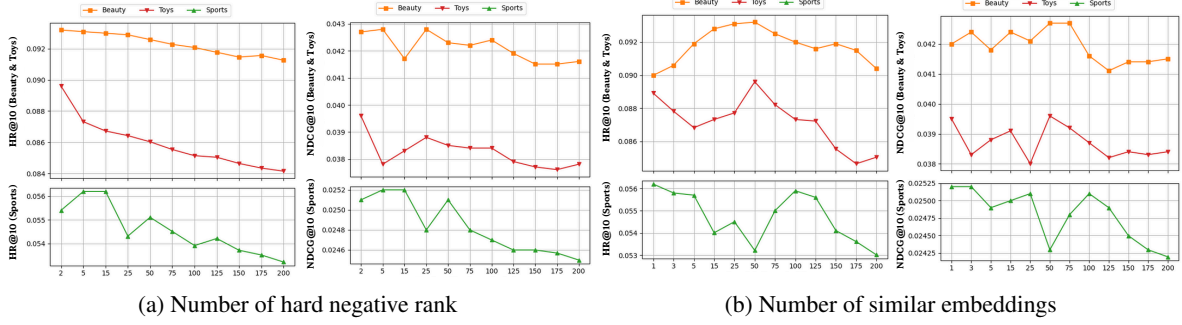


Figure 4: Performance changes based on hard negative sampling rank and similarity-based noise

sparsity domains (Beauty and Toys), optimal performance was achieved when k_{noise} ranged from 25 to 50, whereas in the high sparsity Sports domain, the best performance was observed with k_{noise} between 1 and 5. These findings suggest that properly balancing the composition of negative samples and similar items in contrastive learning-based recommendation systems can effectively mitigate the challenges posed by data sparsity and noise.

5.6 Sequence Representation Visualization

To analyze the impact of confidence-based augmentation (c_{aug}) on item representations within user sequences, we visualized item embeddings using t-SNE [44] for cases with and without confidence-based augmentation. The conventional random position augmentation does not incorporate any contextual information into the augmentation position, making it more likely to be applied to relatively under-trained parts. This can lead to the degradation of contextual information or distortion of the characteristics of the user behavior sequence. In fact, when random augmentation was applied, the similarity between items within a sequence was low, and clusters tended to be somewhat dispersed. In contrast, confidence-based augmentation performs the augmentation at the position where the model is most confident after diffusion restoration, thereby preserving contextual information while applying meaningful transformations. As a result, the distances between items within the same sequence become closer, item representations are formed more similarly, and they can be effectively utilized for contrastive learning. These findings suggest that confidence-based augmentation contributes to enhancing the consistency of item representation learning by reflecting contextual information more effectively than the conventional random position augmentation.

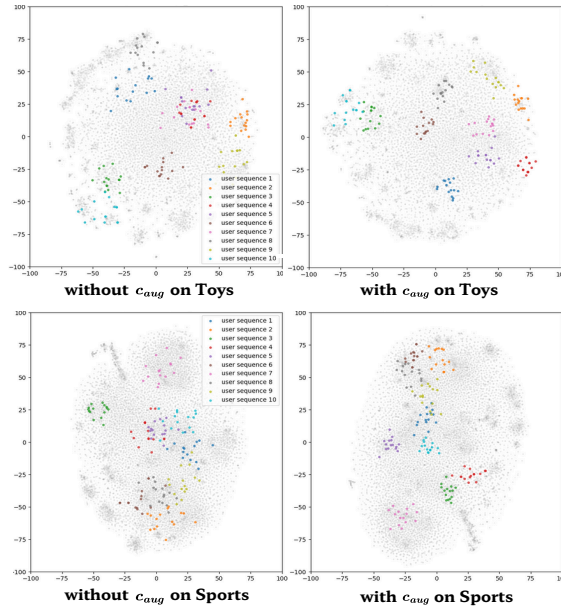


Figure 5: T-SNE visualization of sequence embeddings trained without and with c_{aug}

6 Conclusion

In this study, we propose **SimDiffRec**, which leverages semantic similarity between item embeddings for data augmentation instead of random noise. It strategically selects augmentation positions using confidence scores derived from a diffusion model and incorporates hard negative sampling to capture subtle differences in negative samples. Experimental results show that our method outperforms all baseline models, validating the effectiveness of the proposed semantic similarity-based noise generation and confidence-based augmentation strategies.

References

- [1] Fei Sun, Jun Liu, Jian Wu, Changhua Pei, Xiao Lin, Wenwu Ou, and Peng Jiang. Bert4rec: Sequential recommendation with bidirectional encoder representations from transformer. In *CIKM*, pages 1441–1450, 2019.
- [2] Wang-Cheng Kang and Julian McAuley. Self-attentive sequential recommendation. In *ICDM*, pages 197–206. IEEE, 2018.
- [3] Kun Zhou, Hui Wang, Wayne Xin Zhao, Yutao Zhu, Sirui Wang, Fuzheng Zhang, Zhongyuan Wang, and Ji-Rong Wen. S3-rec: Self-supervised learning for sequential recommendation with mutual information maximization. In *Proceedings of the 29th ACM international conference on information & knowledge management*, pages 1893–1902, 2020.
- [4] Xu Xie, Fei Sun, Zhaoyang Liu, Shiwen Wu, Jinyang Gao, Jiandong Zhang, Bolin Ding, and Bin Cui. Contrastive learning for sequential recommendation. In *2022 IEEE 38th international conference on data engineering (ICDE)*, pages 1259–1273. IEEE, 2022.
- [5] Yongjun Chen, Zhiwei Liu, Jia Li, Julian McAuley, and Caiming Xiong. Intent contrastive learning for sequential recommendation. In *Proceedings of the ACM web conference 2022*, pages 2172–2182, 2022.
- [6] Xiuyuan Qin, Huanhuan Yuan, Pengpeng Zhao, Junhua Fang, Fuzhen Zhuang, Guanfeng Liu, Yanchi Liu, and Victor Sheng. Meta-optimized contrastive learning for sequential recommendation. In *Proceedings of the 46th international ACM SIGIR conference on research and development in information retrieval*, pages 89–98, 2023.
- [7] Ruihong Qiu, Zi Huang, Hongzhi Yin, and Zijian Wang. Contrastive learning for representation degeneration problem in sequential recommendation. In *Proceedings of the fifteenth ACM international conference on web search and data mining*, pages 813–823, 2022.
- [8] Peilin Zhou, Jingqi Gao, Yueqi Xie, Qichen Ye, Yining Hua, Jaeboum Kim, Shoujin Wang, and Sunghun Kim. Equivariant contrastive learning for sequential recommendation. In *Proceedings of the 17th ACM conference on recommender systems*, pages 129–140, 2023.
- [9] Jason Wei and Kai Zou. EDA: Easy data augmentation techniques for boosting performance on text classification tasks. In Kentaro Inui, Jing Jiang, Vincent Ng, and Xiaojun Wan, editors, *Proceedings of the 2019 Conference on Empirical Methods in Natural Language Processing and the 9th International Joint Conference on Natural Language Processing (EMNLP-IJCNLP)*, pages 6382–6388, Hong Kong, China, November 2019. Association for Computational Linguistics.
- [10] Joo-yeong Song and Bongwon Suh. Data augmentation strategies for improving sequential recommender systems. *arXiv preprint arXiv:2203.14037*, 2022.
- [11] Peilin Zhou, You-Liang Huang, Yueqi Xie, Jingqi Gao, Shoujin Wang, Jae Boum Kim, and Sunghun Kim. Is contrastive learning necessary? a study of data augmentation vs contrastive learning in sequential recommendation. In *Proceedings of the ACM Web Conference 2024*, pages 3854–3863, 2024.
- [12] Jonathan Ho, Ajay Jain, and Pieter Abbeel. Denoising diffusion probabilistic models. *Advances in neural information processing systems*, 33:6840–6851, 2020.
- [13] Prafulla Dhariwal and Alexander Nichol. Diffusion models beat gans on image synthesis. *Advances in neural information processing systems*, 34:8780–8794, 2021.
- [14] Robin Rombach, Andreas Blattmann, Dominik Lorenz, Patrick Esser, and Björn Ommer. High-resolution image synthesis with latent diffusion models. In *Proceedings of the IEEE/CVF conference on computer vision and pattern recognition*, pages 10684–10695, 2022.
- [15] Chitwan Saharia, William Chan, Saurabh Saxena, Lala Li, Jay Whang, Emily L Denton, Kamyar Ghasemipour, Raphael Gontijo Lopes, Burcu Karagol Ayan, Tim Salimans, et al. Photorealistic text-to-image diffusion models with deep language understanding. *Advances in neural information processing systems*, 35:36479–36494, 2022.

- [16] Xiang Li, John Thickstun, Ishaan Gulrajani, Percy S Liang, and Tatsunori B Hashimoto. Diffusion-lm improves controllable text generation. *Advances in neural information processing systems*, 35:4328–4343, 2022.
- [17] Zhengfu He, Tianxiang Sun, Kuanning Wang, Xuanjing Huang, and Xipeng Qiu. Diffusionbert: Improving generative masked language models with diffusion models. *arXiv preprint arXiv:2211.15029*, 2022.
- [18] Khawar Islam and Naveed Akhtar. Context-guided responsible data augmentation with diffusion models. *arXiv preprint arXiv:2503.10687*, 2025.
- [19] Zipeng Qi, Lichen Bai, Haoyi Xiong, and Zeke Xie. Not all noises are created equally: Diffusion noise selection and optimization. *arXiv preprint arXiv:2407.14041*, 2024.
- [20] Ziqiang Cui, Haolun Wu, Bowei He, Ji Cheng, and Chen Ma. Context matters: Enhancing sequential recommendation with context-aware diffusion-based contrastive learning. In *Proceedings of the 33rd ACM International Conference on Information and Knowledge Management*, pages 404–414, 2024.
- [21] Sharare Zolghadr, Ole Winther, and Paul Jeha. Generative diffusion models for sequential recommendations. *arXiv preprint arXiv:2410.19429*, 2024.
- [22] Joshua David Robinson, Ching-Yao Chuang, Suvrit Sra, and Stefanie Jegelka. Contrastive learning with hard negative samples. In *International Conference on Learning Representations*, 2021.
- [23] Lars Schmidt-Thieme Steffen Rendle, Christoph Freudenthaler. Factorizing personalized markov chains for next-basket recommendation. In *Proceedings of the 19th international conference on World wide web*, pages 811–820, 2010.
- [24] Balázs Hidasi, Alexandros Karatzoglou, Linas Baltrunas, and Domonkos Tikk. Session-based recommendations with recurrent neural networks. *arXiv preprint arXiv:1511.06939*, 2015.
- [25] Balázs Hidasi and Alexandros Karatzoglou. Recurrent neural networks with top-k gains for session-based recommendations. In *Proceedings of the 27th ACM international conference on information and knowledge management*, pages 843–852, 2018.
- [26] Bin Zhao, Xuelong Li, and Xiaoqiang Lu. Hierarchical recurrent neural network for video summarization. In *Proceedings of the 25th ACM international conference on Multimedia*, pages 863–871, 2017.
- [27] An Yan, Shuo Cheng, Wang-Cheng Kang, Mengting Wan, and Julian McAuley. Cosrec: 2d convolutional neural networks for sequential recommendation. In *Proceedings of the 28th ACM international conference on information and knowledge management*, pages 2173–2176, 2019.
- [28] Jiayi Tang and Ke Wang. Personalized top-n sequential recommendation via convolutional sequence embedding. In *Proceedings of the eleventh ACM international conference on web search and data mining*, pages 565–573, 2018.
- [29] Fajie Yuan, Alexandros Karatzoglou, Ioannis Arapakis, Joemon M Jose, and Xiangnan He. A simple convolutional generative network for next item recommendation. In *Proceedings of the twelfth ACM international conference on web search and data mining*, pages 582–590, 2019.
- [30] Tianyu Gao, Xingcheng Yao, and Danqi Chen. Simcse: Simple contrastive learning of sentence embeddings. *arXiv preprint arXiv:2104.08821*, 2021.
- [31] Yuxin Jiang, Linhan Zhang, and Wei Wang. Improved universal sentence embeddings with prompt-based contrastive learning and energy-based learning. *arXiv preprint arXiv:2203.06875*, 2022.
- [32] Alexander Quinn Nichol and Prafulla Dhariwal. Improved denoising diffusion probabilistic models. In *International conference on machine learning*, pages 8162–8171. PMLR, 2021.
- [33] Zhuowei Chen, Lianxi Wang, Yuben Wu, Xinfeng Liao, Yujia Tian, and Junyang Zhong. An effective deployment of diffusion LM for data augmentation in low-resource sentiment classification. In Yaser Al-Onaizan, Mohit Bansal, and Yun-Nung Chen, editors, *Proceedings of the 2024 Conference on Empirical Methods in Natural Language Processing*, pages 1844–1856, Miami, Florida, USA, November 2024. Association for Computational Linguistics.
- [34] Shansan Gong, Mukai Li, Jiangtao Feng, Zhiyong Wu, and LingPeng Kong. Diffuseq: Sequence to sequence text generation with diffusion models. *arXiv preprint arXiv:2210.08933*, 2022.
- [35] Zhengyi Yang, Jiancan Wu, Zhicai Wang, Xiang Wang, Yancheng Yuan, and Xiangnan He. Generate what you prefer: Reshaping sequential recommendation via guided diffusion. *Advances in Neural Information Processing Systems*, 36:24247–24261, 2023.
- [36] Zihao Li, Aixin Sun, and Chenliang Li. Diffurec: A diffusion model for sequential recommendation. *ACM Transactions on Information Systems*, 42(3):1–28, 2023.

- [37] Wenjie Wang, Yiyang Xu, Fuli Feng, Xinyu Lin, Xiangnan He, and Tat-Seng Chua. Diffusion recommender model. In *Proceedings of the 46th International ACM SIGIR Conference on Research and Development in Information Retrieval*, pages 832–841, 2023.
- [38] Wuchao Li, Rui Huang, Haijun Zhao, Chi Liu, Kai Zheng, Qi Liu, Na Mou, Guorui Zhou, Defu Lian, Yang Song, et al. Dimerec: A unified framework for enhanced sequential recommendation via generative diffusion models. In *Proceedings of the Eighteenth ACM International Conference on Web Search and Data Mining*, pages 726–734, 2025.
- [39] Qidong Liu, Fan Yan, Xiangyu Zhao, Zhaocheng Du, Huifeng Guo, Ruiming Tang, and Feng Tian. Diffusion augmentation for sequential recommendation. In *Proceedings of the 32nd ACM International conference on information and knowledge management*, pages 1576–1586, 2023.
- [40] Haokai Ma, Ruobing Xie, Lei Meng, Xin Chen, Xu Zhang, Leyu Lin, and Zhanhui Kang. Plug-in diffusion model for sequential recommendation. In *Proceedings of the AAAI Conference on Artificial Intelligence*, volume 38, pages 8886–8894, 2024.
- [41] Haokai Ma, Ruobing Xie, Lei Meng, Yimeng Yang, Xingwu Sun, and Zhanhui Kang. Seedrec: sememe-based diffusion for sequential recommendation. In *Proceedings of IJCAI*, pages 1–9, 2024.
- [42] Aaron van den Oord, Yazhe Li, and Oriol Vinyals. Representation learning with contrastive predictive coding. *arXiv preprint arXiv:1807.03748*, 2018.
- [43] Wayne Xin Zhao, Shanlei Mu, Yupeng Hou, Zihan Lin, Yushuo Chen, Xingyu Pan, Kaiyuan Li, Yujie Lu, Hui Wang, Changxin Tian, et al. Recbole: Towards a unified, comprehensive and efficient framework for recommendation algorithms. In *proceedings of the 30th acm international conference on information & knowledge management*, pages 4653–4664, 2021.
- [44] Laurens Van Der Maaten. Accelerating t-sne using tree-based algorithms. *The journal of machine learning research*, 15(1):3221–3245, 2014.