

CRABS: A syntactic-semantic pincer strategy for bounding LLM interpretation of Python notebooks

Meng Li¹, Timothy M. McPhillips^{*1}, Dingmin Wang², Shin-Rong Tsai¹, Bertram Ludäscher¹

¹School of Information Sciences, University of Illinois Urbana-Champaign

²Department of Computer Science, University of Oxford

Abstract

Recognizing the information flows and operations comprising data science and machine learning Python notebooks is critical for evaluating, reusing, and adapting notebooks for new tasks. Investigating a notebook via re-execution often is impractical due to the challenges of resolving data and software dependencies. While Large Language Models (LLMs) pre-trained on large codebases have demonstrated effectiveness in understanding code without running it, we observe that they fail to understand some realistic notebooks due to hallucinations and long-context challenges. To address these issues, we propose a *notebook understanding task* yielding an *information flow graph* and corresponding *cell execution dependency graph* for a notebook, and demonstrate the effectiveness of a pincer strategy that uses limited syntactic analysis to assist full comprehension of the notebook using an LLM. Our *Capture and Resolve Assisted Bounding Strategy* (CRABS) employs shallow syntactic parsing and analysis of the abstract syntax tree (AST) to *capture* the correct interpretation of a notebook between lower and upper estimates of the inter-cell I/O sets, then uses an LLM to *resolve* remaining ambiguities via cell-by-cell zero-shot learning, thereby identifying the true data inputs and outputs of each cell. We evaluate and demonstrate the effectiveness of our approach using an annotated dataset of 50 representative, highly up-voted Kaggle notebooks that together represent 3454 actual cell inputs and outputs. The LLM correctly resolves 1397 of 1425 (98%) ambiguities left by analyzing the syntactic structure of these notebooks. Across 50 notebooks, CRABS achieves average F_1 scores of 98% identifying cell-to-cell information flows and 99% identifying transitive cell execution dependencies. Furthermore, 37 out of the 50 (74%) individual information flow graphs and 41 out of 50 (82%) cell execution dependency graphs match the ground truth exactly.

1 Introduction

Computational notebooks, such as Jupyter notebooks (Kluyver et al., 2016), provide a readable and executable medium combining code, results, and explanations that facilitates sharing of notebook functionality among users. Generally, users find it necessary to execute a notebook to discover how it works in detail, confirm that it works correctly, and assess its potential for reuse. However, only one in four¹ notebooks discovered on GitHub that specify both Python version and execution order can be re-executed without errors (Pimentel et al., 2019). Most of these errors stem from issues related to module dependencies and data accessibility which are often difficult or even impossible to resolve. For this reason, facilitating the interpretability of notebooks in the absence of re-execution would represent a major

^{*}Corresponding author: tmcphill@illinois.edu

¹Among 1,081,702 unique Python notebooks discovered on GitHub, Pimentel et al. (2019) attempted to execute the 863,878 notebooks for which both Python version and execution order could be determined, and found that only 24% of the latter notebooks could be executed without errors using either the declared dependencies or a comprehensive, preconfigured Anaconda environment.

step toward improving reproducibility and lowering barriers to reuse. Such interpretability requires understanding what individual variables mean, where they are defined, and where they are subsequently used. Answers to such questions are critical for evaluating, reusing, and adapting a notebook for new tasks.

Workflow management systems and frameworks (e.g., Galaxy (Goecks et al., 2010), Kepler (Ludäscher et al., 2006), Taverna (Oinn et al., 2004), RestFlow (Tsai et al., 2013), and Snakemake (Köster & Rahmann, 2012)) make these dataflows explicit, thereby facilitating evaluation, reuse, and repurposing. However, these systems generally require that code be structured or restructured to fit the workflow model each implements. In contrast, YesWorkflow (McPhillips et al., 2015) provides means to reveal the dataflows implicit in scripts without requiring users to modify their code. Instead, the author of the code declares the dataflows via annotations included in comments. The YesWorkflow annotation vocabulary models scripts as information flow graphs, i.e., collections of *program blocks* connected by *channels* representing paths of data flow. When applied to Python notebooks, code cells naturally correspond to the YesWorkflow program blocks, while variables assigned in one cell and used in another correspond to channels. Viewing a notebook this way suggests that it should be feasible to generate meaningful information flow graphs for notebooks automatically, thereby making it clear what a notebook does and how it works—without running it.

Extracting the information flow graph from a computational notebook requires not just identifying how data flows between code cells, but also how user-defined functions and classes declared in one cell are used another. Fortunately, recognizing code cells that define or call user-defined functions and classes is relatively straightforward via syntactic parsing and analysis of the abstract syntax tree (AST). In contrast, identifying which cells actually assign new values to variables or update them is challenging without comprehensively analyzing the source code of imported modules or executing the cells. For example, the statement `phone_data.dropna(inplace=True)` updates the `phone_data` object in place, while the statement `phone_data.tuncate(before=1, after=3)` returns information from the `phone_data` object without modifying it. Without understanding the mechanisms of these two methods, or comparing the `phone_data` object before and after executing the code, it is not possible to determine whether the `phone_data` object is updated or not. Therefore, how data flows between code cells can be ambiguous if only the syntactic structure apparent in code cells is taken into account.

We observe that experienced data scientists often can resolve these ambiguities without accessing source code for imported modules and without executing the cells by hand. This raises the question: can Large Language Models (LLMs) do the same thing? LLMs pre-trained on large codebases have shown to be effective on code-related tasks, e.g., bug detection (Wang et al., 2024), code understanding (Nam et al., 2024), code completion (Zhang et al., 2023; Cheng et al., 2024), code generation (Yin et al., 2023), and code summarization (Halder & Hockenmaier, 2024). For these reasons, we hypothesize that LLMs can help resolve ambiguities left by purely analyzing the syntactic structure of the notebook itself, i.e., just the code in its cells.

At present, however, LLMs cannot reliably analyze entire notebooks on their own. As we show in Section 5.3, LLMs face hallucination issues and long-context challenges with the result that they sometimes identify variables that do not exist and for longer notebooks frequently return information flow graphs with the wrong number of code cells. To address these issues, we adopt an approach that reduces the overall workload assigned to the LLM and limits its tasks to those that entail semantically informed analysis of the code.

In this paper, we propose the Capture and Resolve Assisted Bounding Strategy (CRABS), a syntactic-semantic hybrid strategy for extracting the information flow graph from a Python notebook. Figure 1 is an overview of the steps employed by CRABS to generate an information flow graph for a given Python notebook using CRABS. We first produce lower and upper estimates of inter-cell I/O sets based on its syntactic structure, and then prompt an LLM to resolve the differences between these two estimates (i.e., ambiguities) one by one. To evaluate this approach, we apply CRABS to 50 representative, highly up-voted Python notebooks from the Meta Kaggle Code dataset (Plotts & Risdal, 2023).

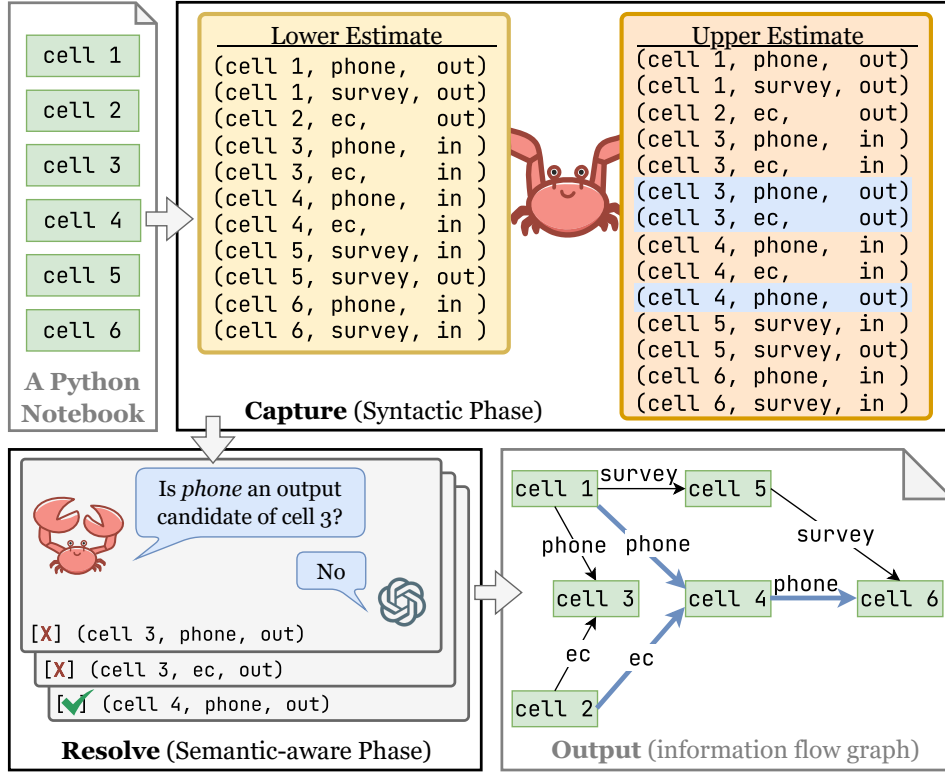


Figure 1: An overview of CRABS using the example notebook in Figure 2. CRABS first produces lower and upper estimates of inter-cell I/O sets in a syntactic phase, then resolves the differences between these estimates using an LLM in a semantic-aware phase, and finally constructs a information flow graph where thick blue edges indicating these resolved sets.

Our **main contributions** are: (1) annotating 50 notebooks, manually identifying the 2437 cell-to-cell information flows and 7998 transitive cell execution dependencies in these notebooks to serve as the ground truth for our analyses; (2) producing lower and upper estimates of inter-cell I/O sets that bound the ground truth represented by our notebooks; (3) demonstrating that LLMs correctly resolve individual ambiguities in how data flows between code cells in these notebooks with 98% accuracy; (4) showing that the CRABS strategy of prompting LLMs to answer simpler, highly specific questions about a notebook mitigates long-context challenges and eliminates hallucination of variables; and (5) generally demonstrating the effectiveness of a pincer strategy that places bounds both on the total workload assigned to the LLM, and on the individual responses that it can return.

2 Related Work

Information flows in computational notebooks. Existing approaches for revealing information flows in computational notebooks depend on human annotations (McPhillips et al., 2015; Ramasamy et al., 2023), structuring code to follow a particular set of guidelines (Carvalho et al., 2017; Koop & Patel, 2017), or using runtime information (Koop & Patel, 2017; Wenskovitch et al., 2019; Brachmann et al., 2020; Li et al., 2024).

LLMs and computational notebooks. Pre-trained language models have been leveraged to generate feedback on answers to open-ended questions about instructional coding or math notebooks (Matelsky et al., 2023); and fine-tuned for code generation (Huang et al., 2022; Yin et al., 2023; Li et al., 2023; Huang et al., 2024) and code edits (Jin et al., 2025). Cao et al. (2024) explore multimodal agents for data science notebook generation.

```

# cell 1
import pandas as pd
phone = pd.read_csv("phone_records.csv")
survey = pd.read_csv("user_surveys.csv")

# cell 2
# exclusion criterion
ec = "validhourscount < 12"

# cell 3
len(phone.query(ec)) / len(phone)

# cell 4
phone.drop(
    phone.query(ec).index,
    inplace=True)

# cell 5
symptoms = ["pain", "fatigue", "anxiety"]
scores = survey[symptoms].mean(axis=1)
survey["score"] = scores

# cell 6
data = phone.merge(survey, on="date")

```

Figure 2: An example Python notebook with six code cells, representing a simplified data preparation pipeline for symptom burden prediction using smartphone records.

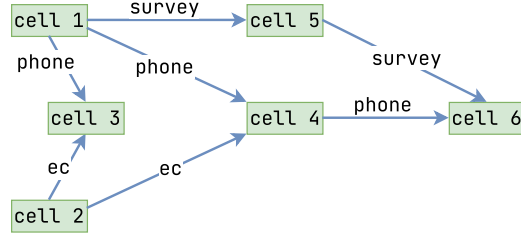


Figure 3: Ground-truth information flow graph for the example notebook (Figure 2).

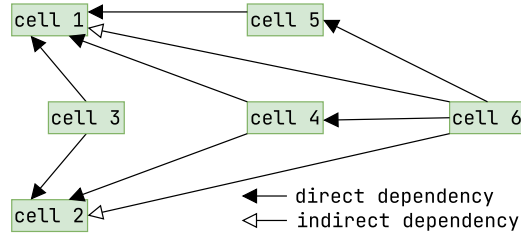


Figure 4: Ground-truth cell execution dependency graph for the example notebook (Figure 2).

Dataflow, LLMs, and code-related tasks. Dataflow analysis is fundamental to compiler design. Guo et al. (2021) leverage dataflow structure of code to train a language model for code-related tasks. Wang et al. (2024) employ LLMs to generate customized AST-based parsers for dataflow analysis in support of bug detection. Cheng et al. (2024) employ an AST-based parser and dataflow analysis to construct a repo-specific context graph for repository-level code completion.

3 A Model of Information Flow in Python Notebooks

CRABS views a Python notebook as a sequence of n code cells $C = (c_1, c_2, \dots, c_n)$ where c_k is the k th code cell (markdown cells are ignored). CRABS further assumes that cells are executed in order, i.e., from the top to the bottom of the notebook. This assumption limits the possible interpretations of information flows in a notebook; i.e., the value assigned to a variable in cell c_k cannot be used in cell c_{k-1} or earlier. We represent the distinct units of information (i.e., variable values and code references) that flow between cells as $I = \{i_k\}_1^m$ and define an *information flow graph* as a set of information flows $F \subseteq \{(c_s, c_t, i_k) \mid 1 \leq s < t \leq n\}$, where i_k flows from source cell c_s to target cell c_t . The information flow graph in turn implies a *cell execution dependency graph*, i.e., the set of transitive dependencies $D \subseteq \{(c_t, c_s) \mid 1 \leq s < t \leq n\}$, where cell c_t directly or indirectly depends on cell c_s . The cell execution dependency graph can be derived from the information flow graph by (1) recognizing a direct dependency between two cells if at least one information flow exists between them in the information flow graph; and (2) computing the transitive closure of this graph to infer indirect dependencies.

The model of information flow that CRABS adopts for Python notebooks aims to support a number of crucial use cases. Using the information flow graph, it is straightforward to answer questions such as “Which cells may have contributed to the final value of a particular variable?”, “Which cells may have been influenced by a particular variable?”, and “Which cell defines a particular function or class and which cells call it?” Similarly, using the cell execution dependency graph, one can answer questions such as “What cells depend (directly or indirectly) on a particular cell?” and “What cells influence a particular cell?”

As an example, consider the simple, six-cell data preparation notebook represented in Figure 2 and the corresponding information flow and cell execution dependency graphs in Figure 3 and Figure 4. The information flows $(c_1, c_5, \text{survey})$ and $(c_5, c_6, \text{survey})$ can easily provide cell 1 and cell 5 as the answer to “What cells may have contributed to the value of the survey dataframe received by cell 6?” The transitive dependency (c_6, c_5) can easily provide cell 6 as the answer to “What cells depend on cell 5?”

We refer to the problem of identifying the information flow graph and corresponding cell execution dependency graph for a notebook as the *notebook understanding task*. In the remainder of this paper, we describe and evaluate how CRABS performs this task.

4 Elements of CRABS

CRABS is based on the observation that some inter-cell I/O sets are certain by shallow syntactic parsing and analysis of the AST, while some are uncertain but may be resolved by taking the semantic meaning of these code cells into consideration. These inter-cell I/O sets are critical for further extraction of information flows and transitive dependencies to construct their corresponding graphs. CRABS performs the notebook understanding task in two phases: a syntactic phase and a semantic-aware phase. The syntactic phase employs shallow syntactic parsing to extract an AST based purely on the notebook itself, and analyzes the extracted AST to yield lower and upper estimates of the inter-cell I/O sets. The semantic-aware phase resolves the ambiguities between these lower and upper estimates using an LLM.

We represent inter-cell I/O sets as $S \subset \{(c, i_k, \text{tag}) \mid c \in \{c_s, c_t\}, \text{tag} \in \{\text{out}, \text{in}\}\}$, where the out *tag* denotes that information i_k flows out of source cell c_s , and the in *tag* denotes that information i_k flows into target cell c_t . Therefore, it is critical to identify four items for each cell, i.e., data inputs, data outputs, code declarations, and code references. If a data i_k is defined in cell c_s and used in cell c_t , then i_k is a *data output* of c_s and a *data input* of c_t . However, when cells are examined in isolation, we cannot determine whether i_k is used in c_t or not when only c_s is given. Because we do not provide any information about subsequent cells when asking the LLM to resolve ambiguous information flows associated with a particular cell, we refer to *data output candidates* rather than *data outputs* in these prompts. Code includes user-defined functions and classes, and are handled analogously to data. In the rest of this section, we describe syntactic phase and semantic-aware phase based on these four items. Relevant examples are attached in the Appendix.

4.1 Syntactic Phase

The syntactic phase of CRABS performs a limited static analysis of the code in a notebook to yield two estimates of the inter-cell I/O sets, representing lower and upper estimates of the actual flows of information into or out of each cell. It produces two estimates because CRABS aims to interpret Python notebooks without accessing the source code for any dependencies, e.g., code defined outside the notebook and accessed via function calls. Deeper or more sophisticated syntactic parsing and analysis of the AST that descends into each function called from a cell likely would achieve better lower and upper estimates of the inter-cell I/O sets, leaving fewer or even no ambiguities to be resolved by an LLM. However, because we restrict our syntactic analysis to code explicitly included in a notebook’s cells, CRABS does not need to resolve software dependencies. Moreover, even comprehensive static analysis will not yield a unique prediction of the dataflow between cells when conditional control flow structures are employed, e.g., if variables are assigned, used, or updated conditionally (see Figure 10 in the Appendix for an example).

CRABS makes three basic assumptions about the code in Python notebooks relevant to the syntactic phase. First, execution flow follows a strict top-to-bottom order, starting from an initial state with all variables, imports, and other runtime information cleared from memory. Second, all code is reachable. And third, function and class names are not reused as variable names or vice versa (see Appendix A.2.1). In addition, our current implementation has three further limitations. Global variables that are accessed or modified within a function,


```

1  import pandas as pd
2  train = pd.read_csv("train.csv")
3  test = pd.read_csv("test.csv")
4  datasets = [train, test]
1  train.dropna(inplace=True)

```

Figure 5: An example shared reference issue.

without being explicitly passed as arguments, will not be recognized as data inputs or data output candidates by our system on this basis (see Appendix A.2.2). Lines of code employing languages other than Python, e.g., shell commands invoked using the `!` syntax, or *IPython* magic commands invoked using the `%` syntax are not taken into account (see Appendix A.2.3). A final limitation related to shared data references (aliased variables) is more complex. This issue arises when multiple variables reference the same mutable object in memory, and one of them is modified in place. For example, the first code cell in Figure 5 defines two *Pandas* DataFrames, `train` and `test`. The `datasets` object is a list that references two mutable objects, `train` and `test`. In the second code cell, the `train` is modified in place which results in a change in `datasets`. We define this phenomenon as hidden modifications, wherein a variable name (i.e., `datasets`) is not explicitly written in a code cell but should still be considered a data output candidate. The current implementation of CRABS detects only those shared references explicitly indicated by assignment (e.g., `x = y`) or by inclusion in collections (i.e., mutable objects stored in a list, a tuple, or a dictionary). This covers all instances of shared references in our dataset; we will extend CRABS to detect shared references established by other mechanisms in the future.

The *lower estimate* computed by the syntactic phase represents the set of cell inputs and output candidates that are certain (i.e., unambiguous) given just the code apparent in the cell. This lower estimate is computed using the following rules: (1) Variables explicitly passed to a function are regarded as data inputs only. (2) The iterator of a *for* loop, a *while* loop, or a comprehension is regarded as a data input only, unless it is directly reassigned in the loop body. (3) Code on all branches of a conditional statement are considered to contribute to the inputs and the output candidates of the cell. (4) When a conditional statement occurs inside a loop, the intersection of all possible execution orders are considered (see Appendix A.2.4 for an illustrative example). (5) Shared references (i.e., aliasing) are not considered. Figure 6 and Figure 7 show the information flow graph and the corresponding cell execution dependency graph generated from the lower estimate.

The *upper estimate* represents the set of cell inputs and output candidates that are either certain and ambiguous, which is a superset of both the ground truth and the lower estimate. This upper estimate is computed using the following rules: (1) Variables explicitly passed to a function are regarded as both data inputs and data output candidates. (2) The iterator of a *for* loop, a *while* loop, or a comprehension is regarded both as a data input and a data output candidate. (3) As with the lower estimate, code on all branches of a conditional statement are considered to contribute to the inputs and the output candidates of the cell. (4) When a conditional statement occurs inside a loop, the union of all possible execution orders are considered. (5) Shared references are considered. Figure 8 and Figure 9 show the information flow graph and the corresponding cell execution dependency graph generated from the upper estimate.

Figure 7 and 9 demonstrate a “subgraph/supergraph” relation between the cell execution dependency graphs generated from lower and upper estimates, and the corresponding ground truth, i.e., the graph generated from the lower estimate is a subgraph of the ground truth, and the graph generated from the upper estimate is a supergraph of the ground truth.

4.2 Semantic-aware Phase

We hypothesize that pre-trained language models can help resolve ambiguous inter-cell I/O sets identified by the syntactic phase. We resolve two different kinds of ambiguities,

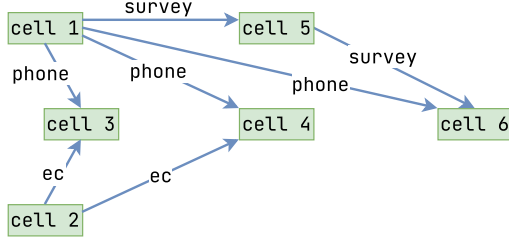


Figure 6: An information flow graph generated from the lower estimate of the example notebook in Figure 2.

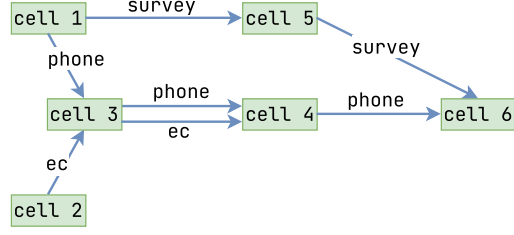


Figure 8: An information flow graph generated from the upper estimate of the example notebook in Figure 2.

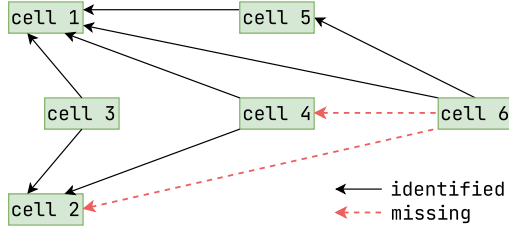


Figure 7: A cell execution dependency graph extracted from Figure 6.

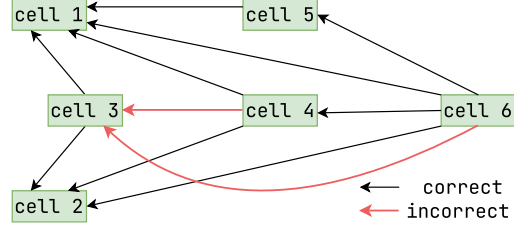


Figure 9: A cell execution dependency graph extracted from Figure 8.

(1) checking if data is an input of a given code cell and (2) checking if data is an output candidate of a given code cell. An LLM resolves these ambiguities cell by cell using a zero-shot in-context learning approach. Example prompts are included in Figure 16 and Figure 17 of the Appendix. Requesting binary answers (i.e., “yes” or “no”) eliminates hallucinations of variables; all data inputs and output candidates are selected from the given syntactic phase results. Prompts include information about shared references defined in previous cells only when ambiguous data is among the shared references. Since these statements and variable names for shared references are extracted cell by cell in sequence in the syntactic phase, LLMs are prompted for each code cell independently, which helps improve time efficiency.

5 Experiments

5.1 Dataset

Our dataset comprises a set of 50 annotated Python notebooks. We assembled the dataset from the 50 most up-voted Python notebooks in Kaggle that met the following selection criteria:

1. Notebook implements a machine learning workflow. Notebooks containing basic tutorials and other instructional materials were excluded.
2. Variable use is explicit and clear. We excluded Python notebooks that used global variables within functions, or reused variable names as function or class names (and vice versa).
3. Information flows comprise a single connected graph. Notebooks excluded on this basis either implemented multiple independent workflows, or routed cell-to-cell dataflows through external files.

We determined which notebooks met these criteria by carefully inspecting their contents. We inspected the 104 most up-voted Python notebooks to find 50 meeting these criteria. Reasons for excluding the other 54 notebooks are indicated in Table 4 of the Appendix. For

per notebook	sum	avg	min	25%	50%	75%	max
code cells	1493	30	2	20	25	40	76
lines	10576	212	26	34	125	288	1111
information flows	2437	49	4	23	32	78	153
transitive dependencies	7998	160	1	55	75	157	922

Table 1: Summary statistics for the CRABS dataset.

the ones we selected, we extracted corresponding kernel version IDs from the Meta Kaggle dataset (Risdal & Bozsolik, 2022), and retrieved these notebooks from the Meta Kaggle Code dataset (Plotts & Risdal, 2023).

We annotated each of these notebooks by hand, identifying the inputs and outputs of each cell. These annotations serve as the ground truth for evaluating CRABS. Table 1 summarizes the characteristics of the selected 50 notebooks. These notebooks generally are nontrivial, on average containing 49 information flows and 160 transitive dependencies each. Detailed statistics for each notebook are reported in Table 5 of the Appendix. As these are highly up-voted Kaggle notebooks representing both high-quality tutorials and real-world notebooks for machine learning pipelines, we consider them representative of general data science and machine learning notebooks.

5.2 Evaluation Metrics

We evaluate how well CRABS performs the notebook understanding task at three different levels. The *Exact Match (EM)* metric captures the notebook-level performance, and is defined as the percentage of notebooks for which the generated information flow graph or cell execution dependency graph exactly matches the ground truth. At the next level of detail, we evaluate how well CRABS predicts inter-cell information flows and execution dependencies using the metrics *Precision*, *recall*, F_1 score, and *accuracy*. These metrics are widely used to evaluate information retrieval (Kobayashi & Takeda, 2000), classification (Hossin & Sulaiman, 2015), and link prediction (Daud et al., 2020) tasks, and are easily adapted to our task by treating the returned information flows and transitive dependencies as predicted links, and the human annotated flows as ground truth. Finally at the level of resolving individual syntactic ambiguities, we evaluate the *accuracy* of LLM responses defined as the fraction of questions answered correctly.

5.3 Main Results

All experiments were conducted using the GPT-4o (the “gpt-4o-2024-08-06” version) model with the temperature set to 0.

We compare the performance of CRABS against a baseline approach which employs zero-shot prompting of an LLM for the whole notebook with carefully designed chain-of-thought prompts (Wei et al., 2022). An example prompt is shown (in part) in Figure 15 of the Appendix. We observe that the LLM fails to understand 10 out of 50 (20%) notebooks, returning the wrong number of cells and earning zero values for all metrics. These 10 notebooks are long with 52 cells on average, where the LLM faces long-context challenges. For other notebooks, the LLM sometimes hallucinates, describing variables not present at all in the reported cells.

Table 2 summarizes the performance of CRABS for the notebook understanding task. These results are average scores across 50 notebooks in our dataset. For cell execution dependency graphs, the precision for *lower estimate* and the recall for *upper estimate* are 100%, which are consistent with the “subgraph/supergraph” relations. Metrics for *lower estimate* and *upper estimate* are not intended for evaluation, but for reflecting the characteristics of our notebooks. Compared with the baseline, CRABS yields non-zero scores for all notebooks using the cell-by-cell prompting strategy. Table 2 shows a percentage-point increase of 28 in F_1 score, 32 in accuracy, and 48 in EM for information flow graphs; and percentage-point

Method	Information Flows (%)					Transitive Dependencies (%)				
	Prec.	Rec.	F ₁	Acc.	EM	Prec.	Rec.	F ₁	Acc.	EM
<i>lower estimate</i>	92.05	89.91	90.79	85.19	42	100	86.65	91.98	86.65	42
<i>upper estimate</i>	56.31	56.39	56.35	42.70	8	53.06	100	66.08	53.06	8
baseline	73.51	67.89	70.10	64.39	26	79.45	68.95	72.90	68.59	36
CRABS	98.61	98.53	98.57	97.32	74	99.42	99.95	99.67	99.37	82

Table 2: Main results for the notebook understanding task.

Method	Information Flows				
	Prec.(%)	Rec.(%)	F ₁ (%)	Acc.(%)	EM(%)
CRABS	98.61	98.53	98.57	97.32	74
w/o syntactic phase	95.29	89.38	91.22	86.37	38
w/o cell-by-cell prompting	82.97	80.93	81.71	76.85	36

Table 3: Ablation study results.

increases of 26 in F₁ score, 30 in accuracy, and 46 in EM for cell execution dependency graphs. These results demonstrate the effectiveness of CRABS for the notebook understanding task.

37 information flow graphs extracted using CRABS exactly matches the ground truth. Within these 37 exactly matched notebooks, 4 notebooks return an identical lower and upper estimate. As an LLM resolves ambiguities between these estimates, the LLM is not used for these 4 notebooks. Therefore, metrics in Table 2 cannot accurately reflect the true capability of an LLM for resolving ambiguities. We evaluate such capability at a finer level of granularity, and find that 1397 out of 1425 (98%) ambiguities are correctly resolved by an LLM.

5.4 Ablation Study

Because cell execution dependency graphs are extracted from information flow graphs, we only discuss the information flow graphs in this section. For completeness, the results for cell execution dependency graphs are reported in Table 7 and Table 8 of the Appendix. Detailed results for each notebook are reported in Table 9 of the Appendix.

A1. Effectiveness of the syntactic phase. Instead of using the syntactic-semantic hybrid approach, we test the performance of an approach without the syntactic phase, that asks an LLM to identify cell inputs and output candidates without providing any hints from the syntactic processor. An example prompt is in Figure 18 of the Appendix. Table 3 shows percentage-point decreases of 7 in F₁ score, 10 in accuracy, and 36 in EM, demonstrating the effectiveness of syntactic parsing.

A2. Effectiveness of cell-by-cell prompting. Instead of using the cell-by-cell prompting approach, we test the performance of using a single prompt for the whole notebook. Part of the example prompt is shown in Figure 19 of the Appendix. Table 3 shows percentage-point decreases of 16 in F₁ score, 20 in accuracy, and 38 in EM. The main reason it drops dramatically is the long-context challenge, which makes LLMs fail to handle multiple code cells using a single prompt. Five notebooks, each containing an average of 54 code cells, return the wrong number of cells. Metrics over the remaining 45 notebooks are shown in Table 6 of the Appendix, which demonstrates that the single prompt approach performs worse than cell-by-cell prompting.

6 Conclusion

We have demonstrated that the notebook understanding task is feasible even in the absence of comprehensive code analysis and without executing notebook cells. CRABS achieves this

by employing simple syntactic analysis to limit the tasks given to an LLM and to delimit its possible answers. This success suggests that such a pincer strategy may represent a promising general approach to combining neural and symbolic methods.

References

- Michael Brachmann, William Spoth, Oliver Kennedy, Boris Glavic, Heiko Mueller, Sonia Castelo, Carlos Bautista, and Juliana Freire. Your notebook is not crumbly enough, REPlace it. In *10th Annual Conference on Innovative Data Systems Research (CIDR 2020)*, 2020.
- Ruisheng Cao, Fangyu Lei, Haoyuan Wu, Jixuan Chen, Yeqiao Fu, Hongcheng Gao, Xinzhuang Xiong, Hanchong Zhang, Wenjing Hu, Yuchen Mao, et al. Spider2-v: How far are multimodal agents from automating data science and engineering workflows? *Advances in Neural Information Processing Systems*, 37:107703–107744, 2024.
- Lucas AMC Carvalho, Regina Wang, Yolanda Gil, and Daniel Garijo. Niw: Converting notebooks into workflows to capture dataflow and provenance. In *K-CAP Workshops*, pp. 12–16, 2017.
- Wei Cheng, Yuhan Wu, and Wei Hu. Dataflow-guided retrieval augmentation for repository-level code completion. In Lun-Wei Ku, Andre Martins, and Vivek Sriku-mar (eds.), *Proceedings of the 62nd Annual Meeting of the Association for Computational Linguistics (Volume 1: Long Papers)*, pp. 7957–7977, Bangkok, Thailand, August 2024. Association for Computational Linguistics. doi: 10.18653/v1/2024.acl-long.431. URL <https://aclanthology.org/2024.acl-long.431/>.
- Nur Nasuha Daud, Siti Hafizah Ab Hamid, Muntadher Saadoon, Firdaus Sahran, and Nor Badrul Anuar. Applications of link prediction in social networks: A review. *Journal of Network and Computer Applications*, 166:102716, 2020. ISSN 1084-8045. doi: <https://doi.org/10.1016/j.jnca.2020.102716>. URL <https://www.sciencedirect.com/science/article/pii/S1084804520301909>.
- Jeremy Goecks, Anton Nekrutenko, James Taylor, and Galaxy Team team@ galaxyproject.org. Galaxy: a comprehensive approach for supporting accessible, reproducible, and transparent computational research in the life sciences. *Genome biology*, 11:1–13, 2010.
- Daya Guo, Shuo Ren, Shuai Lu, Zhangyin Feng, Duyu Tang, Shujie LIU, Long Zhou, Nan Duan, Alexey Svyatkovskiy, Shengyu Fu, Michele Tufano, Shao Kun Deng, Colin Clement, Dawn Drain, Neel Sundaresan, Jian Yin, Daxin Jiang, and Ming Zhou. Graphcodebert: Pre-training code representations with data flow. In *International Conference on Learning Representations*, 2021. URL <https://openreview.net/forum?id=jLoC4ez43PZ>.
- Rajarshi Haldar and Julia Hockenmaier. Analyzing the Performance of Large Language Models on Code Summarization. In Nicoletta Calzolari, Min-Yen Kan, Veronique Hoste, Alessandro Lenci, Sakriani Sakti, and Nianwen Xue (eds.), *Proceedings of the 2024 Joint International Conference on Computational Linguistics, Language Resources and Evaluation (LREC-COLING 2024)*, pp. 995–1008, Torino, Italia, May 2024. ELRA and ICCL. URL <https://aclanthology.org/2024.lrec-main.89/>.
- Mohammad Hossin and Md Nasir Sulaiman. A review on evaluation metrics for data classification evaluations. *International journal of data mining & knowledge management process*, 5(2):1, 2015.
- Junjie Huang, Chenglong Wang, Jipeng Zhang, Cong Yan, Haotian Cui, Jeevana Priya Inala, Colin Clement, and Nan Duan. Execution-based evaluation for data science code generation models. In Eduard Dragut, Yunyao Li, Lucian Popa, Slobodan Vucetic, and Shashank Srivastava (eds.), *Proceedings of the Fourth Workshop on Data Science with Human-in-the-Loop (Language Advances)*, pp. 28–36, Abu Dhabi, United Arab Emirates (Hybrid), December 2022. Association for Computational Linguistics. URL <https://aclanthology.org/2022.dash-1.5/>.

- Junjie Huang, Daya Guo, Chenglong Wang, Jiazhen Gu, Shuai Lu, Jeevana Priya Inala, Cong Yan, Jianfeng Gao, Nan Duan, and Michael R. Lyu. Contextualized data-wrangling code generation in computational notebooks. In *Proceedings of the 39th IEEE/ACM International Conference on Automated Software Engineering, ASE '24*, pp. 1282–1294, New York, NY, USA, 2024. Association for Computing Machinery. ISBN 9798400712487. doi: 10.1145/3691620.3695503. URL <https://doi.org/10.1145/3691620.3695503>.
- Bihui Jin, Jiayue Wang, and Pengyu Nie. Suggesting code edits in interactive machine learning notebooks using large language models. *arXiv preprint arXiv:2501.09745*, 2025.
- Thomas Kluyver, Benjamin Ragan-Kelley, Fernando Pérez, Brian E. Granger, Matthias Bussonnier, Jonathan Frederic, Kyle Kelley, Jessica B. Hamrick, Jason Grout, Sylvain Corlay, Paul Ivanov, Damián Avila, Safia Abdalla, Carol Willing, and Jupyter Development Team. Jupyter notebooks - a publishing format for reproducible computational workflows. In *International Conference on Electronic Publishing*, 2016. URL <https://api.semanticscholar.org/CorpusID:36928206>.
- Mei Kobayashi and Koichi Takeda. Information retrieval on the web. *ACM computing surveys (CSUR)*, 32(2):144–173, 2000.
- David Koop and Jay Patel. Dataflow notebooks: encoding and tracking dependencies of cells. In *Proceedings of the 9th USENIX Conference on Theory and Practice of Provenance, TaPP'17*, pp. 17, USA, June 2017. USENIX Association.
- Johannes Köster and Sven Rahmann. Snakemake—a scalable bioinformatics workflow engine. *Bioinformatics*, 28(19):2520–2522, 08 2012. ISSN 1367-4803. doi: 10.1093/bioinformatics/bts480. URL <https://doi.org/10.1093/bioinformatics/bts480>.
- Haau-Sing (Xiaocheng) Li, Mohsen Mesgar, André Martins, and Iryna Gurevych. Python code generation by asking clarification questions. In Anna Rogers, Jordan Boyd-Graber, and Naoaki Okazaki (eds.), *Proceedings of the 61st Annual Meeting of the Association for Computational Linguistics (Volume 1: Long Papers)*, pp. 14287–14306, Toronto, Canada, July 2023. Association for Computational Linguistics. doi: 10.18653/v1/2023.acl-long.799. URL <https://aclanthology.org/2023.acl-long.799/>.
- Zhaoheng Li, Supawit Chockchowwat, Hanxi Fang, Ribhav Sahu, Sumay Thakurdesai, Kantanat Pridaphatrakun, and Yongjoo Park. Demonstration of elasticnotebook: Migrating live computational notebook states. In *Companion of the 2024 International Conference on Management of Data*, pp. 540–543, 2024.
- Bertram Ludäscher, Ilkay Altintas, Chad Berkley, Dan Higgins, Efrat Jaeger, Matthew Jones, Edward A Lee, Jing Tao, and Yang Zhao. Scientific workflow management and the kepler system. *Concurrency and computation: Practice and experience*, 18(10):1039–1065, 2006.
- Jordan K Matelsky, Felipe Parodi, Tony Liu, Richard D Lange, and Konrad P Kording. A large language model-assisted education tool to provide feedback on open-ended responses. *arXiv preprint arXiv:2308.02439*, 2023.
- Timothy McPhillips, Tianhong Song, Tyler Kolisnik, Steve Aulenbach, Khalid Belhajjame, R. Kyle Bocinsky, Yang Cao, James Cheney, Fernando Chirigati, Saumen Dey, Juliana Freire, Christopher Jones, James Hanken, Keith W. Kintigh, Timothy A. Kohler, David Koop, James A. Macklin, Paolo Missier, Mark Schildhauer, Christopher Schwalm, Yaxing Wei, Mark Bieda, and Bertram Ludäscher. YesWorkflow: A User-Oriented, Language-Independent Tool for Recovering Workflow Information from Scripts. *International Journal of Digital Curation*, 10(1):298–313, May 2015. ISSN 1746-8256. doi: 10.2218/ijdc.v10i1.370. URL <https://ijdc.net/index.php/ijdc/article/view/10.1.298>. Number: 1.
- Daye Nam, Andrew Macvean, Vincent Hellendoorn, Bogdan Vasilescu, and Brad Myers. Using an llm to help with code understanding. In *Proceedings of the IEEE/ACM 46th International Conference on Software Engineering, ICSE '24*, New York, NY, USA, 2024. Association for Computing Machinery. ISBN 9798400702174. doi: 10.1145/3597503.3639187. URL <https://doi.org/10.1145/3597503.3639187>.

- Tom Oinn, Matthew Addis, Justin Ferris, Darren Marvin, Martin Senger, Mark Greenwood, Tim Carver, Kevin Glover, Matthew R Pocock, Anil Wipat, et al. Taverna: a tool for the composition and enactment of bioinformatics workflows. *Bioinformatics*, 20(17):3045–3054, 2004.
- João Felipe Pimentel, Leonardo Murta, Vanessa Braganholo, and Juliana Freire. A large-scale study about quality and reproducibility of jupyter notebooks. In *2019 IEEE/ACM 16th International Conference on Mining Software Repositories (MSR)*, pp. 507–517, 2019. doi: 10.1109/MSR.2019.00077.
- Jim Plotts and Megan Risdal. Meta kaggle code, 2023. URL <https://www.kaggle.com/ds/3240808>. Accessed: 27 March 2025.
- Dhivyabharathi Ramasamy, Cristina Sarasua, Alberto Bacchelli, and Abraham Bernstein. Visualising data science workflows to support third-party notebook comprehension: an empirical study. *Empirical Software Engineering*, 28(3):58, March 2023. ISSN 1573-7616. doi: 10.1007/s10664-023-10289-9. URL <https://doi.org/10.1007/s10664-023-10289-9>.
- Megan Risdal and Timo Bozsolik. Meta kaggle, 2022. URL <https://www.kaggle.com/ds/9>. Accessed: 27 March 2025.
- Yingssu Tsai, Scott E McPhillips, Ana González, Timothy M McPhillips, Daniel Zinn, Aina E Cohen, Michael D Feese, David Bushnell, Theresa Tiefenbrunn, CDavid Stout, et al. Autodrug: fully automated macromolecular crystallography workflows for fragment-based drug discovery. *Acta Crystallographica Section D: Biological Crystallography*, 69(5): 796–803, 2013.
- Chengpeng Wang, Wuqi Zhang, Zian Su, Xiangzhe Xu, Xiaoheng Xie, and Xiangyu Zhang. LLM DFA: Analyzing Dataflow in Code with Large Language Models. In A. Globerson, L. Mackey, D. Belgrave, A. Fan, U. Paquet, J. Tomczak, and C. Zhang (eds.), *Advances in Neural Information Processing Systems*, volume 37, pp. 131545–131574. Curran Associates, Inc., 2024. URL https://proceedings.neurips.cc/paper_files/paper/2024/file/ed9dcde1eb9c597f68c1d375bbecf3fc-Paper-Conference.pdf.
- Jason Wei, Xuezhi Wang, Dale Schuurmans, Maarten Bosma, Brian Ichter, Fei Xia, Ed Chi, Quoc V. Le, and Denny Zhou. Chain-of-Thought Prompting Elicits Reasoning in Large Language Models. *Advances in Neural Information Processing Systems*, 35:24824–24837, December 2022. URL https://proceedings.neurips.cc/paper_files/paper/2022/hash/9d5609613524ecf4f15af0f7b31abca4-Abstract-Conference.html.
- John Wenskovitch, Jian Zhao, Scott Carter, Matthew Cooper, and Chris North. Albireo: An Interactive Tool for Visually Summarizing Computational Notebook Structure. In *2019 IEEE Visualization in Data Science (VDS)*, pp. 1–10, Vancouver, BC, Canada, October 2019. IEEE. ISBN 978-1-72815-047-5. doi: 10.1109/VDS48975.2019.8973385. URL <https://ieeexplore.ieee.org/document/8973385/>.
- Pengcheng Yin, Wen-Ding Li, Kefan Xiao, Abhishek Rao, Yeming Wen, Kensen Shi, Joshua Howland, Paige Bailey, Michele Catasta, Henryk Michalewski, Oleksandr Polozov, and Charles Sutton. Natural Language to Code Generation in Interactive Data Science Notebooks. In Anna Rogers, Jordan Boyd-Graber, and Naoaki Okazaki (eds.), *Proceedings of the 61st Annual Meeting of the Association for Computational Linguistics (Volume 1: Long Papers)*, pp. 126–173, Toronto, Canada, July 2023. Association for Computational Linguistics. doi: 10.18653/v1/2023.acl-long.9. URL <https://aclanthology.org/2023.acl-long.9/>.
- Fengji Zhang, Bei Chen, Yue Zhang, Jacky Keung, Jin Liu, Daoguang Zan, Yi Mao, Jian-Guang Lou, and Weizhu Chen. RepoCoder: Repository-level code completion through iterative retrieval and generation. In Houda Bouamor, Juan Pino, and Kalika Bali (eds.), *Proceedings of the 2023 Conference on Empirical Methods in Natural Language Processing*, pp. 2471–2484, Singapore, December 2023. Association for Computational Linguistics. doi: 10.18653/v1/2023.emnlp-main.151. URL <https://aclanthology.org/2023.emnlp-main.151/>.

```

1 # cell 1
2 import pandas as pd
3 phone_data = pd.read_csv("phone_records.csv")

1 # cell 2
2 if phone_data.shape[0] > 100:
3     phone_data = phone_data.sample(n=100)

1 # cell 3
2 phone_data.head()

```

Figure 10: An example case depending on runtime information.

```

1 # cell 1
2 add_one = 1

1 # cell 2
2 add_one = add_one + 1
3 # Reassign the variable name to a function
4 def add_one(v):
5     return v + 1

1 # cell 3
2 add_one(5)

```

Figure 11: An example case for reusing a data name as a code name.

A Appendix

A.1 An example case depending on runtime information

Figure 10 provides an example when some inter-cell data flows only exist in certain executions. Cell 1 loads the `phone_data`, cell 2 samples the `phone_data` if the number of rows is greater than 100, and cell 3 previews the `phone_data`. Line 3 in cell 2 will be executed only when the `phone_records.csv` file has more than 100 rows. YesWorkflow captures possible data flows between program blocks, including cases when the line is executed or skipped.

A.2 Syntactic Parsing

A.2.1 Distinct data and code names

Figure 11 shows an example case that violates the assumption of distinct data and code names. Cell 1 defines a variable named `add_one`, cell 2 reuses the variable name as a function name, and cell 3 calls the function. Our system cannot identify that the `add_one` data is a data output candidate of cell 1 and a data input of cell 2, which further fails to extract the data flow (cell 1, cell 2, `add_one`) and the direct dependency (cell 2, cell 1). However, the code flow (cell 2, cell 3, `add_one`) and the direct dependency (cell 3, cell 2) are still captured.

A.2.2 Simplified function parsing approach

Figure 12 shows an example case of the limitation of the simplified function parsing approach. Cell 1 defines a global variable `data.file.path` and cell 2 uses it by calling the `load_data` function without passing any argument. Therefore, our system cannot identify that `data.file.path` is as a data input of cell 2, which further fails to recognize the information flow (cell 1, cell 2, `data.file.path`) and the direct dependency (cell 2, cell 1).

A.2.3 Mixed code issue

Figure 13 shows an example case for the **mixed code issue**. Cell 1 uses the `%capture` magic command to capture the standard output of the code cell, storing it as a variable named


```

1 # cell 1
2 data_file_path = "data.csv"

1 # cell 2
2 import pandas as pd
3 def load_data():
4     data = pd.read_csv(data_file_path)
5     return data
6 data = load_data()

```

Figure 12: An example case for the simplified function parsing approach.

```

1 # cell 1
2 %%capture captured_stdout
3 out = 1
4 print(out + 1)

1 # cell 2
2 captured_stdout.show()

```

Figure 13: An example case for the mixed code issue.

captured_stdout that is later used by cell 2. However, our system skips cell 1 due to the magic command and cannot identify captured_stdout as a data output candidate of cell 1, which fails to extract the information flow (cell 1, cell 2, captured_stdout) and the direct dependency (cell 2, cell 1).

A.2.4 Conditional statements in a loop

Figure 14 shows an example case for **conditional statements in a loop**. Cell 1 defines count and cell 2 have a if-statement inside a loop, which assigns 0 to count at the first iteration and increments count by one during the later two iterations. There are two possible execution orders, i.e., line 4 first, or line 6 first. If line 4 is executed earlier than line 6, then the count used in cell 2 is from itself, otherwise it is from cell 1. The *lower estimate* considers the intersection of all possible branch execution orders, finding cell 1 and cell 2 are independent. However, the *upper estimate* considers the union of all possible branch execution orders, resulting in an information flow (cell1, cell2, count) and a direct dependency (cell 2, cell 1).

```

1 # cell 1
2 count = 1

1 # cell 2
2 for i in range(3):
3     if i == 0:
4         count = 0
5     else:
6         count = count + 1

```

Figure 14: An example case for conditional statements in a loop.

Given a Python Jupyter Notebook, please extract input and output variables, custom defined code (including functions and classes), referred code (including functions and classes) of each code cell and return a JSON string which is a list of dictionaries. Each dictionary has "inputs", "outputs", "defines_code", and "refers_code" keys. Each dictionary is a code cell in the notebook. All modules, builtin function names should be ignored. The order of these dictionaries in the list should be the same as the order of the code cells in the notebook.

Here are the steps:

Step 1: extract the inputs and output candidates of each code cell. An input of a cell is a variable that is used in the cell. Usually it is not defined in current cell, but in some previous cells. An exception could be a variable that is defined in the current cell but used before it is defined. An output candidate of a cell is a variable that is defined, updated, or mutated in the cell.

Important cases for output candidates:

1. Method Calls (object.method()) or Function Calls (function(object))
 - If a method (or a function) modifies the object in place (e.g., updating data, changing the structure, or adjusting properties in place), the object is an output candidate.
 - If a method (or a function) does not modify the object (e.g., retrieving data, describing data, visualizing data, or accessing properties), the object is not an output candidate.
 - If a method (or a function) returns a new object (e.g., creating a copy) without modifying the original, the original object is not an output candidate.
2. Reassignment (variable = ...)
If a variable is assigned a new value, it is an output candidate.
3. Shared References (Aliased Variables)
 - If multiple variables reference the same mutable object (e.g., through assignment or being stored inside a data structure), modifying the object in place through one reference makes all references to that object output candidates.
 - Modifying the container in place makes only the container an output candidate, but not its elements.
 - Modifying an element inside a container in place makes both the container and the modified element output candidates.
 - Operations like retrieving data, describing data, visualizing data, accessing properties, and creating a copy are not considered as modifying the object in place.

Step 2: extract outputs by filtering out output candidates which are not used in any subsequent cells.

Step 3: add custom defined functions and classes as "defines_code", used functions and classes as "refers_code" to each cell. A function or class is considered custom defined if it is defined in the cell. A function or class is considered used if it is called in the cell. Note that modules and builtin function names should not be included.

Step 4: return a JSON string.

```
-----
Given a Python Jupyter Notebook:
...[omitted due to space limitations]...
Cell-3:
python
len(phone_data.query(ec)) / len(phone)

...[omitted due to space limitations]...
```

Think it step by step and return the JSON string as described above. Do not include any code cell content in the answer.

Figure 15: An example baseline prompt (in part). The real prompt includes all code cells.

NotebookID	C1	C2	C3
jhoward/is-it-a-bird-creating-a-model-from-your-own-data	✓	✓	✗
kanncaa1/data-sciencetutorial-for-beginners	✗		
ldfreeman3/a-data-science-framework-to-achieve-99-accuracy	✓	✓	✗
arthurtok/introduction-to-ensembling-stacking-in-python	✓	✓	✗
dansbecker/how-models-work	✗		
jhoward/jupyter-notebook-101	✗		
sudalairajkumar/winning-solutions-of-kaggle-competitions	✗		
jhoward/getting-started-with-nlp-for-absolute-beginners	✗		
colinmorris/functions-and-getting-help	✗		
thebrownviking20/everything-you-can-do-with-a-time-series	✗		
kanncaa1/deep-learning-tutorial-for-beginners	✗		
yogeshtak/exercise-your-first-machine-learning-model	✗		
shivamb/data-science-glossary-on-kaggle	✗		
kanncaa1/machine-learning-tutorial-for-beginners	✗		
alexisbcook/getting-started-with-kaggle	✗		
colinmorris/booleans-and-conditionals	✗		
gzuidhof/full-preprocessing-tutorial	✗		
therealcyberlord/coronavirus-covid-19-visualization-prediction	✓	✗	
ibtesama/getting-started-with-a-movie-recommendation-system	✓	✗	
ybifoundation/understanding-grammar-of-matplotlib	✗		
residentmario/creating-reading-and-writing	✗		
imdevskp/covid-19-analysis-visualization-comparisons	✓	✗	
tanulsingh077/twitter-sentiment-extraction-analysis-eda-and-model	✓	✓	✗
ybifoundation/create-series-pandas-dataframe	✗		
ybifoundation/pandas-basic-functions	✗		
kanncaa1/pytorch-tutorial-for-deep-learning-lovers	✗		
dansbecker/submitting-from-a-kernel	✗		
colinmorris/lists	✗		
jhoward/how-does-a-neural-net-really-work	✗		
ybifoundation/sklearn-inbuild-data-sets-for-machine-learning	✗		
dansbecker/basic-data-exploration	✗		
masumrumi/a-statistical-analysis-ml-workflow-of-titanic	✓	✗	
ybifoundation/seaborn-inbuild-data-sets-for-machine-learning	✗		
anokas/data-analysis-xgboost-starter-0-35460-lb	✓	✗	
shahules/basic-eda-cleaning-and-glove	✓	✗	
colinmorris/loops-and-list-comprehensions	✗		
rohanrao/tutorial-on-reading-large-datasets	✗		
ybifoundation/download-dataset-from-openml-org	✗		
ybifoundation/train-test-split	✗		
vbmokin/data-science-for-tabular-data-advanced-techniques	✗		
ybifoundation/generate-synthetic-data-using-sklearn	✗		
ybifoundation/introduction-to-google-colab-notebook	✗		
ybifoundation/pandas-install-update-and-help	✗		
jhoward/linear-model-and-neural-net-from-scratch	✓	✗	
ybifoundation/encoding	✗		
prashant111/a-guide-on-xgboost-hyperparameters-tuning	✓	✗	
colinmorris/working-with-external-libraries	✗		
dansbecker/explore-your-data	✗		
subinium/simple-matplotlib-visualization-tips	✗		
colinmorris/strings-and-dictionaries	✗		
fabindaniel/customer-segmentation	✓	✗	
maksimeren/covid-19-literature-clustering	✓	✓	✗
kanncaa1/seaborn-tutorial-for-beginners	✗		
artgor/eda-and-models	✓	✗	

Table 4: Reasons for discarding a top voted notebook. These notebooks can be accessed via <https://www.kaggle.com/code/{NotebookID}> on Feb. 25, 2025. C1, C2, C3 are criteria 1, 2, and 3. “✓” is used when a criterion is met; “✗” is used when a criterion is violated.

ID	NotebookID	C	L	F	D
01	alexisbcook/titanic-tutorial	6	43	4	4
02	pmarcelino/comprehensive-data-exploration-with-python	32	127	32	108
03	startupsai/titanic-data-science-solutions	52	256	133	576
04	serigne/stacked-regressions-top-4-on-leaderboard	65	332	91	773
05	yassineghouzam/introduction-to-cnn-keras-0-997-top-6	24	213	35	118
06	ldfreeman3/a-data-science-framework-to-achieve-99-accuracy	35	1111	103	146
07	janiobachmann/credit-fraud-dealing-with-imbalanced-datasets	63	928	153	442
08	willkoehrsen/start-here-a-gentle-introduction	62	666	94	424
09	tanulsingh077/deep-learning-for-nlp-zero-to-transformers-bert	43	285	105	317
10	ash316/eda-to-prediction-dietanic	71	358	117	461
11	yassineghouzam/titanic-top-4-with-ensemble-modeling	76	439	113	922
12	dansbecker/your-first-machine-learning-model	9	29	10	25
13	ybifoundation/stars-classification	20	38	22	57
14	dansbecker/model-validation	3	38	5	2
15	abhishek/approaching-almost-any-nlp-problem-on-kaggle	46	566	137	187
16	dansbecker/underfitting-and-overfitting	3	31	5	2
17	gunesevitan/titanic-advanced-feature-engineering-tutorial	46	644	84	494
18	karnikakapoor/customer-segmentation-clustering	29	212	40	205
19	faressayah/stock-market-analysis-prediction-using-lstm	27	282	59	54
20	benhamner/python-data-visualizations	15	78	14	14
21	kanncaa1/feature-selection-and-data-visualization	29	205	47	79
22	jagangupta/time-series-basics-exploring-traditional-ts	40	369	35	85
23	gusthema/house-prices-prediction-using-tfidf	24	100	23	81
24	apapiu/regularized-linear-models	29	80	41	131
25	dansbecker/random-forests	2	27	4	1
26	dansbecker/submitting-from-a-kernel	3	27	4	3
27	nadintamer/titanic-survival-predictions-beginner	41	286	96	369
28	ybifoundation/simple-linear-regression	18	28	23	61
29	kanncaa1/plotly-tutorial-for-beginners	21	439	18	22
30	rtatman/data-cleaning-challenge-handling-missing-values	16	49	12	15
31	residentmario/indexing-selecting-assigning	22	26	21	22
32	ybifoundation/fish-weight-prediction	20	31	24	57
33	ybifoundation/cancer-prediction	21	31	26	64
34	ybifoundation/chance-of-admission	21	31	26	64
35	ybifoundation/multiple-linear-regression	21	34	26	64
36	omarelgabry/a-journey-through-titanic	20	289	31	93
37	ybifoundation/purchase-prediction-micronumosity	21	35	26	65
38	dansbecker/handling-missing-values	5	58	17	7
39	ybifoundation/credit-card-default	22	33	27	65
40	ybifoundation/tutorial-decision-tree-regression-scikit-learn	29	73	42	148
41	deffro/eda-is-fun	40	168	46	70
42	gpreda/santander-eda-and-prediction	61	329	111	160
43	kashnitsky/topic-1-exploratory-data-analysis-with-pandas	39	79	37	125
44	kushal1996/customer-segmentation-k-means-analysis	27	188	37	42
45	kenjee/titanic-project-example	58	390	115	381
46	christofhenkel/how-to-preprocessing-when-using-embeddings	25	123	30	82
47	sinakhorami/titanic-best-working-classifier	13	157	31	56
48	shrutimechlearn/step-by-step-diabetes-classification	36	153	53	127
49	ybifoundation/binary-classification	21	31	26	64
50	ybifoundation/multi-category-classification	21	31	26	64

Table 5: Individual notebook statistics. These notebooks can be accessed via <https://www.kaggle.com/code/{NotebookID}> on Feb. 25, 2025. The C column denotes number of code cells, the L column denotes number of lines, the F column denotes number of information flows, and the D column denotes number of transitive dependencies.

Given a Python program block, determine if an object is an input. An input is a variable that is used in the program block but not defined within it, or variables used before being reassigned.

Important Cases:

1. Conditional Statement Within a Loop
A variable may be initialized during an early iteration of a loop and then utilized in subsequent iterations. In such cases, the variable is not considered an input, as its value originates from the loop's execution rather than external sources.
2. Shared References (Aliased Variables)
 - If multiple variables reference the same object (e.g., through assignment or being stored inside a data structure), and one of them is an input, then all variables referring to that object are also inputs.
 - If a container is an input, then all elements inside the container are also inputs.
 - If an element inside a container is an input, then the container itself is also an input.

Preceding context (for shared reference):

```
python
datasets = [train, test]
```

Question:

In the following Python program block, is "train" an input? Return the final answer in the form "Yes(No), "{x}" is (not) an input" where "{x}" is the actual name of the variable.

```
python
for dataset in datasets:
    ... dataset.dropna(inplace=True)
```

Answer:

Figure 16: An example CRABS prompt for resolving ambiguous inputs

Method	Information Flows				
	Prec.(%)	Rec.(%)	F ₁ (%)	Acc.(%)	EM(%)
CRABS	98.59	98.52	98.56	97.30	73
w/o syntactic phase	95.28	89.49	91.18	86.49	40
w/o cell-by-cell prompting	92.19	89.92	90.79	85.39	40

Table 6: Information flows: ablation study results for 45 selected notebooks.

Method	Transitive Dependencies				
	Prec.(%)	Rec.(%)	F ₁ (%)	Acc.(%)	EM(%)
CRABS	99.42	99.95	99.67	99.37	82
w/o syntactic phase	95.80	87.88	89.20	84.13	42
w/o cell-by-cell prompting	89.96	77.40	82.22	77.37	36

Table 7: Transitive dependencies: ablation study results for 50 notebooks.

Method	Transitive Dependencies				
	Prec.(%)	Rec.(%)	F ₁ (%)	Acc.(%)	EM(%)
CRABS	99.36	99.94	99.64	99.30	80
w/o syntactic phase	95.60	88.50	89.31	84.49	44
w/o cell-by-cell prompting	99.96	86.00	91.36	85.97	40

Table 8: Transitive dependencies: ablation study results for 45 selected notebooks.

Given a Python program block, determine if an object is an output candidate. An output candidate is a variable that is defined, updated, or mutated in the program block.

Important Cases:

1. Method Calls (object.method()) or Function Calls (function(object))
 - If a method (or a function) modifies the object in place (e.g., updating data, changing the structure, or adjusting properties in place), the object is an output candidate.
 - If a method (or a function) does not modify the object (e.g., retrieving data, describing data, visualizing data, or accessing properties), the object is not an output candidate.
 - If a method (or a function) returns a new object (e.g., creating a copy) without modifying the original, the original object is not an output candidate.
2. Reassignment (variable = ...)
If a variable is assigned a new value, it is an output candidate.
3. Shared References (Aliased Variables)
 - If multiple variables reference the same mutable object (e.g., through assignment or being stored inside a data structure), modifying the object in place through one reference makes all references to that object output candidates.
 - Modifying the container in place makes only the container an output candidate, but not its elements.
 - Modifying an element inside a container in place makes both the container and the modified element output candidates.
 - Operations like retrieving data, describing data, visualizing data, accessing properties, and creating a copy are not considered as modifying the object in place.

Preceding context (for shared reference):

```
python
datasets = [train, test]
```

Question:

In the following Python program block, is "datasets" an output candidate? Return the final answer in the form "Yes(No)", "{x}" is (not) an output candidate" where "{x}" is the actual name of the variable.

```
python
for dataset in datasets:
    dataset.dropna(inplace=True)
```

Answer:

Figure 17: An example CRABS prompt for resolving ambiguous output candidates

Given a Python program block, return a JSON string with "inputs", "output_candidates", "defines_code", "refers_code", and "shared_references" keys. Do not include any names of built-in functions and variables.

- "inputs" are variables that are used in the program block but not defined within it, or variables used before being reassigned. Besides shared references, one important case is about conditional statement within a loop, i.e., when a variable is initialized during an early iteration of a loop and then utilized in subsequent iterations. In such cases, the variable is not considered an input, as its value originates from the loop's execution rather than external sources.
- "output_candidates" are variables that are defined, updated, or mutated in the program block. Besides shared references, there are two important cases:
 1. Method Calls (object.method()) or Function Calls (function(object))
 - If a method (or a function) modifies the object in place (e.g., updating data, changing the structure, or adjusting properties in place), the object is an output candidate.
 - If a method (or a function) does not modify the object (e.g., retrieving data, describing data, visualizing data, or accessing properties), the object is not an output candidate.
 - If a method (or a function) returns a new object (e.g., creating a copy) without modifying the original, the original object is not an output candidate.
 2. Reassignment (variable = ...)
 - If a variable is assigned a new value, it is an output candidate.
- "defines_code" is a list of functions or classes defined in the program block.
- "refers_code" is a list of user-defined functions or classes used in the program block, selected from a given list.
- "shared_references" is a string, which contains descriptions about the shared references (aliased variables) based on previous context and current program block. If there are no shared references, return "NA". Otherwise, it must explicitly include:
 - How multiple variables reference the same object (e.g., through assignment or being stored inside a data structure).
 - The relationship in both directions, meaning if one variable is modified, how it affects the others and vice versa.

Previous context:

```
python
The variables 'train' and 'test' are stored inside the list 'datasets'. If 'train' or 'test' is modified, the change will be reflected in 'datasets' as well, and vice versa, since 'datasets' holds references to these objects.
```

Current program block:

```
python
for dataset in datasets:
... dataset.dropna(inplace=True)
```

From the following given list, select only the functions and classes that are used and store them in "refers_code".

Given functions and classes:

```
[]
```

JSON string: (Think it step by step, then return the final results only)

Figure 18: An example prompt for the ablation study A1 (i.e., w/o syntactic phase).

Given a Python Jupyter Notebook with definite and possible annotations, extract the input and output variables for each code cell and return a JSON string.

Each dictionary in the JSON list represents a code cell and contains:

- "inputs": List of input variables.
- "outputs": List of output variables.

Rules for Extraction:

Step 1: Include definite inputs and outputs

1. Add all definite inputs to the final inputs list.
2. Add all definite outputs to the final outputs list.

Step 2: Process ambiguous inputs

1. Compute ambiguous inputs by excluding definite inputs from possible inputs.
2. Add an ambiguous input only if it follows these rules:
 - It is used in the code cell but not defined within it.
 - It is used before reassignment in the same cell.

Special Cases:

- Conditional Statement Within a Loop: If a variable is initialized during an early iteration of a loop and then utilized in subsequent iterations, it is not an input.
- Aliased/shared references:
 - If multiple variables reference the same object (directly or via a container), all variables referring to that object are also inputs.
 - If a container is an input, then all elements inside the container are also inputs.
 - If an element inside a container is an input, then the container itself is also an input.

Step 3: Process ambiguous outputs

1. Compute ambiguous outputs by excluding definite outputs from possible outputs.
2. Add an ambiguous output only if it follows these rules:
 - It is defined, updated, or mutated within the code cell.

Special Cases:

- Method Calls & Functions: If a function or method modifies an object in place, the object is an output.
- Reassignment: If a variable is reassigned, it is an output.
- Aliased/shared references:
 - If a mutable object is modified in place, all references to it should be outputs.
 - Modifying the container in place makes only the container an output candidate, but not its elements.
 - Modifying an element inside a container in place makes both the container and the modified element output candidates.

Step 4: Filter outputs

Remove output candidates that are not used as inputs in any subsequent code cell.

Step 5: Return the JSON Output

- Format the final list as a JSON string.
- Maintain the same order of code cells as in the notebook.

Given a Python Jupyter Notebook with annotations:

```
...[omitted due to space limitations]...
Cell-3:
python
# definite inputs: [ec, phone]; outputs: []
# possible inputs: [ec, phone]; outputs: [ec, phone]

len(phone.query(ec)) / len(phone)

...[omitted due to space limitations]...
```

Think it step by step and return the JSON string as described above. Do not include any code cell content in the answer.

Figure 19: Part of an example prompt for the ablation study A2 (i.e., w/o cell-by-cell prompting). The real prompt includes all code cells.

ID	Information Flows (%)				Transitive Dependencies (%)			
	baseline	CRABS	A1	A2	baseline	CRABS	A1	A2
01	100	100	100	100	100	100	100	100
02	0	100	100	100	0	100	100	100
03	64.25	96.58	57.29	60.34	67.59	99.91	32.80	58.13
04	0	100	97.24	94.51	0	100	78.84	95.55
05	91.43	97.14	85.71	91.43	83.17	100	85.33	83.17
06	59.74	94.17	65.03	61.11	92.65	98.65	58.25	81.30
07	90.34	93.46	98.00	94.77	91.67	97.08	94.64	92.06
08	0	91.49	92.82	96.81	0	99.30	96.21	99.88
09	0	94.29	94.58	89.52	0	98.14	89.74	83.03
10	0	100	95.54	0	0	100	72.65	0
11	0	100	100	0	0	100	100	0
12	100	90	100	100	100	100	100	100
13	100	100	97.67	95.45	100	100	99.12	96.36
14	100	100	100	100	100	100	100	100
15	0	98.54	97.42	100	0	99.47	95.41	100
16	100	100	100	100	100	100	100	100
17	43.24	93.41	83.44	0	45.78	100	98.87	0
18	0	90	87.32	100	0	99.03	82.18	100
19	73.79	100	68.09	70.21	97.14	100	88.66	95.15
20	100	100	100	100	100	100	100	100
21	98.92	93.62	96.70	97.87	100	92.40	100	98.06
22	87.10	100	95.65	0	90.32	100	94.74	0
23	73.91	100	100	73.91	66.12	100	100	66.12
24	89.16	100	95.12	100	91.23	100	89.29	100
25	100	100	100	100	100	100	100	100
26	66.67	100	85.71	100	100	100	100	100
27	94.62	99.48	91.01	92.55	99.73	100	40.95	90.50
28	86.96	100	100	86.96	85.98	100	100	85.98
29	100	100	100	100	100	100	100	100
30	100	100	59.26	100	100	100	75.00	100
31	100	100	66.67	100	100	100	84.62	100
32	87.50	100	100	87.50	86.00	100	100	86.00
33	88.46	100	98.04	88.46	86.73	100	99.21	86.73
34	88.46	100	100	88.46	86.73	100	100	86.73
35	88.46	100	100	88.46	86.73	100	100	86.73
36	100	100	82.86	93.55	100	100	85.19	95.51
37	100	100	100	88.46	100	100	100	87.93
38	90.32	100	100	100	100	100	100	100
39	88.89	100	100	88.89	86.96	100	100	86.96
40	78.57	100	97.56	78.57	79.67	100	76.15	79.67
41	0	100	100	100	0	100	100	100
42	70.87	100	83.78	90.09	88.50	100	82.35	97.11
43	98.63	100	83.33	0	100	100	74.40	0
44	100	100	98.63	100	100	100	98.80	100
45	0	100	93.45	100	0	100	87.40	100
46	69.39	100	96.77	93.33	59.83	100	94.25	87.67
47	60.38	100	27.78	26.67	100	100	13.33	40
48	98.11	96.23	92.45	90.57	99.22	99.61	93.04	91.45
49	88.46	100	100	88.46	86.73	100	100	86.73
50	88.46	100	96.00	88.46	86.73	100	98.41	86.73

Table 9: Detailed results for notebook understanding task. The A1 and A2 columns denote ablation study A1 (i.e., w/o syntactic phase) and ablation study A2 (i.e., w/o cell-by-cell prompting). Values indicate the F_1 score of a notebook, where the notebook can be referred to via the ID column and Table 5.