

# Let's Think in Two Steps: Mitigating Agreement Bias in MLLMs with Self-Grounded Verification

Moises Andrade Joonhyuk Cha Brandon Ho  
Vriksha Srihari Karmesh Yadav Zsolt Kira

Georgia Institute of Technology

{mandrade, jcha, bho36, vriksha.srihari, kyadav32, zkira}@gatech.edu

## Abstract

Verifiers — functions assigning rewards to agent behavior — have been key for AI progress in domains such as math and board games. However, extending these gains to domains without clear-cut success criteria (e.g., computer use) remains a challenge: while humans can recognize suitable outcomes, translating this intuition into scalable rules is non-trivial. Multimodal Large Language Models (MLLMs) emerge as a promising solution, given their world knowledge, human-preference alignment, and reasoning skills. We evaluate MLLMs as verifiers of agent trajectories across web navigation, computer use, and robotic manipulation, and identify a critical limitation: agreement bias, a strong tendency for MLLMs to favor information in their context window, often generating chains of thought to rationalize flawed behavior. This bias is pervasive across models, resilient to test-time scaling, and can impact existing methods relying on MLLMs as evaluators (e.g., data filtering). Notably, it occurs despite MLLMs showing strong, human-aligned priors on desired behavior. To address this, we propose Self-Grounded Verification (SGV), a lightweight method that enables more effective use of MLLMs' knowledge and reasoning by harnessing their own sampling mechanisms via unconditional and conditional generation. SGV operates in two steps: first, the MLLM is elicited to retrieve broad priors about task completion, independent of the data under evaluation. Then, conditioned on the self-generated priors, it reasons over and evaluates a candidate trajectory. Enhanced with SGV, MLLM verifiers show gains of up to 20 percentage points in accuracy and failure detection rates, and can perform real-time supervision of heterogeneous agents, boosting task completion of a GUI specialist in OSWorld, a diffusion policy in robomimic, and a ReAct agent in VisualWebArena — setting a new state of the art on the benchmark, surpassing the previous best by 48%. Our code and data are publicly released on our GitHub repository.<sup>1</sup>

## 1 Introduction

Several breakthroughs in artificial intelligence can be viewed from the lens of search guided by verifiers — functions assigning rewards to agent behavior aligned with desired criteria. Notable examples include seminal work in games such as Go [41] and Chess [6], where search and learning are guided by 0/1 rewards tied to the game's final outcome, and recent advancements in large reasoning models (LRMs), leveraging formal verifiers in code and math [39, 59]. Reinforcing this perspective, recent studies highlight the importance of verifiers in enhancing efficiency and robustness of training pipelines, particularly in reasoning [37, 9] and preference alignment [45].

However, while domains such as mathematics, programming, and board games benefit from relatively well-defined criteria to evaluate agent behavior, such clarity diminishes in open-ended settings. Evaluation in such scenarios often requires nuanced criteria and reasoning over possibly long

<sup>1</sup><https://github.com/mshalimay/mlm-verifiers-abias-sgv>

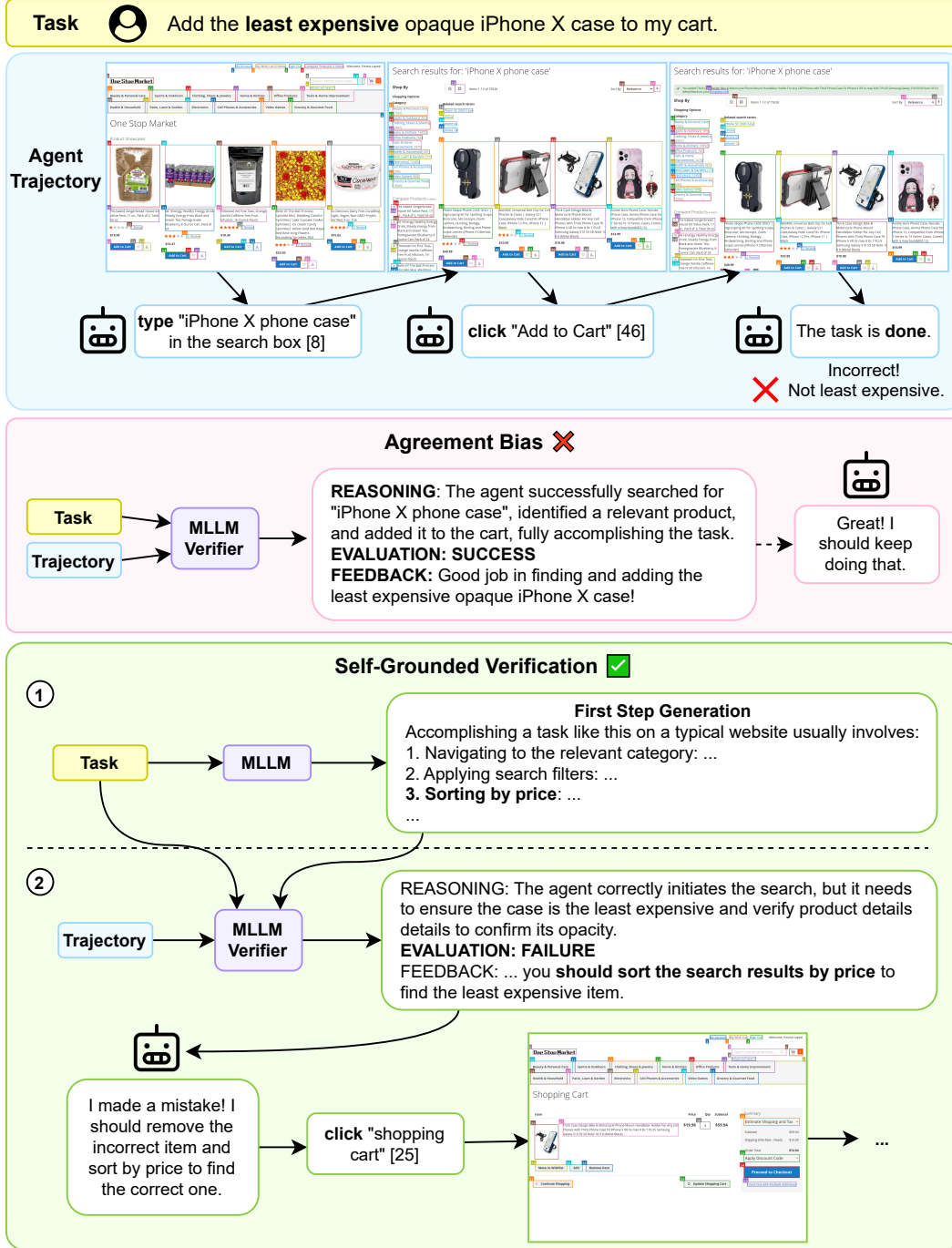


Figure 1: Summary of findings. **Top:** example of a task in VisualWebArena and a corresponding agent trajectory. **Middle:** an MLLM verifier validates clearly flawed agent behavior, generating reasoning to rationalize its incorrect judgment and reinforcing brittle behavior. **Bottom:** Self-Grounded Verification leads to more accurate verification and enables the agent to backtrack.



sequences of multimodal inputs. Consider, for example, evaluating correctness for the trajectory produced by a digital agent tasked with adding “*the least expensive opaque case*” for a mobile phone to a shopping cart, as illustrated in Figure 1 (top). Should the agent sort products by prices, or perform an advanced search? Should it inspect product details to confirm specific attributes? What is “opaque enough”? Although humans can intuitively recognize satisfactory outcomes in such scenarios, formalizing this intuition into precise and scalable rules remains a challenge.

Multimodal Large Language Models (MLLMs) emerge as a promising solution to bridge this gap. With vast world knowledge, human-preference alignment, and large context windows, MLLMs hold the potential to serve as general-purpose verifiers, capable of handling inputs and producing rewards in multiple modalities. In this work, we investigate this potential by evaluating MLLMs as verifiers of agent behavior in a diverse range of open-ended tasks. We consider two digital agent environments — VisualWebArena [17] and OSWorld [53] — and the long-horizon robot manipulation suite robomimic [27]. Together, they span over 1,200 tasks across varied domains, where evaluating agent behavior demands nuanced criteria and multimodal reasoning, offering a compelling testbed for studying MLLM verifiers.

We identify a critical limitation that undermines the reliability of MLLMs in this role: a strong tendency to favor information presented in their context window, a phenomenon we call agreement bias. As shown in Figure 1 (middle), an MLLM verifier validates flawed agent behavior and even produces chains-of-thought (CoT) to rationalize its incorrect judgments. We show that this bias is pervasive across model families, and persists despite the use of established test-time scaling techniques, training for reasoning, and instructions with task-specific evaluation criteria. We argue that agreement bias can negatively impact several pipelines where MLLMs play evaluative roles. Particularly, it can limit the effectiveness of MLLMs to serve as curators of data for finetuning [46, 30] and inference-time refinements [50, 61]; as providers of feedback and rewards to guide search [31, 18, 44]; and as judges [7, 21, 65] and monitors [4] of agent behavior, where failure detection is essential for balanced assessments and to prevent harmful outcomes.

We observe that such verification failures occur despite MLLMs possessing strong, human-aligned priors on desired agent behavior, suggesting a retrieval bottleneck [1, 2] not resolved with major test-time scaling techniques, nor training for reasoning. To address this issue, we introduce Self-Grounded Verification (SGV), a simple yet effective method that significantly improve reliability of MLLM-based verification (Figure 1, bottom). At its core, SGV harnesses MLLMs’ own sampling mechanisms by modulating unconditional and conditional generation to effectively leverage their world knowledge, alignment, and reasoning capabilities. SGV operates in two steps: first, the model is elicited to retrieve a broad set of priors associated with successful task completion, conditioned only on minimal context to frame the task without access to the data under evaluation. In the second step, conditioned on its self-generated priors, the model then evaluates a candidate trajectory. SGV leads to more balanced and accurate verification across environments and policies, while introducing minimal token overhead and being easy to integrate into pipelines relying on MLLM verifiers.

To demonstrate SGV’s effectiveness and versatility, we evaluate its performance in two key applications of MLLM verifiers: automatic evaluation of agent trajectories and online supervision to guide agents toward task completion. On over 1,200 agent trajectories from VisualWebArena and OSWorld, SGV improves verification performance of several MLLMs and LRMs, leading to gains of up to 17 percentage points (pp) in accuracy and up to 20 pp in true-negative identification, outperforming baselines leveraging established test-time scaling techniques and instructions with access to privileged information. Paired with SGV, our ReAct agent [58] achieves a 5 pp gain ( $\approx 10\%$  relative) on VisualWebArena, establishing a new state of the art by outperforming the previous best by 16 pp ( $\approx 48\%$  relative), with minimal increase in token usage. Similarly, our verifiers guide the GUI-specialist UI-TARS-1.5 [33] to improve by 3 pp ( $\approx 15\%$  relative) in OSWorld, and a diffusion policy to outperform oracle supervision by 8 pp ( $\approx 33\%$  relative) on robomimic’s tool-hang task. Finally, we show that SGV enables MLLM verifiers to detect flaws in automatic script evaluation and to encourage agents to backtrack and avoid greedy strategies.

In summary, our contributions are as follows:

- We identify agreement bias, a pervasive tendency of MLLMs to favor information presented in their context window. To the best of our knowledge, this is the first work to quantify such a phenomenon and highlight the adverse impacts it can have on methods relying on MLLMs in evaluative roles — such as filtered behavior cloning and online supervision.

- We conduct a comprehensive study of MLLM verifiers, covering a diverse range of open-ended decision-making tasks, established test-time scaling techniques, and the most modern MLLMs and LRMs. We discuss the challenges of hard-coded evaluation in such settings, as well as the potential benefits and risks of utilizing MLLMs as alternatives.
- We introduce Self-Grounded Verification (SGV), a simple yet effective method that improves verification performance for a range of MLLMs and reasoning models. SGV has minimal token overhead, generalizes across environments and policies, and integrates seamlessly into pipelines where MLLMs play evaluative roles.
- We demonstrate that SGV significantly improves MLLM-based evaluation of agent trajectories and enables MLLMs to provide real-time supervision and feedback to steer agents towards task completion. Paired with SGV, our ReAct agent sets a new state of the art on the VisualWebArena benchmark, outperforming the previous best by 16 pp (a relative improvement of 48%).

## 2 Related Work

**MLLMs as Evaluators.** MLLMs have been employed as evaluators of model outputs in various scenarios. This work focuses on their application in multimodal and environment interaction settings. MLLMs have been used to score and filter agent trajectories for subsequent use in both finetuning [47, 30, 26] and inference-time refinements such as prompts and reflections [50, 61, 40, 35]. They have also served as a source of online feedback, in the form of natural language “critiques” [31], real-valued scores to rank action proposals in search [19, 56], and rewards for training [44]. These applications appear under various names — MLLMs as judges, critics, reward models, and value estimators. We propose a unified perspective based on the use of multimodal rewards derived from MLLM verifiers and identify agreement bias as a key limitation that can undermine MLLMs’ effectiveness across these applications. Our SGV method improves the reliability of MLLM verifiers, and can be easily integrated into applications relying on their evaluations.

**Scaling Test-Time Compute.** Test-time scaling (TTS) has emerged as a major paradigm to improve model performance without increasing the number of parameters [42, 52]. Early work [51, 20] demonstrates that prompting LLMs to generate intermediate “chains-of-thought” leads to substantial improvements in reasoning-oriented tasks. This idea has been extended in several dimensions, including in multimodal [64] and environment interaction [62, 58] settings. Orthogonal approaches scale test-time compute through sampling [5] and search [63, 57, 13], where multiple generations are selected through heuristics [5] or reward models [38, 24]. Recent work leverages sampling, reinforcement learning, and formal verifiers to train (M)LLMs that autonomously generate reasoning traces [10, 28, 11, 12], achieving impressive results in challenging benchmarks [3]. Extending TTS techniques to open-ended problems requires flexible and multimodal verification, for which MLLMs offer an appealing solution. We identify agreement bias as a major limitation of MLLM verifiers, show its resilience to TTS techniques, and propose a method to improve their reliability.

**AI Agents.** There is growing interest in building AI agents to act in various environments, including the web [17], mobile phones [23], and computer systems [25]. In this field, the work most related to ours is [30], where a GPT-4V-based evaluator is prompted with benchmark-specific rubrics and used to identify successful agent trajectories in WebArena [66], which are subsequently utilized for Reflexion [40] and behavior cloning. Following works employ a similar evaluator to build value functions to guide tree search [60, 18], and filter trajectories to generate prompts and reflections to improve agent performance on subsequent executions [50, 60].

Compared to prior work, we 1) evaluate MLLM verifiers on challenging multimodal settings and cover a broader range of model families, agents, and test-time scaling techniques, 2) identify agreement bias as a major limitation to MLLM verifiers and introduce SGV, a method that improves their reliability and outperforms prior approaches [30], and 3) show that SGV can improve *real-time* agent performance with low token usage and no access to privileged information from previous executions and handwritten rubrics, achieving a new state of the art on VisualWebArena.

### 3 Problem Setup

#### 3.1 Preliminaries and Definitions

Our goal is to study functions that approximate human judgment of agent behavior in interactive environments. Specifically, an agent is tasked to complete a task  $q \in \mathcal{Q}$  through a series of actions  $a_t$ . Given a history of environment states  $s_{r:t} \equiv [s_r, \dots, s_t]$ , the agent generates and executes an action sampled from a policy  $\pi$ :  $a_t = \pi(s_{r:t}, q)$ , leading to a new state  $s_{t+1}$ . The repetition of this process yields a **trajectory**  $\tau_{r:t} \equiv (s_r, a_r, \dots, s_t, a_t)$  that, along with the task  $q$ , serve as the basis for evaluating agent performance.

**Multimodal Verifiers.** Humans are capable of processing and producing information in multiple modalities to evaluate trajectory-task pairs  $(q, \tau_{r:t})$ , motivating our definition of a verifier and the scope of tasks we consider. We define a **multimodal verifier** as a function  $r : \mathcal{T} \times \mathcal{Q} \rightarrow \mathbb{R} \times (\mathcal{V} \cup \{\emptyset\})$ ,  $r \in \mathcal{R}$ , that maps trajectory-task pairs to rewards consisting of a real-valued score and optional outputs in other modalities from  $\mathcal{V}$ . These multimodal aspects are reflected in experiments. In our settings, a task  $q$  can be represented as images, text or both, states  $s_t$  as screenshots or DOM trees, actions  $a_t$  as text (e.g. <type red blanket>) or images from URLs, and verifier outputs as 0/1 scalars indicating task completion or natural language feedback flagging errors in off-track trajectories.

**Oracle and MLLM Verifiers.** In the benchmarks we study, instantiations of  $r$  are obtained via human-written scripts using privileged information about the task and environment states. The scripts produce 0/1 rewards indicating task completion. We treat these as closely aligned to human judgments, and refer to them as **oracle verifiers**. We note, however, that these functions are not perfect, especially for digital domains, and discuss limitations in Section 4.3.

Besides being imperfect, scripted evaluation for open-ended tasks is hard to scale, and relying on human evaluations is highly expensive, motivating the use of MLLM verifiers as an alternative. The conventional approach to build  $r$  with an MLLM is to prompt it with the task  $q$ , trajectory  $\tau_{r:t}$ , and additional context  $C$  that can include rubrics for evaluation and instructions for reasoning steps:

$$r_{MLLM}(q, \tau_t, C) = h \left( \prod_{i=1}^n P(y_i \mid y_{<i}, q, \tau_t, C) \right),$$

where  $y = y_1, \dots, y_n$  are MLLM outputs, and  $h$  is a function mapping them to rewards — e.g., a regex that maps model completions to 0/1 scores and textual explanations.

We observe, however, that this approach is subject to a failure mode we call **agreement bias**. Specifically, models tend to judge flawed trajectories as aligned with the task  $q$ , despite decoding algorithms and carefully crafted instructions  $C$ , including established techniques such as chain-of-thought (CoT) prompting [51], majority voting [49], Set-of-Mark prompting [55], rubrics with privileged information on how to evaluate the tasks, and the use of reasoning models. This bias directly degrades the quality of  $r_{MLLM}$  which, as we discuss next, can negatively affect several pipelines that make direct and indirect uses of  $r_{MLLM}$ .

#### 3.2 Experimental Setup

**Applications of Multimodal Verifiers.** To characterize the potential benefits and risks of MLLM verifiers, and justify our choice of experiments, we propose a unified view of distinct applications based on how they utilize the function  $r$  and are therefore affected by its quality. We categorize them into falling either into *offline* or *online* settings, and further distinguish between **canonic**, where the end product comes from a direct use of  $r$ , and **composite** applications, for which canonic applications serve as a building block.

The *offline* setting covers cases where  $r$  is applied to trajectories post hoc. One canonic application is the evaluation of agent performance, where a set of trajectories is mapped to real-valued scores indicating task completion. Composite applications include methods that use  $r$  to filter trajectories (e.g., successful ones) for subsequent finetuning, or inference-time refinements. The *online* setting covers cases where  $r$  is used to influence the distribution of future actions during task execution. An example of canonic application is online supervision, where  $r$  maps trajectories to scalars or text

rewards to steer agents toward task completion. Composite applications include using these rewards to update policy parameters, or to rank samples of trajectory-action pairs to guide (tree) search.

**Choice of experiments and evaluation metrics.** MLLMs have been used to approximate  $r$  in several of such applications. While studying this full range is infeasible, we note that performance on canonic cases can serve as a clean and informative signal. For instance, if  $r_{MLLM}$  produces a high number of false positives in trajectory evaluation, the effectiveness of finetuning on those trajectories is likely to be affected. Accordingly, we evaluate MLLM verifiers in canonic cases of both settings. In the offline setting (Section 4), we evaluate how often MLLM verifiers match oracle verifiers in evaluation of agent trajectories, and use true positive rate (TPR), true negative rate (TNR), and overall accuracy as performance metrics. In the online setting (Section 5), we assess the ability of MLLM verifiers to evaluate and provide real-time feedback to guide agents towards task completion without updating parameters, measuring performance via oracle task success rate (SR).

**Environments and Agents.** To ensure that our findings are robust and generalizable, we consider benchmarks with distinct multimodal characteristics and heterogeneous agent policies. VisualWebArena [17] emulates a web browser, and covers 910 tasks with a high diversity of objectives that explicitly require visual capabilities, several of which include image and text instructions (e.g., “*Find a product like this*” + *<image>*). OSWorld [53] emulates a computer system, and contains 369 tasks that involve widely-used web and desktop apps in single- and multi-app workflows. robomimic [27] features long-horizon robot manipulation tasks, and we focus on *tool hang*, the most challenging among them. It consists of two sub-tasks: (1) inserting an L-shaped pencil into a wooden base, and (2) hanging a wrench on the pencil. See Appendix F for illustrations of tasks and trajectories.

To generate trajectories in VisualWebArena, we build a ReAct agent [58] on top of the authors’ base agent [17]. We refine the original prompts, improve action parsing, and equip the agent with a text-based memory consisting of its previous thoughts and actions, which prevents looping behavior and enables backtracking when used alongside a verifier. The resulting agent produces a balanced distribution of successes and failures, facilitating a robust analysis of MLLM verifiers. For OSWorld, we utilize UI-TARS-1.5-7B [33], a model trained on GUI-based tasks and, at the time of this work, the best-performing open-source model on the benchmark. For robomimic, we train a diffusion policy with 200 expert rollouts from human demonstrations collected by the authors.

**Verifiers and Baselines.** Unless stated otherwise, MLLMs are given full trajectories as sequences of screenshot-action pairs, and tasked to label them as a SUCCESS, PARTIAL SUCCESS, or FAILURE, respectively mapped to [1, 0, 0] to align with oracle scores. To establish baselines and probe limitations of MLLM verifiers, we experiment with prevalent test-time scaling methods, including chain-of-thought (CoT) [51], majority voting [49], and the use of reasoning models. For VisualWebArena, we also consider the approach proposed in Pan et al. [30] and adopted by subsequent work addressing the benchmark [60, 19], where task-specific evaluation instructions are additionally provided. Finally, screenshots are annotated with set of marks [55] in VisualWebArena, and with red marks indicating the locations of coordinate-based actions in OSWorld. For additional details and all prompts, see Appendices A and B. We also provide ablations covering model size and family, prompts, and SGV’s retrieval and verify mechanisms in Appendices B.6 and E.2.

## 4 Agreement Bias and Self-Grounded Verification

In this section we evaluate MLLM-based verification on over 1,200 trajectories generated by digital agents in VisualWebArena and OSWorld. We quantitatively demonstrate agreement bias in Section 4.1, introduce SGV in Section 4.2 and discuss further results in Section 4.3.

### 4.1 Agreement Bias in MLLM Verifiers

Table 1(a) and Table 2 (rows 1–5) show the performance of verifiers built with a range of models and test-time scaling techniques. The following provides a discussion of the main findings.

**Pervasiveness and Resilience of Agreement Bias.** MLLMs display a strong tendency to favor information presented in their context window, struggling to discriminate correct from flawed trajectories. This results in a high ratio of false positives (49–54% TNR) and decreased accuracy (62–66%). As shown in Table 2 (row 3), adding a CoT step yields only modest improvements in failure identification and overall accuracy. This limitation persists even when majority voting is applied

Table 1: Performance of MLLM verifiers on evaluation of web agent trajectories. (a) Agreement bias: models struggle to identify flawed behavior. (b) SGV improves performance across models.

Model	(a) CoT-Based Verification			(b) Self-Grounded Verification			$\Delta$ Acc.
	TPR (%)	TNR (%)	Acc. (%)	TPR (%)	TNR (%)	Acc. (%)	
GPT-4.1	90	50	65	80	65	72	+7
GPT-4o	85	54	62	74	73	73	+11
Gemini 2.5	89	54	69	75	77	76	+8
Qwen2.5-VL-72B	82	54	62	74	68	70	+8
Llama 4 Maverick	82	54	62	74	64	67	+6
OpenAI o1 (high)*	77	66	68	74	74	74	+6
Gemini 2.5 (T-H) <sup>†</sup>	84	65	73	73	83	79	+6

\*VisualWebArena shopping domain only. <sup>†</sup>Thinking enabled with max thinking budget (24,576 tokens).

Table 2: Impact of test-time scaling on performance of MLLM-based verifiers in trajectory evaluation. Oracle success rates in VisualWebArena and OSWorld are 43% and 22%, respectively

#	Method	VisualWebArena			OSWorld		
		TPR (%)	TNR (%)	Acc. (%)	TPR (%)	TNR (%)	Acc. (%)
1	No CoT, Binary	80	49	62	97	57	64
2	No CoT	84	52	65	97	57	66
3	CoT	89	54	69	97	59	65
4	CoT + Majority	90	52	69	94	61	69
5	Pan et al. [30]	78	59	67	—	—	—
6	Thinking	88	61	73	94	74	79
7	SGV	72	71	73	96	70	76
8	SGV + CoT	75	77	76	89	80	82
9	SGV + Thinking	75	83	80	90	83	84

(row 4) and task-specific evaluation criteria are provided (row 5). A key reason behind these results is illustrated in Figure 3 and Figure 4: MLLMs often generate reasoning that rationalizes flawed trajectories and their wrong judgments. Sampling fails to mitigate this issue and can even exacerbate it, as higher temperature increases the likelihood of hallucinations and spurious correlations. Finally, agreement bias occurs when evaluating trajectories of both strong and weak agents, as illustrated by the high number of false positives across scenarios of high and low success rates.

**Agreement and Self-Bias.** Notably, agreement bias occurs despite inputs including multimodal, external, information produced by the environment, and generations from models of distinct families and sizes. This makes it a separate phenomenon from what is known in the LLM literature as *self-bias*, where LLMs tend to favor text generated by themselves or by stronger models [54, 43, 32], and for which injection of external information is a typical remedy. In our settings, the majority of inputs are externally produced by the environment, and include screenshots augmented with Set-of-Mark prompting [55], model generations parsed into actions, and semantic information about objects that agents interact with. Moreover, agreement bias occurs for trajectories produced by policies based on models quite distinct from the ones used for verification, such as the GUI-specialist UI-Tars-1.5-7B, ReAct agents built from distinct model families and sizes, and a diffusion policy (Section 5).

**Adverse Impacts of Agreement Bias.** As discussed in Section 3.2, adverse impacts of agreement bias can extend beyond offline evaluation of agent performance. For instance, consider the trajectory and MLLM-based verification illustrated in Figure 3. For the task “*Buy the cheapest <product> from <category> with <attribute>*,” a trajectory where the agent searches for “<product>,” clicks the first result, and adds it to the cart, is deemed successful by MLLM verifiers, despite lacking steps necessary for generalization to real scenarios, such as filtering, sorting, and here, finishing the purchase. Selecting trajectories like these for finetuning or inference-time refinements is likely to be suboptimal, with the risk of reinforcing brittle behavior [54]. Similarly, this bias impairs the effectiveness of MLLMs in preventing undesired behavior (e.g., adding wrong products to the cart or purchasing potentially incorrect ones Figure 4) as well as their ability to provide online supervision and feedback to guide search and improve agent behavior — exactly in situations where it is needed.

## 4.2 Self-Grounded Verification

We observe that agreement bias occurs despite models having relatively strong, and human-aligned priors on desired characteristics for agent behavior (e.g., first-step generations in Figure 1 and Figure 3). This suggests a bottleneck in retrieval that is not resolved with major techniques to elicit reasoning, nor in models explicitly trained to produce intermediate reasoning steps. This intuition aligns with findings and conjectures in [2]. Specifically, while models possess the relevant knowledge for a downstream task, the way it is stored can hinder retrieval depending on the form the information is presented. Motivated by these observations, we propose **Self-Grounded Verification (SGV)**, a simple yet effective method that substantially improves the evaluation performance of MLLM verifiers, illustrated in Figure 1 (middle).

SGV operates in two steps: first, the MLLM is elicited to retrieve a broad set of priors  $\hat{k}_q$  associated to the successful completion of the task  $q$ , conditioned only on the data needed to frame the task:

$$\hat{k}_q = g \left( \prod_{i=1}^n P(y_i \mid y_{<i}, s_{0:t}, C, q) \right),$$

where  $s_{0:t}$  are states needed to fully define the task (e.g., an initial screenshot) and  $g$  is a function to select a completion. Then, in the second step, the MLLM evaluates the trajectory conditioned on the first-step generation:

$$r_{\text{SGV}}(\tau_t, C, q) = h \left( \prod_{i=1}^n P(y_i \mid y_{<i}, \hat{k}_q, \tau_t, C, q) \right).$$

Intuitively, by modulating unconditional and conditional generation, SGV harnesses MLLMs’ own sampling mechanisms to enable more effective use of their world knowledge, alignment, and reasoning capabilities. By conditioning only on essential information in the first step, the model is induced to fully explore its high-dimensional probability distribution to retrieve information relevant to the task at hand and independent of the data under evaluation. In the second step, the model performs more focused generation, reasoning about the trajectory while grounded in its own trajectory-independent beliefs about what success looks like — effectively sampling from a conditional distribution induced by its own priors  $\hat{k}_q$ . We hypothesize that MLLMs, given their vast world knowledge and generalization abilities, can generate priors  $\hat{k}_q$  that are well-aligned with human notions of success, and that by decoupling inference in this manner, these priors can serve as an impartial baseline for grounding the verification. In the following section, we empirically demonstrate that this approach leads to more grounded reasoning and accurate verification.

**Practical Implementation.** SGV introduces low compute overhead and generally improves performance without complex prompt engineering, making it simple to integrate into pipelines where MLLMs play evaluative roles. For instance, adding the first step with a single-line instruction to produce domain knowledge generally helps, with little to no change to existing prompts. Nonetheless, we observe the following patterns that may inform general use: **1)** generating broader, more encompassing priors in the first step tends to be superior; **2)** producing priors in a single, monolithic step degrades performance, as models tend to anchor them to the data under evaluation; **3)** some models benefit when the second step includes an instruction to compare against their priors — something SGV inherently enables — although a standard CoT instruction typically suffices. See Appendices B and B.6 for prompts and ablations, and our codebase for more examples.

## 4.3 SGV Results and Discussion

**Effectiveness of SGV.** As shown in Table 1(b) and Table 2 (rows 7–9), applying SGV substantially improves verification performance across a range of models and benchmarks, with TNR increasing by up to 20 percentage points and overall accuracy by 7–11 points. Notably, the inclusion of a CoT step proves more effective when coupled with SGV. As illustrated in Figures 3 and 4, SGV leads to more grounded and unbiased reasoning steps, improving its overall effect. Moreover, SGV exhibits superior performance to handwritten instructions with task-specific evaluation criteria (Table 2, row 5). This indicates that SGV enables models to generate completions for conditioning themselves that are on par with, or even surpass, human-written rubrics, offering a more scalable alternative.

**Training for Reasoning and SGV.** LRMs tend to display lower agreement bias (row 6 of Table 2), aligning with findings in concurrent work suggesting long-CoT as a form of mitigating self-bias in

LLMs [8]. More remarkably, we observe that (i) SGV enables non-reasoning models to match the performance of their reasoning counterparts, and (ii) SGV boosts performance of reasoning models by up to 7 pp — a perhaps surprising result, given that these models are explicitly trained to produce intermediate traces and such interventions can degrade performance [29]. These results align with our intuitions of retrieval bottlenecks and the findings and conjectures in [1], raising interesting questions on the potential benefits of including an SGV step and pretraining data rewriting [2] into training pipelines aimed at reasoning.

**Need for Fine-Grained Classification Metrics.** These results highlight the importance of reporting direct metrics of both false positives and false negatives in works proposing MLLMs in evaluative roles and artifacts produced by them. Reporting only single metrics like accuracy and recall can be misleading. For example, the 97% TPR observed in OSWorld masks the fact that the verifier produces a high number of false positives, which can contaminate filtered datasets or undermine the verifier’s effectiveness in online supervision.

**Challenges in Open-Ended Verification and Stricter Verifiers.** SGV-enhanced verifiers exhibit lower TPR, which stems from two main causes: disagreements with overly permissive evaluation scripts on simplistic tasks, and overly demanding judgments.

Specifically, evaluation in these digital benchmarks comes from hard-coded rules based on a subset of states. This means that trajectories such as the one in Figure 4 for a task “Buy the cheapest <product>,” where an agent searches for “<product>,” clicks on the first item, and completes the purchase, are deemed successful by oracle scripts. Influenced by agreement bias, MLLMs tend to validate such trajectories, but when SGV is applied, behaviors like these are rejected for lacking steps that confirm the item is the cheapest.

This example is particularly revealing: it highlights the challenges of open-ended verification, the potential of MLLMs as an alternative, and the limitations of that potential when SGV is not applied. For humans, it is readily apparent that such behavior does not generalize to realistic scenarios. However, translating this intuition into precise rules is far from trivial, as multiple solutions are possible and nuanced criteria are required. MLLMs, like humans, offer flexibility in interpretation, but this comes at the cost of formal guarantees and introduces vulnerabilities — with agreement bias being a particularly strong one.

On the other hand, as shown in Figure 9, an SGV-enhanced verifier initially rejects an otherwise correct execution for lacking actions to double-check item attributes. Nevertheless, as shown in this example and discussed next, such interventions are typically non-disruptive and often promote more generalizable behavior, ultimately yielding a net positive effect on task completion.

## 5 Online Verification and Feedback

In this section, we evaluate MLLM verifiers on their ability to perform online supervision and guide agents toward task completion. This is an application of direct interest that has, so far, shown limited benefits and occasional performance degradation [31, 40, 14, 16, 43, 48]. Additionally, this setting allows us to assess: (i) the net impact of SGV, given the competing effects discussed in Section 4.3, and (ii) verifiers’ ability to produce effective rewards in natural language, or “critiques” — a promising capability that does not necessarily coincide with discriminative ability [36].

**Implementation Details.** For digital environments, MLLMs verify task completion when an agent issues a stop action, and if the task is deemed incomplete, they generate natural language feedback that is appended to the agent’s context window. In robomimic, MLLMs verify task progression at predetermined steps and trigger the diffusion policy to regenerate an action sequence (or “replan”) if the trajectory is deemed off-track; in the baseline scenario, the policy receives oracle-only feedback when sub-tasks are complete. The numbers reported are averages across three runs in the digital benchmarks, and 50 rollouts with a horizon of 700 time steps in robomimic.

**Results - VisualWebArena and OSWorld** Table 3 presents the performance of digital agents with and without feedback from MLLM verifiers. Compared to a no-verifier baseline, SGV results in a 5 percentage point (pp) increase in success rate on VisualWebArena ( $\approx 10\%$  relative improvement) and a 3 pp gain in OSWorld ( $\approx 15\%$  relative). Notably, our ReAct agent + SGV Verifier achieves a new **state of the art on VisualWebArena**, surpassing the previous best by 16 pp ( $\approx 48\%$  relative). Unlike search methods, these gains come with a modest increase in token usage, and backtracking

Table 3: Task success rate (SR) and token usage across VisualWebArena domains and OSWorld. Token usage (for VisualWebArena) is relative to the ReAct agent with no verifier.

Method	All VWA		Classifieds		Reddit		Shopping		OSWorld
	SR	Tokens	SR	Tokens	SR	Tokens	SR	Tokens	SR
Search Agent [18]*	29	4.9x	34	4.2x	22	5.4x	30	5.1x	–
R-MCTS [60]*	34	9.3x	41	7.4x	29	9.7x	32	10.1x	–
Base Agent	46	1x	49	1x	29	1x	52	1x	21.4
+ Verifier, no SGV	46	1.5x	48	1.5x	29	1x	53	1x	–
<b>+ Verifier, SGV</b>	<b>50</b>	<b>1.9x</b>	<b>52</b>	<b>1.9x</b>	<b>33</b>	<b>1.7x</b>	<b>57</b>	<b>1.9x</b>	<b>24.5</b>

\*Results from prior work [18, 60].

occurs through native web actions, making them more applicable to real-world scenarios. In contrast, and in line with previous work, we observe no improvements for a CoT-based MLLM verifier.

A few factors explain these results. First, as shown in Figure 7, the SGV-enhanced verifier identifies suboptimal behavior and provides feedback that enables agents to backtrack and complete the task. When SGV is omitted, agreement bias prevents MLLM verifiers from providing feedback precisely when agent behavior is flawed, limiting their effectiveness (e.g., Appendix F.2). Second, while SGV leads to more demanding verifiers (Section 4.3), their interventions are often non-disruptive. For example, in Figure 9 the verifier rejects a greedy strategy that technically satisfies the benchmark, prompting the agent to search for and confirm user-requested attributes, ultimately leading to task completion via a more generalizable strategy. Therefore, although performance declines in cases where agents fail to backtrack (e.g., Figure 10), the net effect of SGV remains positive. See Appendix C.2 for further discussion and a categorization of factors influencing success rates.

**Results - robomimic** Table 4 demonstrates that the inclusion of an SGV-enhanced verifier improves SR on the tool-hang task, surpassing the oracle-only counterpart by about 8 pp. In contrast, when SGV is not applied, MLLM-based verification leads to a reduction in SR. These findings not only align with, but also complement results observed in digital domains: this environment features closer-to-perfect oracles, and is therefore less prone to the evaluation challenges discussed in Section 4.3. To provide intuition for these results, we report the partial success rates (PSR) and number of replans.

In the no-SGV case, the MLLM verifier is successful in guiding the policy up until states of partial completion. However, likely influenced by agreement bias, it struggles to further guide the policy to states of full task completion, as reflected in the low number of replans. In contrast, the SGV-enhanced verifier triggers replans more often, and while some of these interventions lead to failures, their overall impact is largely beneficial.

Table 4: Results of a diffusion policy on robomimic’s tool-hang task under different supervision methods.

Method	FR (%)	PSR (%)	SR (%)	# Replans
Oracle	32	68	24	88
Verifier, no SGV	22	78	16	89
Verifier, SGV	28	72	32	96

\*FR, PSR and SR are the proportions of roll-outs with 0, 1 and 2 subtasks (out of 2) completed.

## 6 Conclusion

We identify agreement bias, a key limitation that hinders MLLMs from reliably serving as verifiers of agent behavior, with potential adverse effects for applications that rely on them in this role. We introduce Self-Grounded Verification (SGV) — a simple yet effective method that significantly improves verification across a range of domains, in both online and offline settings. SGV has low token usage overhead, and can be easily integrated into pipelines leveraging MLLM verifiers.

**Limitations and Future Work.** While SGV mitigates agreement bias, it does not eliminate it entirely. Our qualitative analysis (Appendix C.1) shows that remaining failure cases often stem from limitations in the base models’ vision-language reasoning capabilities. Future work may refine SGV through other strategies to enhance multimodal reasoning and perception, and extend applications that could further expose its strengths and limitations — such as dataset curation, value estimation for search, or supervision in online training. In parallel, compelling directions for open-ended verification include modular approaches combining MLLMs with symbolic methods [15], and the adaptation of recent reinforcement learning pipelines used to train generators for the verification problem.



## References

- [1] Zeyuan Allen-Zhu and Yuanzhi Li. Physics of language models: Part 3.1, knowledge storage and extraction, 2024. URL <https://arxiv.org/abs/2309.14316>.
- [2] Zeyuan Allen-Zhu and Yuanzhi Li. Physics of language models: Part 3.2, knowledge manipulation, 2024. URL <https://arxiv.org/abs/2309.14402>.
- [3] ARC Prize Foundation. OpenAI o1 Results on ARC-AGI-Pub. <https://arcprize.org/blog/openai-o1-results-arc-prize>, September 2024. Accessed: 2025-07-09.
- [4] Bowen Baker, Joost Huizinga, Leo Gao, Zehao Dou, Melody Y Guan, Aleksander Madry, Wojciech Zaremba, Jakub Pachocki, and David Farhi. Monitoring reasoning models for misbehavior and the risks of promoting obfuscation. *arXiv preprint arXiv:2503.11926*, 2025.
- [5] Bradley Brown, Jordan Juravsky, Ryan Ehrlich, Ronald Clark, Quoc V. Le, Christopher Ré, and Azalia Mirhoseini. Large language monkeys: Scaling inference compute with repeated sampling, 2024. URL <https://arxiv.org/abs/2407.21787>.
- [6] Murray Campbell, A Joseph Hoane Jr, and Feng-hsiung Hsu. Deep blue. *Artificial intelligence*, 134(1-2):57–83, 2002.
- [7] Dongping Chen, Ruoxi Chen, Shilin Zhang, Yaochen Wang, Yinyu Liu, Huichi Zhou, Qihui Zhang, Yao Wan, Pan Zhou, and Lichao Sun. Mllm-as-a-judge: Assessing multimodal llm-as-a-judge with vision-language benchmark. In *Proceedings of the 41st International Conference on Machine Learning (ICML)*, 2024. URL <https://mllm-judge.github.io/>. <https://arxiv.org/abs/2402.04788v3>.
- [8] Wei-Lin Chen, Zhepei Wei, Xinyu Zhu, Shi Feng, and Yu Meng. Do llm evaluators prefer themselves for a reason?, 2025. URL <https://arxiv.org/abs/2504.03846>.
- [9] Tianzhe Chu, Yuexiang Zhai, Jihan Yang, Shengbang Tong, Saining Xie, Dale Schuurmans, Quoc V. Le, Sergey Levine, and Yi Ma. Sft memorizes, rl generalizes: A comparative study of foundation model post-training, 2025. URL <https://arxiv.org/abs/2501.17161>.
- [10] DeepSeek-AI et al. Deepseek-r1: Incentivizing reasoning capability in llms via reinforcement learning, 2025. URL <https://arxiv.org/abs/2501.12948>.
- [11] Kimi Team et al. Kimi k1.5: Scaling reinforcement learning with llms. *arXiv preprint arXiv:2501.12599*, 2025.
- [12] Gemini Team, Google DeepMind. Gemini 2.5: Pushing the frontier with advanced reasoning, multimodality, long context, and next generation agentic capabilities. Technical Report –, Google DeepMind, Mountain View, CA, June 2025. Accessed 9 July 2025.
- [13] Shibo Hao, Yi Gu, Haodi Ma, Joshua Jiahua Hong, Zhen Wang, Daisy Zhe Wang, and Zhiting Hu. Reasoning with language model is planning with world model, 2023. URL <https://arxiv.org/abs/2305.14992>.
- [14] Jie Huang, Xinyun Chen, Swaroop Mishra, Huaixiu Steven Zheng, Adams Wei Yu, Xinying Song, and Denny Zhou. Large language models cannot self-correct reasoning yet. *arXiv preprint arXiv:2310.01798*, 2023.
- [15] Subbarao Kambhampati, Karthik Valmeekam, Lin Guan, Mudit Verma, Kaya Stechly, Siddhant Bhambri, Lucas Saldyt, and Anil Murthy. Llms can’t plan, but can help planning in llm-modulo frameworks, 2024. URL <https://arxiv.org/abs/2402.01817>.
- [16] Ryo Kamoi, Yusen Zhang, Nan Zhang, Jiawei Han, and Rui Zhang. When can llms actually correct their own mistakes? a critical survey of self-correction of llms. *Transactions of the Association for Computational Linguistics*, 12:1234–1256, 2024.
- [17] Jing Yu Koh, Robert Lo, Lawrence Jang, Vikram Duvvur, Ming Chong Lim, Po-Yu Huang, Graham Neubig, Shuyan Zhou, Ruslan Salakhutdinov, and Daniel Fried. Visualwebarena: Evaluating multimodal agents on realistic visual web tasks. *arXiv preprint arXiv:2401.13649*, 2024.

- [18] Jing Yu Koh, Stephen McAleer, Daniel Fried, and Ruslan Salakhutdinov. Tree search for language model agents. *arXiv preprint arXiv:2407.01476*, 2024.
- [19] Jing Yu Koh, Stephen McAleer, Daniel Fried, and Ruslan Salakhutdinov. Tree search for language model agents, 2024. URL <https://arxiv.org/abs/2407.01476>.
- [20] Takeshi Kojima, Shixiang Shane Gu, Machel Reid, Yutaka Matsuo, and Yusuke Iwasawa. Large language models are zero-shot reasoners. *Advances in neural information processing systems*, 35:22199–22213, 2022.
- [21] Seongyun Lee, Seungone Kim, Sue Hyun Park, Geewook Kim, and Minjoon Seo. Prometheus-vision: Vision-language model as a judge for fine-grained evaluation. *arXiv preprint arXiv:2401.06591*, 2024. URL <https://github.com/kaistAI/prometheus-vision>. <https://arxiv.org/abs/2401.06591v1>.
- [22] Junnan Li, Dongxu Li, Silvio Savarese, and Steven Hoi. Blip-2: Bootstrapping language-image pre-training with frozen image encoders and large language models, 2023. URL <https://arxiv.org/abs/2301.12597>.
- [23] Wei Li, William Bishop, Alice Li, Chris Rawles, Folawiyo Campbell-Ajala, Divya Tyamagundlu, and Oriana Riva. On the effects of data scale on computer control agents. *arXiv preprint arXiv:2406.03679*, 2024.
- [24] Hunter Lightman, Vineet Kosaraju, Yura Burda, Harri Edwards, Bowen Baker, Teddy Lee, Jan Leike, John Schulman, Ilya Sutskever, and Karl Cobbe. Let’s verify step by step, 2023. URL <https://arxiv.org/abs/2305.20050>.
- [25] Xiao Liu, Hao Yu, Hanchen Zhang, Yifan Xu, Xuanyu Lei, Hanyu Lai, Yu Gu, Hangliang Ding, Kaiwen Men, Kejuan Yang, et al. Agentbench: Evaluating llms as agents. *arXiv preprint arXiv:2308.03688*, 2023.
- [26] Yecheng Jason Ma, Joey Hejna, Ayzaan Wahid, Chuyuan Fu, Dhruv Shah, Jacky Liang, Zhuo Xu, Sean Kirmani, Peng Xu, Danny Driess, Ted Xiao, Jonathan Tompson, Osbert Bastani, Dinesh Jayaraman, Wenhao Yu, Tingnan Zhang, Dorsa Sadigh, and Fei Xia. Vision language models are in-context value learners, 2024. URL <https://arxiv.org/abs/2411.04549>.
- [27] Ajay Mandlekar, Danfei Xu, Josiah Wong, Soroush Nasiriany, Chen Wang, Rohun Kulkarni, Li Fei-Fei, Silvio Savarese, Yuke Zhu, and Roberto Martín-Martín. What matters in learning from offline human demonstrations for robot manipulation. *arXiv preprint arXiv:2108.03298*, 2021.
- [28] OpenAI. Learning to reason with llms. <https://openai.com/index/learning-to-reason-with-llms/>, September 2024. Accessed: 2025-07-09.
- [29] OpenAI. Reasoning best practices. <https://platform.openai.com/docs/guides/reasoning-best-practices>, 2025. Last accessed July 9, 2025.
- [30] Jiayi Pan, Yichi Zhang, Nicholas Tomlin, Yifei Zhou, Sergey Levine, and Alane Suhr. Autonomous evaluation and refinement of digital agents. *arXiv preprint arXiv:2404.06474*, 2024.
- [31] Yichen Pan, Dehan Kong, Sida Zhou, Cheng Cui, Yifei Leng, Bing Jiang, Hangyu Liu, Yanyi Shang, Shuyan Zhou, Tongshuang Wu, et al. Webcanvas: Benchmarking web agents in online environments. *arXiv preprint arXiv:2406.12373*, 2024.
- [32] Arjun Panickssery, Samuel Bowman, and Shi Feng. Llm evaluators recognize and favor their own generations. *Advances in Neural Information Processing Systems*, 37:68772–68802, 2024.
- [33] Yujia Qin, Yining Ye, Junjie Fang, Haoming Wang, Shihao Liang, Shizuo Tian, Junda Zhang, Jiahao Li, Yunxin Li, Shijue Huang, et al. Ui-tars: Pioneering automated gui interaction with native agents. *arXiv preprint arXiv:2501.12326*, 2025.
- [34] Pooyan Rahmazadehgervi, Logan Bolton, Mohammad Reza Taesiri, and Anh Totti Nguyen. Vision language models are blind: Failing to translate detailed visual features into words, 2025. URL <https://arxiv.org/abs/2407.06581>.

- [35] Gabriel Sarch, Lawrence Jang, Michael J. Tarr, William W. Cohen, Kenneth Marino, and Katerina Fragkiadaki. Vlm agents generate their own memories: Distilling experience into embodied programs of thought, 2025. URL <https://arxiv.org/abs/2406.14596>.
- [36] William Saunders, Catherine Yeh, Jeff Wu, Steven Bills, Long Ouyang, Jonathan Ward, and Jan Leike. Self-critiquing models for assisting human evaluators, 2022. URL <https://arxiv.org/abs/2206.05802>.
- [37] Amrith Setlur, Nived Rajaraman, Sergey Levine, and Aviral Kumar. Scaling test-time compute without verification or rl is suboptimal. *arXiv preprint arXiv:2502.12118*, 2025.
- [38] Zhihong Shao, Peiyi Wang, Qihao Zhu, Runxin Xu, Junxiao Song, Xiao Bi, Haowei Zhang, Mingchuan Zhang, Y. K. Li, Y. Wu, and Daya Guo. Deepseekmath: Pushing the limits of mathematical reasoning in open language models, 2024. URL <https://arxiv.org/abs/2402.03300>.
- [39] Zhihong Shao, Peiyi Wang, Qihao Zhu, Runxin Xu, Junxiao Song, Xiao Bi, Haowei Zhang, Mingchuan Zhang, YK Li, Y Wu, et al. Deepseekmath: Pushing the limits of mathematical reasoning in open language models. *arXiv preprint arXiv:2402.03300*, 2024.
- [40] Noah Shinn, Federico Cassano, Ashwin Gopinath, Karthik Narasimhan, and Shunyu Yao. Reflexion: Language agents with verbal reinforcement learning. *Advances in Neural Information Processing Systems*, 36:8634–8652, 2023.
- [41] David Silver, Julian Schrittwieser, Karen Simonyan, Ioannis Antonoglou, Aja Huang, Arthur Guez, Thomas Hubert, Lucas Baker, Matthew Lai, Adrian Bolton, et al. Mastering the game of go without human knowledge. *nature*, 550(7676):354–359, 2017.
- [42] Charlie Snell, Jaehoon Lee, Kelvin Xu, and Aviral Kumar. Scaling llm test-time compute optimally can be more effective than scaling model parameters. *arXiv preprint arXiv:2408.03314*, 2024.
- [43] Kaya Stechly, Karthik Valmeekam, and Subbarao Kambhampati. On the self-verification limitations of large language models on reasoning and planning tasks. *arXiv preprint arXiv:2402.08115*, 2024.
- [44] Linzhuang Sun, Hao Liang, Jingxuan Wei, Bihui Yu, Tianpeng Li, Fan Yang, Zenan Zhou, and Wentao Zhang. Mm-verify: Enhancing multimodal reasoning with chain-of-thought verification, 2025. URL <https://arxiv.org/abs/2502.13383>.
- [45] Gokul Swamy, Sanjiban Choudhury, Wen Sun, Zhiwei Steven Wu, and J Andrew Bagnell. All roads lead to likelihood: The value of reinforcement learning in fine-tuning. *arXiv preprint arXiv:2503.01067*, 2025.
- [46] Brandon Trabucco, Gunnar Sigurdsson, Robinson Piramuthu, and Ruslan Salakhutdinov. Towards internet-scale training for agents, 2025. URL <https://arxiv.org/abs/2502.06776>.
- [47] Brandon Trabucco, Gunnar Sigurdsson, Robinson Piramuthu, and Ruslan Salakhutdinov. Towards internet-scale training for agents. *arXiv preprint arXiv:2502.06776*, 2025.
- [48] Karthik Valmeekam, Matthew Marquez, and Subbarao Kambhampati. Can large language models really improve by self-critiquing their own plans?, 2023. URL <https://arxiv.org/abs/2310.08118>.
- [49] Xuezhi Wang, Jason Wei, Dale Schuurmans, Quoc Le, Ed Chi, Sharan Narang, Aakanksha Chowdhery, and Denny Zhou. Self-consistency improves chain of thought reasoning in language models. *arXiv preprint arXiv:2203.11171*, 2022.
- [50] Zora Zhiruo Wang, Jiayuan Mao, Daniel Fried, and Graham Neubig. Agent workflow memory, 2024. URL <https://arxiv.org/abs/2409.07429>.
- [51] Jason Wei, Xuezhi Wang, Dale Schuurmans, Maarten Bosma, Fei Xia, Ed Chi, Quoc V Le, Denny Zhou, et al. Chain-of-thought prompting elicits reasoning in large language models. *Advances in neural information processing systems*, 35:24824–24837, 2022.

- [52] Sean Welleck, Amanda Bertsch, Matthew Finlayson, Hailey Schoelkopf, Alex Xie, Graham Neubig, Ilya Kulikov, and Zaid Harchaoui. From decoding to meta-generation: Inference-time algorithms for large language models, 2024. URL <https://arxiv.org/abs/2406.16838>.
- [53] Tianbao Xie, Danyang Zhang, Jixuan Chen, Xiaochuan Li, Siheng Zhao, Ruisheng Cao, Toh J Hua, Zhoujun Cheng, Dongchan Shin, Fangyu Lei, et al. Osworld: Benchmarking multimodal agents for open-ended tasks in real computer environments. *Advances in Neural Information Processing Systems*, 37:52040–52094, 2024.
- [54] Wenda Xu, Guanglei Zhu, Xuandong Zhao, Liangming Pan, Lei Li, and William Wang. Pride and prejudice: Llm amplifies self-bias in self-refinement. In *Proceedings of the 62nd Annual Meeting of the Association for Computational Linguistics (Volume 1: Long Papers)*, pages 15474–15492, 2024.
- [55] Jianwei Yang, Hao Zhang, Feng Li, Xueyan Zou, Chunyuan Li, and Jianfeng Gao. Set-of-mark prompting unleashes extraordinary visual grounding in gpt-4v, 2023. URL <https://arxiv.org/abs/2310.11441>.
- [56] Ke Yang, Yao Liu, Sapana Chaudhary, Rasool Fakoor, Pratik Chaudhari, George Karypis, and Huzefa Rangwala. Agentoccam: A simple yet strong baseline for llm-based web agents, 2025. URL <https://arxiv.org/abs/2410.13825>.
- [57] Shunyu Yao, Dian Yu, Jeffrey Zhao, Izhak Shafran, Tom Griffiths, Yuan Cao, and Karthik Narasimhan. Tree of thoughts: Deliberate problem solving with large language models. *Advances in neural information processing systems*, 36:11809–11822, 2023.
- [58] Shunyu Yao, Jeffrey Zhao, Dian Yu, Nan Du, Izhak Shafran, Karthik Narasimhan, and Yuan Cao. React: Synergizing reasoning and acting in language models. In *International Conference on Learning Representations (ICLR)*, 2023.
- [59] Qiyang Yu, Zheng Zhang, Ruofei Zhu, Yufeng Yuan, Xiaochen Zuo, Yu Yue, Tiantian Fan, Gaohong Liu, Lingjun Liu, Xin Liu, et al. Dapo: An open-source llm reinforcement learning system at scale. *arXiv preprint arXiv:2503.14476*, 2025.
- [60] Xiao Yu, Baolin Peng, Vineeth Vajipey, Hao Cheng, Michel Galley, Jianfeng Gao, and Zhou Yu. Exact: Teaching ai agents to explore with reflective-mcts and exploratory learning. *arXiv preprint arXiv:2410.02052*, 2024.
- [61] Xiao Yu, Baolin Peng, Vineeth Vajipey, Hao Cheng, Michel Galley, Jianfeng Gao, and Zhou Yu. ExACT: Teaching AI agents to explore with reflective-MCTS and exploratory learning. In *The Thirteenth International Conference on Learning Representations*, 2025. URL <https://openreview.net/forum?id=GBIUbwW9D8>.
- [62] Michał Zawalski, William Chen, Karl Pertsch, Oier Mees, Chelsea Finn, and Sergey Levine. Robotic control via embodied chain-of-thought reasoning. *arXiv preprint arXiv:2407.08693*, 2024.
- [63] Dan Zhang, Sining Zhoubian, Ziniu Hu, Yisong Yue, Yuxiao Dong, and Jie Tang. Rest-mcts\*: Llm self-training via process reward guided tree search. *Advances in Neural Information Processing Systems*, 37:64735–64772, 2024.
- [64] Zhuosheng Zhang, Aston Zhang, Mu Li, Hai Zhao, George Karypis, and Alex Smola. Multimodal chain-of-thought reasoning in language models. *arXiv preprint arXiv:2302.00923*, 2023.
- [65] Lianmin Zheng, Wei-Lin Chiang, Ying Sheng, Siyuan Zhuang, Zhanghao Wu, Yonghao Zhuang, Zi Lin, Zhuohan Li, Dacheng Li, Eric P. Xing, Hao Zhang, Joseph E. Gonzalez, and Ion Stoica. Judging llm-as-a-judge with mt-bench and chatbot arena, 2023. URL <https://arxiv.org/abs/2306.05685>.
- [66] Shuyan Zhou, Frank F Xu, Hao Zhu, Xuhui Zhou, Robert Lo, Abishek Sridhar, Xianyi Cheng, Tianyue Ou, Yonatan Bisk, Daniel Fried, et al. Webarena: A realistic web environment for building autonomous agents. *arXiv preprint arXiv:2307.13854*, 2023.

## A Experimental Details

### A.1 Offline Verifier Experiments

For experiments in Table 1, we use 0 temperature for all models. For experiments in table Table 2, we employ `gemini-2.5-flash-preview-04-17` with a temperature of 0. When thinking is enabled, we set `thinking budget` to 8192 tokens, the model’s default value, and to 24576 in the “high” budget case. For the majority voting baselines, we select the most frequent response among 8 completions generated with a temperature of 1.5, top-p of 0.95, and top-k set to 64.

We omit CoT instructions for LRMs, as these models inherently generate reasoning traces, and adding them can hurt performance [29].

The model is given interleaved images and text, in the form of screenshots produced by the environment and actions generated by the agent. Figure 3 displays an example of a trajectory in VisualWebArena, and Appendix B contains details on prompt templates.

### A.2 Online Setting Experiments

**Web Navigation and Computer Use.** For VisualWebArena experiments in section 5, we use `gemini-2.5-flash-preview-04-17` for both the ReAct agent and the verifier. For the no-SGV case, the model is given a CoT instruction as in Appendix B. In the SGV case, in the first step we adopt the model’s default parameters: `temperature=1`, `top_p=0.95`, and `top_k=64`. In the verification step, we use 0 temperature. The agent and environment settings follow those in Koh et al. [17], using a temperature of 1.0, top-p of 0.95, top-k of 40, and the same 768 token limit. We adopt Set-of-Mark prompting [55] for the screenshots, with a viewport size of 1280×2048 pixels. We use BLIP-2 [22] to provide text captions for images included with the task objectives. We set the maximum number of steps to 30, allowing the agent some room to backtrack while imposing a search budget comparable to — though still more constrained — than that of prior work employing tree search methods [18, 60].

For the OSWorld experiments, we follow the same setup and implementation as in Qin et al. [33]. The verifier configuration remains the same, using `gemini-2.5-flash-preview-04-17` with a temperature of 0 and a token limit of 768. We allow up to 50 steps for the agent. We run the UI-TARS-1.5-7B model on a single RTX 3090 GPU.

In both environments, the verifier functions as an outcome-based reward, evaluating the trajectory when the agent signals task completion. The prompt templates and inputs given to the verifier are the same as the ones in the offline scenario.

If the verifier deems the trajectory unsuccessful, it provides natural language feedback, which is then incorporated into the agent’s context window to inform subsequent generations. Appendix B.3 shows how the feedback is incorporated, and figures in Appendix F provide examples of evaluations and generated feedback.

**Robotic Manipulation** For robomimic, the verifier receives a natural language description of the task, along with the last screenshot, and is prompted to assess task completion every 20 time steps. Additional details about the prompts are provided in Appendix B.5.

## B Prompts

For all prompts, content enclosed in curly braces (`{...}`) is dynamically replaced at runtime with the corresponding information. Text enclosed in double angle brackets (`«...»`) provides explanatory notes for the reader and is not included in the prompts at runtime. The labels `USER:` and `ASSISTANT:` indicate role fields passed via the OpenAI API format and are not literal strings in the prompt. Text separated by a pipe (`|`) inside curly braces (`{...}`) indicates phrases that change depending on the environment.

### B.1 Verifier Prompts

To maximize consistency and minimize sensitivity due to prompt variations, we construct all verifier prompts from the following parts:

- The system prompt, which describes the role of the agent and environment details.
- The trajectory prompt, which is created in an interleaved user-assistant conversation format, and contains information on the task to be accomplished, screenshots of the environment states, and the actions taken by the agent being evaluated.
- The evaluation prompt, which includes the criteria for the evaluation, as well as instructions for step-by-step reasoning.

We aim to keep the prompts as consistent as possible across experiments, applying slight adjustments to accommodate environment-specific details and prompting variations. For instance, the NoCoT variant in section 4 is nearly identical to the CoT variant, differing only in the removal of the step-by-step reasoning instructions.

#### Verifier System Prompt - VisualWebArena

You are an intelligent agent tasked with supervising an assistant navigating a web browser to accomplish a web-based task. Your job is to evaluate the assistant's work, and provide feedback so it can progress towards the objective.

## Here's the information you'll have:

### The objective: This is the task the assistant is trying to complete.

### Webpage screenshots: These are screenshots of the webpage, with each interactable element assigned a unique numerical id. Each bounding box and its respective id shares the same color.

### The execution trace: This is a sequence of webpage screenshots paired with the assistant's actions, detailing the web navigation so far.

### General web knowledge: This is a general description of how tasks like this are typically accomplished on the web. <<Only included for SGV variants>>

## Assistant's capabilities: To effectively analyze the assistant's work, consider the actions it can perform. These actions fall into the following categories:

### Page Operation Actions:

```click [id]``` : Click on an element with a specific id on the webpage.

```type [id] [content] [enter\_after]``` : Type the content into the field with id. If `enter\_after` is 0, the "Enter" key is not pressed after typing; otherwise, the "Enter" key is automatically pressed.

```hover [id]``` : Hover over an element with id.

```press [key\_comb]``` : Press a keyboard key or key combination (e.g., delete, ctrl+a).

```scroll [down]``` or ```scroll [up]``` : Scroll the webpage up or down.

### Tab Management Actions:

```new\_tab``` : Open a new, empty browser tab.

```tab\_focus [tab\_index]``` : Switch the browser's focus to a specific tab using its index.

```close\_tab``` : Close the currently active tab.

### URL Navigation Actions:

```goto [url]``` : Navigate to a specific URL.

```go\_back``` : Navigate to the previously viewed page.

```go\_forward``` : Navigate to the next page (if a previous 'go\_back' action was performed).

### Completion Action:

```stop [answer]``` : This action is issued when the task is believed to be complete. If the task requires a text-based answer, the answer is provided within the brackets. If the task is deemed impossible, this action is issued optionally with a reason why.

## To be successful, it is very important to follow the following rules:

1. You must not not assume the assistant's work is correct or incorrect beforehand. You should come up with your own opinion based on the information provided.
2. You must connect the dots between the objective and the information provided.
3. Your evaluation should be based on task completion; don't worry about efficiency for now.
4. Give utmost importance to the visual information provided, especially the screenshots in the execution trace.
5. Use the web knowledge as a rule, but also consider the context of the task given to you. <<Only included for SGV variants>>

#### Verifier System Prompt - OSWorld

You are an intelligent agent tasked with supervising an assistant utilizing a computer to accomplish computer-based tasks. Your job is to evaluate the assistant's work, and provide feedback so it can progress towards the objective.

## Here's the information you'll have:

```

### The objective: This is the task the assistant is trying to complete.
### Screenshots: These are visual captures of the computer screen taken at specific states of the
navigation process. The red markers, if present, indicate the destination of mouse actions taken
at the corresponding state.
### The execution trace: This is a sequence of screenshots of the computer screen paired with the
assistant's responses, detailing the computer navigation so far.
### General Computer Knowledge: This is a general description of how tasks like this are typically
accomplished on a computer. <<Only included for SGV variants>>

## Assistant's capabilities: To effectively analyze the assistant's work, consider the actions it
can perform. These actions fall into the following categories:
### Mouse Actions:
- click(start_box='<|box_start|>(x1,y1)<|box_end|>'): Left clicks at the (x1,y1) coordinates.
- left_double(start_box='<|box_start|>(x1,y1)<|box_end|>'): Left double click at the (x1,y1)
coordinates.
- right_single(start_box='<|box_start|>(x1,y1)<|box_end|>'): Right click at the (x1,y1)
coordinates.
- drag(start_box='<|box_start|>(x1,y1)<|box_end|>', end_box='<|box_start|>(x3,y3)<|box_end|>'):
Drags the element at the (x1,y1) coordinates to the (x3,y3) coordinates.
- scroll(start_box='<|box_start|>(x1,y1)<|box_end|>', direction='down or up or right or left'):
Scrolls the mouse wheel in the specified direction.

### Keyboard Actions:
- hotkey(key=''): Press a specific key.
- type(content=''): Types the string following `content`. If followed by "\n", it means the input
is submitted.
- wait(): Pauses for 5s and takes a new screenshot to check for any changes.

### Completion Action:
- finished(content='<|content|>'): This action is issued when the task is believed to be complete.
`<content>` is optional, and is used to provide a reason why the task is complete.

## To be successful, it is very important to follow the following rules:
1. You must not not assume the assistant's work is correct or incorrect beforehand. You should
come up with your own opinion based on the information provided.
2. You must connect the dots between the objective and the information provided.
3. Give utmost importance to the visual information provided, especially the screenshots in the
execution trace.
4. Your evaluation should be based on task completion; don't worry about efficiency for now.
5. Use the General Computer Knowledge as a guide, but also consider the context of the specific
task given to you. <<Only included for SGV variants>>

```

### Verifier Trajectory Prompt - VisualWebArena and OSWorld

```

USER: ## OBJECTIVE: {task objective text} {task objective images}

USER: ### STATE `t-j` SCREENSHOT: {screenshot}
ASSISTANT: {generated action}
...
USER: ### STATE `t-1` SCREENSHOT: {screenshot}
ASSISTANT: {generated action}

```

### Full Verifier Prompt

```

{system prompt}
{trajectory prompt}

USER:
## General web knowledge: {output from first step} <<Only included for SGV variants>>

Now please provide your response.

## Here is the evaluation criteria:
SUCCESS: The assistant executed all of what's necessary to complete the objective. The task is
fully accomplished.
PARTIAL SUCCESS: The assistant executed most of what's necessary to complete the objective.
The task is partially accomplished.
FAILURE: The assistant executed mostly incorrect steps. The task is not accomplished, and
major revisions are needed.

```

```

## Provide your response as follows:
REASONING: <Comprehensive step-by-step reasoning to come up with your evaluation and feedback> <<
Only included for CoT variants>>
EVALUATION: <Your evaluation following the evaluation criteria>
FEEDBACK: <Feedback so the assistant can progress towards the objective>

```

### Pan et al. [30] Verifier System Prompt

You are an expert in evaluating the performance of a web navigation agent. The agent is designed to help a human user navigate a website to complete a task. Given the user's intent, the agent's action history, the final state of the webpage, and the agent's response to the user, your goal is to decide whether the agent's execution is successful or not.

There are three types of tasks:

1. Information seeking: The user wants to obtain certain information from the webpage, such as the information of a product, reviews, map info, comparison of map routes, etc. The bot's response must contain the information the user wants, or explicitly state that the information is not available. Otherwise, e.g. the bot encounters an exception and respond with the error content, the task is considered a failure. Besides, be careful about the sufficiency of the agent's actions. For example, when asked to list the top-searched items in a shop, the agent should order the items by the number of searches, and then return the top items. If the ordering action is missing, the task is likely to fail.
2. Site navigation: The user wants to navigate to a specific page. Carefully examine the bot's action history and the final state of the webpage to determine whether the bot successfully completes the task. No need to consider the bot's response.
3. Content modification: The user wants to modify the content of a webpage or configuration. Carefully examine the bot's action history and the final state of the webpage to determine whether the bot successfully completes the task. No need to consider the bot's response.

**\*IMPORTANT\***

Format your response into two lines as shown below:

Thoughts: <your thoughts and reasoning process>  
Status: "success", "partial success", or "failure"

### Full Pan et al. [30] Verifier Prompt

```

{system prompt}

USER:
## User Intent: {task objective text}

## Action History:
1: {generated action}
...
n: {generated action}

## Last snapshot of the webpage: {screenshot}

```

## B.2 SGV Verifier - First Step Prompts

For the main experiments, we use separate prompts for the retrieval step and the evaluation step. Below, we present the prompts for the first step. As shown in Appendix B.6, similar performance can be achieved by reusing the prompts from Appendix B.1, as long as the verification process is explicitly divided into retrieval and evaluation phases.

### SGV - First Step System Prompt

You are a helpful assistant with deep knowledge in {web navigation | computer-based workflows}. Your job is to provide a description of how tasks like the ones provided to you are typically accomplished on {the web | computers}.

## Here's the information you'll have:  
### Objective: This is an english description of the task, possibly accompanied by images that provide more context on what must be accomplished.



```
### Screenshots: These are screenshots of the {webpage | computer screen}, giving you context to further understand what must be accomplished.
```

### SGV - Full First Step Prompt

```
{system prompt first-step}
## OBJECTIVE: {task objective text}

## IMAGES:
Image 0: {task objective image 1}
...
Image n: {task objective image n}
Image n+1: initial {webpage | computer} screenshot: {screenshot}

Now please provide your response:
<Description of how tasks such as this are typically accomplished on {the web | computers}>.
```

## B.3 VisualWebArena Agent Prompt

The prompt for VisualWebArena is built upon the authors' original implementation [17], with the following changes:

- We provide the history of thoughts and actions generated by the agent in previous interactions, which serve as a text-based memory to prevent loops and allow backtracking.
- We refine parts of the prompt to use Markdown formatting and to make the instructions more precise.
- For one of the examples, we include previous thoughts and actions to match the new inputs.

### VisualWebArena Agent Prompt

```
{system prompt}
{examples}

## RATIONALE AND ACTION HISTORY:
### STATE `t-j`:
- **RATIONALE**: {agent generations}
- **ACTION**: {action parsed by the environment}
...
### STATE `t-i`:
- **RATIONALE**: {agent generations}
- **ACTION**: {action parsed by the environment}

Here is the current state `t` for you to determine what to do next:
## TEXT OBSERVATION `t`: {text observation}

## URL: {webpage URL}

## OBJECTIVE: {task objective text}

## FEEDBACK: Here is your previous response at the current state `t` and **feedback** about it.
Use this to revise your response if you deem appropriate.
### Previous response: {last generated action}
### Feedback: {verifier feedback} <<Only included in rounds where feedback is provided by the verifier>>

IMAGES:
Image 0: {task objective image 0}
...
Image n: {task objective image n}
Image n+1: current webpage screenshot at state `t`: {screenshot}
```

## B.4 OSWorld Agent Prompt

### OSWorld Agent Prompt

You are a GUI agent. You are given a task and your action history, with screenshots. You need to perform the next action to complete the task.

## Output Format

...

Thought: ...

Action: ...

...

## Action Space

```
click(start_box='<|box_start|>(x1,y1)<|box_end|>')
left_double(start_box='<|box_start|>(x1,y1)<|box_end|>')
right_single(start_box='<|box_start|>(x1,y1)<|box_end|>')
drag(start_box='<|box_start|>(x1,y1)<|box_end|>', end_box='<|box_start|>(x3,y3)<|box_end|>')
hotkey(key='')
type(content='') #If you want to submit your input, use "\n" at the end of `content`.
scroll(start_box='<|box_start|>(x1,y1)<|box_end|>', direction='down or up or right or left')
wait() #Sleep for 5s and take a screenshot to check for any changes.
finished(content='xxx') # Use escape characters '\', '\"', and '\n' in content part to ensure we can
parse the content in normal python string format.
```

## Note

- Use English in `Thought` part.
- Write a small plan and finally summarize your next action (with its target element) in one sentence in `Thought` part.

## User Instruction

{task objective text}

## B.5 robomimic Prompts

### robomimic SGV Prompt - First Step

You are highly skilled in robotic tasks.

Based on the task description and the image of the initial state, predict how the task must look like at the current time stamp.

Task Description:

Pick up L-shaped pencil and insert L-shaped pencil into the hole  
Pick up tool and hang tool on L-shaped pencil

Current time stamp: {n/N}  
{image}

### robomimic SGV Prompt - Second Step

Compare the prediction with the actual state of the system in the current time step depicted in the image.

If the current state shows a situation that depicts failure, label it as failure.

If both tasks being completed or nearing completion was predicted and both tasks have been completed, label it as success.

If the prediction is that the task will be in progress and the task is in progress, label it as in progress.

{first step generation}  
Current time stamp: {n/N}  
{image}

### robomimic - Verifier Prompt, no SGV

```
You are highly skilled in robotic task verification.

Based on the task description, the current time step and the the actual state of the system in the
current time step (depicted in the image), label it as 'success', 'failure' or 'in progress'.

Given the time step, if the current state is not as per expectation (with dropped tools), label it
as failure.

If the time step is towards completion, and the task has been completed, label it as success.

Given the time step, if the task is expected to be in progress and the task is in progress, label
it as in progress.

Current time stamp: {n/N}
{image}
```

## B.6 Ablation Prompts

As we show in Appendix B.6, similar performance for SGV can be achieved by re-utilizing the verifier prompts from Appendix B.1, as long as retrieval and verification are divided into two phases. Below is the prompt used in the first step. The second step prompts are identical to those in Appendix B.1.

### SGV Unified - Full First Step Prompt

```
{verifier system prompt} <<same as in Appendix B.6>>

## OBJECTIVE: {task objective text}

## IMAGES:
Image 0: {task objective image 0}
...
Image n: {task objective image n}
Image n+1: initial {webpage | computer} screenshot: {screenshot}

Please first provide the following
<Description of how tasks such as this are typically accomplished on {the web | computers}>.
```

The following prompts are used when retrieval and verification are performed together in a single, monolithic step. The system prompts are the same as in Appendix B.1, except for the rules, which are replaced by the following.

### Monolithic Retrieve and Verify - System Prompt Rules

```
## To be successful, it is very important to follow the following rules:
1. You must not not assume the assistant's work is correct or incorrect beforehand. You should
come up with your own opinion based on the information provided.
2. You must connect the dots between the objective and the information provided.
3. Your evaluation should be based on task completion; don't worry about efficiency for now.
4. Give utmost importance to the visual information provided, especially the screenshots in the
execution trace.
5. You should come up with a detailed description of how tasks like this are typically
accomplished on {the web | computers}.
6. Use this General {Web Knowledge | Computer Knowledge} as a guide, but also consider the context
of the specific task given to you.
```

### Monolithic Retrieve and Verify - Full Prompt

```
{system prompt}
{trajectory prompt}

Now please provide your response.

## Here is the evaluation criteria:
```

```

SUCCESS: The assistant executed all of what's necessary to complete the objective. The task is
fully accomplished.
PARTIAL SUCCESS: The assistant executed most of what's necessary to complete the objective.
The task is partially accomplished.
FAILURE: The assistant executed mostly incorrect steps. The task is not accomplished, and
major revisions are needed.

## Provide your response as follows:
GENERAL {WEB | COMPUTER} KNOWLEDGE: <Description of how tasks such as this are typically
accomplished on {the web | computer}>
REASONING: <Comprehensive step-by-step reasoning to come up with your evaluation and feedback> <<
Only included for CoT variants>>
EVALUATION: <Your evaluation following the evaluation criteria>
FEEDBACK: <Feedback so the assistant can progress towards the objective>

```

## C Qualitative Analysis

### C.1 Agreement Bias

Figure 3 illustrates the trajectory for a failed task in VisualWebArena, along with evaluations produced by three verifier variants. Two key flaws are evident in the trajectory: (i) the agent does not perform any price comparisons, and (ii) it stops after adding an item to the cart, without proceeding to checkout. The CoT verifiers validate the execution, providing reasoning traces that justify it as correct despite the evident shortcomings. In contrast, the SGV verifier flags the absence of price comparison, and accurately declares the execution as unsuccessful.

### C.2 Online Verification and Feedback

As discussed in section 5, our method enables an MLLM verifier to monitor agent behavior and provide natural language feedback in real time, guiding the agent toward successful task completion. We show there that this mechanism has a positive overall impact on performance, resulting in a 5 percentage point increase in success rate on VisualWebArena (approximately 10% relative improvement) and a 2 percentage point gain in OSWorld (approximately 9% relative), compared to a no-verifier baseline.

The success of such a mechanism relies on three factors: (i) the accuracy of the verifier’s judgment, (ii) the quality of its feedback, and (iii) the ability of the agent to interpret and act upon that feedback, including the capacity to revise or backtrack when necessary.

In this section, we explore these factors through representative cases that offer insight into both the strengths and failure modes of our method — and of MLLM verifiers more broadly. The cases are as follows:

- **Accurate verification with helpful feedback:** The verifier correctly identifies flaws and provides actionable feedback that improves task execution.
- **Accurate verification with helpful feedback, limited by agent ability:** The verifier offers correct judgments and useful feedback, but the agent fails to act on it effectively.
- **Overly strict verification, harmless:** False negatives from the verifier that do not affect the agent’s final outcome and often elicit more robust behavior.
- **Overly strict verification, harmful:** False negatives that lead to degraded task performance or failed executions.
- **Overly lenient verification:** False positives where the verifier fails to detect clear mistakes, and contributes no useful signal. This stems from agreement bias and is the most prominent failure case for conventional MLLM verifiers.

**Accurate Verification with Helpful Feedback** Figure 7 shows an example where the verifier successfully steers the ReAct agent to a correct execution on a challenging VisualWebArena task. The agent performs a sequence of reasonable steps and finds a product closely aligned with the user’s request, but not the cheapest one. The verifier detects this oversight and provides feedback that prompts the agent to backtrack, sort the results correctly, and select the appropriate item.

This is a particularly challenging case that is highly susceptible to agreement bias, as the initial trajectory comprises reasonable steps and ends with a product that closely aligns with the user’s query.

**Accurate Verification with Helpful Feedback, Limited by Agent Ability** Figure 8 presents a failure case where, despite the verifier correctly identifying the issue and providing appropriate feedback, the agent is unable to recover. The verifier advises the agent to calculate shipping costs before leaving a review. However, the agent instead performs a sequence of poor actions, from which it never recovers. This example demonstrates a central limitation of our agent: the performance is ultimately constrained by the capabilities of the generator, regardless of the quality of the verifier.

**Overly Strict Verification, Harmless** Figure 9 illustrates this dynamic in a borderline case. The agent clicks on the first visible option without searching. Although this behavior is marked as correct by automated scripts, the verifier rejects it, requiring the agent to explicitly search for the product. After performing the search, the agent provides the same (correct) response, but is again rejected for not clicking on the item to inspect its details. In this task, that step is arguably unnecessary, as the required information is already visible. Still, the agent proceeds to click and confirm the details, ultimately converging on the same answer a third time.

This example reveals two insights: (i) Even though the verifier is demanding, its feedback aligns well with the user’s original intent, and does not prevent task success. (ii) In fact, the strict verifier elicits robust behavior from the agent. The benchmark task is relatively simple and susceptible to shortcuts, but the verifier enforces a robust and generalizable strategy.

**Overly Strict Verification, Harmful** Figure 10 presents an example where a correct initial execution is degraded into a failure. The user’s query accepts either “Ohio” or “Pennsylvania” as valid answers, but the verifier demands the cheapest option across both. The agent, however, is unable to navigate back to Ohio to perform a valid comparison and runs out of steps. This example also illustrates the difficulty of interpreting real-world user intents, which are often vague and under-specified.

**Overly Lenient Verification** Our verifier remains susceptible to false positives, primarily due to limitations in the underlying MLLM’s vision-language perception and reasoning capabilities.

Figure 5 shows a failure on a relatively simple task in VisualWebArena that exposes this issue: both the agent and the verifier fail to count the number of elements in an image correctly, resulting in a false positive. This is a known weakness of current MLLMs [34] that becomes even more problematic in our setting, where perception errors can compound across multi-step trajectories.

A more complex failure is illustrated in Figure 6, which juxtaposes the verifier’s strengths and weaknesses. The verifier successfully detects that the agent has terminated the task prematurely, failing to submit a required comment. However, it misses two critical issues: (i) that the agent has incorrectly counted the number of red keys in the image, and (ii) that it has posted the comment in the wrong location. Accurately verifying these mistakes would require the detection of fine-grained visual cues, knowing which small button the agent clicked on, for example.

We expect perceptual and reasoning abilities to improve in future MLLMs, and consequently, the effectiveness of our SGV approach to increase as well, as the improvements it provides are largely orthogonal to these capabilities. Alternatively, an interesting direction for future work would be to augment the MLLM with specialist models focused on fine-grained perception tasks, such as object counting or UI element recognition, thereby enhancing the verifier’s accuracy in visually demanding scenarios.

## D Ablations

### D.1 Agreement Bias in Retrieval and Ablations to SGV

Table 5 presents ablations for results in Section 4. Specifically, we (1) start with a conventional MLLM verifier, (2) add a retrieval step to it, (3) decouple the retrieval and verification steps without modifying any of the prompts, and (4) add a specific prompt for the retrieval step. In all cases, we include a CoT instruction. Prompt templates are provided in Appendix B.6.

The conventional MLLM-based verification yields suboptimal performance, with slight improvement when a retrieval step is added (rows 1–2). One reason for this behavior is that when steps are combined,

models tend to retrieve priors that align to information in their context window — a manifestation of agreement bias — reducing their effectiveness in grounding the verification. Decoupling the steps improves performance (rows 3–4), with SGV achieving similar results with or without retrieval-specific prompts. This suggests that SGV’s effectiveness does not stem from prompt specialization and that it can be integrated easily with minimal to no modifications to existing codebases.

Table 5: Evaluation of trajectories in VisualWebArena - ablations. TPR = true positive rate, TNR = true negative rate.

#	Method	TPR (%)	TNR (%)	Accuracy (%)
1	Base MLLM Verifier	89	54	69
2	+ Retrieval Step	80	63	70
3	SGV, Unified	73	74	74
4	SGV	75	77	76

## D.2 Online Supervision and SGV with Weaker Models

Table 6 shows the performance of online verification with and without SGV on the full VisualWebArena benchmark utilizing an earlier and stable version of Gemini, `gemini-2.0-flash-001`, compared to the one used in Section 5. Consistent with findings in Section 5, the no-SGV verifier fails to improve performance and even results in degradation in certain domains. In contrast, the SGV verifier consistently improves results across all domains, achieving a 3 percentage point gain overall (approximately 9% relative improvement). Moreover, and in line with Section 4, these results also reveal that SGV can benefit both weak and strong models.

Table 6: Task success rates (%) on VisualWebArena with and without SGV.

Method	All VWA	Shopping	Reddit	Classifieds
ReAct	35	38	23	41
+ Verifier, no SGV	35	39	23	40
+ Verifier, SGV	38	41	25	46

## E Additional Details and Results for VisualWebArena

### E.1 Representative Subset

Running the full VisualWebArena benchmark is time-consuming, and this hinders rapid prototyping, experimentation, and ablation studies. To address this issue, we release a representative subset of tasks that preserves the performance trends observed on the full benchmark, along with the algorithm used to construct such subsets.

The full code is available in our codebase. At a high level, the subset is constructed based on the task-level performance of a base agent on the full benchmark. Tasks are iteratively added or removed to match the distribution of task templates and other characteristics, while ensuring that the aggregate success rate within each domain remains closely aligned with that of the full set.

Our VisualWebArena subset is one third the size of the full benchmark. To avoid introducing bias toward our implementations, we construct the subset based on the performance of Search Agent [18], for which task-level scores are publicly available. We compare task success rates across various agents and model families on both the full benchmark and the subset in Table 7.

The differences in success rate between the full benchmark and the subset range from 0 to 1 percentage point, while execution time and token usage are reduced by approximately 67%, substantially accelerating the development cycle and lowering inference costs. Note that performance gaps are small even when relative improvements between similar agent variants are considered. For instance, the performance gain of the ReAct + Verifier agent over the ReAct agent is approximately 4.5 percentage points on both the full benchmark and the representative subset, indicating that the subset preserves meaningful signals for measuring improvement.

Table 7: Task success rates (%) in VisualWebArena for the full benchmark and our representative subset.

Method	Model	Full Benchmark				Representative Subset				$\Delta$
		All	Shop.	Reddit	Class.	All	Shop.	Reddit	Class.	
Search Agent [18]	GPT-4o	27	29	21	30	28	29	22	30	-0.3
ReAct	Gemini 2.0	35	38	23	41	35	35	26	43	0.4
ReAct	Gemini 2.5	46	52	28	49	45	51	29	46	0.9
ReAct + Verifier	Gemini 2.0	38	41	25	46	38	38	29	47	0.2
ReAct + Verifier	Gemini 2.5	50	57	33	52	49	55	33	52	0.8
<b>Number of Tasks</b>		<b>910</b>	466	210	234	<b>305</b>	156	70	79	-
<b>Token Usage (millions)*</b>		<b>104</b>	54	29	21	<b>34</b>	18	10	6	-

\*Token usage measured for Gemini 2.0 (ReAct + Verifier), which at the time of writing is the latest non-experimental version of Gemini.

## E.2 Results for GPT-4o

The VisualWebArena success rates reported in section 5 are based on `gemini-2.5-flash-preview-04-17`, which makes comparison to prior work difficult. To enable a direct comparison, Table 8 reports results for `gpt-4o-2024-05-13`, the same model used in previous studies, evaluated on the representative task subset described in Appendix E.1 without the environment modifications explained in Appendix E.3 and Appendix E.4.

Table 8: Task success rates (SR, %) and relative token usage on the VisualWebArena representative subset (Appendix E.1) using `gpt-4o-2024-05-13` as the base model.

Method	All VWA		Classifieds		Reddit		Shopping	
	SR	Tokens	SR	Tokens	SR	Tokens	SR	Tokens
Search Agent [18]*	29	4.9x	34	4.2x	22	5.4x	30	5.1x
R-MCTS [60]*	34	9.3x	41	7.4x	29	9.7x	32	10.1x
ReAct	31	1x	29	1x	24	1x	36	1x
ReAct + SGV Verifier	36	1.35x	33	1.6x	27	1.2x	42	1.3x

\*Results from prior work.

## E.3 Task Objective Modifications

Some tasks in VisualWebArena require navigating to a specific web page for successful completion, but this is not stated in the original task objectives. Following [61], we append the following instruction to the objectives of such tasks: *“To finish the task, please make sure to navigate to the page of the corresponding item.”* Examples for each domain are shown below.

Task Objective Modification Examples	
<b>Classifieds</b>	
<b>Original Objective:</b>	Find me the cheapest red Toyota. It should be between \$3000 to \$6000.
<b>Modified Objective:</b>	Find me the cheapest red Toyota. It should be between \$3000 to \$6000. To finish the task, please make sure to navigate to the page of the corresponding item.
<b>Shopping</b>	
<b>Original Objective:</b>	Search for usb wifi and show me the first item in the second row.
<b>Modified Objective:</b>	Search for usb wifi and show me the first item in the second row. To finish the task, please make sure to navigate to the page of the corresponding item.
<b>Reddit</b>	

**Original Objective:** Find me a post in /f/dataisbeautiful that illustrates the Nvidia revenue in FY22, and tell me the revenue of the whole company in FY22 (in billions).

**Modified Objective:** Find me a post in /f/dataisbeautiful that illustrates the Nvidia revenue in FY22, and tell me the revenue of the whole company in FY22 (in billions). To finish the task, please make sure to navigate to the page of the corresponding item.

#### E.4 Environment Refinements

**Bug Fix.** Several tasks in VisualWebArena’s shopping domain require sorting products by certain attributes. However, a bug in the environment prevents performing such actions, so we modify the environments to allow them. We provide an ablation to this change in Table 9.

Table 9: Task success rates (%) on the VisualWebArena representative subset (Appendix E.1) using `gemini-2.5-flash-preview-04-17` as the base model, before and after our bug fix.


Method	All VWA	Classifieds	Reddit	Shopping
ReAct - Before Bug Fix	44	47	30	49
ReAct - After Bug Fix	45	46	29	51
ReAct + SGV Verifier - Before Bug Fix	47	51	33	51
ReAct + SGV Verifier - After Bug Fix	49	52	33	55

We also introduce several other technical improvements to facilitate prototyping in VisualWebArena. They include: a faster method for detecting page load completion, parallelization of docker containers, the incorporation of additional models for fuzzy match evaluation, model hosting for the captioner, and minor refinements to the inputs provided to the agent, such as as Set-of-Mark prompting, tab information, and scroll bars. We invite readers to explore our codebase and make use of the available components.






## F Additional Figures

### F.1 Examples of Tasks in Digital Benchmarks





I really like these shoes, but I am not satisfied with the color. Could you find me an item on this page for these shoes with a darker shade or color?





Can you give me the URL for a gif I could send to my friend about the contrast of investing in a retirement account vs a brokerage account from the hot posts of /f/wallstreetbets?



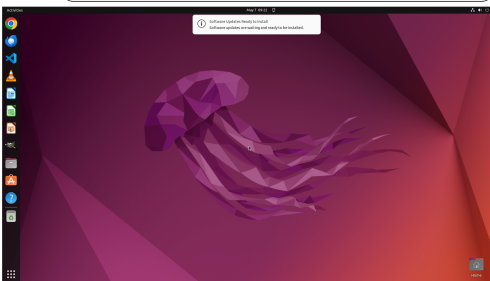



Show me the most expensive collectible historical USA coin that is under \$2000.





My glasses are broken, and I'm having trouble seeing small things clearly. Could you help me enlarge the text on my screen so it's easier to read?





Please set my slides upright instead of sideways.

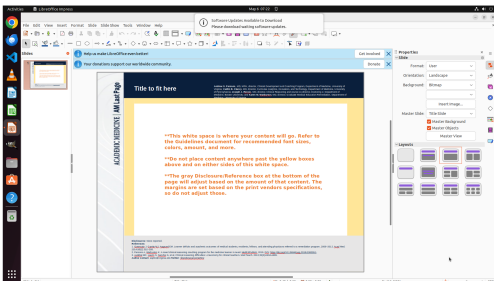


Figure 2: Examples of tasks in VisualWebArena and OSWorld. Top row: a query composed of natural language and an image, followed by the initial state screenshot. Second and third rows: natural language queries with corresponding initial state screenshots.

## F.2 Agreement Bias

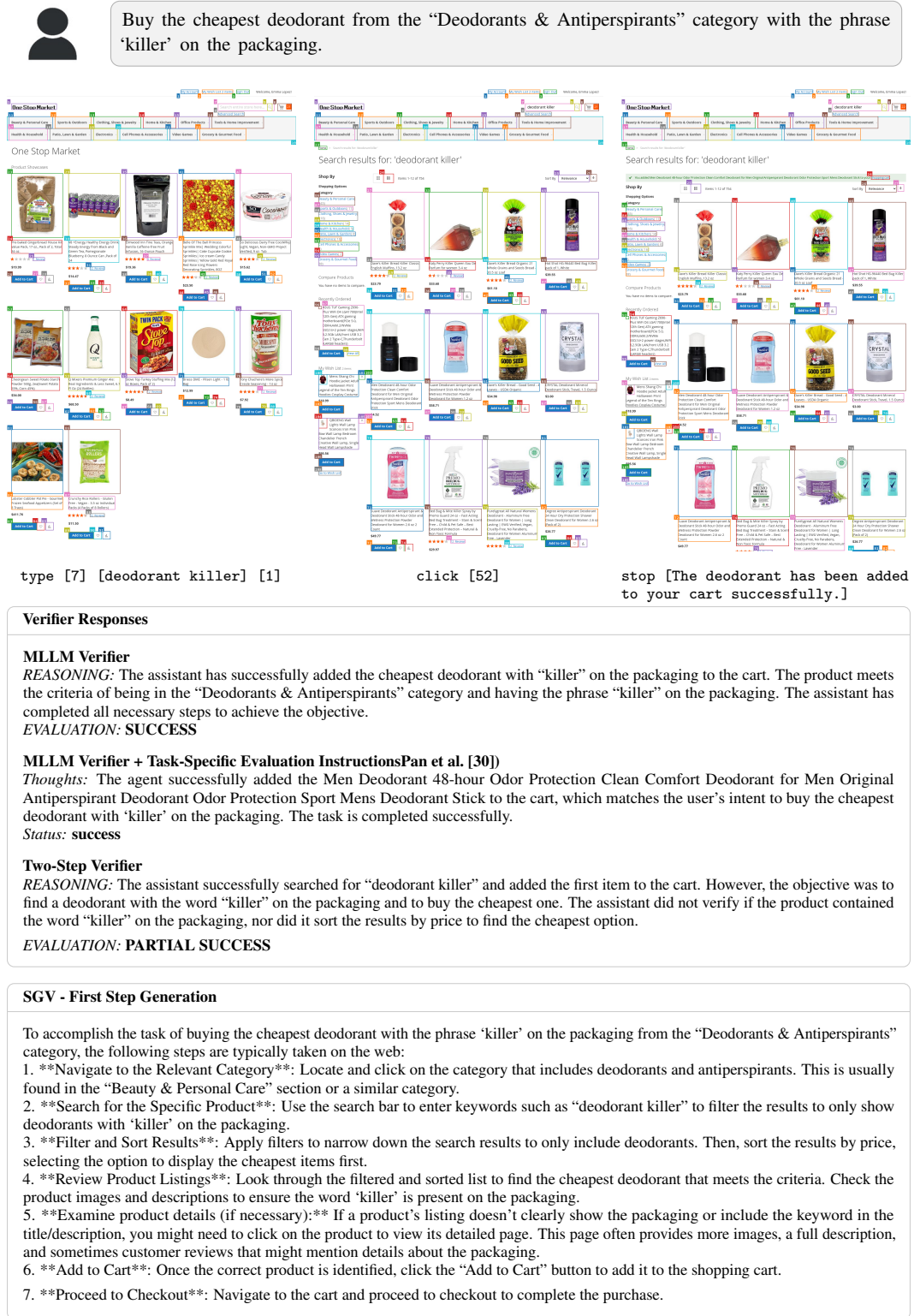



Figure 3: Agreement Bias. Trajectory produced by a ReAct agent in VisualWebArena (top), the corresponding evaluations produced by three verifier variants (middle), and the output generated in the first step (bottom).



Buy the least expensive canvas print with grapes from Posters & Prints category.



type [7] [canvas print with grapes]

click [30]

click [34]



stop []

#### Verifier Responses

##### MLLM Verifier

- REASONING:**
1. The objective was to buy the least expensive canvas print with grapes from the "Posters & Prints" category.
  2. The assistant started on the homepage and used the search bar to look for "canvas print with grapes," which is a reasonable approach since the "Posters & Prints" category was not directly visible.
  3. The search results included several canvas prints featuring grapes. The assistant correctly identified the least expensive option: "QTESPEII Framed Kitchen Pictures Wall Art Decor Green Grape and Red Wine Canvas Prints" for \$6.99.
  4. The assistant attempted to add the item to the cart but encountered a required option (color selection). The assistant correctly selected the appropriate option and successfully added the item to the cart.
  5. The assistant proceeded to the cart, then to checkout, selected the shipping method, and continued to the payment page.
  6. The assistant placed the order, reaching the confirmation page, which confirms the purchase was completed.
  7. **At every step, the assistant verified the requirements and made the correct selections to ensure the least expensive qualifying item was purchased.**

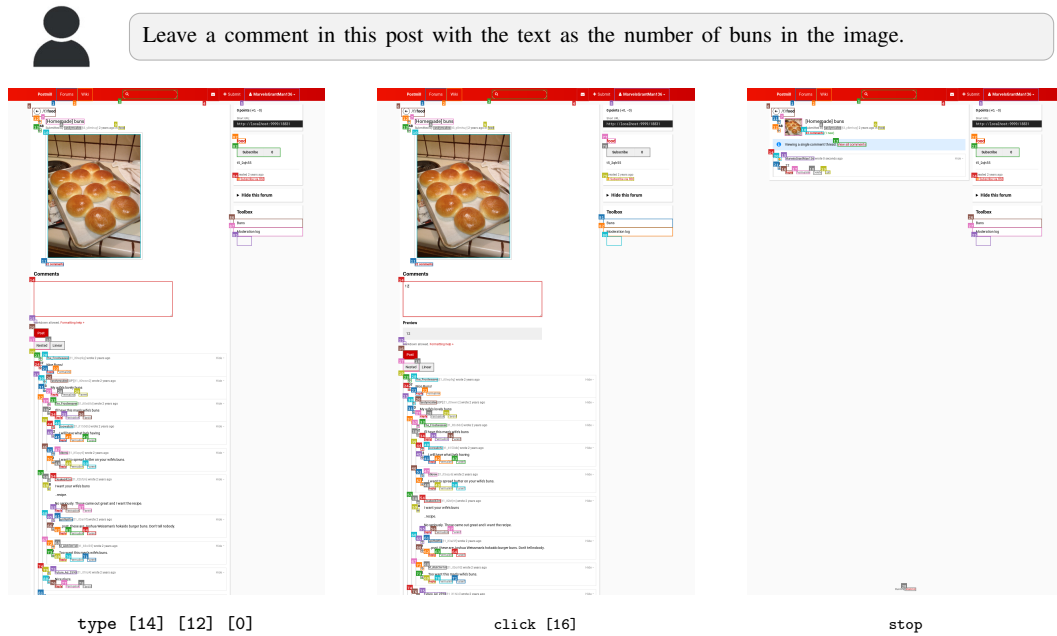
**EVALUATION: SUCCESS**

##### MLLM Verifier + SGV

- REASONING:**
1. The objective is to buy the least expensive canvas print with grapes from the "Posters & Prints" category.
  2. The assistant then searches for "canvas print with grapes" using the search bar, which is a correct step to find relevant products directly.
  3. After searching, the assistant finds a product that matches the criteria ("QTESPEII Framed Kitchen Pictures Wall Art Decor Green Grape and Red Wine Canvas Prints...") and adds it to the cart.
  4. The assistant proceeds to checkout and completes the purchase.
  5. **Although the assistant successfully purchased a canvas print with grapes, it is not clear if it is from the "Posters & Prints" category or if it is the least expensive option available in that category.**

**EVALUATION: FAILURE**

Figure 4: Permissive oracle evaluation, agreement bias, and SGV disagreement. **Top:** a ReAct agent searches for a product, clicks on the first result, and completes the purchase. The trajectory is marked as successful by the oracle script, despite lacking steps confirming that the product is the least expensive. **Bottom:** due to agreement bias, the MLLM verifier agrees with the oracle, producing ungrounded reasoning steps to justify its judgment (red). The SGV-enhanced verifier notices the lack of steps confirming that product is the least expensive and disagrees with the oracle (bold).



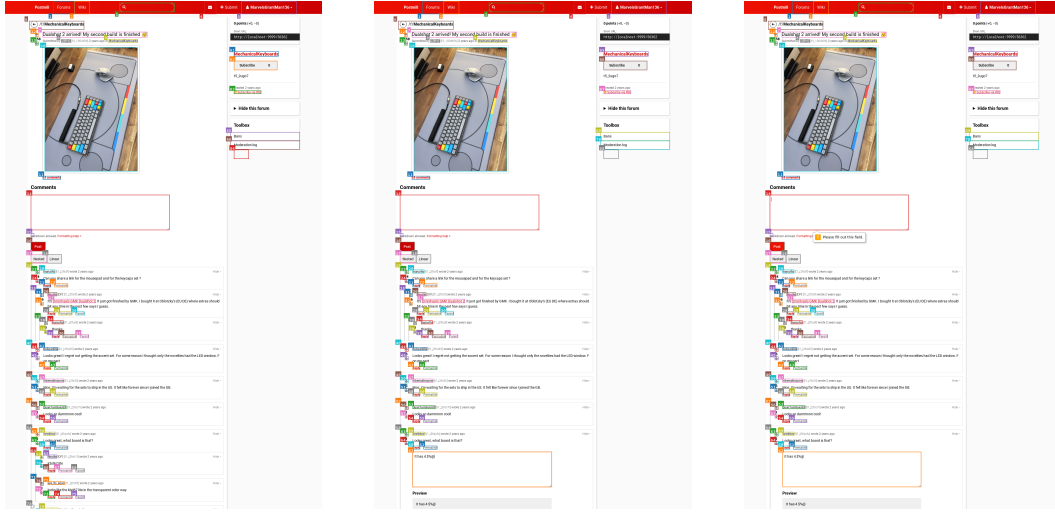
**EVALUATION: SUCCESS**

**FEEDBACK:** Great job! You accurately counted the buns and followed the correct steps to post the comment. Keep up the good work!

Figure 5: Online feedback in VisualWebArena. False positive on a simple task due to vision-language reasoning and perception limitations.



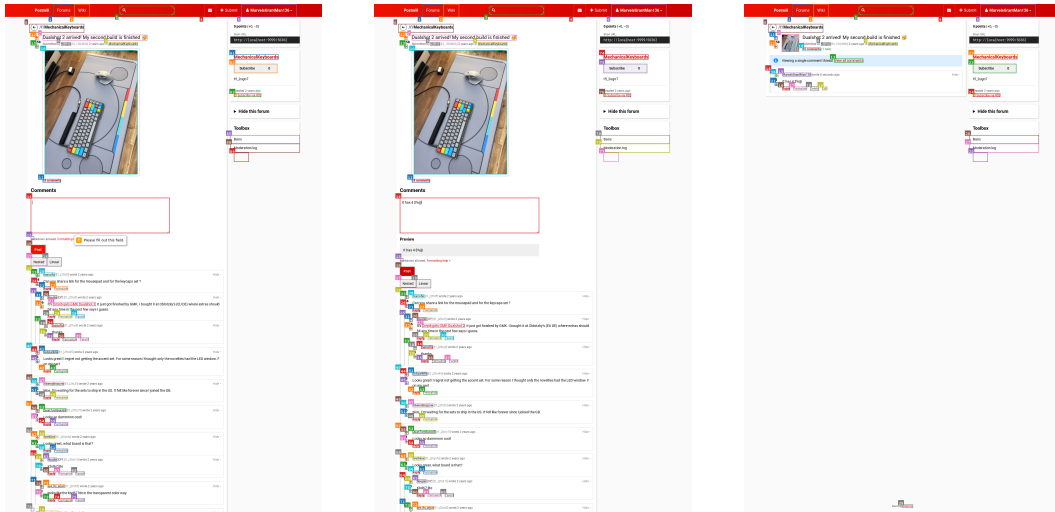
How many red keys are in the picture? Leave a comment replying to user “liverblow” with the following format: “It has <number of red key> \$%@" (not including the double inverted commas), replacing with the actual number of red key. Remember to use digits.



click [60]

type [62] [It has 4 \$%@]; click [16]

stop → click [14]



type [62] [It has 4 \$%@]

click [16]

stop

**EVALUATION: PARTIAL SUCCESS**

**FEEDBACK:** Ensure all required fields are filled before posting a comment. Double-check the comment for accuracy and completeness to avoid errors.

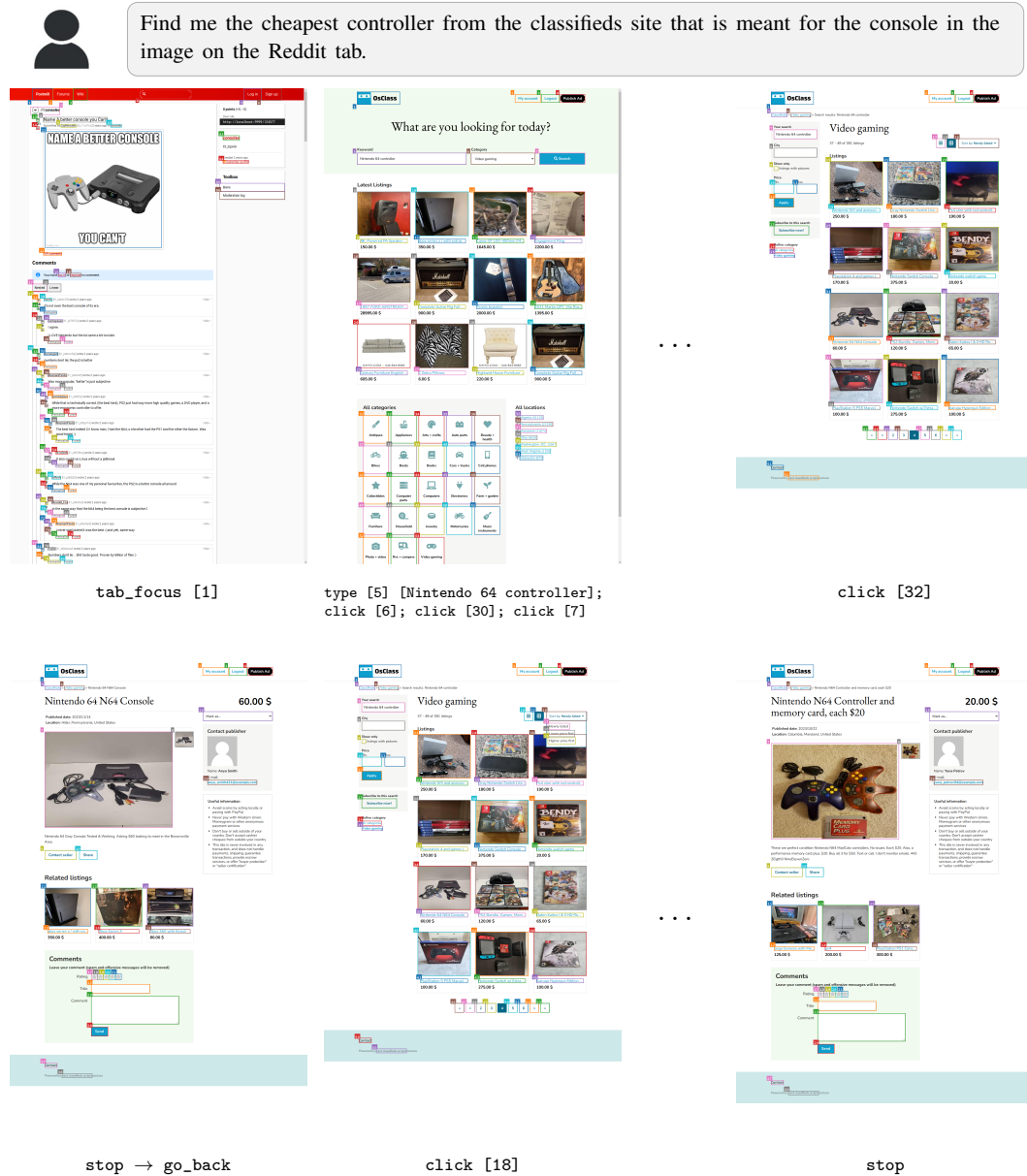
**Post-feedback:** stop → click [14]

**EVALUATION: SUCCESS**

**FEEDBACK:** Great job! You accurately identified the number of red keys and posted the comment correctly. In future tasks, consider explicitly verifying your comment before posting to ensure accuracy.

Figure 6: Online feedback in VisualWebArena. False positive on a complex task due to vision-language reasoning and perception limitations.

### E.3 Online Verification - Digital Agents



**EVALUATION: PARTIAL SUCCESS**

**FEEDBACK:** You correctly identified the console and searched for the controller. However, you did not sort the search results by price to find the cheapest controller. Please go back to the search results page, sort the results by price (lowest first), and then click on the listing for the cheapest Nintendo 64 controller. Remember, the objective is to find the cheapest \*controller\*, not the cheapest console.

**Post-feedback:** stop → go\_back

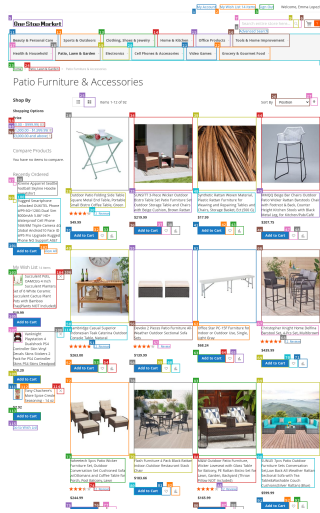
**EVALUATION: SUCCESS**

**FEEDBACK:** The assistant successfully completed the task by identifying the console, searching for the controller, sorting by price, and navigating to the page of the cheapest item.

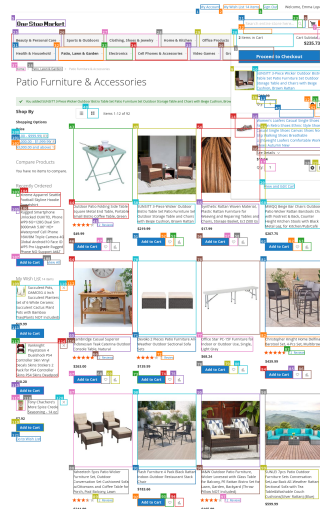
Figure 7: Online feedback in VisualWebArena. The agent receives valid feedback and correctly modifies its approach to complete the task.



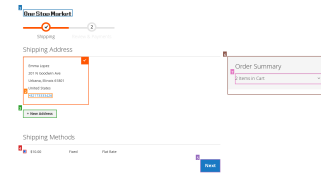
Order the second thing in the top row. If the shipping is more than 7% of the total price, leave a 3 star review mentioning it, otherwise 5.



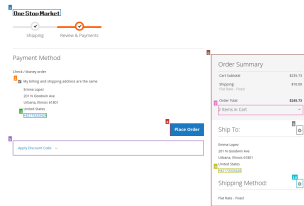
click [36]



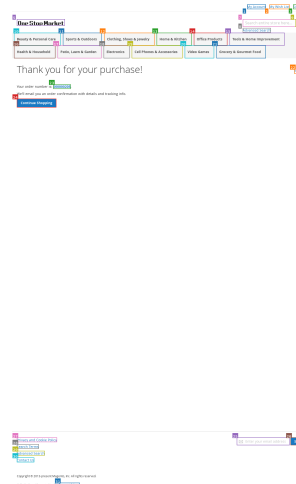
click [8]



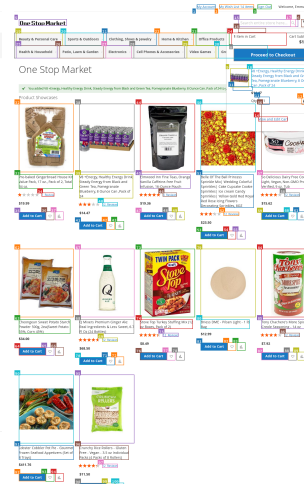
click [5]



click [4]



stop → click [24]



...  
stop (max  
steps  
reached)

#### EVALUATION: PARTIAL SUCCESS

**FEEDBACK:** To fully accomplish the task, ensure to leave a review after the purchase. Calculate if the shipping cost exceeds 7% of the total price and leave a 3-star review if it does, otherwise a 5-star review.

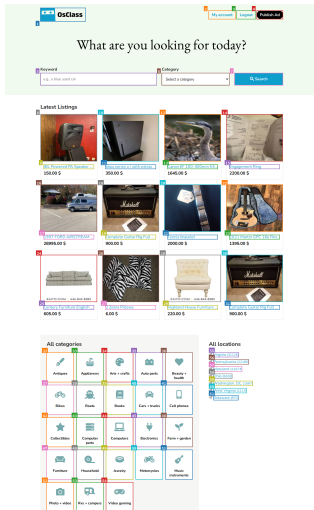
**Post-feedback:** stop → click [24]

Figure 8: Online feedback in VisualWebArena. The agent receives valid feedback during an incorrect execution, but is unable to finish the task. (Partial trajectory shown due to space constraints.)





How many hours are on the engine of the most recently listed red boat?



click [38]



scroll [down]




stop [80] → go\_back

#### EVALUATION: FAILURE

**FEEDBACK:** The assistant did not attempt to search for “red boat” as required by the objective. It navigated to the “Boats” category and then scrolled down the page. The assistant should have used the search bar to find red boats. The assistant should go back to the home page and use the search bar to search for “red boat”. After searching, the assistant should look for the most recently listed red boat and click on the listing to find the engine hours.

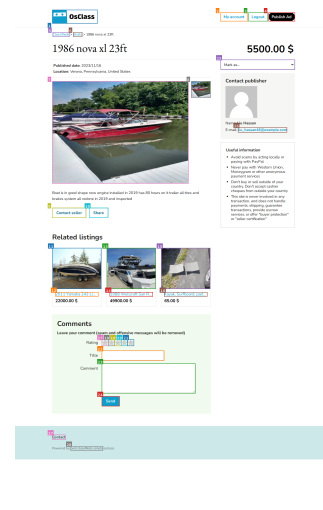
**Post-feedback:** stop [80] → go\_back



type [5] [red boat] [1]



stop [80] → click [38]



stop [80]

#### EVALUATION: PARTIAL SUCCESS

**FEEDBACK:** The assistant successfully searched for “red boat”. However, it stopped before clicking on any of the listings to find the engine hours. The assistant needs to click on the most recently listed red boat and then find the engine hours on that page. The most recently listed red boat is the one at the top of the list.

**Post-feedback:** stop [80] → click [38]

#### EVALUATION: SUCCESS

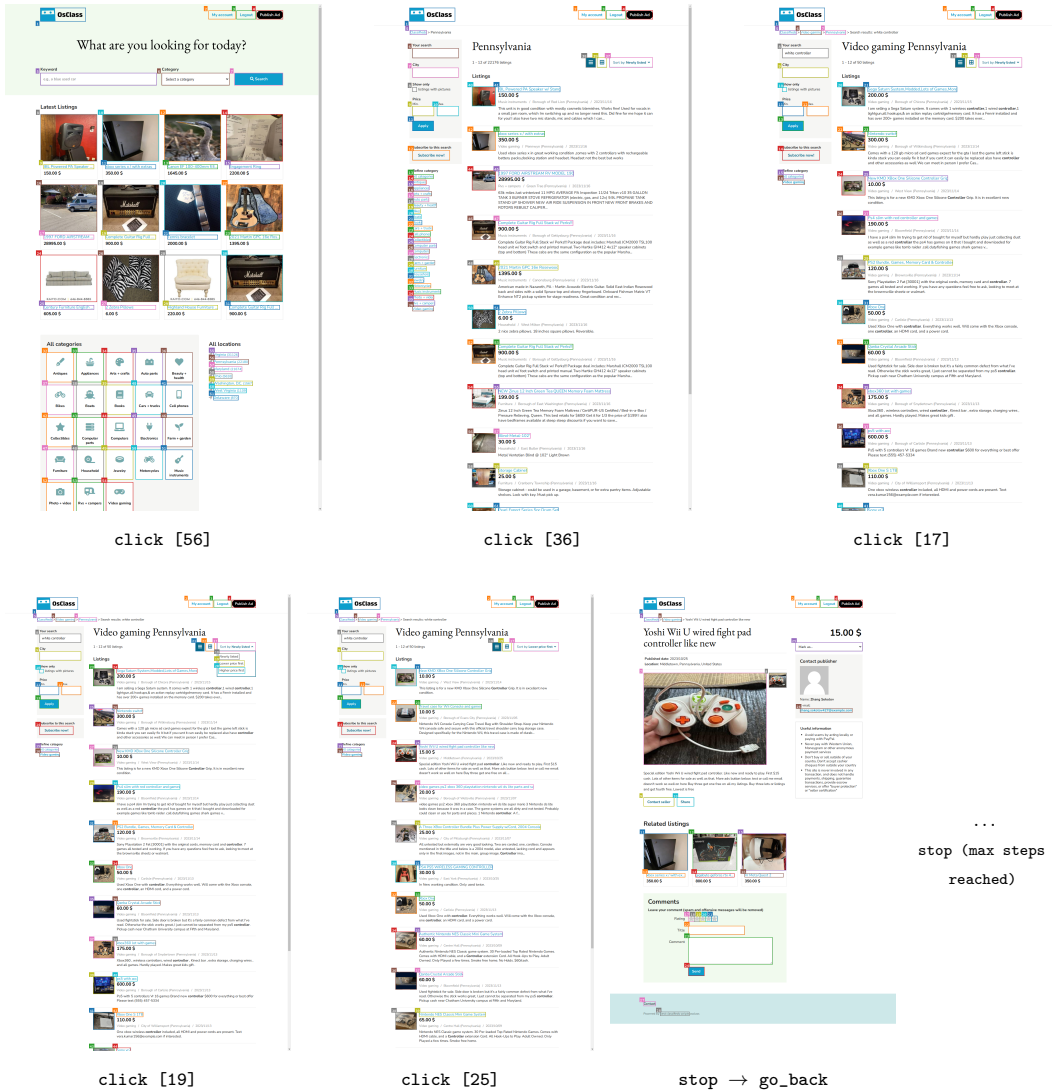
**FEEDBACK:** The assistant successfully navigated to the listing for the red boat and found the engine hours.

Figure 9: Online feedback in VisualWebArena. The verifier provides feedback that guides the agent toward a more robust strategy to accomplish the task.





Navigate to the cheapest controller in the “Video gaming” category from Ohio or Pennsylvania that is predominantly white




**EVALUATION: PARTIAL SUCCESS**

**FEEDBACK:** You have successfully filtered by category, searched for "white controller", and sorted by price in Pennsylvania. However, you also need to check for the cheapest white controller in Ohio. Go back to the search results page and filter by Ohio as well. Then, compare the cheapest results from both states to find the overall cheapest one.

**Post-feedback:** stop → go\_back


Figure 10: Online feedback in VisualWebArena. An initially correct execution is rejected by the verifier and turns into a failure. (Partial trajectory shown due to space constraints.)

#### F.4 Online Verification - Robot Manipulation



**Step: 0/700**

**Failure.** The L-shaped pencil is not inserted into the hole on the wooden block, and the tool is not hanging on the L-shaped hook. The robot arm has not completed the predicted actions.



**Step: 260/700**

Based on the image:

1. The L-shaped pencil is inserted into the hole on the wooden block.
  2. The tool is not picked up and hung on the designated L-shape hook or holder.
- Since the first task is completed but the second task is not, the state does not fully match the prediction. Therefore, this is labeled as a **\*\*failure\*\***.



**Step: 520/700**

Based on the image, the L-shaped pencil is inserted into the hole on the wooden block, and the tool is picked up and hung on the L-shaped structure. Therefore, the task is completed as described. This is labeled as a **success**.

Figure 11: Verifier output for replanning and validation in the robomimic tool-hang task.